Electronic Transmittal Form for DEEP Remediation and LUST Secure File Transfer (SFT)

DEPARTMENT OF ENERGY AND ENVIRONMENTAL PROTECTION
REMEDIATION DIVISION
LEAKING UNDERGROUND STORAGE TANK COORDINATION PROGRAM
www.ct.gov/deep

This Electronic Transmittal Form must be completed and included as the cover sheet of your electronic document when uploading a document to the Connecticut SFT website. Requirements for Transmittals through the SFT website:

- Only document types identified in the dropdown lists in Part III below may be submitted through the SFT website.
- Documents submitted through the SFT website must include all applicable figures, tables and laboratory data.
- Files must be formatted as PDF/A and use the appropriate naming convention:
  - For Remediation Filings: **REM_RemID_DocumentType_DateofDocument**
    Example: REM_1234_MonitoringReport_01-01-2001
  - For LUST Filings: **LUST_SiteAddress_Town_AbbreviationForDocumentType_DateofDocument**
    Example: LUST_1MainStreet_Hartford_ESA_01-01-2001
    Note: For "AbbreviationForDocumentType" use appropriate abbreviation at Transmittal of Documents

Part I: Primary Recipient*: Remediation or LUST (* required)

For Remediation documents:	For LUST documents:
Primary Program*: Voluntary Remediation	UST Facility ID: (if applicable)
Rem ID*: 12390	Spill Case Number: (if known)

Part II: Site Information

Site Name*: Rockville Former Manufactured Gas Plant
Site Address*: 13 Maple Street
City/Town*: Rockville, Vernon State: CT Zip Code: 06066

Secondary Programs (complete as many as applicable for this document):

Program: Significant Environmental Hazard	Project ID: 13641
Program: Select Secondary Program	Project ID:
Program: Select Secondary Program	Project ID:
Program: Select Secondary Program	Project ID:

Provide Project ID for each secondary program if it is known.
Each program has a unique ID (i.e. Rem ID, Spill Case #, UST Facility ID, etc.)

Part III: Document Information (document type required for appropriate program[s] only)

Remediation*: Annual Report
LUST*: LUST Document Type
Date of Document*: 12/31/2020 Version: Select version

Part IV: Submitter Information

Name*: Lynn E. Willey
E-mail*: lewilley@tighebond.com
Name of company/business this document is being submitted on behalf of: *
The Connecticut Light & Power Co. dba Eversource



Rockville Former Manufactured Gas Plant
13 Maple Street
Rockville, Vernon, CT

2020 Voluntary Remediation Program Annual Report

Prepared For:

The Connecticut Light and Power Company
dba Eversource Energy

December 2020

Tighe&Bond
Engineers | Environmental Specialists

14-5042-024
December 31, 2020

Mr. Robert Robinson, District Supervisor
Remediation Division
Bureau of Water Protection and Land Reuse
Connecticut Department of Energy and Environmental Protection
79 Elm Street
Hartford, CT 06106-5127

Re: **2020 Annual Report**
Rockville Former Manufactured Gas Plant
Rockville, Vernon, Connecticut
REM ID No. 12390

Dear Mr. Robinson:

Tighe & Bond, Inc. (Tighe & Bond), on behalf of The Connecticut Light and Power Company (CL&P) dba Eversource Energy (Eversource), submits the 2020 Annual Report for the investigation and remediation activities performed at the Rockville Former Manufactured Gas Plant (MGP) located in the Rockville section of Vernon, Connecticut (the Site). The Site location is provided in Figure 1. This letter provides the annual update for the Voluntary Remediation Program (VRP) activities for the Site that were completed during the 2020 Calendar Year.

Significant progress was made to assess the nature and extent of impacts associated with the Site to support the advancement of the conceptual site model (CSM) during 2020. The Phase III – Environmental Site Assessment (ESA) field program activities included a targeted soil and groundwater sampling program, assessment of potential tar recovery on-Site, and off-site groundwater delineation and soil vapor intrusion assessment at off-Site locations. The field component of the screening-level ecological risk assessment (SLERA) for the Hockanum River was completed which included the collection of sediment and surface water samples within the river upstream of the Site to assess background conditions. Additional information was collected to complete the water supply well receptor survey.

The following 2020 Annual Report includes a brief summary of Site background; activities completed during 2020; summary of Phase III ESA data including soil, groundwater, soil vapor and ambient air; background Hockanum River sediment and surface water data; a data usability evaluation; updated water supply well receptor survey findings; summary of Phase III ESA data gaps addressed during 2020, and an updated VRP schedule.

If you have any questions or comments, please contact Jim Olsen, LEP at 860-704-4761 or at JTOlsen@tighebond.com or Lynn Willey, LEP at 860-729-7502 or at LEWilley@tighebond.com.

Very truly yours,
TIGHE & BOND, INC.

James T. Olsen, PG, LEP
Vice President

Lynn E. Willey, PG, LEP
Senior Environmental Scientist

Table of Contents

Tighe&Bond

Cover Letter

Section 1 Background 1-1

1.1 Site History and Description 1-1
1.2 Regulatory Criteria 1-2
1.2.1 Soil Criteria 1-3
1.2.2 Groundwater Criteria 1-4
1.3 Areas of Concern....1-6
1.4 Significant Environmental Hazards Reporting 1-7
1.5 2019 Phase III ESA Data Gaps....1-8

Section 2 2020 Phase III ESA Summary 2-1

2.1 Methods....2-1
2.1.1 Soil and Groundwater Assessment....2-1
2.1.2 Soil Vapor Assessment St. Joseph's Church Property 2-5
2.1.2 SLERA 2-8
2.1.3 Background Hockanum River Sediments and Surface Waters....2-8
2.2 On-Site Investigations and Findings....2-10
2.2.1 Subsurface Soils 2-10
2.2.2 Groundwater 2-13
2.2.3 Assessment of PMC Exemption for Groundwater Infiltration Inner and Outer Substation Area Substation Areas....2-15
2.3 Off-Site Investigation and Findings....2-17
2.3.1 Subsurface Soils 2-17
2.3.2 Groundwater 2-18
2.3.3 Soil Vapor Assessment St. Joseph Church Rectory and Former St. Joseph/Strong School Building....2-20
2.4 Hockanum River Background Sediment and Surface Water Results 2-21
2.4.1 Sediment 2-21
2.4.2 Surface Water....2-22

Section 3 Quality Assurance/ Quality Control 3-1

Section 4 Conceptual Site Model 4-1

Section 5 Water Supply Well Receptor Survey 5-1

Section 6 Phase III ESA Data Gaps 6-1

Section 7 VRP Schedule 7-1

Appendices

Appendix A Figures

Figure 1: Site Location Map

Figure 2: Current Site Conditions and Historic Structures

Figure 3: Areas of Concern

Figure 4: Significant Environmental Hazard (SEH) Investigation Sample Locations

Figure 5: Sample Location Summary

Figure 6: Off-Site Soil Vapor and Ambient Air Sampling Locations

Figure 7: Background Sediment and Surface Water Sample Locations

Figure 8: On-Site Shallow Groundwater Zone Contours and Analytical Exceedance Summary

Figure 9: Off-Site Shallow Groundwater Zone Contours and Analytical Exceedance Summary

Figure 10: Off-Site Intermediate Groundwater Zone Contours and Analytical Exceedance Summary

Figure 11: Off-Site Deep Groundwater Zone Contours and Analytical Exceedance Summary

Figure 12: Water Supply Well Receptor Survey Summary

Appendix B Tables

Table 1: Areas of Concern (AOCs)/Site Conceptual Model (CSM) Summary

Table 2: Monitoring Well Construction and Groundwater Gauging Information Summary

Table 3: Summary of 2020 Soil Analytical Data

Table 4: Summary of 2020 Groundwater Analytical Data

Table 5: Summary of Waste Characterization Analytical Data

Table 6: Summary of Off-Site Soil Vapor Analytical Data

Table 7: Summary of Off-Site Indoor/ Outdoor Air Analytical Data

Table 8: Background Hockanum River Sediment Analytical Data

Table 9: Background Hockanum River Surface Water Analytical Data

Table 10: Summary of 2020 Data Usability Evaluation

Appendix C Low-Flow Sampling Data Forms, Soil Boring Logs and Monitoring Well Construction Logs

Appendix D Indoor Air Quality Questionnaire and Building Inventory Forms and Representative Site Photographs

Appendix E Phase III Laboratory Analytical Data (Soil, Groundwater, Indoor Air, Soil Vapor, Sediment and Surface Water)

Section 1
Background

The Connecticut Light and Power Company (CL&P) dba Eversource Energy (Eversource) entered the Rockville Former Manufactured Gas Plant (MGP) site located at 13 Maple Street in Rockville, Vernon, Connecticut (the "Site") into the Voluntary Remediation Program (VRP), pursuant to Connecticut General Statutes (CGS) 22a-133x, on September 2, 2015 by submitting an Environmental Condition Assessment Form (ECAF) and fee to the Connecticut Department of Energy and Environmental Protection (CTDEEP). The Site is designated a Licensed Environmental Professional (LEP)-lead site.

Eversource assigned the LEP verification of the Rockville Former MGP Site to Tighe & Bond of Middletown, Connecticut. The LEP of record for this project is:

James T. Olsen, LEP (#178)
Tighe & Bond, Inc.,
213 Court Street, Suite 1100
Middletown, CT 06457

1.1 Site History and Description

The Site is located at 13 Maple Street on a 3.43-acre parcel at the northwest corner of the intersection of West Main Street and Maple Street. The Site location is depicted on Figure 1 in Appendix A. The MGP operated from 1863 until the mid-1930s when gas production ceased. The footprint of the former MGP structures are shown in light blue outline on Figure 2. The former MGP was acquired by CL&P in 1935 and later converted to use as an electrical substation and natural gas regulator station, as it remains today.

The former MGP occupied the central and eastern portion of the Site. The Site is bounded by the St. Joseph's Church parking lot and residential properties to the north, Maple Street and residential properties to the east, West Main Street to the south, and residential properties with frontage on West Street/State Route 527 to the west. The Hockanum River transverses the southern portion of the Site from the southeastern corner at West Main Street westward to West Street. A tributary to the Hockanum River flows westward that originates from a plastic stormwater outfall and masonry outfall at Maple Street adjacent to entrance to the Site. A stormwater outfall for roadway drainage is located near the intersection of Maple and West Main Street.

The Site is currently developed as the Eversource Substation 14W, which is enclosed by a locked fence that limits access to authorized personnel. Figure 2 includes an aerial photograph that depicts the current layout of the Site, which includes an Inner Substation Area and Outer Substation Area. The Inner Substation Area includes the active electrical substation infrastructure including high voltage power lines, towers, transformers, and electrical control houses. Subsurface electrical power supply ducts and substation grounding grid are located beneath a crushed gravel cover inside the Inner Substation. Access to the Inner Substation is restricted by a high security fence equipped with barbed wire. Eversource requires notification prior to entry and specialized training.

The remainder of the Site is referred to as the Outer Substation area which includes all areas outside the Inner Substation (Figure 2). The Outer Substation includes a grassed area surrounding the eastern and northern sides of the Site. A fenced area with a rectangular-shaped high-pressure gas regulator/control house is located on the western portion of the Outer Substation Area. The Hockanum River is located in the Outer Substation Area and abuts the Inner Substation Area to the south. Wooded and overgrown areas are located on the northern portion of the Site adjacent to the St. Joseph's Church paved parking lot and along the southern portion of the Site between the Hockanum River and West Main Street.

Groundwater beneath the Site and adjacent properties is classified as GB by CTDEEP which indicates that groundwater is within a historically highly urbanized area or an area of intense industrial activity and where public water supply service is available. Such groundwater may not be suitable for human consumption without treatment due to waste discharges, spills or leaks of chemicals or land use.

The area to the west of West Street/Route 527 is classified by CTDEEP as a GA groundwater area. GA areas are designated for the following: potential drinking water supply; fish and wildlife habitat; recreational use; agricultural and industrial supply and other legitimate uses including navigation. Discharges for GA classified areas are restricted to: discharges from public or private drinking water treatment systems, dredging and dewatering, emergency, and clean water discharges.

The Hockanum River is classified as a "B" surface water meaning it is suitable for recreational purposes, industrial process and cooling, and fish and wildlife habitat.

1.2 Regulatory Criteria

Analytical testing results discussed in this report were compared to remediation criteria listed in the CTDEEP Remediation Standard Regulations (RSRs) (January 1996, Amended June 2013). The 2013 RSRs do not provide criteria for all substances detected at the Site. Criteria for the Additional Polluting Substances (APS) detected at the Site that are listed in the data summary tables of this report were obtained from "Table 10: DEEP Recommended Criteria Values for Common Additional Polluting Substances and Alternative Criteria Requests, dated December 10, 2015".

CTDEEP's intent in developing the RSRs was to define the following:

- Minimum remediation performance standards;
- Specific numeric clean-up criteria; and
- A process for establishing alternative site-specific standards, if warranted.

The RSRs apply to efforts to remediate contaminated soil, surface water, soil vapors, or a groundwater plume at or emanating from a release area or area of concern (AOC), provided the remedial action is required by the following:

- CGS Chapter 445 (Hazardous Waste, Section 22a-134, the CT Transfer Act), or Chapter 446K (Water Pollution Control), or CGS Section 22a-208a(C)(2); or

- Relevant subsections of CGS 22a-133 (Voluntary Clean-up) including but not limited, any such action required to be taken or verified by a LEP, except as otherwise provided in the regulations.

The Rockville Former MGP is enrolled in the VRP; as such, the RSRs apply to the assessment work conducted at the Site.

1.2.1 Soil Criteria

The CTDEEP soil remediation criteria integrates two risk-based goals: (1) the Direct Exposure Criteria (DEC) to protect human health from risks associated with direct exposure to contaminated soil; and (2) the Pollutant Mobility Criteria (PMC) to protect groundwater quality from contaminants that could potentially migrate or leach from soil to groundwater.

Direct Exposure Criteria

Specific numeric exposure criteria for a broad range of contaminants in soil have been established by the CTDEEP, based on certain exposure assumptions. The DEC apply to accessible soil to a depth of 15 feet. The DEC for substances other than polychlorinated biphenyls (PCBs) do not apply to inaccessible soil at a release area, if such inaccessible soil is less than 15 feet below the ground surface, an environmental land-use restriction (ELUR) is in effect with respect to the subject release area. For PCBs, a maximum concentration of 10 milligrams per kilogram (mg/Kg) can remain in soils considered inaccessible. Inaccessible soil generally means polluted soil, which is the following:

- More than 4 feet below the ground surface;
- More than 2 feet below a paved surface comprised of a minimum of three inches of bituminous pavement or concrete;
- Beneath an existing building; or
- Beneath another permanent structure(s) approved by the CTDEEP Commissioner. Buildings can be constructed, and/or clean fill can be placed over contaminated soils rendering them inaccessible.

The CTDEEP has established two sets of DEC using exposure assumptions appropriate for residential land use (RES DEC) or for industrial and certain commercial land use (I/C DEC). In general, all sites are required to be remediated to the residential criteria. If the I/C land use criteria are applicable and used, an ELUR notification is required in accordance with the RSRs.

The RSRs have a provision under Section 22a-133k-2(f)(2)(A) to allow for the use of an engineered control (EC) Variance for exemption from the DEC. An EC is a permanent physical structure designed to safely isolate pollutants which would otherwise not comply with the self-implementing remedial options provided in RSRs listed above. The EC is permitted to be used under certain conditions: 1). If the CTDEEP Commissioner authorized the disposal of solid waste or polluted soil; 2). soil remediation is not technically practicable; removal of such substance or substances from such release area would create an unacceptable risk to human health; or the CTDEEP Commissioner has determined, after public input, that the cost of remediating the polluted soil is significantly greater than the cost of installing and maintaining an EC and outweighs the risk if the EC fails.

Pollutant Mobility Criteria

The PMC that apply to remediation of a site depends on the groundwater classification of the site. The purpose of these criteria is to prevent contamination to groundwater in "GA" classified areas, and to prevent unacceptable further degradation to groundwater in "GB" classified areas.

The applicable PMC for the Site is the PMC for a "GB" classified area. The PMC generally applies to all soil within the unsaturated zone, which represents the soil located from the ground surface to the seasonal high-water table in "GB" classified areas. The criteria do not apply to environmentally isolated soils that are polluted with substances other than volatile organic compounds (VOCs) provided an ELUR is recorded for the release area which ensures that such soils will not be exposed (unless approved in writing by the CTDEEP Commissioner). Environmentally isolated soils are defined as certain contaminated soils, which are above the seasonal high-water table, beneath an existing building and not a source of on-going contamination. An ELUR must be recorded for the site, which ensures that such soils will not be exposed by building demolition or other activities. Buildings can be constructed over contaminated soils rendering them environmentally isolated.

Remediation based upon the listed PMC requires that a substance, other than an inorganic substance or PCB, in soil be remediated to at least that concentration at which the results of a mass analysis of soil for such substances does not exceed the PMC applicable to the groundwater classification (i.e., GB) of the area in which the soil is located (default PMC). An inorganic substance (metals) or PCBs in soil must be remediated to at least that concentration at which the analytical results of leachate produced from either the Toxicity Characteristic Leaching Procedure (TCLP) or the Synthetic Precipitation Leaching Procedure (SPLP) does not exceed the PMC applicable to the groundwater classification of the area in which the soil is located.

In addition, the RSRs provide an alternate method for compliance with the PMC. For polluted soils within a GB groundwater area, a SPLP or TCLP concentration of a substance in soil may be remediated to ten-times the groundwater protection criteria (GWPC) provided that non-aqueous phase liquid (NAPL) is present in soils as defined in the calculation provided in the RSRs.

Section 22a-133k-2(c)(4)(C) of the RSRs provides an exemption from the PMC for compounds other than VOCs if eighty percent (80%) of the release area has been subject to infiltration, and not obstructed by anthropogenic features, for a minimum of five years [PMC Exemption for Groundwater Infiltration] or the release area has had sufficient infiltration of precipitation such that the concentration of the substance and the areal extent of the groundwater plume will not likely increase if any obstruction to infiltration is removed in the future, with approval of the CTDEEP Commissioner. The PMC exemption is based upon the collection of four consecutive quarters of groundwater samples that do not exceed applicable RSR criteria (i.e., Surface Water Protection Criteria (SWPC) for the Site) from monitoring wells that are representative of the aerial extent of the groundwater plume. Concentrations of compounds in groundwater that are not increasing over time except for seasonal variations.

1.2.2 Groundwater Criteria

Groundwater remediation requirements are dependent upon the groundwater classification of the site. The objectives of these standards are the following:

- Protect and preserve groundwater in "GA" areas as a natural resource;
- Protect existing use of groundwater regardless of the area's groundwater classification;
- Prevent further degradation of groundwater quality;
- Prevent degradation of surface water from discharges of impacted groundwater; and
- Protect human health and the environment.

Portions of the RSRs governing groundwater regulate remediation of groundwater based on each substance present within the plume and by each distinct plume of impact. Several factors influence the remediation goal at a given site, including: background water quality, the groundwater classification, the proximity of nearby surface water, existing groundwater uses, and the presence of buildings and their usage. When assessing general groundwater remediation requirements, these factors must be considered.

The following RSR criteria apply to the Site since the Site is situated in a "GB" classified area and groundwater impacts extend to a "GA" classified area:

- Surface Water Protection Criteria (SWPC)
- Groundwater Volatilization Criteria (VC)
- Background Conditions
- Groundwater Protection Criteria (GWPC)

Surface Water Protection Criteria

The SWPC apply to all groundwater that discharges to a surface water; and therefore, applies to the Site. The SWPC ensures that groundwater contamination resulting from on-Site sources, which exceed background concentrations, is remediated to levels that adequately protect surface water quality. In general, compliance with the SWPC is achieved when the compound in groundwater directly upgradient from the discharge point emanating from a site is equal to or less than the SWPC established by the CTDEEP. Compliance with the SWPC can also be achieved when the 95% Upper Confidence Limit of the arithmetic mean of all sample results from a groundwater plume are equal or less than the established SWPC. Additionally, site-specific alternative SWPC can be established in accordance with the RSRs.

Groundwater Volatilization Criteria

The VC apply to all VOC-impacted groundwater within 15 feet of the ground surface or the lowest floor of an overlying building. According to the regulations, the VOC of concern will be remediated to a concentration that is equal to or less than the applicable Residential Volatilization Criteria (Res VC) for groundwater. It is noted that if VOC-impacted groundwater is located beneath a building that solely used for industrial or commercial purposes; then the groundwater may be remediated such that the concentrations are equal to or less than the applicable I/C Volatilization Criteria (I/C VC) in lieu of the RES VC. This is provided, however, that an ELUR be in effect at the site or the portion of the site covered by the building. The ELUR must also ensure that the parcel (or portion thereof beneath the building) will not be used for any residential purpose in the future and that future use is limited to industrial or commercial activity.

The RSRs allow for alternate compliance methods for groundwater exceeding the VC based upon soil vapor testing beneath the building as noted in Section 22a-133k-3(c)(3). If concentration of volatile compounds in soil vapor are detected less than the Residential Soil Vapor Volatilization Criteria (RES SVVC) then remediation is not required. According to the RSRs, soil vapor with detections above the Res VC is not required to be remediated if the building is used for industrial or commercial activity.

Background Conditions

CTDEEP requires the remediation of a groundwater plume in a "GA" groundwater classified area to result in the reduction of each substance therein to a concentration equal to or less than the background concentration for groundwater of such substance. Typically, background groundwater conditions are determined by the sampling of groundwater wells that have been identified not to be within any known or suspected release area.

Groundwater Protection Criteria

"GA" classified groundwater may also be remediated to concentrations less than or equal to the GWPC for each substance. The GWPC can be utilized as remediation criteria if:

- The background groundwater concentration is equal to or less than such GWPC;
- If a public water supply distribution system is available within 200 feet of the subject site;
- If the groundwater plume is not located in an aquifer protection area; and
- If the groundwater plume is not located within the area of influence of any public water supply well.

Since a public water supply distribution system is available within 200 feet of the Site, groundwater analytical results for monitoring wells within the West Street ROW have been compared to the GWPC.

1.3 Areas of Concern

Tighe & Bond issued the Phase I ESA for the Rockville Former MGP Site in March 2017. The Phase I ESA was completed to identify AOCs at the Site in accordance with the CTDEEP's Site Characterization Site Guidance Document (SCGD). The following on-Site and off-Site AOCs were identified during the Phase I ESA. Figure 3 depicts the locations of on-Site and off-Site AOCs. Table 1 (Appendix B) provides a summary of the AOCs and information regarding the Conceptual Site Model (CSM) compiled for the Site to date.

On-site AOCs:

- **AOC-1**: Former Retorts/Generating Room
- **AOC-2**: Former Purifying House
- **AOC-3**: Former Gas Holder #1 [Gasometer-22,000 ft^3 Capacity]
- **AOC-4**: Former Gas Holder #2 [Gasometer-22,000 ft^3 Capacity]
- **AOC-5**: Former Gas Holder #3 [Gasometer-110,000 ft^3 Capacity]
- **AOC-6**: Former Coal Shed
- **AOC-7**: Former Transformer House
- **AOC-8**: Current Substation

- **AOC-9**: Historic Site Fill
- **AOC-10**: Hockanum River Sediment
- **AOC-11**: Tar impacts and Fill Observed at TB-33 (Southwestern portion of Site)
- **AOC-12**: Creosote/ Tar impacts and Fill Observed (Southeastern portion of Site)
- **AOC-13**: Possible Historic Fill to the south of the Hockanum River
- **AOC-14**: Creosote impacts and Fill Observed (Northern portion of Site)
- **AOC-15**: Site-Wide Groundwater Impacts

Off-Site AOCs:

- **AOC-16**: Off-Site Creosote Impacts St. Joseph's School/Church Parking Lot
- **AOC-17**: Off-site Creosote Impacts Maple Street Right-of Way (ROW)
- **AOC-18**: Off-site Petroleum Impacts #8 and #12 Maple Street
- **AOC-19**: Suspected Fill #12 and #14 Maple Street (not related to Site)
- **AOC-20**: Off-site Creosote Impacts #14 Maple Street
- **AOC-21**: Off-site Surface Soils Maple Street School (not related to Site)
- **AOC-22**: Off-site Surface Soils 175 Union Street (not related to Site)
- **AOC-23**: Off-site Groundwater Impacts

1.4 Significant Environmental Hazards Reporting

Tighe & Bond initially identified a concentration of benzo(a)pyrene in surficial soils at SS-102 within the Inner Substation above CTDEEP's Significant Environmental Hazard (SEH) Condition Notification Threshold Concentration of 30 mg/Kg during Phase III ESA sampling. This detection was determined to be associated with historical fill material identified near a former coal shed structure associated with the former MGP. Figure 4 depicts the locations of SS-102 and the coal shed associated with the former MGP.

This discovery was reported to CTDEEP in a *Significant Environmental Hazard Notification CGS 22a-6u(d): Surface Soil Contamination Poses Potential Direct Exposure Risk, Former Rockville Manufactured Gas Plant, 13 Maple Street, Vernon, Rockville, CT*, dated February 26, 2018, prepared by Tighe & Bond. CTDEEP issued an SEH acknowledgement letter *RE: Notification of Significant Environmental Hazard, Former Rockville Manufactured Gas Plant, 13 Maple Street, Vernon, CT* dated March 16, 2018 (SEH Acknowledgement Letter). The SEH Acknowledgement Letter indicated that the reported condition did not require an immediate response to limit short-term risk because a permanent fence surrounds the property limiting access. However, annual inspection reports, site investigation and remediation would need to be continued in accordance with the plan provided in the SEH notification form. The SEH notification was identified as SEH ID:13641 by CTDEEP.

Subsequent Phase III ESA investigations in 2018 identified additional concentrations of benzo(a)pyrene in surficial soils that exceeded the SEH Condition Notification Threshold Concentration from hand auger soil borings HA-01A, HA-02, and HA-03 during the delineation of SS-102 within the Inner Substation and HA-18 that was advanced to assess historic fill located along the embankment adjacent to the Hockanum River within the

Outer Substation. Soil investigation and a summary of concentrations of benzo(a)pyrene are provided on Figure 4. The additional concentrations of benzo(a)pyrene in surficial soils exceeding the SEH Condition Notification Threshold Concentration were reported to CTDEEP and were included in the 2018 Annual Report. In a December 28, 2018 e-mail, CTDEEP indicated that no additional notifications were required for this same condition in surficial soils unless drinking water or an explosion hazard is discovered associated with the SEH condition. Additional discoveries of the same SEH condition would be able to be addressed under the February 26, 2018 SEH Notification.

In 2019 and 2020, Eversource submitted the SEH Status Update Form for Soil to CTDEEP to satisfy the annual reporting requirement. The areas with SEH soils remain secured by fencing and warning signage. These findings were also documented in the VRP Annual Reports for the Site that were submitted to CTDEEP.

In 2020, benzo(a)pyrene was detected at concentrations above the SEH Condition Notification Threshold Concentration in the upper 2 feet of soils in samples collected from soil borings SB-76 and SB-78 during the assessment of shallow fill material within the Inner Substation. Benzo(a)pyrene was detected in SB-76 (0 to 2 feet) and SB-78 (0 to 1 foot) at concentrations of 42 mg/Kg and 190 mg/Kg, respectively (Figure 4). These areas will be delineated in 2021.

1.5 2019 Phase III ESA Data Gaps

The 2019 Annual Report for the Rockville Former MGP Site provided a summary of Phase III ESA investigations and data gaps that were encountered in the process of assessing the on-Site and off-Site impacts. A summary of Phase III ESA and previous investigations are provided on Figure 5. As part of the SCGD process, data gaps need to be resolved in order to validate the CSM prior to the remediation of a site. A summary of the data gaps identified in the 2019 Annual Report are provided below.

- Soil Vapor Assessment- St. Joseph's Church Property: Extractable total petroleum hydrocarbons (ETPH) and benzene were reported above the RES VC and I/C VC in groundwater at MW-29S. A soil vapor assessment was proposed for the basements of the Rectory and the former St. Joseph School/former Strong School building to determine if volatilization from contaminated groundwater has adversely impacted soil vapor beneath the buildings.

- Off-site Groundwater Assessment- St. Joseph's Church Property: ETPH, benzene, and naphthalene were also detected in MW-29S above the SPWC at the western boundary of St. Joseph's Church property along West Street. ETPH and benzene were also detected above the Res VC and I/C VC as noted above. Additional characterization was proposed to refine the nature and extent of the groundwater plume within St. Joseph's Church parking lot to the northwestern corner of the property.

- Off-site Groundwater Delineation- West Street and Union Street Areas: Monitoring well MW-31S was proposed to assess groundwater impacts to the west of the Site within the West Street/State Route 527 ROW as part of 2019 Phase III ESA activities. A Connecticut Department of Transportation (CTDOT) encroachment permit was required to install monitoring well MW-31S because West Street/State

Route 527 is a State-owned road. The permit was unable to be obtained at the time in order to implement the work in 2019.

Off-site delineation was needed to characterize the nature and extent of the groundwater plume that exceeds RSR criteria at MW-29S to the west/northwest of St. Joseph's Church property to the west of West Street and towards the Hockanum River.

- Additional Soil Assessment within Inner-Substation Area: Further assessment of the Inner Substation Area soils was proposed to assess PMC compliance and finalize the remedial design/approach for the remedial action plan. Soils in the vicinity of MW-32S required additional investigation to assess GB PMC compliance. To assess whether the PMC Exemption for Groundwater Infiltration could be implemented, two remaining quarterly groundwater sampling events for MW-33S through MW-36S within the Inner Substation and MW-4SR were required and scheduled for 2020

  Pre-characterization samples were proposed to be collected within former Gas Holder #1 (AOC-3) and former Gas Holder #2 (AOC-4) to characterize impacted soils within the holder foundations.

- Re-Installation of MW-3D within the Northern Portion of the Inner Substation: Tar impacts were observed during the redevelopment and gauging of MW-3D during Phase III ESA activities. MW-3D is screened between 68 and 78 feet below grade. Phase III ESA soil borings advanced adjacent to and upgradient of MW-03D did not encounter separate phase tar impacts at depths below 39 feet below grade. It is possible that the annular backfill/well seal may have been compromised allowing tar to preferentially accumulate in the monitoring well.

- Installation of a Tar Recovery Well: A tar recovery pilot well was proposed within the northwestern portion of the Site to assess the feasibility of tar recovery within heavily tar-impacted soils that were encountered from 20 to 36 feet near MW-3D.

- Ecological Risk Assessment: Phase III ESA investigations have identified impacted soils along the steep bank adjacent to the Hockanum River. In addition, previous sediment sampling identified impacted sediments within locations in the Hockanum River and at outfalls discharging to the river. An ecological risk assessment was proposed to assess potential contaminant exposure pathways to ecological receptors.

Section 2
2020 Phase III ESA Summary

Tighe & Bond developed the Phase III ESA investigation approach to assess the nature and extent of impacts associated with the Rockville Former MGP and Site-related AOCs identified during the Phase I ESA. The Phase III ESA built upon previous investigations completed by Northeast Utilities Service Company-Environmental Services Department (NU) between 1990 and 1995 and has used the CTDEEP CSM approach provided in the CTDEEP SCGD. Tighe & Bond has completed Phase III ESA investigations from late 2016 through this year using the iterative CSM approach to identify and address data gaps to work toward finalizing the CSM and advancing the Site to remediation.

In 2020, the Phase III ESA focused on the data gaps identified during the 2019 Phase III ESA, which are summarized above in Section 1.5. Phase III ESA activities included the advancement soil borings to characterize soils and the installation of monitoring wells to characterize groundwater conditions on-Site and off-Site. Targeted investigation of on-Site soils was completed to gather remedial design information and assess the potential for tar recovery. A soil vapor assessment was completed at the St. Joseph's Church rectory and the former St. Joseph's School/Strong School building to assess compliance for groundwater exceeding the Res VC that was identified at MW-29S. Figure 5 shows on-Site and off-Site investigations areas, previous investigation areas, and Phase III ESA sample locations.

A screening-level ecological risk assessment (SLERA) was completed to identify and assess potential impacts to ecological receptors in sediment and surface water within the Hockanum River. To support the SLERA, background sediment and surface waters samples were collected upstream of the Site to assess background conditions within the Hockanum River.

2.1 Methods

2.1.1 Soil and Groundwater Assessment

As part of the Phase III ESA, Eversource and Tighe & Bond continued coordination with St. Joseph's Church property representatives to maintain access during off-Site Phase III ESA activities. Eversource coordinated with the CTDOT to obtain encroachment permits prior to installing monitoring wells MW-31S, MW-42S and MW-42M within the West Street ROW/ State Route 527.

Tighe & Bond and our environmental drilling subcontractor, Cisco Geotechnical, LLC (CISCO), marked out Phase III ESA investigation locations and notified Call-Before-You-Dig (CBYD)/811 to identify publicly owned utilities prior to the commencing intrusive work. In addition, private subsurface utility mark-out contractor, Underground Survey, LLC, was retained to identify subsurface utilities or obstructions at Phase III ESA locations. Tighe & Bond also completed a review of Rockville 14W substation infrastructure mapping provided by Eversource and completed a walk-down of proposed soil borings with Eversource electric and natural gas representatives to review potential conflicts with critical infrastructure prior to completing work. As a precaution, CISCO used soft-dig methods to pre-clear all soil boring and monitoring well locations to 5-feet below grade to avoid

potentially damaging buried subsurface utilities. Soft-dig preclearing was completed at each soil boring and monitoring location. Soils with were logged from 0 to 5 feet except for SB-84 and SB-85 which were advanced adjacent to previous Phase III ESA soil borings. Shallow subsurface soil samples were collected from SB-76 through SB-81 according to the sample collection procedures described below.

All field work was completed under a site-specific health and safety plan (HASP). Work activities completed within the Inner Substation Area of the Rockville Substation 14W required completion of Eversource Substation Awareness Training and oversight by an Eversource-Qualified Escort during the work. In accordance with Eversource procedures, an electrically qualified lineman was used to ground drilling equipment to the substation grounding grid during work within the Inner Substation Area.

Environmental drilling was completed using either a Geoprobe® 3230 or 7822 drill rig. Soil borings were drilled using direct-push drilling techniques utilizing Geoprobe's dual tube DT35 sampling system which cased-off the borehole during the advancement of the deep soil borings. At borings for monitoring wells MW-42M and MW-43M, 4 ¼" hollow-stem augers were used to case-off and advance the borehole during sampling because cobbles were encountered. Samples were primarily collected using a 2-inch or 3.25-inch sampler which used dedicated acetate liners. Soil samples in shallow soil borings were collected with a standard 2-inch Marco-Core® sampler equipped with dedicated acetate liners. Each boring was drilled continuously to the target completion depth of the soil boring. Soil borings were advanced as shallow as 5 feet below grade within the Inner Substation to as deep as 45 feet below grade off-Site at the St. Joseph's Church property. Soils were logged for lithology and evidence of visual and/or olfactory impacts. Soils were screened for presence of volatile organic compounds (VOCs) with a photo-ionization detector (PID). Headspace VOC screening samples were collected from each soil sample interval.

Analytical samples were collected within soils containing fill materials located above the apparent seasonal high groundwater table to assess compliance with the GB PMC within the Inner Substation and Outer Substation Areas. Soil samples were collected from SB-84 and SB-85 to collect waste characterization data for heavily tar-impacted soils encountered within the foundations of former Relief Holder #1 and Relief Holder #2, respectively. Soil samples were also collected at monitoring well locations to assess soils within the screen interval and at the completion of the soil boring to delineate the lateral extent of tar impacts at the northern portion of the Site and off-Site at St. Joseph's Church property and West Street ROW. Following completion, deep soil borings advanced below the water table were abandoned via tremie grouting if visual tar impacts were present. Shallow soil borings above the water table were abandoned with a combination of bentonite chips and/or clean sand. Within paved areas, soil borings were repaired with asphalt patch. Soil boring logs are provided in Appendix C.

Following the collection of samples, soil boring sampling equipment was decontaminated by steam cleaning over a temporary decontamination pad located within the Outer Substation Area of the Site prior to commencing sampling at the next Phase III ESA sample location. Excess soils were containerized in United States Department of Transportation (USDOT) 55-gallon drums that were staged on a covered and bermed drum pad at the Site.

Groundwater monitoring wells were installed using 4 ¼" hollow-stem augers using the Geoprobe® 3230. Each overburden monitoring well consisted of a 2-inch diameter, 0.010"-slotted poly-vinyl chloride (PVC) screen that were 10-feet in length affixed to a PVC riser that extended to the ground surface. Standard monitoring well construction methods were used including a sand filter pack constructed 2 feet above the top of the screen and a bentonite seal. For water table monitoring wells, the boring annulus above the water table was backfilled with clean sand or native soil cuttings above the bentonite seal. The annulus of the deep overburden monitoring well, MW-3DR, was grouted with a bentonite-grout slurry above the bentonite to seal the borehole above the well screen in order to assess water quality of the deep overburden aquifer. The tar recovery well, RW-03M, was installed with using 6 ¼" hollow-stem augers using the Geoprobe® 3230. The tar recovery well was constructed using 4-inch diameter, 0.020"-slotted PVC screen that were 10-feet in length affixed to a PVC riser that extended to the ground surface. A sand pack was installed to 2-feet above the recovery well screen. The annulus was sealed with a bentonite and grouted to seal the formation. Each monitoring well was secured with a locking expandable plug. On-Site monitoring wells were completed with stick-up steel protective casing and off-Site monitoring wells were completed with flush-mounted steel road boxes with locking covers. Monitoring well logs are provided in Appendix C.

Water table monitoring wells, designated with a "S" were installed to straddle the groundwater table which ranged between approximately 6.7 feet below grade in MW-38S along the western Site boundary to as deep as 34 feet below grade in MW-23S within the USPS Access Road to the east of Maple Street during previous Phase III ESA gauging events (Figure 5). The difference in elevation is attributable in part to a significant increase in elevation, approximately 22 feet, to the north across the Site. Within the Inner Substation Area, depth to groundwater ranged from approximately 7.5 feet in MW-36S in the southern portion of the substation to approximately 14.5 feet in MW-32S in the northern portion of the Inner Substation. Monitoring wells screened in the intermediate zone of the overburden aquifer, designated with an "M" were screened between 23 feet to 37 feet below grade at the St. Joseph's Church Property. Monitoring wells (designated "D") are screened in glacial materials in the overburden aquifer between 64 to 83 feet below grade at or near the bedrock interface. Bedrock monitoring wells, denoted with a "BR", were screened within bedrock, Portland Arkose, that is located 28 to 84 feet below grade.

Newly installed monitoring wells except for the two well pairs, MW-42S/MW-42M and MW-43M/MW-43M, were surveyed by Kratzert, Jones and Associates, Inc. (Kratzert) a Connecticut-licensed surveyor and incorporated into the Site-wide survey. Tighe & Bond completed an elevation survey of these four monitoring wells to obtain elevation data for groundwater gauging and measurements. These two well pairs will be surveyed by Kratzert in conjunction with monitoring well sampling activities during the 1st Quarter 2021.

Newly installed groundwater monitoring wells were developed to remove silt with either a Waterra Hydro-lift pump or an electric submersible pump and intermittently surged with a surge block and check value. Each newly installed monitoring well was gauged with an oil-water interface probe to determine if separate NAPL/tar had accumulated in the wells. Development waters were containerized in a 55-gallon USDOT drums that were staged on a drum pad at the Site.

Groundwater wells were gauged and sampled at least two weeks following development. Tighe & Bond conducted groundwater gauging of select monitoring wells on December 9, 2020 to obtain water level information in monitoring wells along the at the northern portion of the Site, off-Site well locations at St. Joseph's Church and within West Street. Monitoring well screen interval information, depth to groundwater and groundwater elevation is provided on Table 2 (Appendix B).

Groundwater monitoring wells were sampled using United States Environmental Protection agency (*EPA) Region 1 Low Stress (low flow) Purging and Sampling of Groundwater Samples from Monitoring Wells, dated July 30, 1996, Revised September 19, 2017.* Groundwater samples were collected with a peristaltic pump using dedicated tubing and a multi-parameter flow through cell. Groundwater was monitored for stabilization groundwater parameters including pH, conductivity, oxygen reduction potential, dissolved oxygen and temperature. Turbidity was monitored with a separate turbidimeter during groundwater purging. Low-flow groundwater monitoring sheets are provided in Appendix C.

Phase III ESA soil and analytical samples were collected into laboratory-provided and preserved sample containers, chilled on ice and maintained under chain-of-custody prior to delivery to the analytical testing laboratory, Phoenix Environmental Laboratories, Inc. (Phoenix) in Manchester, Connecticut. Phoenix is a Connecticut Department of Health (CTDPH)-approved commercial environmental laboratory (PH-0618). All analytical samples were analyzed by reasonable confidence protocol (RCP) analytical methods.

Soil samples were analyzed for Site COCs by one or more of the following methods depending upon the data gap being assessed: VOCs via EPA Method 8260, polycyclic aromatic hydrocarbons (PAHs) via EPA Method 8270, total CTDEEP RSR/ Resource Conservation Recovery Act (RCRA-8) metals via EPA Method via EPA Method 6010D/7470D, SPLP CTDEEP RSR and/or RCRA-8 metals via EPA Method 6010D/7470D/ 1312, ETPH via CTDEEP ETPH Method and total cyanide via EPA 9012. Select samples were analyzed for SPLP PAHs and SPLP VOCs to assess alternate GB PMC compliance options where total concentrations of the constituents exceeded RSR criteria. Surficial soils within the Inner Substation Area were analyzed for pesticides via EPA Method 8081B and herbicides via EPA Method 80151A.

Soil samples from SB-84 and SB-85 were analyzed for waste characterization parameters including: TCLP VOCs via EPA Method 8260/1311, TCLP SVOCs via EPA Method 8270/ 1311, TCLP RCRA-8 metals EPA Methods 6010/7470/ 1311, ignitability, flashpoint via EPA Method 1010, pH via EPA Method 9045, reactivity (sulfide and cyanide), and paint filter test.

Groundwater samples from on-Site and off-Site monitoring wells were analyzed for VOCs, PAHs, ETPH, total cyanide, and/or CTDEEP RSR/RCRA-8 metals in the newly installed monitoring wells, including MW-03DR, MW-14M, MW-31S, MW-40S, MW-41S, MW-42S , MW-42M, MW-43S, and MW-43M, and previously installed monitoring wells MW-10BR, MW-26S, MW-26D, MW-26BR, MW-37D, and MW-37BR. Groundwater samples were not collected from MW-37S because tar staining was observed during development of the well.

Groundwater samples from MW-33S through MW-36S and MW-4SR were analyzed for ETPH, PAHs and lead and MW-6S, MW-9S and MW-29S were analyzed for PAHs and ETPH as part of the groundwater assessment to evaluate PMC Exemption for Groundwater

Infiltration for historic fill material. In addition, MW-35S was analyzed for VOCs, Massachusetts Department of Environmental Protection (MA DEP) extractable petroleum hydrocarbons (EPH) and volatile petroleum hydrocarbons (VPH) to the volatile fractions of ETPH adjacent to the control houses in the Inner Substation.

2.1.2 Soil Vapor Assessment St. Joseph's Church Property

Pre-sampling Assessment Activities

Tighe & Bond coordinated sampling logistics with St. Joseph's Church staff during an initial on-site meeting on February 28, 2020. During the meeting, Tighe & Bond identified proposed sample locations within the basement of the Rectory and the ground floor of the former St. Joseph School. Sample locations were biased towards areas with uncovered concrete floors. One location, SV-04, was located beneath carpeting in the corner of a classroom in the St. Joseph's School building. Sample locations are depicted on Figure 6.

Tighe & Bond gathered pre-sampling building condition information during the February 28, 2020 visit. This information is summarized on the Indoor Air Quality Questionnaire and Building Inventory forms, copies of which are provided in Appendix D.

The Rectory's basement was used primarily for storage and housing of building mechanicals (i.e., building heating system and electrical circuit breaker box). The building mechanicals were located in an unfinished area in the western portion of the basement while the eastern portion of the Rectory's basement was finished as a meeting room area that was primarily used for storage. Numerous cracks and a small cut out were noted in the basement floor of the Rectory. The basement foundation walls were observed to be constructed with stacked stone and mortar. Gaps in the mortar within the wall and utility entry points for sewer, water and natural gas were observed. A crawl space was noted under the western portion of the Rectory. The building is currently heated using natural gas. Historically, the Rectory was likely heated with heating oil. Suspected copper fuel lines were observed along the eastern foundation wall of the Rectory. A 1,000-gallon UST was previously located along the eastern side of the Rectory based upon CTDEEP UST registration information. The UST registration form indicated that no contamination was noted when the UST was registered as removed with the CTDEEP on July 12, 1990.

The ground floor of the St. Joseph School building is located about three feet below the surrounding grade. The ground floor contained classrooms, men's and women's bathrooms, storage closets, office spaces, small kitchen area, stairwells and a boiler/ mechanical room for the building. Two 275-gallon aboveground storage tanks (ASTs) for heating oil storage are located in the boiler/mechanical room. The approximate location is provided in Figure 6. Representative photographs of the Rectory and former St. Joseph School are provided in Appendix D.

Tighe & Bond identified janitor closets within the men's and women's bathrooms of St. Joseph School building that contain bottled bathroom cleaning supplies, soaps, gallons of paint, and maintenance chemicals. Several gallons of paint and tile mastic were observed to be stored in a storage closet. The approximate locations of the janitor's closets and storage closet are shown on Figure 6. These supplies are likely to have been historically used during the Strong School occupancy of the building. Storage of cleaning or building maintenance supplies were not observed in the basement of the Rectory except for a container of spackling and Damp Rid moisture absorbing packages. Cleaning supplies (i.e., all-purpose cleaners, dish detergent, hand washing soap, clothes washing detergents and windshield washer fluid) were also noted in the first floor of the Rectory. Prior to sampling

activities, the cleaning products and building maintenance supplies were placed in plastic storage bins and stored within an exterior storage shed near the playground area and/or 3-bay garage at the church property on February 28, 2020. Tighe & Bond inventoried the supplies following soil vapor and indoor air sampling activities on March 12, 2020. Once inventoried, the supplies were placed back to their original pre-sampling locations in the former St. Joseph School building and the Rectory.

Land uses surrounding the St. Joseph Church property include mixed commercial and residential uses and the surrounding area is zoned high density residential/ commercial. Total Gas Station and 7-Eleven convenience store/gasoline service stations are located to the west and north of the church property across West Street/Route 527 and Union Street/Route 74, respectively. The 7-Eleven convenience store property was subject to a historical petroleum release that impacted groundwater to the north of the intersection of Union and West Streets according to CTDEEP UST Division records. The Walgreens pharmacy is located to the northwest of the intersection of West and Union Streets and was formerly occupied by Carr's Radiator Service Center, which is enrolled in the CTDEEP's Property Transfer Act Site Remediation Program. These properties are located immediately down-gradient and cross-gradient of the Site. However, it is possible for soil vapor to migrate from these sites laterally and along preferential pathways, such as utility conduits, and potentially impact soil vapor at the church property because of their close proximity.

The property was marked out for CBYD during the property visit. CISCO, notified CBYD on February 28, 2020 to mark-out publicly owned utilities to the buildings. On March 5, 2020, Underground Survey completed a private utility mark-out to identify potential suspected utilities, foundations or obstructions at proposed soil vapor point locations. Suspected subsurface features and/or utilities were marked by Underground Survey with chalk and/or tape. Soil vapor installations were adjusted accordingly for possible subsurface features in the basement of the Rectory.

Soil Vapor Point Installation

On March 5, 2020, Tighe & Bond oversaw CISCO's installation of five Vapor Pins®, SV-01 through SV-05, for the collection of soil vapor samples. SV-01 and SV-02 were installed within the basement slab of the Rectory and SV-03, SV-04 and SV-05 were installed into building slab of the former St. Joseph School building. The approximate soil vapor sampling locations are provided on Figure 6.

At each soil vapor location, CISCO countersank a nominal 5/8-inch by 1.5-inch diameter hole into the concrete floors using an electric hammer drill. Once drilled, each Vapor Pin® was equipped with a silicone tubing sleeve and then was seated into the drilled hole using a hammer except for SV-01. At SV-01, the basement floor for the Rectory was less than 1-inch thick which required that the point to be manually grouted into place with hydraulic cement to create a seal between the Vapor Pin® and the floor. After installation, each soil Vapor Pin® was fitted with a flexible plastic push cap to seal the point and covered with a threaded flush-mounted cap.

Following installation, the area around the soil vapor points was dry swept to remove dust generated during the installation process.

Soil Vapor and Ambient Air Sample Collection

Tighe & Bond collected soil vapor and ambient air samples between March 11 and 12, 2020. Both soil vapor and ambient air samples were collected using individually-certified,

Summa® Canister that was equipped with a laboratory-calibrated flow controller provided by Phoenix. Soil vapor and ambient air samples were analyzed using CTDEEP's RCP analytical methods.

A summary of soil vapor and ambient air sample collection methods are discussed below:

Soil Vapor Sampling

Soil vapor samples were collected using laboratory-provided tubing that was connected from each soil Vapor Pin® to a dedicated flow controller and Summa® Canister. Prior to sampling, each soil vapor sampling location was covered with a bucket enclosure that was enriched with a 19% to 29.5% atmosphere of ultra-pure helium tracer gas as a QA/QC measure to assess for potential air leakage around the Vapor Pin® and the basement slab ("short circuiting"). Each Vapor Pin® was pumped using a calibrated pump with a flow rate of 0.2 liters a minute to draw in soil vapor from below the concrete floor/building slab for field screening using a RAE Systems ppbRAE-3000 handheld PID to screen for total VOCs and portable helium meter to assess for detections of helium tracer gas prior to the collection of the soil vapor sample.

Because of infiltration of helium during pre-sampling screening, SV-01 was re-installed as a temporary sampling point that was sealed with a combination of hydrated bentonite clay and melted bee's wax. Minimal levels of helium, less than 0.01% to 0.08%, were detected in soil vapor points during pre-sampling screening indicating that short circuiting was negligible around the soil vapor points. Pre-sampling screening of soil vapor with a PID detected total VOC concentrations ranging between 2 parts per million (ppm) and 4 ppm.

During the pre-sampling screening, it was determined that SV-04 was unable to be sampled due to insufficient air flow. It is possible that SV-04 was installed into the concrete foundation/ footing for the school building. This point was unable to be re-installed during sampling because of finished floor coverings in the remaining areas of the ground-level floor of the St. Joseph's School building.

Soil vapor points SV-01 and SV-02 were sampled using a laboratory-provided flow controller calibrated for a 24-hour sample period, to assess the residential occupancy at the Rectory. A duplicate soil vapor sample, SV-02A) was collected at SV-02 as a QA/QC measure. Within the former St. Joseph School building, soil vapor samples SV-03 and SV-05 were collected using a laboratory-provided flow controller calibrated for an 8-hour sample period, to assess a typical 8-hour workday duration.

Upon completion of soil vapor samples, the final concentration of helium was measured within the bucket enclosures at each soil vapor location. In general, concentrations of helium within the enclosures were similar to initial concentrations except for SV-02, which was measured significantly lower at 8.5% helium.

Once sampling was complete, the Vapor Pins® were sealed with a flexible plastic push cap and covered with a flush-mounted cover with the exception of SV-01, which was abandoned following sampling because it was unable to be re-installed within the basement slab of the Rectory.

Each soil vapor sample was submitted to Phoenix and analyzed for VOCs via EPA Method TO-15 and APH via MADEP APH Method.

Soil vapor samples SV-01 and SV-02 were submitted for analysis of helium tracer gas to assess the temporary soil vapor point construction at SV-01 and to assess the apparent

helium leakage from the enclosure at SV-02 during the collection of the soil vapor samples in the basement of the Rectory.

Ambient (Indoor/ Outdoor) Air Sampling

Ambient air samples were collected of indoor air and outdoor air as part of the soil vapor assessment. Six indoor air samples (IA-01 through IA-06) were collected to assess indoor air concentrations within the Rectory and St. Joseph School buildings. One outdoor air sample (OA-1) was collected to determine outdoor air concentrations and to assess the potential influence of outdoor air on indoor air concentrations. The approximate locations are provided on Figure 6. Ambient air samples were collected concurrently with the soil vapor samples. Indoor air samples and the outdoor air sample were collected using a Summa® canister equipped with laboratory-calibrated flow controllers. Summa® canisters in the Rectory were equipped with a 24-hour calibrated flow controller and Summa® canisters in former St. Joseph's School were equipped with an 8-hour flow controller similar to soil vapor samples discussed above.

IA-01 and IA-02 were collected near SV-01 and SV-02 in the Rectory basement. One duplicate indoor air sample, IA-02A, was collected. Indoor air sample location, IA-06, was added to sample indoor air at the first floor of the Rectory. IA-06 was added to sampling program to assess air concentrations in the first-floor living area of the Rectory above the basement and crawl space area. At the former St. Joseph School building, IA-03 and IA-05 were collected adjacent to SV-03 and SV-05, respectively and IA-04 was collected in a classroom area.

OA-01 was affixed to a chain-link fence between the former St. Joseph's School building and Rectory (Figure 6). The outdoor ambient air sample was collected using a Summa® canister equipped with a 24-hour calibrated flow controller to assess outdoor air quality during soil vapor assessment.

Ambient air samples were submitted to Phoenix for analysis of VOCs and APH using the same analytical methods that were used for soil vapor samples.

2.1.2 SLERA

A SLERA was completed to assess potential risks and complete exposure pathways to ecological receptors from chemicals detected within sediments and surface waters of the Hockanum River that transverses the Site. Tighe & Bond retained E^{x}ponent® to complete the SLERA in accordance CTDEEP guidance and USEPA guidance including Framework for Ecological Risk Assessment (Framework) (EPA 1992) and Ecological Risk Assessment Guidance for Superfund (ERAGS) (EPA 1997). The SLERA includes a Site description and habitat characterization, identification of complete exposure pathways, and a screening-level exposure estimate and risk calculation. The SLERA retained PAHs and metals as chemicals of potential ecological concern (CoPECs) based upon previous NU and Phase III ESA sampling data. The SLERA will also consider background sediment and surface water data collected during 2020 that is discussed below. A draft SLERA is currently in internal review and is scheduled to be provided under separate cover in the first quarter of 2021.

2.1.3 Background Hockanum River Sediments and Surface Waters

Five background sediment samples, SED-101 through SED-105, and two surface water samples, SW-100 and SW-101, were collected within the Hockanum River upstream of the Site as shown on Figure 7. Sediment samples were biased towards depositional areas in the river. Sediment deposits with varying grain size distributions were collected. Sample

locations were situated within publicly accessible areas as distant as possible from stormwater outfalls to the river. A summary of sediment and surface water locations are provided below.

Sediment/ Surface Water Sample	Rationale	Distance Upstream from the Site (approx.)
SED-101 SW-101	Sand bar within the center of the Hockanum River adjacent to the West Main Street Bridge. Upstream surface water sample to assess ambient water conditions.	50 feet
SED-102	Coarse sand and gravel sediments within the western portion of the Hockanum River near to the West Main Street Bridge.	60 feet
SED-103	Sand-gravel-silt sediment deposits within the central portion of the Hockanum River adjacent to the Morrison Street Bridge crossing.	752 feet
SED-104 SW-101	Fine sand with silt sediment deposit beneath the Spring Street Bridge crossing. Upstream surface water sample to assess ambient water conditions.	1,625 feet
SED-105	Fine to medium sand with silt sediment deposit along the northern channel of the Hockanum River.	1,610 feet

Each sediment sample was collected utilizing stainless steel spatulas and placed into a stainless-steel bowl and homogenized. Each sediment sample was logged for physical characteristics and then placed into laboratory-provided sampling jars.

Surface water samples, SW-100 and SW-101, were collected at SED-101 and SED-104 locations to assess water quality immediately upstream of the Site and at the furthest upstream sediment sample location. Surface water samples were collected by direct collection methods into laboratory-provided/ preserved bottles. Metals were field filtered using a 0.45-micron groundwater capsule for dissolved metals.

Sediment and surface water samples were placed into iced filled coolers. Samples were maintained under chain-of-custody prior to delivery to the analytical testing laboratory, Eurofins (TestAmerica) service center in West Springfield, Massachusetts for shipment to contract labs located in Edison, New Jersey; Pittsburgh, Pennsylvania; and Burlington, Vermont. These laboratories are CTDPH-approved commercial environmental laboratories PH-0200, PH-0688 and PH-0751, respectively. Sediments were analyzed for PAHs, ETPH, CTDEEP RSR metals, total organic carbon (TOC) and grain size. Surface waters were analyzed for PAHs, ETPH, alkalinity and total and dissolved RSR metals. Sediment samples and surface water were analyzed by RCP analytical methods, as applicable.

2.2 On-Site Investigations and Findings

On-site Phase III ESA investigations were completed between June and December 2020 and included:

- Advancement of thirteen soil borings: SB-73 through SB-85 and the soil boring for installation of monitoring well MW-37S;
- Installation of one shallow monitoring well MW-37S;
- Installation of one, 4-inch tar recovery well RW-03M; and
- Re-installation of one deep monitoring well, MW-03DR.

Sample locations are provided on Figure 5.

Phase III ESA analytical samples included:

- Thirty-five soil samples, including two blind duplicate samples, and
- Twenty-eight groundwater samples, including two blind duplicate samples

A summary of detected soil and groundwater analytical results and applicable RSR exceedances are provided on Table 3 and Table 4, respectively. Analytical laboratory data reports are provided in Appendix E. Sample locations are provided on Figure 5. Figure 8 and Figure 9 provide the inferred shallow groundwater flow within the Inner Substation and the Outer Substation at the northern Site boundary as well as summary of groundwater analytical exceedances of RSR criteria. A preliminary CSM table is provided as Table 1.

2.2.1 Subsurface Soils

PMC Assessment of Soils within the Inner Substation Area

Nine soil borings, SB-73 through SB-81, were advanced within the southeastern and northeastern portions of the Inner Substation Area (Figure 5) to assess PMC compliance of soils associated with former Gas Holder #1 (AOC-3) and former Gas Holder No #2 (AOC-4) and within historic fill material (AOC-9 Historic Site Fill).

Southeastern Area of Inner Substation

Fill materials including coal, asphalt, brick, coal ash and slag, were observed to depths of 2 to 6 feet within SB-76 through SB-81. Concentrations of PAHs were detected above the RES DEC, I/C DEC and/or GB PMC in soil samples collected within the fill material except for SB-81 (3 to 4 feet). PAHs were also detected in SB-76 through SB-81 at concentrations above RSR criteria in red-brown sand and gravel that did not appear to contain apparent fill materials. However, based upon the PAH detections it is likely that this material represents fill material used in the development of the Inner Substation. PAH concentrations that exceeded RSR criteria were primarily related to heavy molecular weight PAH compounds including benzo(a)anthracene, benzo(a)pyrene, benzo(b)fluoranthene, benzo(g,h,i)perylene, benzo(k)fluoranthene, chrysene, dibenz(a,h)anthracene, indeno(1,2,3-cd)pyrene, and pyrene.

Concentrations of benzo(a)pyrene, were detected above the SEH Condition Notification Threshold Concentration of 30 mg/Kg in SB-76 (0 to 2 feet) and SB-78 (0 to 1 foot) within historic fill material. This is consistent with previous detections of benzo(a)pyrene in surficial soils that exceeded the SEH Condition Notification Threshold Concentration during the Phase III. As discussed above, these detections are addressed under the SEH Notification for the Site dated February 26, 2018 [SEH ID 13641]. The concentrations of benzo(a)pyrene within the upper 2-feet of soils at SB-76 and SB-78 are proposed to be delineated in 2021 and will be provided to CTDEEP in the upcoming 2020 SEH Status Update Form for Soils for the Site scheduled for 2021.

VOCs were detected above the GB PMC in a shallow soil sample collected at SB-79 (1 to 2 feet). Benzene was detected at a concentration of 0.51 mg/Kg which exceeds the GB PMC of 0.20 mg/Kg. SPLP VOC testing was completed to assess compliance with the GB PMC. SPLP benzene was not detected in the sample; consequently, the soils are in compliance with the GB PMC. Tetrachloroethylene (PCE), a chlorinated solvent was also detected in soils from 1 to 2 feet in SB-79 above the RES DEC and the GB PMC. PCE was also detected above the GB PMC in soil samples collected from 3 to 6 feet below grade at SB-79. SPLP VOC analysis revealed that PCE was detected below the 10-times the GWPC and therefore the concentrations of PCE are in compliance with the GB PMC. The source of the PCE is uncertain but appears to be surficial in nature based upon the highest concentrations in shallow soils with decreasing PCE concentrations at depth.

Pesticides were not detected within Inner Substation soils except for SB-81 where dieldrin was detected above the GB PMC.

Northeastern Area of Inner Substation

Three soil borings, SB-73, SB-74 and SB-75 were advanced to the west and northwest of former Gas Holder #2 (AOC-4) and former Gas Holder #1 (AOC-3), respectively (Figure 5). The borings were advanced to assess soil conditions above the seasonal high-water table for compliance with the GB PMC. ETPH and PAHs were previously detected at concentrations above the GB PMC at MW-32S in the 11 to 13 feet sample interval; however, it is possible that the bottom of the sample intersected the seasonal high-water table.

No visual tar impacts were observed in soils above the apparent water table in the soil borings. VOCs were also not detected in headspace soil screenings except for a low VOC detection of 2.7 ppm in soils in the SB-73 11 to 12 feet sample interval. Soil samples were collected above the apparent water table based upon field observations made during the boring advancement in the summer of 2020.

ETPH was either not detected or was detected below the GB PMC in each soil sample collected from SB-73, SB-74 and SB-75 (Table 3). PAHs were not detected in SB-74 (12 to 14 feet). PAHs were detected above the RES DEC, I/C DEC and/or the GB PMC in SB-73 (10 to 11.5 feet). SPLP testing revealed that leachable PAHs were not detected in the SB-73 (10 to 11.5 feet) sample and is therefore in compliance with the GB PMC. PAHs were detected at concentrations above the GB PMC in SB-75 (15 to 16 feet). The concentrations of PAHs in SB-75 (15 to 16 feet) were detected at levels above the RES DEC and I/C DEC; however, the soil sample was collected below 15 feet deep where the DEC is not applicable. This sample was collected in the summer during the drought conditions. It is likely the bottom of the SB-75 (15 to 16 foot) sample interval intersected

the seasonal high-water table based upon observations at adjacent soil borings. Based upon this information, the GB PMC is not applicable.

Outer Substation Area

Four soil borings, SB-82, SB-83, SB-84 and SB-85 were advanced within the Outer Substation Area (Figure 5). SB-82 and SB-83 were advanced to assess soils containing fill for RSR compliance with the GB PMC. SB-84 and SB-85 were advanced to collect waste characterization soil data for heavily tar-impacted soils within the subgrade foundations of former Gas Holder #2 (AOC-4) and Former Gas Holder #1 (AOC-3), respectively as part of on-going remedial evaluations for the Site.

SB-82 was advanced to assess fill material encountered in soil borings SB-08 and TB-X1 (Figure 5). Two soil samples, SB-82 (2 to 3 feet) and SB-82 (4 to 5 feet), were analyzed for ETPH, PAHs, PCBs, total and SPLP RSR metals and total cyanide. ETPH was detected at a concentration of 4,500 mg/Kg in the 2 to 3 feet sample which exceeds the established RES DEC, I/C DEC, and/or GB PMC of 2,500 mg/Kg. ETPH was detected at concentration of 140 mg/Kg in the 4 to 5 feet sample. Several PAHs were reported at concentrations above the RES DEC, I/C DEC, and/or GB PMC in both samples. Total and SPLP metals were detected in both samples at concentrations below applicable RSR criteria. Total cyanide was detected at concentrations of 2.36 mg/Kg and 1.04 mg/Kg, in SB-82 (2 to 3 feet) and SB-82 (4 to 5 feet), well below the RES DEC. PCBs were not detected in either sample.

SB-83 was advanced adjacent to former Gas Holder #2 (AOC-4) to assess the soils for GB PMC compliance for benzene that was previously detected at 3 ug/Kg in SB-28 (1 to 3 feet). Three soil samples were collected from SB-83 from depths including 0 to 1 foot, 1 to 3 feet, and 3 to 5 feet. Each soil sample was analyzed VOCs. Benzene was reported above the GB PMC at a concentration of 14 mg/Kg in the 1 to 3 feet sample interval. Several other coal tar-related VOCs were detected at concentrations above the laboratory reporting limits but below the RSR criteria. SPLP VOC testing of the SB-83 (1 to 3 feet) sample revealed that benzene was detected at a concentration of 23 ug/L which exceeds the alternate GB PMC compliance level of 10-times the GWPC (10 µg/L); consequently, the concentration of benzene is not in compliance with the GB PMC. VOCs were not reported above the laboratory reporting limit in the 0 to 1 foot or the 3 to 5 feet samples.

Soil borings SB-84 and SB-85 were advanced within the footprint of the former Gas Holder #2 (AOC-4) and former Gas Holder #1 (AOC-3), respectively. TCLP benzene was detected in SB-84 (11 to 13.5 feet) and SB-85 (12 to 14 feet) at 4.2 mg/L and 32 mg/L, respectively (Table 5). These concentrations are above the EPA's established characteristic hazardous waste limit of 0.5 mg/L for benzene. A TCLP SVOC, 3 & 4-methylphenol (m & p-Cresol) and TCLP metals, including barium, arsenic and lead were detected at concentrations below their respective EPA characteristic hazardous waste limits. The remaining waste characterization parameters including flashpoint, ignitability, reactivity (sulfide and cyanide), corrosivity, and pH, were detected at levels below EPA hazardous waste criteria limits. This data will be used to evaluate potential disposal options. A summary of the waste characterization results is provided in Table 5.

At the northern Site boundary, an analytical sample was collected at MW-37S (26 to 29 feet) from soils exhibiting sheens within the screen interval of MW-37S (Figure 5) Concentrations of ETPH and PAHs were detected at levels that would exceed the GB PMC and the RES DEC; however, the soil sample was collected below the water table and 15

feet and the PMC and DEC are not applicable. Concentrations of tar-related VOCs were detected in the sample.

2.2.2 Groundwater

During the 2020 Phase III ESA, on-Site groundwater data was collected to assess compliance with the PMC Exemption for Groundwater Infiltration for historic fill material (AOC-9) within the Inner Substation, southeastern portion of the Outer Substation (AOC-12) and western Site boundary (AOC-11). Groundwater sampling and analysis was completed to collect seasonal data to assess concentrations in monitoring wells MW-37D, MW-37BR and MW-10BR and re-installed monitoring well MW-03DR.

Groundwater beneath the Site generally flows to the north to north-northwest as shown in the shallow groundwater contours presented on Figures 8 and 9. Off-Site intermediate and deep groundwater flows to the north-northwest as shown on Figures 10 and 11. A summary of RSR exceedances in shallow and deep groundwater monitoring wells are also provided on Figures 8 through 11.

Shallow (Water table) Monitoring Wells

Inner Substation Sampling Events

The Inner Substation monitoring wells, MW-33S through MW-36S and MW-04SR, located immediately downgradient of the Inner Substation, were sampled during two quarterly events on December 19, 2019 (3rd Quarterly sampling event) and March 18, 2020 (4th Quarterly sampling event). In addition, MW-34S was also sampled two additional quarters on June 30 and September 22, 2020 to gather additional groundwater data to support assessment for the PMC Exemption for Groundwater Infiltration for historic fill material (AOC-9).

Concentrations of one or more PAH compounds exceeded the SWPC in monitoring wells MW-33S, MW-34S, and MW-35S (Table 4, Figure 8). A summary of PAH detections and exceedances are provided below:

- MW-33S: acenaphthylene (March 18, 2020 only)
- MW-34S: benzo(a)anthracene (September 22, 2020 only)
- MW-35S: acenaphthylene, benzo(a)anthracene, benzo(a)pyrene, benzo(k)fluoranthene, chrysene, and/ or phenanthrene (December 19, 2019 and 1st Quarter 2020)
- MW-36S: individual PAHs were not detected
- MW-4SR: individual PAHs were not detected

Petroleum/ tar-related VOCs were detected in MW-35S at concentrations below the SWPC and RES VC in the sampling events except for during the December 19, 2019 sampling event where naphthalene was detected at a concentration of 370 ug/L which is above the established SWPC of 210 ug/L.

ETPH was detected at concentrations that exceeded the SWPC, Res VC, and I/C VC in MW-33S during the March 18, 2020 sampling event and MW-35S during both sampling events. The highest concentration of ETPH was detected in MW-35S, which was screened across soils that exhibited petroleum odors and tar-impacts. Groundwater at MW-35S was also

analyzed for MADEP EPH and VPH to further assess ETPH concentrations above the RES VC and I/C VC. VPH Aliphatic C5-C8 and Aliphatic C9-C12 carbon ranges were reported at concentrations exceeding the RES VC and/or the I/C VC. EPH Aromatic C11-C22 and VPH Aromatic C9-C10 were present at concentrations that exceed the SWPC. ETPH was not detected above the laboratory reporting limit in MW-34S, MW-04SR, or MW-36S during the sampling events.

Lead was not detected in MW-33S through MW-36S or MW-4SR.

Southeastern Outer Substation Area (MW-06S and MW-09S)

Four consecutive quarterly groundwater samples were collected from MW-6S on March 18, 2020 (1st Quarter), June 9 (2nd Quarter), and September 22 (3rd Quarter) and December 3, 2020 (4th Quarter). Groundwater samples were collected from MW-09S during the 1st and 2nd Quarters; however, sampling was discontinued after a review of the groundwater data revealed that that PAH and ETPH compounds were not likely to support the PMC Exemption for Groundwater Infiltration.

ETPH and PAH were not detected in MW-06S in any of the quarterly events. MW-6S is installed at the top of the bank above the Hockanum River that was historically filled.

ETPH was reported in MW-09S at a concentration of 4,700 ug/L during the March 18 sampling event which exceeds the SWPC and RES VC and I/C VC of 250 ug/L. Several PAHs including, acenaphthene, acenaphthylene, benzo(a)anthracene, 2-methylnaphthalene, naphthalene, and phenanthrene were reported at concentrations above the SWPC during both sampling events except for benzo(a)anthracene which was only reported above the SWPC in the June 9 sampling event.

Western Site Boundary (MW-39S)

Four consecutive quarterly groundwater samples were collected from MW-39S on March 18, 2020 (1st Quarter), June 9, 2020 (2nd Quarter), and September 22, 2020 (3rd Quarter) and December 3, 2020 (4th Quarter). A naphthalene-like odor was noted in groundwater samples collected from MW-39S.

ETPH was reported at a concentration of 350 ug/L during the 1st Quarter sampling event. This concentration exceeds the SWPC and RES VC and I/C VC criteria of 250 ug/L. However, ETPH was either detected at concentrations below the RSR criteria or not detected during the remaining sampling events.

Acenaphthylene was detected during each event at concentrations ranging from 3 ug/L to 4.3 ug/L, which exceed the established SWPC of 0.3 µg/L. No other PAHs were detected during the quarterly sampling events.

Deep Monitoring Wells (MW-03DR and MW-37D)

Tar-related VOCs were detected below RSR criteria in MW-03DR. A naphthalene-like odor and sheens were noted during the development and sampling of MW-03DR. Acenaphthylene and ETPH were detected at concentrations exceeding the SWPC in MW-03DR. VOCs, ETPH and PAHs were not detected in groundwater at MW-37D.

Metals, including barium, nickel and/or zinc were detected at concentrations below the SWPC in MW-03DR and MW-37D. Cyanide was not detected in either monitoring well.

Bedrock Monitoring Wells (MW-37BR and MW-10BR)

Petroleum/ tar-related VOCs were not detected in MW-37BR. However, concentrations of chlorinated compounds including 1,1,1-trichloroethane and 1,1-dichloroethane were detected below the SWPC. Chlorinated solvents are not associated with MGP operations. PAHs and ETPH were not detected in either MW-10BR or MW-37BR.

Barium and silver were detected at concentrations below the SWPC. Cyanide was not detected in MW-37BR.

Tar Gauging

Tar was not detected with an oil-water interface probe in wells RW-03M andMW-03DR during development or during quarterly gauging events on September 22 and December 3, 2020. Strong naphthalene-like odor was observed on the measuring tape for both RW-03M and MW-03DR. Sheens and naphthalene-like odors were observed during development of these two wells.

Heavy sheens were observed, and tar staining was noted on tubing used during the development of MW-37S. Naphthalene-like odors were observed on the oil water interface probe during tar gauging activities completed on December 3, 2020.

On December 9, 2020, Tighe & Bond used an oil-water interface probe to gauge monitoring wells that were screened within tar-impacted intervals and monitoring wells where tar was previously detected within the Outer Substation and on St. Joseph Church Property. Tar was measured at thicknesses of 0.1 feet in MW-03D and MW-10D and at 1.13 feet in MW-24S. Light non-aqueous phase liquid (LNAPL) was observed in MW-10SR. A summary of measured product thickness is provided on Table 2. Monitoring wells MW-23S, MW-10SR and MW-10D are located adjacent to former Gas Holder #2 (AOC-4). MW-03D is located in the northwest portion of the Site. As discussed above, tar was not detected in MW-03DR which is located adjacent to MW-03D. Further gauging of MW-03DR will be completed to assess if the tar blebs observed in MW-03D are associated with leakage around the well seal.

2.2.3 Assessment of PMC Exemption for Groundwater Infiltration Inner and Outer Substation Area Substation Areas

Tighe & Bond completed an assessment to determine if the PMC Exemption for Groundwater Infiltration could be applicable to concentrations of PAHs and ETPH that were detected at levels that exceed the GB PMC in historic fill material above the seasonal high-water table at the Site. The following monitoring wells screened in areas of historic fill were used as part of the evaluation: MW-33S, MW-34S, MW-35S and MW-36S within the Inner Substation Area, MW-4SR directly downgradient of the Inner Substation, MW-6S (along the Hockanum River Bank), and MW-39S along the western Site Boundary (Figure 5). These areas meet the condition to demonstrate that eighty percent (80%) of the release area has been subject to infiltration, and not obstructed by anthropogenic features, for a minimum of five years. Groundwater samples were collected in four consecutive quarters in these wells during the Phase III. The table below summarizes Phase III ESA soils that exceeded the GB PMC and groundwater that exceeded the SPWC. Heavy molecular weight PAHs, including benzo(a)anthracene, benzo(a)pyrene, benzo(b)fluoranthene, benzo(g,h,i)perylene, benzo(k)fluoranthene, chrysene, dibenz(a,h)anthracene, indeno(1,2,3-cd)pyrene were detected above the GB PMC in soils

but not in groundwater at MW-6S, MW-33S MW-36S, MW-39S and MW-4SR. This is consistent with heavier molecular weight PAHs having a lower solubility. Exceedances were noted in two monitoring wells, MW-34S and MW-35S, which were screened across soils that contained tar impacts associated with the former Generator House (AOC-3). It is probable that the tar impacts in these wells are contributing to groundwater exceedances of the SWPC. Based upon the sampling, the PMC Exemption for Groundwater Infiltration can be applied to historic fill at the Site.

	GB PMC Exceedance of PAHs/ ETPH in Soils Above the Water table			
Monitoring Well / Boring ID	**Heavy Molecular Weight PAHs**	**ETPH and Light Molecular Weight PAHs**	**SWPC Exceedance in Groundwater**	**Notes**
MW-4SR/ SB-23/ SS3-E	Benzo(b)fluoranthene Benzo(k)fluoranthene Chrysene	No exceedances	PAHs and ETPH Not Detected	Quarterly groundwater monitoring demonstrates PAHs in soil are not leachable.
MW-33S	Benzo(a)anthracene Benzo(a)pyrene Benzo(b)fluoranthene Benzo(g,h,i)perylene Benzo (k) fluoranthene Chrysene Dibenz(a,h)anthracene Indeno(1,2,3-cd) pyrene Pyrene (MW-35S only)	No exceedances	Acenaphthylene ETPH	Monitoring well is screened across soils with tar-related impacts and downgradient of tar impacted soils that are contributing to SWPC exceedance of ETPH and Acenaphthylene.
MW-36S		No exceedances	PAHs and ETPH Not Detected	Quarterly groundwater monitoring demonstrates PAHs in soil are not leachable.
MW-34S/ SB-78		Acenaphthylene Fluoranthene	**Benzo(a)anthracene**	Monitoring wells were screened in soils that contained tar-related impacts which are resulting in exceedances of SWPC for PAHs and ETPH
MW-35S		Fluoranthene Phenanthrene	2-Methylnaphthalene Acenaphthene Acenaphthylene **Benzo (a)anthracene** **Benzo(a)pyrene** **Benzo(b)fluoranthene** **Benzo(k)fluoranthene** **Chrysene** **Indeno(1,2,3-cd)pyrene** **Phenanthrene** ETPH Aromatic C9-C10 Hydrocarbons	
MW-6S/ SB-32		ETPH	PAHs and ETPH Not Detected	Quarterly groundwater monitoring demonstrates PAHs in soil are not leachable.
MW-39S/ SB-71		No exceedances	Acenaphthylene ETPH	Quarterly groundwater monitoring demonstrates PAHs in soil are not leachable
Bolding indicates constituent was exceeded during the quarterly groundwater sampling event that was also detected as a concentration exceeding the GB PMC in soils				

2.3 Off-Site Investigation and Findings

In 2020, off-Site Phase III ESA investigations were completed to further assess the extent of tar-related groundwater impacts previously encountered in MW-29S and to assess seasonal variations in groundwater concentrations at the St. Joseph's Church property (AOC-16) and within West Street ROW to the west of the Site (AOC-23). Off-site Phase III ESA investigations included:

- Advancement of four soil borings that were converted to monitoring wells, MW-14M, MW-40S, MW-41S, and MW-43 S/MW-43M to depths of 40 to 45 feet below grade at the St. Joseph Church property;
- Advancement of one soil boring at the MW-42S/MW-42M location within the landscaped island within the West Street ROW;
- Advancement of one soil boring at the MW-31S location within the sidewalk of the West Street ROW;
- Installation of five shallow monitoring wells, MW-31S and MW-40S through MW-43S;
- Installation of three monitoring wells, MW-14M, MW-42M, and MW-43M within the intermediate groundwater zone;
- Completion of a soil vapor assessment at St. Joseph Church Rectory and former St. Joseph School/Former Strong School Building that included the installation of five soil vapor points (SV-01 through SV-05).

Sample locations are provided on Figure 5.

Off-site Phase III ESA analytical samples included:

- Twelve subsurface soil samples;
- Twelve groundwater samples, including one duplicate;
- Soil vapor assessment samples: installation of five soil vapor points (SV-01 through SV-05) and collection of five soil vapor samples including one duplicate, collection of seven indoor air samples (IA-01 though IA-06) including one duplicate, and collection of one outdoor air sample (OA-1).

A preliminary CSM table for off-Site AOCs are provided in Table 1. Soil and groundwater analytical data is provided on Tables 3 and 4, respectively. A summary of groundwater flow direction and a summary of applicable RSR criteria exceedances in the shallow groundwater table, intermediate and deep groundwater zones are provided on Figures 9, 10, and 11, respectively. Soil vapor and ambient air sampling locations are depicted on Figure 6. Soil vapor and ambient air analytical testing results are provided on Tables 6 and 7, respectively.

2.3.1 Subsurface Soils

Tar impacts, sheens or staining, were observed in the soil boring for MW-14M within the St. Joseph Church parking lot. In the boring for MW-14M, tar-related impacts were encountered as shallow as 20 feet below grade, which corresponds to approximately 6 feet below the water table. Isolated lenses of sheens and/or staining were observed from 23 to 27.5 feet below grade and soils with tar blebs were observed from 27.5 to 28.5 feet below grade and 31 to 32 feet below grade. Naphthalene-like odors and/or elevated

headspace VOC measurements were noted in the MW-14M boring ranging from 20 to 37 feet below grade. No visual tar impacts were observed in soil borings for the remainder of the off-Site monitoring wells at St. Joseph's Church Property and within the West Street ROW.

Soils with naphthalene-like odors and elevated headspace VOC measurements were noted from 28 to 38 feet in the soil borings for MW-40S, MW-41S and MW-42S/MW-42M (Figure 5 and Figure 9).

No visual impacts, odors or elevated headspace VOC measurement were observed at the soil borings advanced within the West Street ROW at MW-31S or MW-42S/MW-42M.

Two samples were collected from each soil boring at the interval with the greatest level of apparent impacts as well as a soil sample at the bottom interval of the soil boring. Soil samples were submitted for laboratory analysis of ETPH, VOCs, and PAHs.

ETPH and PAH were detected in MW-14M (27.5 to 29.5-feet) at concentrations that would exceed the RES DEC and/or GB PMC; however, these RSR criteria are not applicable since the sample was collected below 15 feet and below the water table. ETPH and PAH concentrations were not reported above the laboratory detection limit in the remaining samples.

Several tar-related VOCs including, benzene, ethylbenzene, naphthalene, 1,2,4-trimethylbenzene and/or xylenes were reported in each of the soil samples except for the MW-14 (43 to 45-feet), and both soil samples collected from MW-43S/43M.

2.3.2 Groundwater

Shallow (Water table) Monitoring Wells

Tar-related VOCs were detected in MW-29S and 41S at the St. Joseph Church Property. Benzene was detected above the RES VC in MW-29S and just below the RES VC in MW-41S. ETPH was detected at above the SWPC, RES VC, and I/C VC in both samples. A soil vapor assessment was completed for the St. Joseph Church Rectory and Former St. Joseph School/Former Strong School Building that demonstrated that concentrations of benzene and ETPH in groundwater are in compliance with the RES VC based upon soil vapor testing discussed below.

Concentrations of acenaphthylene were detected at concentrations of 2 µg/L and 1.8 µg/L above the established SWPC of 0.3 µg/L in both MW-29S and MW-41S, respectively (Table 4). The remaining PAH compounds were detected in MW-29S and MW-41S at concentrations below RSR criteria. One PAH compound, phenanthrene, was detected in MW-42S at 0.06 µg/L below the APS criteria of 14 µg/L.

VOCs, ETPH, and PAHs were not detected above the laboratory reporting limits in MW-26S, MW-40S, or MW-43S at the St. Joseph Church Property or within the West Street ROW in MW-31S (Figure 5 and Figure 9).

Metals including, barium, chromium, nickel and/or zinc were reported above the laboratory detection limit but below the RSR criteria and cyanide was not detected in the off-Site shallow monitoring wells.

Off-Site groundwater beneath the St. Joseph Church property flows to the north-northwest to northward beneath the St. Joseph Church property and the West Street ROW. Based upon laboratory analysis, groundwater impacts within the shallow groundwater aquifer

have been delineated downgradient of MW-29S and MW-41S. Concentrations of VOCs, ETPH and PAHs attenuate with groundwater flow to the north and are not detected at the intersection of West Street and Union Street. Groundwater sampling is scheduled in the 1st Quarter 2021 for newly installed monitoring wells MW-40S through MW-43S to assess potential seasonal variations in groundwater concentrations and to validate this finding.

Intermediate Monitoring Wells

Three intermediate monitoring wells, MW-14M, MW-42M, and MW-43M, were installed to assess groundwater downgradient of tar-impacted soils located beneath the parking lot at the St. Joseph Church Property (Figure 10). Naphthalene-like odors were observed during the development and sampling of MW-14M and MW-42M. No tar was detected during gauging with an oil-water interface probe in either well.

ETPH and acenaphthylene, and naphthalene (reported as a VOC) were detected at concentrations that exceed the SWPC in MW-14M. Several other tar-related VOCs and PAHs were detected in MW-14M above the laboratory reporting limits but at concentrations below RSR criteria.

ETPH, VOCs and PAHs were not detected above the laboratory reporting limits in MW-43M at the St. Joseph Church property that is situated downgradient of MW-14M. However, ETPH was detected above the SWPC in MW-42M on the west side of the West Street ROW, cross-gradient of MW-14M. MW-42M is located at the boundary between the GB and GA groundwater classified areas. As such, concentrations in MW-42M were also compared to the GWPC. Concentrations of ETPH and benzene were detected above the GWPC in MW-42M.

Barium, nickel, thallium and zinc were reported below the SWPC and cyanide was not detected in MW-14M, MW-42M and MW-43M.

Deep Monitoring Wells

Groundwater samples were collected from deep monitoring wells, MW-26D and MW-29D to assess seasonal fluctuations within the deep groundwater zone downgradient of the Site at the St. Joseph Church Property (Figure 11). Acenaphthylene, a PAH, was detected in MW-26D at 12 µg/L which exceeds the established SWPC of 0.3 µg/L. Multiple PAHs and tar-related VOCs were also detected at concentrations below the SWPC in MW-26D. ETPH was not detected in MW-26D.

ETPH, VOCs, and PAHs were not detected above laboratory reporting limits in MW-29D.

Barium was reported in both samples below the RSR criteria. Cyanide was not detected above the laboratory reporting limit in either of groundwater samples.

Bedrock Monitoring Well (MW-26BR)

ETPH, VOCs, PAHs, and cyanide were not detected in MW-26BR. Barium was reported at a concentration below the SWPC.

2.3.3 Soil Vapor Assessment St. Joseph Church Rectory and Former St. Joseph/Strong School Building

Soil Vapor Analytical Results

Concentrations of detected VOCs and APH in soil vapor are summarized on Table 6. Soil vapor results were compared to the RES SVVC. Soil vapor sample locations are provided on Figure 6.

Benzene was only detected in one location, SV-01, at a concentration of 0.00071 milligram per cubic meter (mg/m^3). This concentration is well below the RES SVVC of 3 mg/m^3. APHs was detected in soil vapor at each of the soil vapor points at levels that are magnitudes below the established RES SVVC (Table 6).

Other VOCs were detected in soil vapor at concentrations well below the RES SVVC including multiple chlorinated VOCs (e.g., trichloroethylene, trichlorofluoromethane, methylene chloride and chloroform) and solvents (e.g., methyl butyl ketone and methyl ethyl ketone). Chlorinated VOCs and solvents are not associated with tar impacts and are related to other commercial sources.

Petroleum-related compounds (i.e., toluene, xylene, ethanol, isopropanol, cyclohexane, and heptane) were detected in soil vapor. Based upon the suite of detected compounds including ethanol (a gasoline additive), it is likely that soil vapor impacts are related to fuel storage and incidental spills and petroleum fuel storage at the adjacent convenience stores/ gas stations.

Helium was not detected in soil vapor samples, SV-01, SV-02 and SV-02A, which indicates soil vapor was not impacted by leakage (short circuiting) around the points.

Ambient (Indoor) Air Sampling Results

Detected concentrations of VOCs and APH in ambient indoor air samples are summarized in Table 7. Indoor air samples were compared to Residential Target Indoor Air Concentrations (RES TACs) in Appendix G of the RSRs. The RES TACs are provided by the CTDEEP in the RSRs as maximum indoor air concentration benchmarks that can be used to develop site-specific volatilization criteria in a residential setting.

APH was detected in each indoor air sample collected ranging from 23 to 26 microgram per cubic meter ($\mu g/m^3$) well below the RES TAC of 130 $\mu g/m^3$. Benzene was not detected in any of the indoor air samples. Other chlorinated VOCs including acetone, chloromethane, and methylene chloride, were detected in air at concentrations well below established RES TACs.

Ethanol and isopropanol were detected in each indoor air sample; however, there are no RES TACs for these compounds. Ethanol and isopropanol are alcohol compounds that are found in fuels as well as cleaning products. As discussed above, ethanol is a gasoline fuel additive but is also commonly found in hand sanitizers and disinfectant wipes. Isopropanol is commercially available as rubbing alcohol.

To provide context, indoor air VOC results were compared to concentrations provided in the 2003 *New York State Department of Health-Study of VOCs in the Air of Fuel Oil Heated Home*s. Concentrations of acetone, chloromethane, ethanol and methylene chloride were

detected within indoor air at the Rectory and former St. Joseph School at levels below indoor air concentrations in upper 95th percentile of data for the NYSDOH's study, thus the VOC levels fall within the range indoor air concentrations in a residential setting in the NYSDOH study. No information was available for isopropanol concentrations within indoor air in the NYSDOH study.

Ambient (Outdoor) Air Sampling Results

Detected concentrations of VOCs and APH in outdoor air sample (OA-01) are summarized in Table 7. There is no RSR guidance for outdoor ambient air concentrations. Benzene was not detected in OA-01. Chlorinated VOCs (acetone and chloromethane) and alcohols (ethanol and isopropanol) were detected in outdoor air. APH was detected in OA-01 at 21 ug/m^3. As previously discussed above, chlorinated VOCs, alcohols, and APH compounds were also detected in each indoor air sample.

2.4 Hockanum River Background Sediment and Surface Water Results

2.4.1 Sediment

Five background sediment samples were collected from the Hockanum River including SED-101 through SED-105 as shown on Figure 6. PAHs, ETPH, metals were detected in each of the upstream sediment samples, SED-101 through SED-105 (Table 8). Total PAH concentrations increased from upstream sediment sample SED-104 to downstream sediment samples. Total PAH concentrations ranged from 11.02 mg/Kg in SED-104 collected beneath the Spring Street bridge to 28.28 mg/Kg in SED-101 collected to the south of the West Main Street bridge adjacent to the Site (Table 8, Figure 6).

Concentrations of ETPH ranged from 350 mg/Kg in SED-102 to 890 mg/Kg in SED-104. Total organic carbon ranged from not detected in coarse-grained sediment at SED-102 to as high as 7,400 mg/Kg in SED-101. Metals including, arsenic, barium, total chromium, copper, lead, nickel, vanadium and zinc, were detected in each of the sediment samples. Overall, the highest concentrations of metals were detected in SED-103 near the former Hockanum Mills property and SED-102.

To provide context, sediment concentrations were compared to published screening concentrations on National Oceanic And Atmospheric Administration (NOAA) Screening Quick Reference Tables (SQuiRTs) including threshold effects level (TELs), threshold effects concentrations (TECs), probable effects levels (PELs), and probable effects concentrations (PECs) provided on NOAA's website. These benchmark concentrations are provided on Table 8. TELs and TEC represent concentrations at the lower end of potential toxicity while PELs and PECs and indicate higher potential sediment toxicity. Concentrations of one or more of the following compounds were above NOAA Benchmarks for multiple PAHs and metals (lead and arsenic). Six individual PAH compounds including, benzo(a)anthracene, benzo(a)pyrene, chrysene, fluoranthene, phenanthrene, and pyrene exceeded the PEC in each of the upstream sediment sample locations. Total PAHs exceeded the PEC at SED-01. It is likely that these sediments will act as a continuing source for PAH and metals concentrations with sediment transport downstream toward the Site.

2.4.2 Surface Water

Two surface water samples, SW-100 and SW-101, were collected at the SED-101 location just south of the West Main Street Bridge and at the SED-104 location beneath the Spring Street bridge. PAHs and ETPH were not detected in SW-100 and SW-101 (Table 9). Total and dissolved barium were detected in SW-100 and SW-101 at concentrations between 51 µg/L and 58 µg/L. There are no established water quality standards for barium. No other metals were detected. Hardness was detected at 58 mg/L in both surface water samples.

Section 3
Quality Assurance/ Quality Control

Quality assurance/quality control (QA/QC) measures were implemented as part of the Phase III ESA including the collection of field QA/QC samples and laboratory sample analysis via RCP analytical methods. A summary of the Phase III ESA QA/QC measures are provided below. A full data quality assessment/ data usability evaluation will be completed as part of the Final Phase III ESA report.

Field QA/QC samples included the collection of blind duplicate samples for sample media including, soil, groundwater, soil vapor and indoor air and the submittal of trip blank samples for groundwater samples where VOC analysis was required. Blind duplicate sample results are provided next to the primary sample on Tables 3, 4, 6 and 7, respectively.

Phase III ESA samples were analyzed by Phoenix and Eurofins (TestAmerica) in accordance with applicable CTDEEP RCPs. Each laboratory analytical data package contains a Laboratory Analysis QA/QC Certification Form which indicates that the laboratory followed the specified QA/QC performance criteria. Phase III ESA analytical samples were submitted within laboratory-provided and preserved sample jars and were analyzed within analytical method within holding times except for two samples SB-79 (1 to 2 feet) and SB-80 (0 to 1 feet) that are discussed below. A chain-of-custody accompanied the samples from collection to the laboratory.

Each RCP analytical data package contains a summary of laboratory QA/QC within the back of each data analytical data package. Tighe & Bond completed a review of the analytical data based upon the CTDEEP's *Laboratory QA/QC Data Usability Assessment and Data Usability Evaluation Guidance Document*, revised December 2010.

Non-conformances in the laboratory analysis were primarily associated with non-target compounds that are not COCs at the Site. For instances where non-conformances were identified for Site-related COCs (i.e., ETPH, SVOCs/PAHs, and lead), some slight variability and biases were identified. A summary of all non-conformances is included as Table 10 in Appendix B. A description of Site-related COC non-conformances is provided below.

The following non-conformances were identified for Phase III soil samples:

- ETPH
    - ETPH was analyzed just out of the holding time for soil sample SB-79 (1 to 2 feet). A low bias is possible and ETPH was reported below the RES DEC. The soil sample was analyzed to confirm presence or absence of ETPH as such, the data is considered usable.
- VOCs
    - VOCs were analyzed out of hold time for soil sample SB-80 (0 to 1 feet). A low bias is possible. Only one VOC, methylene chloride, was detected in the sample. The intention of the sample was to confirm presence or absence of VOCs in the area of surficial soils to screen for a potential release in the Inner Substation Area, as such, the data is considered usable.

- PAHs
    - In laboratory report J221363, PAH compounds in sediment samples SED-101, SED-102, and SED-103, were diluted resulting in low surrogate recoveries. In these samples the concentrations of naphthalene, acenaphthene, and 2-methylnaptalene were approximated and flagged with estimated "J" qualifier. Several other PAHs within the samples were not impacted by variance, as such the approximated concentrations do not affect the data.
- Metals
    - In laboratory report J221363, the laboratory reporting limits for arsenic, beryllium, mercury, and thallium in surface water samples SW-100 and SW-101 exceed the Human Health Criteria. These compounds were not detected in groundwater in upgradient monitoring wells MW-11 and MW-12S or in MW-6S along the riverbank. Therefore, they are not considered COCs for surface water.

Primary/Duplicate Sample Relative Percent Difference (RPD)

Ethylbenzene and xylenes were detected outside the 50% RPD benchmark in the CTDEEP's DQA/DUE benchmark in MW-37S (26 to 29 feet)/DUP-6-24-20 and SB-73 (10 to 11.5 feet)/DUP-7-2-20 pairs. Benzene was detected in MW-37S (26 to 29 feet) but not the duplicate. This is likely explained by the elevated detection limit in DUP-6-24-20. The variability VOC analysis is likely related to the nature of the VOC collection technique as evidenced by the RDPs for ETPH and PAHs in the same samples ranged from 3% to 30%, which indicates that the sampling methods were representative. In SB-73 (10 to 11.5 feet)/DUP-7-2-20 pair, RPDs for PAHs ranged between 9% and 19% well below the 50% CTDEEP DQA/DUE benchmark. However, ETPH was detected at 87 mg/Kg in the duplicate but not in SB-73 (10 to 11.5 feet). This variance is not significant because the concentration is less than 2 times the reporting limit.

There were some variations in the RPD for groundwater. RPDs for MW-35S and its duplicate MW-DUP were below the CTDEEP DQA/DUE benchmark of 30% except for MA VPH (Aliphatic C9-C12) which has an RPD of 35%. This variation is not considered significant as the remainder of the RPDs for compounds tested were within the acceptable range.

A variance for the RPDs for MW-42M and its duplicate, GW-DUP-1, were below noted for ETPH and two PAHs (acenaphthene and anthracene). The variability is likely related to elevated turbidity observed during sampling. The RPDs for metals and VOCs ranged from 0% to 10%.

Trip Blanks

Trip blanks were included with groundwater samples collected for VOCs except for MW-35S during the December 19. 2019 sampling event. VOCs were not detected in trip blanks submitted with groundwater samples indicating that groundwater samples were not impacted during transit.

Based on the review of the non-conformances and the laboratory certification documentation, each lab report meets CTDEEP RCP except for the analysis of ETPH in SB-79 (1 to 2 feet) and VOCs in SB-80 (0 to 1 feet). As discussed above, these samples were collected for determining the presence or absence of a release in surficial soils.

The non-conformances identified do not adversely affect the usability of the laboratory data. In those areas where COCs were involved, the data quality is only slightly affected by these non-conformances and is sufficient to satisfy the data quality objectives (DQOs) for the Phase III ESA.

Section 4
Conceptual Site Model

A CSM is a representation of an environmental system at a site that is used as a tool to identify releases, migration pathways, potential receptors, and ultimately risk. The CSM is used to develop work plans and provide a framework to address issues that arise during the investigation of a site. The CSM is refined throughout the site characterization process as new data are acquired. The final CSM will fully define the environmental system at the site and validate the hypotheses regarding the environmental fate of released contaminants.

A final, validated CSM includes the following components:

- Description of the site and environmental setting;
- Identification of AOCs and associated COCs;
- Potential release mechanisms for COCs at each AOC;
- Evaluation of migration pathways and locations at which environmental media are most likely to have been impacted by a release;
- Identification of AOCs at which releases have occurred as well as AOCs at which no releases have occurred;
- Evaluation of the nature and three-dimensional extent of contaminants; and
- Data and rationale to support conclusion.

Table 1 provides a preliminary CSM summary that was developed for the Rockville Former MGP Site and has been updated based upon the findings of the 2020 Phase III ESA activities.

A full CSM will be provided as part of the Final Phase III ESA Report. Based upon Phase III ESA information and the CSM, additional investigations are needed to refine the nature and extent of impacts at the Site and assess off-Site groundwater impacts as discussed below in Section 6.

Section 5
Water Supply Well Receptor Survey

Tighe & Bond completed a Water Supply Well Receptor Survey during November 2017 in general accordance with CTDEEP's *Water Supply Well Receptor Survey Guidance Document* dated September 2009 (revised January 2015). The findings of the receptor survey were initially provided in the 2017 Annual Report. Updates to the well receptor study were made during subsequent Phase III ESA activities in 2018 and 2019 that were reported to CTDEEP in the VRP Annual Reports for the Site.

In 2019, the Connecticut Water Company did not have active service information for the residential property at 8 Charter Road in Rockville/Vernon, Connecticut located to the north of the Site. At the time, the residence appeared unoccupied. As a follow-up, Tighe & Bond contacted the Connecticut Water Company on December 14, 2020 to inquire if water supply service connection information was currently available for 8 Charter Road. Connecticut Water confirmed that 8 Charter Road had water service from them. Figure 12 provides a summary of the water supply well receptor findings.

Section 6
Phase III ESA Data Gaps

Tighe & Bond identified the following data gaps in the process of assessing on-Site and off-Site impacts during the completion of the Phase III ESA investigations in 2020. CTDEEP requires that data gaps be fully investigated as part of the CSM process prior to the remediation of a site.

- **Off-site Groundwater Delineation to the West of West Street**: Off-site delineation is needed to characterize the nature and extent the groundwater plume within the intermediate groundwater zone that exceeds the SWPC for ETPH and the GWPC for benzene and ETPH to the west/northwest of MW-42M. This work will require additional street access permits to be coordinated with the Town of Vernon and the CTDOT.

- **Off-site Groundwater Assessment St. Joseph's Church/ West Street ROW**: Groundwater sampling is scheduled for MW-14M, MW-40S MW-41S, MW-42S, MW-42M and MW-43 during the 1st Quarter 2021 to assess seasonal changes to COCs in groundwater downgradient of the Site.

- **On-site Groundwater Assessment Northwest and Western Portions of the Outer Substation**: Groundwater sampling is scheduled for MW-03DR in the 1st Quarter 2021 to assess seasonal changes to COCs in MW-03DR and MW-39S. Tar gauging will be completed in RW-03, MW-03DR and MW-37S to assess for the accumulation of tar in these wells that are located within the footprint of tar impacts in the northern portion of the Site.

- **Delineation of Soils Exceeding SEH Condition Notification Threshold Concentration**: Shallow hand auger soil borings are proposed to delineate benzo(a)pyrene concentrations exceeding SEH Condition Notification Threshold Concentration at SB-76 and SB-78 within the top 2 feet of surficial soils within the Inner Substation. The SEH delineation findings will be provided in a 2021 Significant Environmental Hazard Status Update Form for Soils scheduled for next year.

- **Phase III ESA Investigations within the Inner and Outer Substation Areas**: Supplemental Phase III ESA and pre-design investigations including supplemental soil and groundwater sampling are proposed within the Inner and Outer Substation Areas to refine the extent of impacts for the CSM and to support the development of the remedial action plan for the Site.

- **SLERA**: The SLERA for the Hockanum River at the Site is targeted for completion during the 1st Quarter 2021. Once finalized, the SLERA will be provided to CTDEEP's ecological staff for review. Eversource will request a meeting with CTDEEP's ecological group to discuss next steps based upon the SLERA and background sediment findings.

Section 7
VRP Schedule

Eversource submitted a VRP schedule, dated January 3, 2017, to CTDEEP in the 2016 CTDEEP VRP, Site Investigation and LEP Verification, Former Rockville Manufactured Gas Plant Site REM Id. No. 12390.

The following revised VRP schedule has been updated based upon the recently completed Phase III ESA at the Site. A summary of activities that were completed in 2020 and anticipated site investigation and remediation-related activities for 2021 and beyond are provided below.

Rockville Former MGP Site VRP Investigation and Remediation Schedule		
Task	**Completion Timeframe[1].**	**Notes**
Completed Schedule for 2020 Calendar Year		
On-Site Supplemental Phase III ESA Investigations	1st – 4th Quarters	On-Site investigations
Off-Site Supplemental Phase III ESA Investigations	1st – 4th Quarters	Phase III ESA for off-Site groundwater impacts at St. Joseph's Church/West Street ROWs
Evaluation of Remedial Alternatives and Costs	3rd Quarter	Evaluate remedial alternatives under the current RSRs framework
SLERA	4th Quarter	Draft SLERA has been prepared and is targeted for submittal to CTDEEP in the 1st Quarter 2021.
Proposed Schedule for 2021 Calendar Year		
SLERA Report	1st Quarter	Meet with CTDEEP Ecological Staff to discuss findings and background sediment data
Phase III ESA Report	2nd Quarter	Pending the completion and approval of SLERA and CTDEEP input
Evaluation of Remedial Alternatives and Costs	2nd Quarter	Re-evaluate remedial alternatives following the collection of Phase III ESA data and Wave 2 RSRs (if promulgated)

Proposed Schedule for 2021 Calendar Year		
Remedial Action Plan	2nd Quarter	Prepare once ecological assessment for Hockanum River is finalized
Institutional Controls including application to CTDEEP for approval, ELURs and subordination agreements	3rd and 4th Quarters	Evaluate Environmental Land Use Restrictions, Engineered Controls, and use of Alternative Criteria
Bid Documents and Bidding	3rd to 4th Quarters	In accordance with Eversource procedures
Proposed Schedule for 2022 Calendar Year and Beyond		
Public Notice	1st Quarter	30-day notice required
Remedial Action	3rd to 4th Quarters	Assumes 6-month (Construction) timeframe
LEP Verification	3rd to 4th Quarters	Prescribed VRP Verification Form and Report
Groundwater Monitoring	To be determined	
Meetings and Reports		
CTDEEP Annual Reports	2021, 2022, 2023	Meetings with CTDEEP as needed for approvals

1. Timeframes to complete the above tasks are best estimates based upon current information and are contingent upon the Phase III CSM approach which is an iterative process. If additional data gaps for the CSM are identified and/or delays are encountered, the estimated timelines will be updated in future annual reports that will be provided to CTDEEP.

This VRP schedule will be revised annually as new data are acquired through the site investigation and remedial planning process.

Tighe & Bond will work with Eversource in 2021 to further assess data gaps identified during the Phase III ESA with the goal of finalizing the CSM for the Site.

Tighe&Bond

APPENDIX A

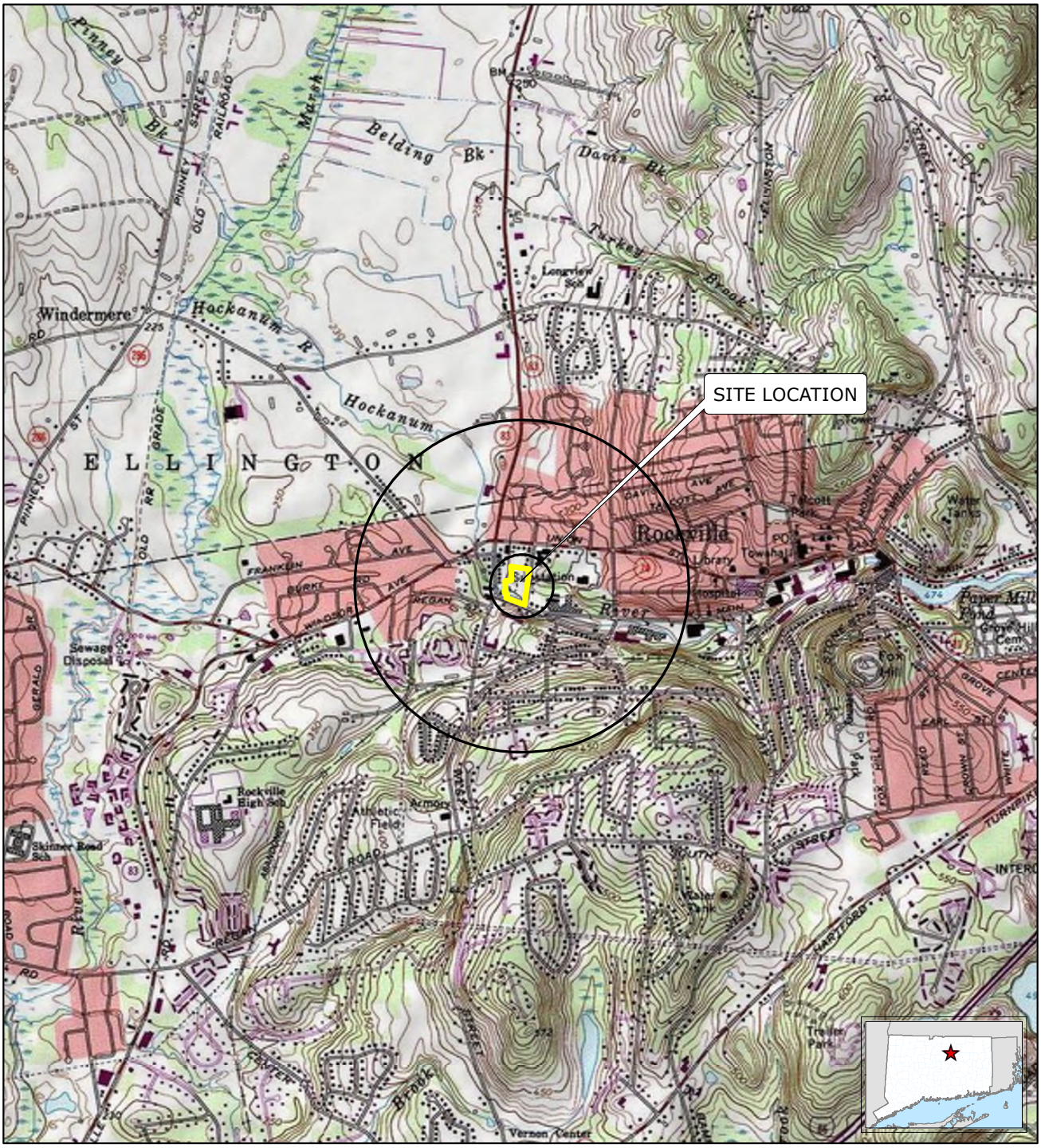
SITE LOCATION
ELLINGTON
Windermere
Hockanum R
Hockanum
Belding Bk
Davis Bk
Turkey Brook
Rockville
Sewage Disposal
Rockville High Sch
Skinner Road Sch
Athletic Field
Armory
Vernon Center
Trailer Park
Pinney St
Old Pinney St
Railroad
Marsh
Longview Sch
Talcott Park
Water Tanks
Library
Town Hall
Hospital
Fox Hill
Pepper Mill Pond
Grove Hill Cemetery
Franklin Ave
Burke Ave
Regan Rd
Windsor Rd
Grove St
Carl St
Hartford Turnpike
Interstate
Legend
Site Boundary
Tighe&Bond
Engineers | Environmental Specialists
Based on USGS Topographic Map for Rockville, CT Revised 1984.
Contour Interval Equals 10 Feet.
Circles indicate 500-foot and half-mile radii
1:24,000
0 1,000 2,000
Feet
N
FIGURE 1
SITE LOCATION MAP
The Connecticut Light and Power Co.
dba Eversource Energy (Eversource)
Rockville Former MGP Site
Rockville, Vernon, Connecticut
December 2020
G:\GIS\CT\EversourceEnergy\E0755\E0755_44_RockvilleMGP\MXD\85x11_SiteLocation.mxd
N-0915



FIGURE 2:
CURRENT SITE CONDITIONS AND HISTORIC STRUCTURES

LEGEND

- Stream
- Fence Line
- Historic Structure
- Sanitary Sewer Manhole
- Sanitary Sewer
- Site Boundary
- Approximate Parcel Boundary

LOCUS MAP



0 20 40 Feet

1 inch = 40 feet

REFERENCES

1. Based on 2012 Statewide Leaf-Off Orthophotography, Courtesy of University of Connecticut.
2. Figure 2 Site Diagram of Rockville MGP Site Showing Test Boring Locations, Topography and Piezometer Locations in the Hockanum River. Prepared by Northeast Utilities Service Company April 24, 1991.
3. Town of Vernon GIS: http://gis.vernon-ct.gov/newviewer/index.html
4. Sanborn Fire Insurance (Sanborn Maps) 1885 to 1961

The Connecticut Light and Power Co. dba Eversource Energy (Eversource)
Rockville Former MGP Site
Rockville, Vernon, Connecticut
December 2020

Tighe&Bond
Engineers | Environmental Specialists

G:\GIS\CT\EversourceEnergy\E0755\E0755_44_RockvilleMGP\MXD\SiteFeatures_11x17.mxd

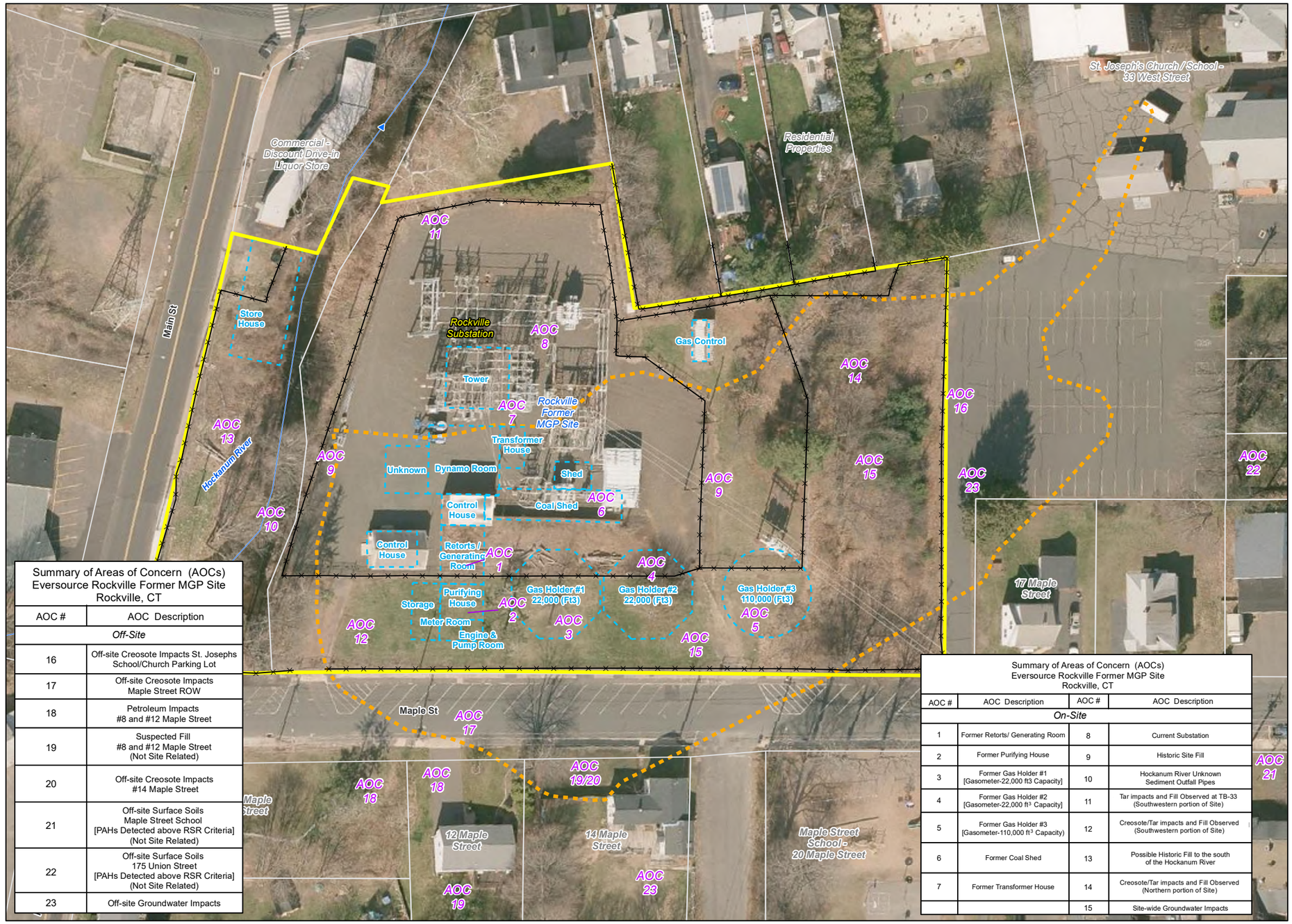

FIGURE 3: AREAS OF CONCERN (AOCs)

LEGEND

- Fence Line
- Historic Structure
- Site Boundary
- Approximate Lateral Extent of Creosote/Tar Impacts
- Approximate Parcel Boundary
- AOC 17 — Area of Concern

LOCUS MAP



0 30 60
Feet
1 inch = 60 feet

NOTES

1. Based on 2016 Statewide Leaf-Off Orthophotography, Courtesy of University of Connecticut.
2. Figure 1 Surficial Soil, River Sediment and Test Boring Locations Performed During 1992, 1993 and 1994 at the Rockville Substation, Vernon, Connecticut Prepared by Northeast Utilities Service Co. dated 1/25/95.
3. Town of Vernon GIS: http://gis.vernon-ct.gov/newviewer/index.html
4. Phase I Environmental Site Assessment, Eversource Former Rockville MGP Site,13 Maple Street/ West Main Street, Rockville, Vernon, CT dated March 2017 prepared by Tighe & Bond.

The Connecticut Light and Power Co. dba Eversource Energy (Eversource)
Rockville Former MGP Site
Rockville, Vernon, Connecticut

December 2020

Tighe&Bond
Engineers | Environmental Specialists

Summary of Areas of Concern (AOCs)
Eversource Rockville Former MGP Site
Rockville, CT

AOC #	AOC Description
Off-Site	
16	Off-site Creosote Impacts St. Josephs School/Church Parking Lot
17	Off-site Creosote Impacts Maple Street ROW
18	Petroleum Impacts #8 and #12 Maple Street
19	Suspected Fill #8 and #12 Maple Street (Not Site Related)
20	Off-site Creosote Impacts #14 Maple Street
21	Off-site Surface Soils Maple Street School [PAHs Detected above RSR Criteria] (Not Site Related)
22	Off-site Surface Soils 175 Union Street [PAHs Detected above RSR Criteria] (Not Site Related)
23	Off-site Groundwater Impacts

Summary of Areas of Concern (AOCs)
Eversource Rockville Former MGP Site
Rockville, CT

AOC #	AOC Description	AOC #	AOC Description
On-Site			
1	Former Retorts/ Generating Room	8	Current Substation
2	Former Purifying House	9	Historic Site Fill
3	Former Gas Holder #1 [Gasometer-22,000 ft3 Capacity]	10	Hockanum River Unknown Sediment Outfall Pipes
4	Former Gas Holder #2 [Gasometer-22,000 ft^3 Capacity]	11	Tar impacts and Fill Observed at TB-33 (Southwestern portion of Site)
5	Former Gas Holder #3 [Gasometer-110,000 ft^3 Capacity)	12	Creosote/Tar impacts and Fill Observed (Southwestern portion of Site)
6	Former Coal Shed	13	Possible Historic Fill to the south of the Hockanum River
7	Former Transformer House	14	Creosote/Tar impacts and Fill Observed (Northern portion of Site)
		15	Site-wide Groundwater Impacts

G:\GIS\CT\EversourceEnergy\E0755\E0755_44_RockvilleMGP\MXD\11x17_Ortho_AOC.mxd

E-0755

Sample ID	Benzo(a)pyrene SEH Condition Notification Threshold Concentration (mg/kg)	Concentration (mg/kg)
Outer Substation Area		
HA-18 (0-2')	30	86
Inner Substation Area		
HA-01A (1-1.5')	30	53
HA-02 (1.5-2')	30	33
HA-03 (0.5-1')	30	32
SS-102 (0-0.5')	30	45
SB-78 (0-1')	30	190
SB-76 (0-2')	30	42

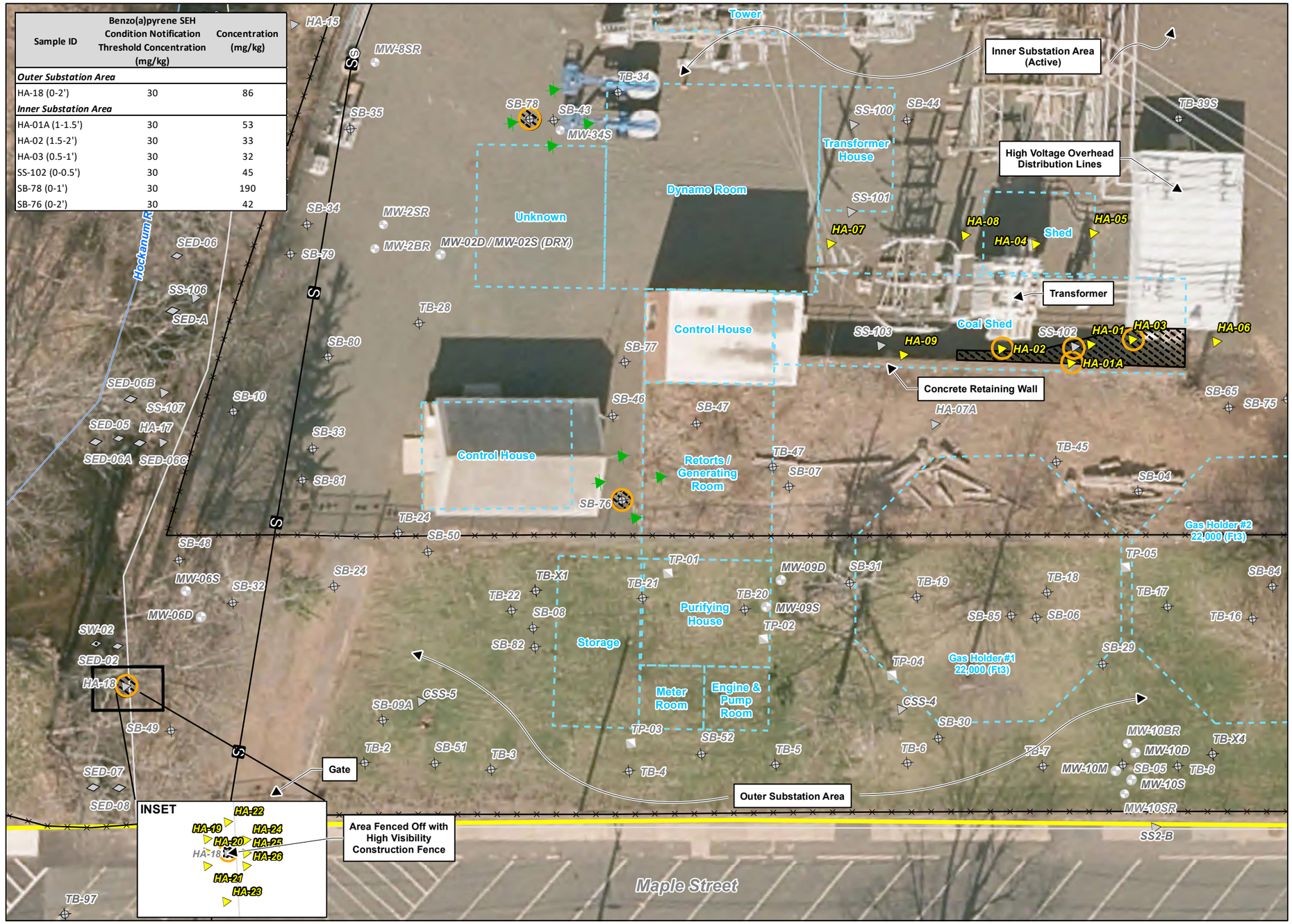

FIGURE 4
SIGNIFICANT ENVIRONMENTAL HAZARD (SEH) INVESTIGATION SAMPLE LOCATIONS

Site Investigations
- Sediment Sample
- Surface Water Sample
- Monitoring Well
- Soil Boring
- Subsurface Soil
- Test Pit Location

Significant Environmental Hazard Sample Locations
- Hand Auger Location
- Proposed Hand Auger Location
- Benzo(a)pyrene detected above SEH Condition Notification Threshold Concentration
- Sanitary Sewer Manhole
- Sanitary Sewer Line
- Stream Flow
- Fence Line
- Historic Structure
- Site Boundary
- Approximate Pacel Boundary
- Concentrations of Benzo(a)pyrene above SEH Condition Notification Threshold Concentration

0 10 20
Feet
1:240

NOTES
1. Based on 2016 Statewide Orthophotography, Courtesty of CTECO.
2. Only concentrations above the SEH threshold are shown.
3. Inset scale; 1 inch = 10 feet

The Connecticut Light and Power Co. dba Eversource Energy (Eversource)
Rockville Former MGP Site
Rockville, Vernon, Connecticut
December 2020

Tighe&Bond
Engineers | Environmental Specialists

G:\GIS\CT\EversourceEnergy\E0755\E0755_44_RockvilleMGP\MXD\NEW\Figure4_SEH_SampleLocations_2020.mxd [Exported By: BCaswell, 12/30/2020, 12:23:58 PM]

E-0755

FIGURE 5: SAMPLE LOCATION SUMMARY

LEGEND

Previous Site Investigations

- Sediment Sample
- Surface Water Sample
- Monitoring Well
- Soil Boring
- Subsurface Soil
- Vapor Well
- Test Pit Location

2020 Phase III Sample Locations

- Soil Boring Location
- Overburden Monitoring Well ("S", "D") and Bedrock Monitoring Well ("BR")
- Indoor Air Sample Location
- Sub-slab Air Sample Location
- Outdoor Ambient Air Sample Location
- Sediment Sample Location
- Surface Water Sample Location

Significant Environmental Hazard Sample Locations

- Hand Auger Location
- DNAPL (Tar) - Staining / Globules Observed During the Gauging and Development Activities
- Petroleum Impacts (Staining or Odor) in Soils
- Visual Creosote/Coal Tar in Soils
- Creosote/Coal Tar Odor in Soils
- No Visual Impact in Soils to Completion Depth
- RSR Exceedance
- Stream Flow
- Fence Line
- Historic Structure
- Approximate Lateral Extent of Creosote/Coal Tar Impacts
- Site Boundary
- Approximate Parcel Boundary
- Sanitary Sewer Line
- Sanitary Sewer Manhole

LOCUS MAP



0 40 80 Feet

1 inch = 40 feet

REFERENCES

1. Based on 2016 Statewide Leaf-Off Orthophotography, Courtesy of University of Connecticut.
2. Figure 2 Site Diagram of Rockville MGP Site Showing Test Boring Locations, Topography and Piezometer Locations in the Hockanum River. Prepared by Northeast Utilities Service Company April 24, 1991.
3. Town of Vernon GIS: http://gis.vernon-ct.gov/newviewer/index.html
4. Surveys Conducted by Kratzert, Jones & Associates in 2016 through 2020.
5. Sanborn Fire Insurance (Sanborn Maps) 1885 to 1961

NOTES

1. See Table 1: Area of Concern (AOC) and Conceptual Site Model Summary Table for AOC descriptions.
2. R = Monitoring Well Re-Install
3. "S" wells are screened in overburden at the water table.
"D" wells are screened in overburden at the bedrock interface.
"BR" wells are proposed to be installed within the bedrock.

The Connecticut Light and Power Co. dba Eversource Energy (Eversource)
Rockville Former MGP Site
Rockville, Vernon, Connecticut

December 2020

Tighe&Bond
Engineers | Environmental Specialists

Inset

Additional Background Hockanum River Sediment and Surface Water Samples are provided on Figure 6

G:\GIS\CT\EversourceEnergy\E0755\E0755_44_RockvilleMGP\MXD\NEW\Figure5_SampleLocationSummary_2020.mxd

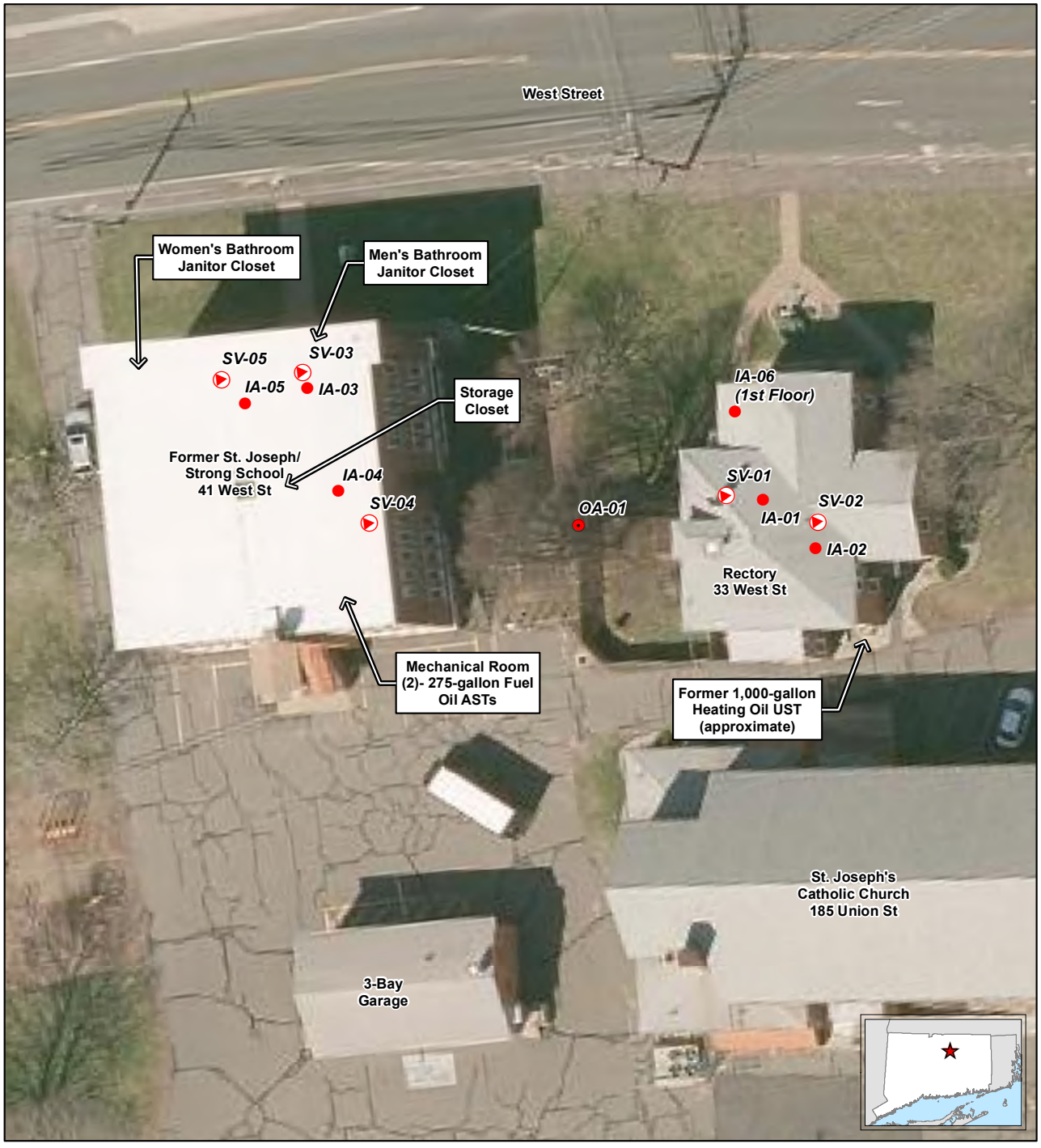

LEGEND

- Soil Vapor Location (SV-01 through SV-06)
- Indoor Air Location (IA-01 through IA-06)
- Outdoor Air Location (OA-01)

Note:
1. Locations are approximate.

1 inch equals 30 feet

0 15 30

Feet

Tighe&Bond

Based on 2016 Statewide Leaf-Off Orthophotography, Courtesy of CTECO.

FIGURE 6
OFF-SITE SOIL VAPOR AND AMBIENT AIR SAMPLING LOCATIONS
St. Joseph Church Property
33 and 41 West Street
The Connecticut Light & Power Co.
dba Eversource Energy (Eversource)
Rockville Former MGP Site
Rockville, Vernon, Connecticut
December 2020

G:\GIS\CT\EversourceEnergy\E0755\E0755_44_RockvilleMGP\MXD\NEW\2020 Proposal\Figure2_StJosephOffsiteSoilVaporandAmbientAir.mxd [Exported By: BCaswell, 12/30/2020, 12:59:41 PM]

E-0755

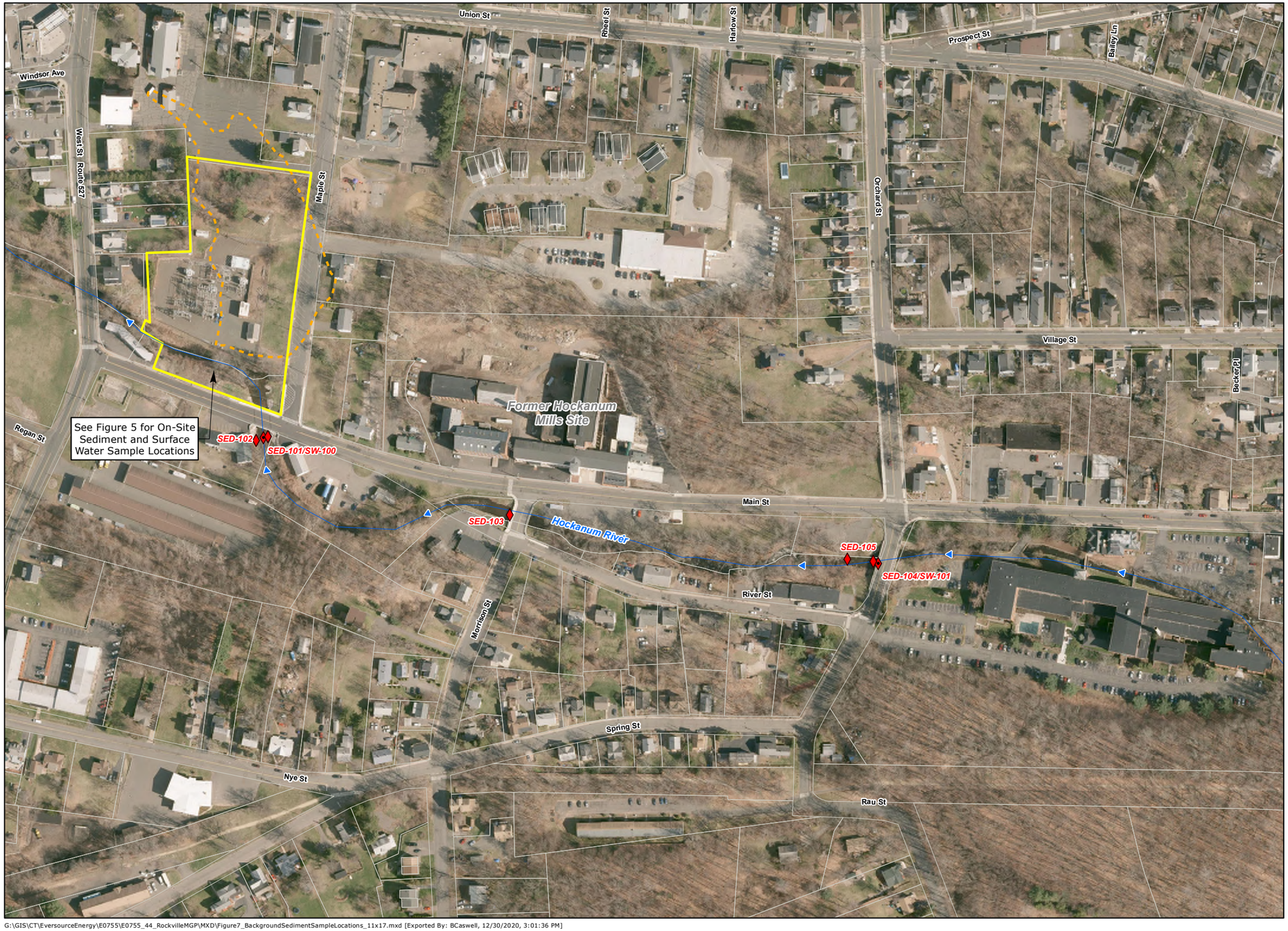

FIGURE 7: BACKGROUND SEDIMENT AND SURFACE WATER SAMPLE LOCATIONS

LEGEND

- Sediment Sample Location
- Surface Water Sample Location
- Stream
- Site Boundary
- Approximate Lateral Extent of Creosote/Coal Tar Impacts
- Town Boundary
- Approximate Parcel Boundary

LOCUS MAP



N

0 100 200
Feet
1:2,400

NOTES

1. Based on 2016 Statewide Orthophotography, Courtesy of CTECO.
2. GIS Parcels: Town of Vernon and Town of Ellington Tax assessor property information
3. Background surface water and sediment sampling locations are approximate.

The Connecticut Light and Power Co. dba Eversource Energy (Eversource), Rockville Former MGP Site Rockville, Vernon, CT

December 2020

Tighe&Bond
Engineers | Environmental Specialists

G:\GIS\CT\EversourceEnergy\E0755\E0755_44_RockvilleMGP\MXD\Figure7_BackgroundSedimentSampleLocations_11x17.mxd [Exported By: BCaswell, 12/30/2020, 3:01:36 PM]

E-0755

MW-39S		
Parameter	**Concentration (ug/L)**	**Exceedance**
3/18/2020		
ETPH	350	SWPC, RES & IC VC
Acenaphthylene	4.3	SWPC
6/9/2020		
Acenaphthylene	4.2	SWPC
9/22/2020		
Acenaphthylene	3	SWPC
12/3/2020		
Acenaphthylene	3.1	SWPC

MW-36S		
Parameter	**Concentration (ug/L)**	**Exceedance**
12/19/2019, 3/18/2020		
No Exceedances		

MW-4SR		
Parameter	**Concentration (ug/L)**	**Exceedance**
12/19/2019, 3/18/2020		
No Exceedances		

MW-36S		
Parameter	**Concentration (ug/L)**	**Exceedance**
12/19/2019, 3/18/2020, 6/30/2020		
No Exceedances		
9/22/2020		
Benzo(a)anthracene	0.32	SWPC

MW-35S		
Parameter	**Concentration (ug/L)**	**Exceedance**
12/19/2019		
ETPH	1,200	SWPC, RES & IC VC
Aliphatic C9-C12	740	RES & IC VC
Aromatic C9-C10	400	SWPC
Acenaphthylene	4.2	SWPC
Benzo(a)anthracene	1.1	SWPC
Benzo(a)pyrene	0.45	SWPC
Benzo(k)fluoranthene	0.36	SWPC
Chrysene	0.8	SWPC
Napthalene	370	SWPC
Phenanthrene	59	SWPC
3/18/2020		
ETPH	1,500	SWPC, RES & IC VC
Aromatic C11-C22	110	SWPC
Aliphatic C5-C8	200	RES VC
Aliphatic C9-C12	570	RES & IC VC
Aromatic C9-C10	310	SWPC
Acenaphthylene	3.80	SWPC
Benzo(a)anthracene	0.88	SWPC
Benzo(a)pyrene	0.34	SWPC
Chrysene	0.61	SWPC
Phenanthrene	68	SWPC

MW-33S		
Parameter	**Concentration (ug/L)**	**Exceedance**
12/19/2020		
No Exceedances		
3/18/2020		
ETPH	310	SWPC, RES & IC VC
Acenaphthylene	1.1	SWPC

MW-6S		
Parameter	**Concentration (ug/L)**	**Exceedance**
3/18/2020, 5/28/2020, 9/22/2020, 12/3/2020		
No Exceedances		

MW-09S		
Parameter	**Concentration (ug/L)**	**Exceedance**
3/18/2020		
ETPH	4,700	SWPC, RES & IC VC
Acenaphthene	210	SWPC
Acenaphthylene	2.5	SWPC
Methylnaphthalene, 2-	220	SWPC
Naphthalene	2,800	SWPC
Phenanthrene	55	SWPC
6/9/2020		
Acenaphthene	200	SWPC
Acenaphthylene	2.30	SWPC
Benzo(a)anthracene	0.34	SWPC
Methylnaphthalene, 2-	250	SWPC
Naphthalene	2000	SWPC
Phenanthrene	62	SWPC

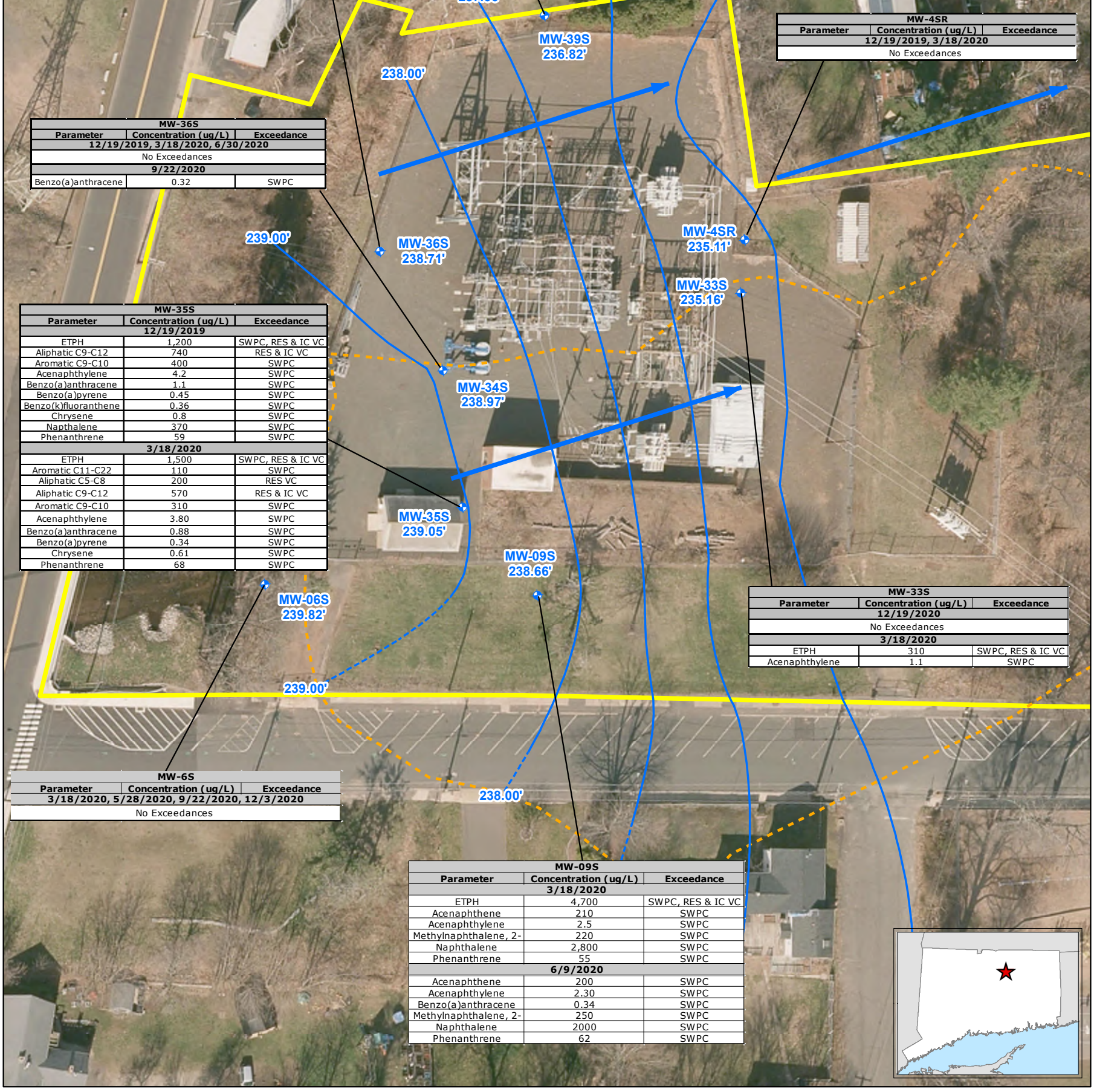

LEGEND

- Monitoring Well Gauged and Sampled in 2020
- Inferred Groundwater Flow Direction
- Groundwater Elevation Contour (0.25')
- 233.00' Groundwater Elevation (NAVD feet)
- Approximate Lateral Extent of Creosote/Coal Tar Impacts
- Site Boundary
- Approximate Parcel Boundary

Tighe&Bond
Engineers | Environmental Specialists

1. Based on 2016 Statewide Orthophotography, Courtesy of CTECO.
2. Monitoring wells in Walgreens parking lot may have been decommissioned.
3. Monitoring wells were gauged on December 9, 2020.

1 inch equals 50 feet
0 20 40
Feet

FIGURE 8
ON-SITE SHALLOW GROUNDWATER ZONE CONTOURS AND ANALYTICAL EXCEEDANCE SUMMARY
The Connecticut Light & Power Co. dba Eversource Energy (Eversource)
Rockville Former MGP Site
Rockville, Vernon, Connecticut
December 2020

G:\GIS\CT\EversourceEnergy\E0755\E0755_44_RockvilleMGP\MXD\Figure8_OnSiteShallowWTEC.mxd [Exported By: BCaswell, 12/30/2020, 12:44:14 PM]

E-0755-044

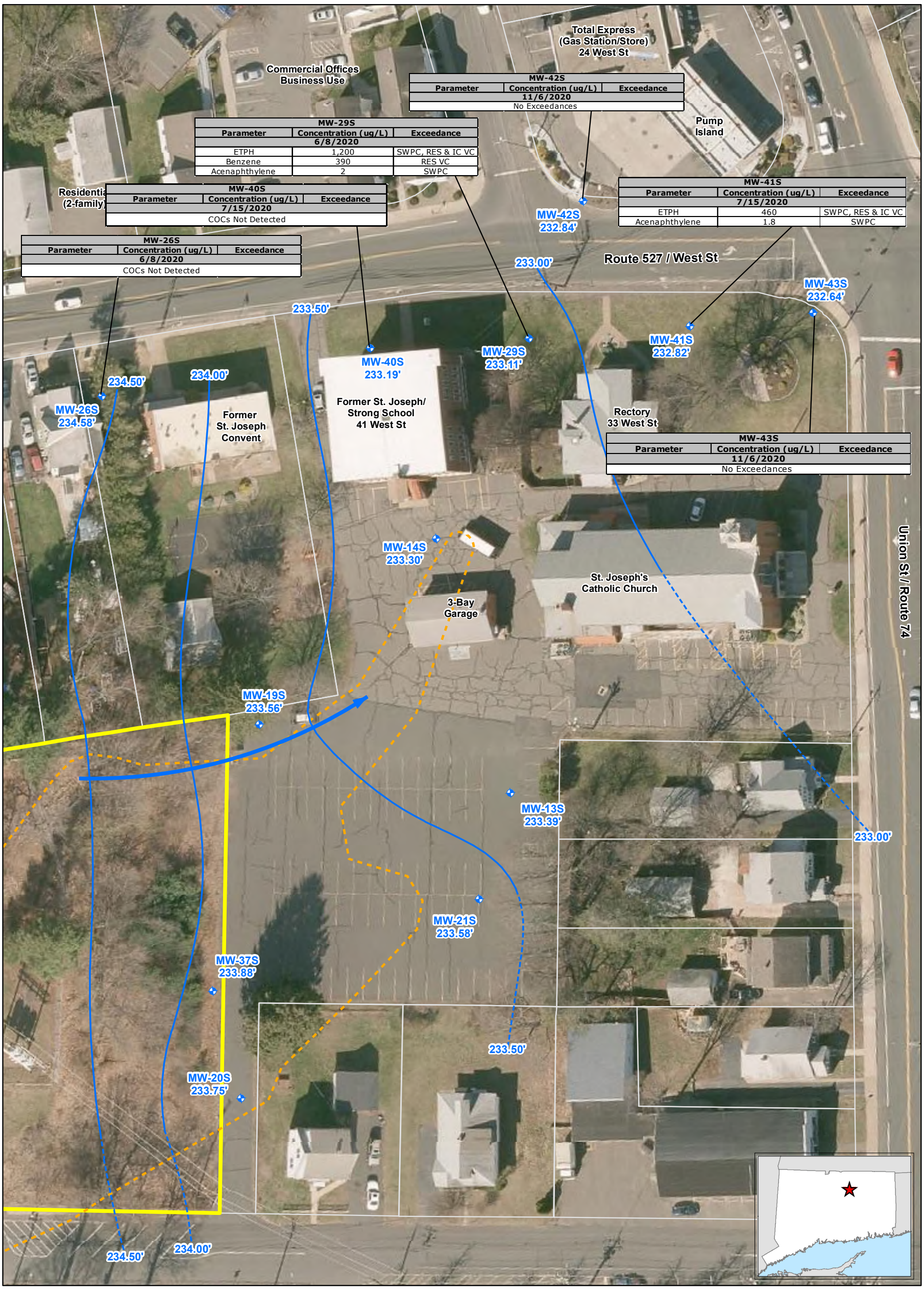

MW-42S

Parameter	Concentration (ug/L)	Exceedance
11/6/2020		
No Exceedances		

MW-29S

Parameter	Concentration (ug/L)	Exceedance
6/8/2020		
ETPH	1,200	SWPC, RES & IC VC
Benzene	390	RES VC
Acenaphthylene	2	SWPC

MW-40S

Parameter	Concentration (ug/L)	Exceedance
7/15/2020		
COCs Not Detected		

MW-41S

Parameter	Concentration (ug/L)	Exceedance
7/15/2020		
ETPH	460	SWPC, RES & IC VC
Acenaphthylene	1.8	SWPC

MW-26S

Parameter	Concentration (ug/L)	Exceedance
6/8/2020		
COCs Not Detected		

MW-43S

Parameter	Concentration (ug/L)	Exceedance
11/6/2020		
No Exceedances		

LEGEND

- Monitoring Well Gauged and Sampled in 2020
- Inferred Groundwater Flow Direction
- Groundwater Elevation Contour (0.50')
- 233.00' Groundwater Elevation (NAVD feet)
- Approximate Lateral Extent of Creosote/Coal Tar Impacts
- Site Boundary
- Approximate Parcel Boundary

Tighe&Bond
Engineers | Environmental Specialists

1. Based on 2016 Statewide Orthophotography, Courtesy of CTECO.
2. Monitoring wells in Walgreens parking lot may have been decommissioned.
3. Monitoring wells were gauged on December 9, 2020.

1 inch equals 50 feet
0 25 50
Feet

FIGURE 9
OFF-SITE SHALLOW GROUNDWATER ZONE CONTOURS AND ANALYTICAL EXCEEDANCE SUMMARY
The Connecticut Light & Power Co. dba
Eversource Energy (Eversource)
Rockville Former MGP Site
Rockville, Vernon, Connecticut
December 2020

G:\GIS\CT\EversourceEnergy\E0755\E0755_44_RockvilleMGP\MXD\Figure9_ShallowWTEC.mxd [Exported By: BCaswell, 12/30/2020, 12:39:57 PM]

E-0755-044



LEGEND

- Monitoring Well Gauged and Sampled in 2020
- Inferred Groundwater Flow Direction
- Groundwater Elevation Contour (0.25')
- 233.00' Groundwater Elevation (NAVD feet)
- Approximate Lateral Extent of Creosote/Coal Tar Impacts
- Site Boundary
- Approximate Parcel Boundary

Tighe&Bond
Engineers | Environmental Specialists

1. Based on 2016 Statewide Orthophotography, Courtesy of CTECO.
2. Monitoring wells in Walgreens parking lot may have been decommissioned.
3. Monitoring wells were gauged on December 9, 2020.

1 inch equals 40 feet
0 20 40
Feet

FIGURE 10
OFF-SITE INTERMEDIATE GROUNDWATER ZONE CONTOURS AND ANALYTICAL EXCEEDANCE SUMMARY
The Connecticut Light & Power Co. dba
Eversource Energy (Eversource)
Rockville Former MGP Site
Rockville, Vernon, Connecticut
December 2020

G:\GIS\CT\EversourceEnergy\E075S\E075S_44_RockvilleMGP\MXD\Figure10_IntermediateWTEC.mxd [Exported By: BCaswell, 12/30/2020, 12:41:42 PM]

E-075S-044

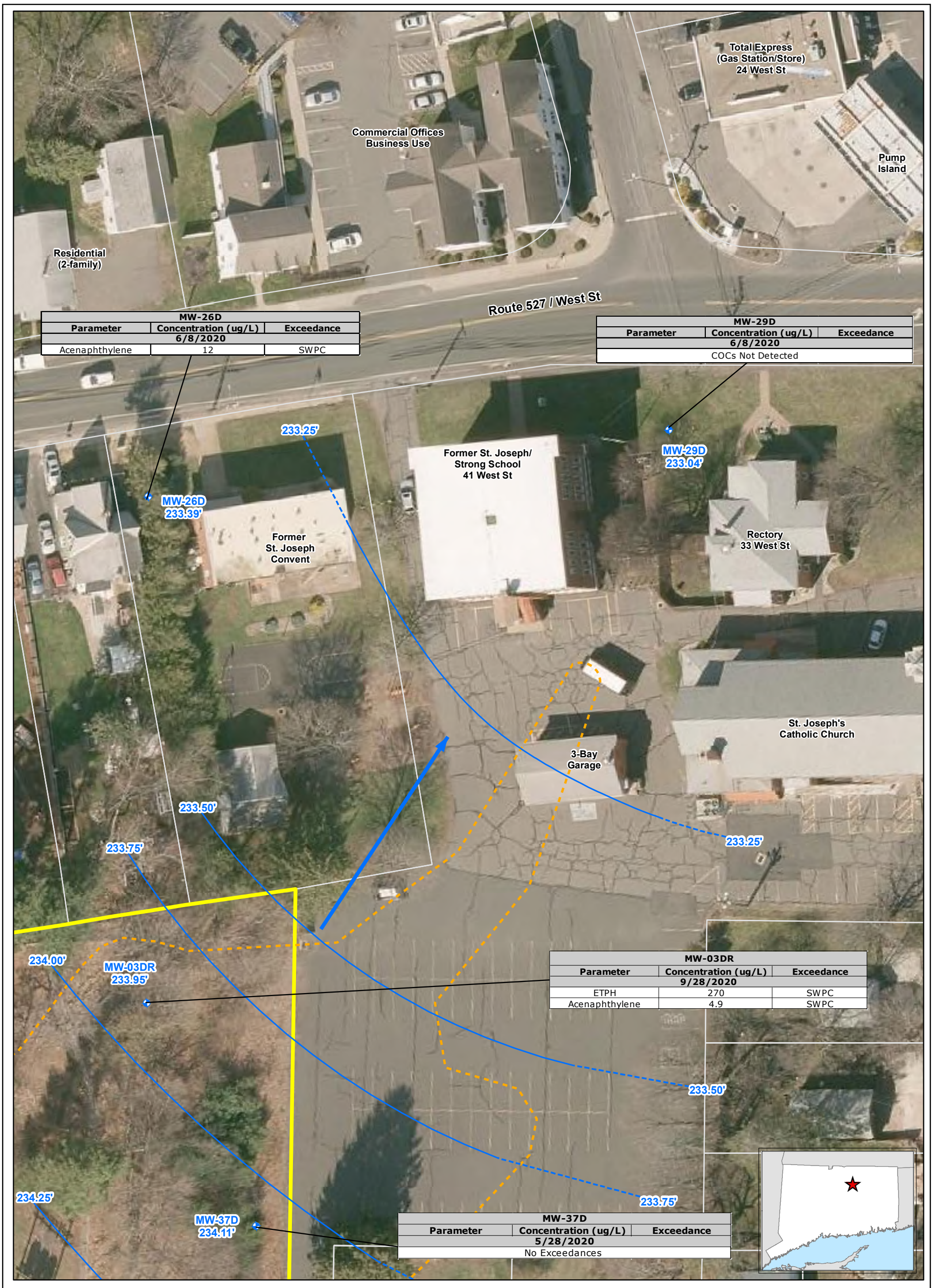

LEGEND

- Monitoring Well Gauged and Sampled in 2020
- Inferred Groundwater Flow Direction
- Groundwater Elevation Contour (0.25')
- 233.00' Groundwater Elevation (NAVD feet)
- Approximate Lateral Extent of Creosote/Coal Tar Impacts
- Site Boundary
- Approximate Parcel Boundary

Tighe&Bond
Engineers | Environmental Specialists

1. Based on 2016 Statewide Orthophotography, Courtesy of CTECO.
2. Monitoring wells in Walgreens parking lot may have been decommissioned.
3. Monitoring wells were gauged on December 9, 2020.

1 inch equals 40 feet
0 20 40
Feet

FIGURE 11
OFF-SITE DEEP GROUNDWATER ZONE CONTOURS AND ANALYTICAL EXCEEDANCE SUMMARY
The Connecticut Light & Power Co. dba
Eversource Energy (Eversource)
Rockville Former MGP Site
Rockville, Vernon, Connecticut
December 2020

G:\GIS\CT\EversourceEnergy\E0755\E0755_44_RockvilleMGP\MXD\Figure11_DeepWTEC.mxd [Exported By: BCaswell, 12/30/2020, 12:46:24 PM]

E-0755-044

February 1996 Well Completion Reports for a 6" Recovey Well and 2" Montoring Wells

March 1971 Well Permit and Well Completion Report Not in Service Property Connected to Public Water System

Ellington
Vernon
West Rd
Hughes Cir
Lewis Cir
Charter Rd
Ertel Dr
Davis Ave
Davis Avenue Ext
CHARTER RD 08
Grant St
Talcott Ave
Rheel St
Harlow St
UNION ST 180
Windermere Ave
Union St
Franklin St
UNION ST
Prospect St
WINDSOR AVE 013
Maple St
Orchard St
WEST ST 066
Regan St
Village St
WEST ST 067
Regan Ct
Route 527
West St
Main St
WEST MAIN ST
MORRISON ST 08
RIVER ST 33
River St
Parkwest Dr
Nye St
NYE ST 15
Rau St
Morrison St
Spring St
Grand Ave
Northview Dr
Trumbull St
Dailey Cir
Highland Ave

LEGEND

- Site Boundary
- Approximate Lateral Extent of Creosote/Coal Tar Impacts
- Approximate Parcel Boundary
- Town Boundary
- Parcel with No Current Water Service with Connecticut Water (Undeveloped)
- Parcel with No Current Water Service with Connecticut Water (Developed)
- 500' Buffer
- 1000' Buffer

1:3,600
0 150 300
Feet

Tighe&Bond
Engineers | Environmental Specialists

1. Based on 2016 Statewide Orthophotography, Courtesy of CTECO.
2. Unshaded parcels within buffer zones are supplied with water by the Connecticut Water Company.
3. Connecticut Water Company Service connection records searched 5/22/19
4. Water Well Completion Reports for the Town of Vernon from 1977 through 2016 available from Department of Consumer Protection (DCP)
5. GIS Parcels: Town of Vernon and Town of Ellington Tax assessor property information

FIGURE 12
WATER SUPPLY WELL RECEPTOR SURVEY SUMMARY

Rockville Former MGP Site
Vernon & Ellington,
Connecticut

December 2020

G:\GIS\CT\EversourceEnergy\E0755\E0755_44_RockvilleMGP\MXD\WellRadiusSearch_11x17.mxd

E-0755

Tighe&Bond

APPENDIX B

Tighe&Bond

TABLE 1
Areas Of Concern (AOCs)/ Site Conceptual (CSM) Summary
Rockville Former MGP Site
13 Maple Street and Off-site Areas of Investigation
Rockville, Vernon, CT

AOC #	AOC Description	COCs	Possible Release Mechanisms and Migration Pathways	Potentially Affected Media	Previous Investigation Soil Locations	Phase III Soil Locations	Previous Investigation Groundwater Locations	Phase III Investigation Groundwater Locations	Previous COCs in Soil	Phase III COCs in Soil	Previous COCs in Groundwater	Phase III COCs in Groundwater	COCs in Surface Water	Investigation Status	Remediation Status
	Rockville Former MGP Site (On-Site)														
1	Former Retorts/ Generating Room	VOCs (BTEX), SVOCs, Metals, Total Cyanide, ETPH	Coal and oil used to generate manufactured gas. By-products generated could include tar residues, coal ash, coke, complexed cyanide compounds during the production of gas. Materials could have been used as fill in the building foundation.	Surface soils Subsurface soils Groundwater	TB-34 TB-47	SB-07 SB-43 SB-44 SB-46 SB-47 SB-48 MW-35S SB-76 SB-77	MW-9S/ MW-9D	MW-9S/MW-9D MW-35S	Subsurface Soil samples from MW-09 contained VOC (ethylbenzene), SVOCs above GB PMC, metals detected. Pesticides detected (GB PMC exempt) Fill observed (ash, brick) and tar sheen and odors on auger cuttings.	ETPH above RES and I/C DEC and GB PMC in SB-07, SB-47, and MW-35S ETPH above RES DEC in SB-43 and SB-46 PAHs above RES and I/C DEC and GB PMC in SB-07, SB-43, SB-46, SB-47, MW-35S, SB-77 and SB-78. Benzo(a) pyrene above SEH Condition Threshold Concentration in SB-76. Fill observed (ash, brick, coal) in SB-07 Staining with petroleum odors (10-11.5 ft.) Tar impacts in SB-07: 16 to 25ft, 33-33.5ft., 39-40 ft. Tar impacts in SB-43 and SB-47 at 11-15ft. Tar impacts in SB-44 at 12-15ft and 24.5-26ft. Tar impacts in SB-46 10-37ft. Tar impacts MW-35S 8-20 ft. Petroleum odors in SB-77 4-6 ft. Fill observed in SB-76 0-4 ft. Fill observed in SB-77 0-2 ft.	MW-9S: VOCs (xylenes), PAHs, metals, cyanide above SWPC MW-9D: PAHs and metals above SWPC	**Shallow:** MW-9S: ETPH, VOCs (1,2,4-trimethylbenzene and naphthalene), PAHs, cyanide above SWPC. ETPH detected above Res VC and I/C VC. MW-35S: ETPH , MA VPH, MA EPH and PAHs above SWPC. ETPH and MA VPH above Res VC. VOC (naphthalene) detected above the SWPC. **Deep:** MW-9D: VOC,ETPH and cyanide not detected. Naphthalene and metals detected below the SWPC.	Surface water (Hockanum River) upgradient of the AOC	Phase I ESA (2017) Phase II Investigation (1992) Phase III ESA (2016-2020)	Remedial evaluation pending the completion of the Phase III investigation.
2	Former Purifying House	VOCs (BTEX), SVOCs, Metals, Total Cyanide, ETPH	Manufactured gas was passed through lime used to scrub impurities (sulphur/cyanide) from the gas (Purifier waste). Materials could have been used as fill in the building foundation.	Surface soils Subsurface soils Groundwater	TBX1 TB-3 TB-4 TB-5 TB-20 TB-21 TB-22	TP-01 TP-02 TP-03 SB-31 SB-52	MW-9S/ MW-9D	MW-9S/MW-9D	Soil samples from MW-09 contained VOC (ethylbenzene), SVOCs above GB PMC, metals detected. Pesticides detected (GB PMC exempt) Fill observed (brick) and sheen and strong odors on auger cuttings.	ETPH and PAHs above RES and I/C DEC and GB PMC in SB-31 and SB-52 DEC does not apply due to samples greater than 15'. PAHs above RES and I/C DEC and GB PMC, ETPH above RES DEC in TP-03. PAHs detected above RES and I/C DEC and GB PMC. Cyanide detected in all but SB-31. Fill observed (bricks, metal pieces, metal conduit, cast iron pipe, ash) Tar impacts in SB-31 and SB-52 15-31ft	MW-9S: VOCs (xylenes), PAHs, metals, cyanide above SWPC MW-9D: PAHs and metals above SWPC	**Shallow:** MW-9S: ETPH, VOCs (1,2,4-trimethylbenzene and naphthalene), PAHs, cyanide above SWPC. ETPH detected above Res VC and I/C VC.. **Deep:** MW-9D: VOC,ETPH and cyanide not detected. Naphthalene and metals detected below the SWPC.	Surface water (Hockanum River) upgradient of the AOC	Phase I ESA (2017) Phase II Investigation (1992) Phase III ESA (2016-2020)	Remedial evaluation pending the completion of the Phase III investigation.
3	Former Gas Holder #1 [Gasometer-22,000 ft^3 Capacity]	VOCs (BTEX), SVOCs, Total Cyanide, ETPH	Residual tar droplets collected inside the bottom of the holder which is likely subgrade based upon its age (pre-1900 and boring refusal). Possible leaks or spills from the holder to the soils.	Surface soils Subsurface soils Groundwater	TB-18 (Refusal 13.6') TB-19 (Refusal 14') TB-6 (Refusal 15.5') TB-7 (Refusal 16.5') TB-45 CSS-4	SB-04 SB-05 SB-06 SB-29 SB-30 SB-31 SB-85 TP-04 TP-05	MW-10S MW-10M MW-10D	MW-9S MW-9D MW-10S MW-10M MW-10D MW-10BR MW-10SR MW-24S MW-32S	Surface soil: PAHs detected. Soil samples from MW-10 contained VOCs, SVOCs, pesticides above GB PMC but below the water table. Strong sheen and odor observed on auger cuttings. Fill observed TB-18 and TB-19.	ETPH above RES DEC in SB-29 and SB-30. ETPH and VOCs above RES & I/C DEC and/or GB PMC in SB-05, SB-06, SB-31, and TP-05. DEC does not apply to SB-05 due to sample depth greater than 15'. PAHs above RES and I/C DEC and/or GB PMC in SB-29, SB-30, and SB-31 Fill observed (ash, slag, and/or metal) in SB-06, SB-29, SB-30, SB-31, TP-04, TP-05 Heavily tar impacted soils within the Gas Holder #1 (5.75 to 14 feet). TCLP benzene in impacted above characteristic hazardous waste level in SB-85. Outside holder tar impacts observed in SB-04, SB-05 19.5- 39 feet, 44.5 ft. to 50 feet, 71 to 74 ft. and SB-31 from 11 to 31 ft and 47 to 49 ft	MW-9S: VOCs (xylenes), PAHs, metals, cyanide above SWPC MW-9D: PAHs and metals above SWPC MW-10S: VOCs and cyanide detected, PAHs and metals above SWPC. MW-10M: VOCs (xylenes) detected, PAHs and metals above SWPC MW-10D: SVOCs and metal (zinc) above SWPC	**Shallow:** MW-10SR: Not sampled due to visual observations of tar globules/ staining during development. Tar present in subsequent gauging. Tar present in MW-24S and MW-32S during development. MW-24S contained in subsequent gauging. **Intermediate:** MW-10M: ETPH, VOCs (naphthalene) detected and PAHs above SWPC **Deep:** MW-10D: Not sampled due to visual observations of tar globules/ staining during development **Bedrock:** MW-10BR: ETPH, PAHs , VOCs, and metals detected.	Surface water (Hockanum River) upgradient of the AOC	Phase I ESA (2017) Phase II Investigation (1992) Human Health Risk Assessment (1994) Phase III ESA (2016-2020)	Remedial evaluation pending the completion of the Phase III investigation.

Tighe&Bond

TABLE 1
Areas Of Concern (AOCs)/ Site Conceptual (CSM) Summary
Rockville Former MGP Site
13 Maple Street and Off-site Areas of Investigation
Rockville, Vernon, CT

AOC #	AOC Description	COCs	Possible Release Mechanisms and Migration Pathways	Potentially Affected Media	Previous Investigation Soil Locations	Phase III Soil Locations	Previous Investigation Groundwater Locations	Phase III Investigation Groundwater Locations	Previous COCs in Soil	Phase III COCs in Soil	Previous COCs in Groundwater	Phase III COCs in Groundwater	COCs in Surface Water	Investigation Status	Remediation Status
4	Former Gas Holder #2 [Gasometer-22,000 ft^3 Capacity]	VOCs (BTEX), SVOCs, Total Cyanide, ETPH	Residual tar droplets collected inside the bottom of the holder which is likely subgrade based upon its age (pre-1900) and boring refusal. Possible leaks or spills from the holder to the soils.	Surface soils Subsurface soils Groundwater	TBX-4 TB-16 (Refusal 18') TB-17 TB-8 TB-9 TB-42	SB-02 SB-03 SB-04 SB-05 SB-28 SB-29 SB-73 SB-74 SB-75 SB-83 SB-84 TP-05 TP-06	MW-10S MW-10M MW-10D	MW-10S MW-10S2 MW-10M MW-10D MW-10BR MW-24S	Surface soil: PAHs detected. Soil samples from MW-10 contained VOCs, SVOCs, pesticides above GB PMC but below the water table Strong sheen and odor observed on auger cuttings (TB-16 and TB-17). Fill (bricks) observed in TB-16.	PAHs, ETPH and VOCs above RES & I/C DEC and GB PMC in SB-03 and SB-05. PAHs and ETPH above GB PMC in SB-02. PAHs above RES and I/C DEC and/or GB PMC in SB-28, SB-29, and SB-73. SB-73 is in compliance with GB PMC through SPLP testing. Elevated PAHs detected in SB-75 likely intersects the apparent seasonal high water table. Arsenic above RES and I/C DEC and benzene above GB PMC in SB-28. ETPH above RES DEC in SB-29 Total and SPLP benzene above GB PMC and 10X GWPC in SB-83 1 to 3 ft. Fill observed (ash, brick, coal) in SB-05, SB-28, and SB-29, TCLP benzene in impacted above characteristic hazardous waste level in SB-84. Fill (wood, glass, metal) observed in TP-05. Tar impacts: SB-02: 18 to 39 ft. SB-03: 10.5 to 15 ft. SB-04: 2.5-37 ft. 44.5-50 ft. SB-05: 19.5 to 39 ft., 71-74 ft. SB-28: 24-36.5 ft. TP-05: 5.75 -6.0 ft.	MW-10S: VOCs and cyanide detected, PAHs and metals above SWPC. MW-10M: VOCs (xylenes) detected, PAHs and metals above SWPC MW-10D: SVOCs and metal (zinc) above SWPC	**Shallow:** MW-10SR: Not sampled due to visual observations of tar globules/ staining during development **Deep:** MW-10M: ETPH, VOCs (naphthalene) detected and PAHs above SWPC MW-10D: Not sampled due to visual observations of tar globules/ staining during development. **Bedrock:** MW-10BR: ETPH, PAHs ,VOCs, and metals detected.	Surface water (Hockanum River) upgradient of the AOC	Phase I ESA (2017) Phase II Investigation (1992) Human Health Risk Assessment (1994) Phase III ESA (2016-2020)	Remedial evaluation pending the completion of the Phase III investigation.
5	Former Gas Holder #3 [Gasometer-110,000 ft^3 Capacity)	VOCs (BTEX), SVOCs, Total Cyanide, ETPH	Residual tar droplets collected inside the bottom of the holder which is likely a shallow subgrade based upon its age (post 1900). Possible leaks or spills from the holder to the soils.	Surface soils Subsurface soils Groundwater	SS-3A CSS-3 TB-13 (Refusal 8') TB-14 (Refusal 6.5')	TP-07	Groundwater not investigated. Water encountered inside the holder foundation.	MW-7S/MW-7D	Surface soils: PAHs and metals detected Fill observed	Surface soils: PAHs, cyanide and metals detected No visual impacts in soils.	Groundwater investigations not completed in AOC.	**Shallow :** MW-7S: ETPH and PAHs detected above the SWPC. VOCs and metals detected. **Deep:** MW-7D: PAHs, VOCs and metals detected	Surface water (Hockanum River) upgradient of the AOC	Phase I ESA (2017) Phase II Investigation (1992) Human Health Risk Assessment (1994) Phase III ESA (2016-2018)	Investigation complete. Soil remediation is not required. Groundwater impacts are likely associated with AOC-3 and AOC - 4 (Holder #1 and Holder #2). Groundwater impacts are addressed under site-wide groundwater AOC-15.
6	Former Coal Shed	PAHs, Metals	Coal stockpiled for MGP could be present in the soils.	Surface soils Subsurface soils	Soils not investigated	SS-102 SS-103 SEH Invest. HA-01 HA-02 HA-03 HA-04 HA-05 HA-06 HA-07 HA-08 HA-09	Groundwater not investigated (within active transformer yard)	Groundwater not investigated (within active transformer yard)	No investigations completed in the AOC.	PAHs, ETPH, and lead above the RES and I/C DEC and GB PMC in SS-102. PCBs detected. Benzo (a) pyrene detected above the SEH Condition Notification Threshold Concentration. PAHs, ETPH, and arsenic above the RES and I/C DEC and/or GB PMC in SS-103. Cyanide detected. PAHs above the RES and I/C DEC in HA-01 through HA-09. SEH Threshold Notification Concentration for benzo(a)pyrene delineated HA-01, HA-2 and HA-03 above the threshold. Fill observed (coal, ash) in shallow soils below the trap-rock gravel cover to 2 feet below grade.	Groundwater investigations not completed in AOC.	Groundwater investigations not completed in AOC.	Surface water (Hockanum River) upgradient of the AOC	Phase I ESA (2017) Phase III ESA (2017-2018)	Delineation SEH soils for benzo (a) pyrene was completed in 2018. Remedial evaluation pending the completion of the Phase III investigation.

Tighe&Bond

TABLE 1
Areas Of Concern (AOCs)/ Site Conceptual (CSM) Summary
Rockville Former MGP Site
13 Maple Street and Off-site Areas of Investigation
Rockville, Vernon, CT

AOC #	AOC Description	COCs	Possible Release Mechanisms and Migration Pathways	Potentially Affected Media	Previous Investigation Soil Locations	Phase III Soil Locations	Previous Investigation Groundwater Locations	Phase III Investigation Groundwater Locations	Previous COCs in Soil	Phase III COCs in Soil	Previous COCs in Groundwater	Phase III COCs in Groundwater	COCs in Surface Water	Investigation Status	Remediation Status
7	Former Transformer House	PCBs, ETPH	Transformer use. Possible leaks or spills could have impacted soils.	Surface soils Subsurface Soils	Soils not investigated (within active transformer yard)	SS-100 SS-101 SB-44	Groundwater not investigated (within active transformer yard)	Groundwater not investigated (within active transformer yard)	No investigations completed in the AOC.	PAHs above RES and I/C DEC and GB PMC in SS-100. Arsenic above RES and I/C DEC in SS-100 and SS-101. ETPH and cyanide detected. Fill, coal and brick, encountered to 5 feet below grade in SB-44. ETPH and cyanide detected. Visual Impacts (Appear to be associated with AOC -1) 12- 15 ft.: Petroleum odor and sheen 24.5-26: Faint tar odor	Groundwater investigations not completed in AOC.	Groundwater investigations not completed in AOC.	Surface water (Hockanum River) upgradient of the AOC	Phase I ESA (2017) Phase III ESA (2018)	Remedial evaluation pending the completion of the Phase III investigation.
8	Current Substation	PCBs, ETPH, Metals,	Possible leaks or spills from transformers	Surface soils Subsurface Soils If significant release: groundwater	TB-34 TB-38 TB-39S TB-32 MW-8S	SS-100 to SS-106 HA-01 to HA-11 SB-43 SB-44	MW-8S	MW-2SR, MW-2D, MW-2BR, MW-5S, MW-5D, MW-8SR, MW-16S, MW-17S, MW-25S, MW-32S, MW-33S, MW-34S, MW-35S, MW-36S	PAHs and metals detected. Fill (sand) observed	Arsenic and ETPH above RES and I/C DEC in SS-100, SS-101, SS-104 and SS-106. PAHs, ETPH, and lead above the RES and I/C DEC and GB PMC in SS-102. PCBs detected. PAHs, ETPH, and arsenic above the RES and I/C DEC and/or GB PMC in SS-103. Cyanide detected. ETPH also above RES DEC, I/C DEC and GB PMC in SS-104 and Res DEC in SS-106. PAHs above RES and I/C DEC and GB PMC in SS-100, SS-104, SS-105 and SS-106. HA-01 through HA-07, HA-08 and HA-09: SEH investigation (See AOC 6) . PAHs above the RES and I/C DEC in HA-01 through HA-09. SEH Condition Notification Threshold Concentration for benzo(a)pyrene delineated see AOC-9. Fill observed in top 2 feet of soils. HA-09A: ETPH exceeds RES DEC, arsenic exceeds the RES and I/C DEC. PAHs exceed RES DEC, I/C DEC and GB PMC. Cyanide detected. PCBs not detected. HA-10: ETPH and PAHs exceed RES DEC, I/C DEC and GB PMC. Cyanide detected below RES DEC and GB PMC. Arsenic exceeds the RES and I/C DEC HA-11: Arsenic exceeds the RES and I/C DEC. ETPH detected. ETPH above RES DEC in MW-35S & MW-36S and above RES & I/C DEC in MW-32S Arsenic above RES & I/C DEC in MW-35S and MW-36S PAHs above RES & I/C DEC and GB PMC in MW-32S, MW-33S, MW-34S, MW-35S, and MW-36S. Benzo(a) pyrene detected above the SEH Condition Notification Threshold Concentration in SB-76 (0-2 ft.) and SB-78 (0-1 ft.) Visual Impacts (Appear to be associated with AOC -1) 12- 15 ft.: Petroleum odor and sheen 24.5-26: Faint tar odor	MW-8S: Metals detected above the SWPC. Cyanide detected.	**Shallow**: MW-2SR: Not sampled due to visual observations of tar globules (2017). PAHs detected above SWPC. VOC (naphthalene detected). MW-5S: PAHs detected above SWPC. ETPH detected above the SWPC, RES VC and I/C VC. VOCs, and metals detected. MW-8SR: PAHs detected above the SWPC. Elevated metals detected. Possibly associated with turbidity in sample. MW-16S: Metals and VOC (Chloroform) detected . MW-17S: VOCs (tetrachloroethene)and ETPH detected below SWPC. Metals detected. MW-33S: acenaphthylene detected above SWPC and ETPH above SWPC, RES VC and I/C VC. MW-34S; ETPH above SWPC, RES VC and I/C VC and PAHs (acenaphthylene, Benz(a)anthracene, chrysene) detected above the SWPC MW-35S: ETPH , MA VPH, MA EPH and PAHs above SWPC. ETPH and MA VPH above Res VC. VOC (naphthalene) detected above the SWPC. (associated with AOC-3). **Deep**: MW-2D: Not sampled due to visual observations of tar globules. MW-5D: Metals and ETPH detected **Bedrock**: MW-2BR: PAHs detected below the SWPC. Metals detected.	Surface water (Hockanum River) located adjacent but up gradient of location.	Phase I ESA (2017) Phase II Investigation (1992) Phase III ESA (2016-2020)	Phase III ESA and pre-design sampling is needed for this AOC. Remedial evaluation pending the completion of the Phase III investigation.

Tighe&Bond

TABLE 1
Areas Of Concern (AOCs)/ Site Conceptual (CSM) Summary
Rockville Former MGP Site
13 Maple Street and Off-site Areas of Investigation
Rockville, Vernon, CT

AOC #	AOC Description	COCs	Possible Release Mechanisms and Migration Pathways	Potentially Affected Media	Previous Investigation Soil Locations	Phase III Soil Locations	Previous Investigation Groundwater Locations	Phase III Investigation Groundwater Locations	Previous COCs in Soil	Phase III COCs in Soil	Previous COCs in Groundwater	Phase III COCs in Groundwater	COCs in Surface Water	Investigation Status	Remediation Status
9	Historic Site Fill	VOCs, SVOCs, Metals, PCBs, ETPH	Historic placement of fill during the development of Site.	Surface soils Subsurface soils	TB-02, TB-03,TB-04, TB-06, TB-13, TB-14, TB-16, TB-17, TB-18, TB-19, TB-20, TB-21, TB-22, TB-27, TB-31, TB-32, TB-33, TB-34, TB-38, TB-39, TB-40, TB-42, TB-45, TB-47, MW-02D, MW-04D, MW-05S, MW-05D, MW-10S, MW-10M, MW-10D Historic fill was identified in multiple borings which overlap with other AOCs	On-site soils borings, SS-100 to SS-107, SB-76 to SB-83, TP-01 to TP-07, HA-01 to HA -18 Historic fill was identified in multiple borings which overlap with other AOCs	Not Applicable	Not Applicable	Fill (i.e., ash and bricks observed)	Fill (i.e., ash, bricks, slag, metals, glass, building debris, coal, and site fill) and former MGP plant foundations observed in several Phase III investigation locations. Fill as deep as 15 ft. Concentrations of COCs including PAHs, ETPH, and metals above RSR criteria covered under separate AOCs. Concentrations of benzo (a) pyrene above SEH Threshold Notification Concentration for benzo(a)pyrene delineated in SS-102, HA-01A, HA-02 HA-03, HA-18, SB-76 and SB-78.	Wells screened below fill (See AOC-15)	Wells screened below fill (See AOC-15)	Surface water (Hockanum River) located adjacent but up gradient of location.	Phase I ESA (2017) Phase II Investigation (1992) Phase III ESA (2018-2020)	Phase III ESA and pre-design sampling is needed for this AOC. Remedial evaluation pending the completion of the Phase III investigation.
10	Hockanum River Sediment	PAHs and Metals	Possible historic discharges to the river from the Site, historic discharges from up gradient industries, current storm water run-off and anthropogenic sources.	Sediment	R-Sed-A/B/C/D Sediments (A,B,C, D)	River Sediment Samples SED-01 SED-02 SED-03 SED-04 SED-05 SED-06 Outfall Sediment Samples SED-07 SED-08 SED-09 Background Sediment Samples SED-101 SED-102 SED-103 SED-104 SED-105	Not Applicable	SW-01 SW-02 SW-03 SW-04 Background Surface Water Samples SW-100 SW-101	PAHs and metals detected above sediment screening criteria. VOC (methylene chloride) detected.	River Sediment Samples ETPH, PAHs, and metals detected. Highest PAH concentrations were detected upstream at SED-01. ETPH detected in all sediment samples. Metals detected in all sediment samples. Elevated copper, lead and zinc detected in SED-06. SED-06A, B, C were collected in the vicinity of SED-06. Outfall Sediment Samples VOC (toluene), ETPH, PAHs and metals were detected. Background Sediment Samples PAHs, ETPH and metals detected in SED-101 through 105.	Not applicable	COCs not detected in groundwater. Barium detected below SWPC in adjacent monitoring wells.	Barium detected in all surface water samples. Chromium detected in SW-01 and SW-02, Zinc detected in SW-01, SW-02, SW-03, and SW-04 Background surface water samples: Barium detected.	Phase I ESA (2017) Phase II Investigation (1992) Phase III Investigation (2017-2020)	Investigation is completed. SLERA is currently being prepared and will be submitted to CTDEEP for review

Tighe&Bond

TABLE 1
Areas Of Concern (AOCs)/ Site Conceptual (CSM) Summary
Rockville Former MGP Site
13 Maple Street and Off-site Areas of Investigation
Rockville, Vernon, CT

AOC #	AOC Description	COCs	Possible Release Mechanisms and Migration Pathways	Potentially Affected Media	Previous Investigation Soil Locations	Phase III Soil Locations	Previous Investigation Groundwater Locations	Phase III Investigation Groundwater Locations	Previous COCs in Soil	Phase III COCs in Soil	Previous COCs in Groundwater	Phase III COCs in Groundwater	COCs in Surface Water	Investigation Status	Remediation Status
11	Coal Tar impacts and Fill Observed at TB-33 (Southwestern portion of Site)	VOCs (BTEX), SVOCs, Total Cyanide, ETPH	Historic placement of fill.	Surface soils Subsurface Soils Groundwater	TB-33 TB-34 MW-5S MW-5D	SB-11 SB-36 SB-37 SB-38 SB-39 SB-40 SB-41 SB-42 SB-53 MW-16S MW-17S SB-69 SB-70 SB-71 MW-31S (boring)	MW-5S MW-5D	MW-5S MW-5D MW-16S MW17S MW-30S MW-38S MW-39S MW-31S	VOCs, PAHs and metals detected. Fill (sand) with tar observed.	ETPH and PAHs detected above RES and I/C DEC and GB PMC in SB-11. Naphthalene (VOC) detected above GB PMC and arsenic and lead detected above RES and I/C DEC in SB-11. Fill (Ash and Slag) observed in SB-11, SB-36, SB-39 ,SB-40, SB-40A, SB-69, SB-70, SB-71 to approximately 5 feet. SB-11: Sheen and tar odor observed from 5 to 8 feet. SB-36: Tar odor 12 to 20 feet. Sheen 15 to 20 feet. SB-38: sheen and tar odor 10 to 11 feet. SB-40: sheen and tar odor 8 to 15 feet. SB-69: ETPH above RES & I/C DEC & GB PMC, arsenic above RES & I/C DEC 1 to 3 feet. PAHs above RES & I/C DEC & GB PMC 1 to 3 feet and 4 to 5 feet. SB-70: Arsenic above RES & I/C DEC. PAHs above RES & I/C DEC & GB PMC 3 to 4 feet. SB-71: ETPH above RES DEC & GB PMC 1 to 3 feet and 8 to 10 feet. PAHs above RES & I/C DEC & GB PMC 1 to 3 feet, 5 to 7 feet and 8 to 10 feet.	MW-5S: PAH (Acenaphthylene) detected above the SWPC. VOC (xylene) and metal (chromium) detected. MW-5D: VOC (Benzyl Alcohol) and metals detected above SWPC. SVOC (2-methylphenol) detected.	**Shallow:** MW-5S: ETPH and VOCs detected below SWPC. PAHs detected above SWPC. Metals detected. MW-16S: Metals and Chloroform (VOC) detected MW-17S: VOC (tetrachloroethene), ETPH detected below SWPC. Metals detected. MW-30S: ETPH and acenaphthylene above SWPC. ETPH above RES VC MW-31S: Metals detected MW-38S & MW-39S: Acenaphthylene above SWPC MW-39S: ETPH detected above the SPWC, RES VC and I/C VC **Deep:** MW-5D: Metals and ETPH detected	Surface water (Hockanum River) located adjacent but up gradient of location.	Phase I ESA (2017) Phase II Investigation (1992) Phase III Investigation (2016-2018)	Remedial evaluation pending the completion of the Phase III investigation.
12	Tar impacts and Fill Observed (Southeastern portion of Site)	VOCs (BTEX), SVOCs, Total Cyanide, ETPH	Historic placement of fill (AOC-13). Possible migration for spills or leaks from adjacent Retorts (AOC-1) or Purifying House (AOC-2).	Surface soils Subsurface Soils Groundwater	CSS-5 TB-2 TB-3 TB-24 TB-28 MW-6S MW-6D	SB-08 SB-09 SB-09A SB-10 SB-24 SB-32 SB-33 SB-48 SB-49 SB-50 SB-51 SB-82 SS-107 SS-108 HA-17 HA-18 SB-76 to SB-82	MW-2S MW-2D MW-6S MW-6D	MW-2SR MW-2D MW-2BR MW-6S MW-6D	Surface Soil: PAHs exceeded the Res DEC and GB PMC. Subsurface soils: VOC(methylene chloride), SVOCs, cyanide, and metals detected. Fill (ash and sand fill), Tar impacts sheen observed.	PAHs detected above RES and I/C DEC and GB PMC in SB-08, SB-09A. PAHs detected above the RES DEC and GB PMC in SB-24. ETPH detected above RES DEC in SB-09A. Concentrations of PAHs and ETPH were detected above the RES DEC, I/C DEC and/or the GB PMC in SB-32 and SB-51. Concentrations of arsenic were detected in above the RES DEC and I/C DEC. HA-17: ETPH and cyanides detected. PAHs detected above the RES DEC., I/C DEC and GB PMC. Lead above the GB PMC. HA-18: ETPH, PAHs above the RES DEC/ I/C DEC and GB PMC. Benzo (a) pyrene above the SEH Threshold Notification Concentration. SB-76: to SB-82: PAHs above the RES DEC/ I/C DEC and GB PMC SB-79: Benzene above GB PMC 1-2 ft, PCE above GB PMC and RES DEC 1-2 ft, GB PMC 3-4 ft and 5-6 ft SB-81: Dieldrin above GB PMC 0-1 ft SB-82: ETPH above RES DEC, I/C DEC, and GB PMC 2-3 ft SB-08: Staining and fuel oil odor 11 to 2 ft. Staining and tar odor from 24 to 29 ft. SB-10: Sheen and tar odor 9 to 24.5 ft. SB-33: tar odor 7 to 11 ft. Sheen, blebs and tar odor 11.5- 20 ft. SB-50: Tar from 11-12 ft. Sheens and tar blebs were observed from 15 to 17 feet. sheens and tar odors were observed from 17 feet to 25 feet SB-51: petroleum orders and grey staining from 14 to 17 feet. Sheen, tar blebs and/or tar odors were observed from 17 to 20 feet. Fill (brick, glass, slag, and/or ash) observed in SB-08, SB-09A and SB-24, SB-32, SB-33, SB-48 to SB-51, and SB-76 to SB-82.	MW-2S: Dry. MW-2D: Metals and PAHs detected above the SWPC and VOCs (xylene and ethylbenzene detected). MW-6S: Metals detected above the SWPC. SVOC (bis2-ethylhexylphthalate) detected.	**Shallow:** MW-2SR: Not sampled due to visual observations of tar globules (2017). MW-6S: Naphthalene and metals detected below the SWPC. **Deep**: MW-6D: PAHs detected below SWPC. Metals detected. MW-2D: Not sampled due to visual observations of tar globules **Bedrock:** MW-2BR: PAHs detected below the SWPC. Metals detected.	Hockanum River located adjacent but up gradient of location.	Phase I ESA (2017) Phase II Investigation (1992) Human Health Risk Assessment (1994) Phase III Investigation (2016-2020)	Remedial evaluation pending the completion of the Phase III investigation.
13	Possible Historic Fill to the south of the Hockanum River	PAHs	Possible historic placement of fill.	Surface Soil Subsurface Soil	SS-5A, SS5B, SS-5C, SS-5D TBX2 TB-63 and TB-64	SB-25 SB-26 SB-27 SB-54 SB-55 SB-56 SB-57	MW-11S MW-11D MW-12S MW-12D	MW-11S MW-11D MW-12S MW-12D	Surface soil and shallow subsurface soils: PAHs exceeded the RDEC, IDEC and GB PMC.	Surface Soil: PAHs detected above RES and I/C DEC and GB PMC in SB-25, SB-54 and SB-55. Cyanide was detected in SB-54 and SB-55, Metals were detected in SB-54, SB-55, SB-56, and SB-57. SPLP metals were detected in SB-54 and SB-57. Fill (slag and/or ash) observed in SB-26, SB-27, SB-54, SB-55, SB-56, and SB-57.	MW-11S/ MW-11D MW-12S / 12D No analytical data	**Shallow:** MW-11S/ MW-12S: Metals detected **Deep:** MW-11D/ MW-12D: Metals and/or pyrene (PAH) detected	Hockanum River located adjacent and downgradient.	Phase II Investigation (1992) Human Health Risk Assessment (1994) Phase III Investigation (2017-2018)	Remedial evaluation pending the completion of the Phase III investigation.

Tighe&Bond

TABLE 1
Areas Of Concern (AOCs)/ Site Conceptual (CSM) Summary
Rockville Former MGP Site
13 Maple Street and Off-site Areas of Investigation
Rockville, Vernon, CT

AOC #	AOC Description	COCs	Possible Release Mechanisms and Migration Pathways	Potentially Affected Media	Previous Investigation Soil Locations	Phase III Soil Locations	Previous Investigation Groundwater Locations	Phase III Investigation Groundwater Locations	Previous COCs in Soil	Phase III COCs in Soil	Previous COCs in Groundwater	Phase III COCs in Groundwater	COCs in Surface Water	Investigation Status	Remediation Status
14	Tar impacts and Fill Observed (Northern portion of Site)	VOCs (BTEX), SVOCs, Total Cyanide, ETPH	Impacted area to the north of former Gas Holders #1 and #2, Possible migration for spills or leaks from adjacent holders that migrated northward.	Surface soils Subsurface Soils Groundwater	TB-12, TB-36, TB-37,TB-40, TB-42 TB-46, TB-49A,TB-50, TB-51, TB-52, TB-53, TB-54, TB-55 TB-55A, TB-56, TB-58 , TB-59, TB-60, TB-61, TB-62, MW-1, MW-3S, MW-3D, MW-4S, MW-7S TBX5, TBX6 SS-3B. SS3-C, SS3-E, SS3-D, SS1-C, CSS-1, CSS-2	SB-01 SB-12 SB-13 SB-20 SB-21 SB-22 SB-45 SB-59 SB-60 (off-site) SB-64 (off-site) SB-68 SB-73 SB-74 SB-75 MW-37S/D MW-03DR	MW-1S, MW-1D, MW-3S, MW-3D, MW-4S, MW-4D	MW-1S, MW-1D, MW-3S, MW-3D, MW-3DR MW-3BR, MW-4S, MW-4SR, MW-4D, MW-7S, MW-7D, MW-18D, MW-24S, MW-25S, MW-37D, MW-37BR	Surface Soil: PAHs detected above the Res DEC and GB PMC. Metals and cyanide detected. Subsurface soils: SVOCs detected above the Res and I/C DEC and GB PMC and VOCs and pesticide (lindane) detected above the GB PMC. Metals detected. Fill observed and tar odors and tar sheen.	Shallow Subsurface Soils: PAHs detected in SB-21 above the RES DEC, I/C DEC and GB PMC. SPLP PAHs were not detected indicating PAHs are not leachable. PAHs detected in SB-22. PAHs, ETPH, VOCs, cyanide were not detected in SB-01, SB -12 and SB-13 in samples collected just above apparent water table. Elevated concentrations of ETPH, VOCs, and SVOCs detected in SB-13 (25.5-27.5') below water table (~15ft.) SB-45: Metals detected SB-59: PAHs, Cyanide, and VOCs detected Fill observed: Brick observed at 0.5-3.0 ft. in SB-21 and SB-59. Tar impacts were encountered SB-12: from 25-30 ft. (Staining, sheen and coated soils) and 37.5-39ft. (Strong tar odor) SB-13: 20-39 ft. (Staining and heavily tar coated soils and odors) SB-01: 29 to 31 ft. Sheen and tar odor. SB-45: Tar odors 30-41 ft. Tar blebs observed from 30-38 ft. SB-59: Coal and slag 2-3 ft. Tar odors 30 to 45 ft. PAHs,VOCs, and cyanide detected (2 to 3) SB-60: Tar odor 40 to 45 ft. Naphthalene and Xylene (VOCs) detected. SB-64: No visual impacts or odors. MW-37S/D: Sheen and odors observed below water table. SB-68: Tar product observed (23-34 ft), sheen observed (23-59 ft). VOCs, PAHs, and ETPH detected MW-03DR: Tar product observed in auger cuttings (23')	**Shallow:** MW-1S:Metals detected above the SWPC. MW-3S: Metals and PAHs detected above the SWPC. VOCs detected. MW-4S: Metals detected above the SWPC. cyanide, VOCs (1,1,1-TCA) and SVOC (bis2-ethylhexylphthalate) detected. **Deep:** MW-1D: Metals detected above the SWPC. SVOCs detected. MW-3D: Metals detected above the SWPC. SVOCs and VOC (1,1,1-TCA) detected. MW4D: Lead detected above the SWPC.	**Shallow:** MW-4S: Cyanide, metals, VOCs, and PAHs detected MW-4SR: Acenaphthylene (PAH) detected above the SWPC. Cyanide detected. MW-25S: Cyanide, metals, and PAHs detected MW-3S/MW-7S: Metals and VOCs detected. PAHs and ETPH detected above the SWPC MW-1S: Metals, ETPH and PAHs detected above the SWPC. MW-24S: Measurable tar observed in well. **Deep:** MW-1D: ETPH and VOCs detected. PAHs and metals (copper and nickel) detected above the SWPC. MW-3DR: ETPH and acenaphthylene detected above SWPC. MW-4D/MW-7D: Metals detected. MW-18D: ETPH, VOCs, and PAHs detected above the SWPC. Metals detected. MW-37D: Metals detected. **Bedrock:** MW-3BR: PAH (acenaphthylene) above SWPC. ETPH and VOCs detected. Metals detected. MW-37BR: Metals and VOCs detected.	Hockanum River is located up gradient on -site	Phase I ESA (2017) Phase II (1990/1991) Human Health Risk Assessment (1994) Phase III ESA (1996-2020)	Additional Phase III ESA investigation is proposed to assess the seasonal groundwater conditions and assessment of the recoverability of tar. Remedial evaluation pending the completion of the Phase III investigation.
15	Site wide groundwater impacts	VOCs, SVOCs, Metals, PCBs, ETPH, Chromium, Barium, ETPH	Groundwater impacts from spills or leaks occurring at the site. Groundwater flows to the north away from the Hockanum River.	Groundwater	NA	NA	MW-1S, MW-1D, MW-2S, MW-2D, MW-3S, MW-3D, MW-4S, MW-4D, MW-5S, MW-5D, MW-6S, MW-6D, MW-8S, MW-9S, MW-9D, MW-10S, MW-10M, MW-10D, MW-11S, MW-11D, MW-12S, MW-12D	MW-1S, MW-1D, MW-2SR, MW-2BR, MW-2D, MW-3S, MW-3BR, MW-4S, MW-4SR, MW-4D, MW-5S, MW-5D, MW-6S, MW-6D, MW-7S,MW-7D, MW-8SR, MW-9S, MW-9D, MW-10SR, MW-10M, MW-10BR,MW-11S, MW-11D, MW-12S, MW-12D, MW-16S, MW-17S, MW-18D, MW-19S, MW-24S, MW-25S, MW-26S, MW-26D, MW-26BR, MW-27S, MW-28S, MW-29S, MW-29D, MW-30S, MW-33S, MW-34S, MW-35S, MW-36S, MW-37D, MW-37BR, MW-38S, MW-39S	See AOCs above for site investigation information for soils	See AOCs above for site investigation information for soils	**Shallow:** ETPH, VOCs, PAHs, metals, and Cyanide above the SWPC. See above AOCs for individual wells **Deep:** ETPH, VOCs, PAHs, metals, and Cyanide above the SWPC.. See above AOCs for individual wells	**Shallow:** ETPH, VOCs, PAHs, and /or Cyanide above the SWPC. in MW-1S, MW-5S, MW7S, MW-8SR, MW-9S, and MW-10M, MW-29S, MW-30S, MW-33S, MW-34S, MW-35S, MW-38S, and MW-39S. See above AOCs for individual well summary of COCs. Tar globules and staining observed in MW-2S, MW-10SR, and MW-24S during development. Measurable tar observed in MW-10SR and MW-24S **Deep:** VOCs, ETPH, PAH (acenaphthylene) above the SWPC in MW-18D. MW-3DR: ETPH and acenaphthylene detected above SWPC. Tar globules and staining observed in MW-2D, MW-3D and MW-10D **Bedrock:** PAH (acenaphthylene) above SWPC [MW-3BR] . ETPH and VOCs detected. Metals detected. See AOCs above for individual well information.	Hockanum River is located up gradient on -site/ Losing Stream	Phase I ESA (2017) Phase II Investigation (1992) Phase III Investigation (2016-2020)	Additional Phase III ESA investigation is proposed to assess the seasonal groundwater conditions

Tighe&Bond

TABLE 1
Areas Of Concern (AOCs)/ Site Conceptual (CSM) Summary
Rockville Former MGP Site
13 Maple Street and Off-site Areas of Investigation
Rockville, Vernon, CT

AOC #	AOC Description	COCs	Possible Release Mechanisms and Migration Pathways	Potentially Affected Media	Previous Investigation Soil Locations	Phase III Soil Locations	Previous Investigation Groundwater Locations	Phase III Investigation Groundwater Locations	Previous COCs in Soil	Phase III COCs in Soil	Previous COCs in Groundwater	Phase III COCs in Groundwater	COCs in Surface Water	Investigation Status	Remediation Status
Off-site AOCs															
16	Off-site Tar Impacts St. Josephs School/Church Parking Lot	VOCs (BTEX), SVOCs, Total Cyanide, ETPH	Tar impacted area to the north of the property line. Possible migration of impacts to the north from the MGP. Shallow fill possible in the development of the property.	Subsurface Soils Groundwater Surface soils	Soil Borings TB-113, TB-115, TB-116, TB-117, TB-118, TB-119, TB-120, TB-121, TB-125, TB-126, TB-127, TB-130 Surface Soil R426-A, R426-B, R426-C, R426-D R437-A, R437-B, R437-C, R437-D R438-A, R438-B, R438-C, R438-D R446-A, R446-B, R446-C, R446-D R452-A, R452-B, R452-C, R452-D	SB-14, SB-15, SB-16, SB-17, MW-19S, MW-20S, SB-61, SB-62, SB-66, SB-67, MW-29D, MW-14M (Boring) MW-40S (Boring) MW-41S (Boring) MW-42S (Boring) MW-43S/M (Boring)	MW-13S, MW-13D, MW-14S, MW-14D	MW-13S, MW-13D, MW-14S, MW-14M, MW-14D, MW-19S, MW-20S, MW-21S, MW-26S, MW-26D, MW-26BR, MW-29S, MW-29D, MW-40S, MW-41S, MW-42S, MW-42M, MW-43S, MW-43M	Subsurface soils: PAHs detected above the GB PMC VOCs (ethylbenzene, toluene, and xylene detected). Fill observed. Sheens and/or isolated lens of coal tar were observed in soil borings TB-115 through TB-120 and TB-126 at depths ranging between 21.6 to 42 feet below grade. Surface Soil: PAHs detected above the Res DEC and GB PMC along West Street	PAHs, ETPH, VOCs, cyanide were not detected in SB-14, SB-15, SB-16, SB-17 in samples collected just above apparent water table. EPTH, VOCs, and PAHs detected in the deep soil samples collected from SB-14 and MW-20S within tar-impacted intervals below the water table. SB-14: 20.5-23 ft. coated with tar material with tar odors. SB-61: 22.5-44 ft. tar blebs, odors, and sheen. SB-66: 20-30 ft. tar odors. SB-15: 31.5-34 ft. veins coated with tar. MW-20S: 35-38 ft. black stained and sheen with tar odor. No visual impacts in SB-62 and SB-67. Slight tar like odor observed in MW-29D, no visual impacts. Low level detections of benzene and naphthalene. Detections of tar-related VOCs in MW-40S, MW-41S, and MW-42S detected below the water table.	**Shallow:** MW-13S: Copper detected above the SWPC. Metals, SVOC (bis2-ethylhexylphthalate) detected .MW-14S: Metals detected **Deep** MW-13D: Metals detected. MW-14D Metals detected. VOC (tetrachloroethylene) and SVOC (bis2-ethylhexylphthalate) detected.	**Shallow**: MW-13S: Metals and bis2-ethylhexylphthalate) MW-14S: PAHs, metals and cyanide detected. MW-19S: Metals detected MW-21S: Metals and PAHs detected MW-20S: Tar globules / staining in MW-20S. MW-29S: ETPH and benzene above SWPC and RES & I/C VC. Benzene and ETPH in compliance with the RES VC via soil vapor testing. Naphthalene above SWPC. MW-41S: ETPH was detected above SWPC and RES & I/C VC. ETPH is in compliance with the RES VC via soil vapor testing. Acenaphthylene above SWPC. PAHs, metals, and VOCs detected MW-42S: VOCs and ETPH not detected. Phenanthrene, barium, and chromium detected. MW-43S: VOCs and ETPH not detected. Phenanthrene and barium detected. MW-26S: ETPH , VOCs and PAHs not detected. Barium detected. **Intermediate:** MW-14M: ETPH above SWPC . Elevated concentrations of benzene and tar-related VOC detected. Acenaphthylene above SWPC. MW-42M: ETPH above GWPC and SWPC, Benzene above GWPC. PAHs, tar -related VOCs, metals (barium, thallium, zinc). detected MW-43M: VOCs, PAHs and ETPH not detected. Barium, nickel, and zinc detected. **Deep:** MW-14D: ETPH, cyanide, Acenaphthylene (PAH) above SWPC. Metals and VOCs detected. MW-13D: Metals and naphthalene detected MW-26D: Acenaphthylene above SWPC. Metals and VOCs detected. **Bedrock**: MW-26BR Naphthalene and barium detected	Hockanum River is located upgradient on-site and approximately 600 feet to the west.	Phase II (off-site) 1993 Phase III Investigation (2017-2020)	Additional Phase III ESA investigation is proposed to further assess seasonal groundwater conditions at St. Joseph's Church property and the extent of off-site groundwater impacts in intermediate groundwater zone.

Tighe&Bond

TABLE 1
Areas Of Concern (AOCs)/ Site Conceptual (CSM) Summary
Rockville Former MGP Site
13 Maple Street and Off-site Areas of Investigation
Rockville, Vernon, CT

AOC #	AOC Description	COCs	Possible Release Mechanisms and Migration Pathways	Potentially Affected Media	Previous Investigation Soil Locations	Phase III Soil Locations	Previous Investigation Groundwater Locations	Phase III Investigation Groundwater Locations	Previous COCs in Soil	Phase III COCs in Soil	Previous COCs in Groundwater	Phase III COCs in Groundwater	COCs in Surface Water	Investigation Status	Remediation Status
17	Off-site Tar Impacts Maple Street ROW	VOCs (BTEX), SVOCs, Total Cyanide, ETPH	Impacted area within the Maple Street ROW from 15 to 32 feet. Possible migration of impacts from the Retorts (AOC-1) Former Gas Holders #1, #2, (AOCs 3,+). Possible off-site fuel oil impacted in TB-101 and TB-103 from up gradient source of fuel oil.	Subsurface Soils Groundwater	TB-97, TB-99, TB-101, TB-103, TB-104, TB-105, TB-106, TB-111A, TB-11B, and TB-111C	SB-18, SB-19, SB-64	Groundwater not investigated	MW-28S MW-23S	Subsurface Soils had concentrations of VOCs, SVOCs, pesticides (Aldrin, alpha-BHC, and 2-Hexanone) at concentrations above the GB-PMC but were located below the water table. Cyanide and metals were detected. Tar impacts (sheen and odors) encountered from 15 to 32 feet.	ETPH, VOCs, and PAHs detected in SB-18 above the GB PMC. The DEC does not apply to SB-18 due to the sample depth greater than 15'. SPLP VOCs and PAHs detected. Petroleum staining/ sheen and odors 19-23ft. Tar staining/ odors from 24-29 ft. ETPH and PAHs were detected above the RES and I/C DEC and GB PMC in SB-19. Petroleum staining/ sheen and odors 11-19 ft. Tar staining/ odors from 19-26.5 ft. ETPH, PAHs, and VOCs were not detected in SB-64 No visual impacts in SB-64	Groundwater not tested.	MW-23S: Metals detected MW-28S: Metals and naphthalene detected	Hockanum River located up gradient of location.	Phase II (off-site) 1993 Phase III Investigation (2018)	Off-site petroleum impacts are noted within the Maple Street ROW. Petroleum impacts also ere noted at #12 and #14 Maple Street. Impacts could be associated with former 1,000-gallon UST at former 8 Maple Street residence or other off-site source. Remedial evaluation impacts will be assessed in the Remedial Evaluation.
18	Petroleum Impacts #12 and #14 Maple Street	VOCs (BTEX), SVOCs, ETPH	Petroleum-impacted soils from 15 to 27 feet below grade from an up gradient source that migrated via groundwater flow onto the properties.	Subsurface soils Groundwater	TB-203, TB-204, TB-206, TB-219, TB-221, TB-224 (#8 Maple Street) TB-200 and TB-217 (#12 Maple Street)	Not investigated during Phase III	Groundwater not investigated	MW-23S	Subsurface soils contained detections of PAHs. Boring log was not available during the CSM development.	Not investigated during Phase III	Groundwater not tested.	**Shallow:** Adjacent USPS ROW: MW-23S: VOC (chloroform) and metals detected below SWPC	Hockanum River located up gradient of location.	Phase II (off-site) 1994 Phase III Investigation (2018)	Phase I ESA identified a 1,000 leaking underground storage tank used for heating oil at the former 8 Maple Street Residence.
19	Suspected Fill #12 and #14 Maple Street	PAHs	PAHs detected in the shallow subsurface soils (TB-217) possibly from historic fill used in the development of the property.	Surface soils Subsurface soils	TB-217	Not investigated during Phase III	Groundwater not investigated	MW-23S	Subsurface soils contained detections of PAHs, with a detection of (Benzo (a)pyrene) above the Res DEC, I/C DEC and GB PMC. Boring log was not available during the CSM development to assess for presence of fill.	Not investigated during Phase III	Groundwater not tested.	**Shallow:** Adjacent USPS ROW: MW-23S: VOC (chloroform) and metals detected below SWPC	Hockanum River located up gradient of location.	Phase II (off-site) 1994 Phase III Investigation (2018)	Possible historic fill associated with the development of property or potential off-site source.

Tighe&Bond

TABLE 1
Areas Of Concern (AOCs)/ Site Conceptual (CSM) Summary
Rockville Former MGP Site
13 Maple Street and Off-site Areas of Investigation
Rockville, Vernon, CT

AOC #	AOC Description	COCs	Possible Release Mechanisms and Migration Pathways	Potentially Affected Media	Previous Investigation Soil Locations	Phase III Soil Locations	Previous Investigation Groundwater Locations	Phase III Investigation Groundwater Locations	Previous COCs in Soil	Phase III COCs in Soil	Previous COCs in Groundwater	Phase III COCs in Groundwater	COCs in Surface Water	Investigation Status	Remediation Status
20	Off-site Tar Impacts (Residence #14 Maple Street)	VOCs (BTEX), SVOCs, Total Cyanide, ETPH	Tar-impacted soils (sheen and odor) between 30 and 37 feet. Tar migrated beneath Maple Avenue onto the western portion of the property.	Subsurface soils Groundwater	TB-207, TB-210, TB-211, TB-215, MW-15D	Not investigated during Phase III	MW-15S MW-15D	MW-23S	Subsurface soils contained detections of VOCs and PAHs at concentrations above the GB PMC. However, these impacts are likely below the water table and the GB PMC is not applicable.	Not investigated during Phase III	MW-15S: Metals and cyanide exceeded SWPC. VOC (MTBE detected). MW-15D: Metals detected above the SWPC.	**Shallow:** Adjacent USPS ROW: MW-23S: VOC (chloroform) and metals detected below SWPC	Hockanum River located up gradient of location.	Phase II (off-site) 1994 Phase III Investigation (2018)	Access to property was not provided. Tar impacts were assessed with a soil boring within Maple Street ROW (AOC-17) Remedial evaluation pending the completion of the Phase III investigation.
21	Off-site Surface Soils Maple Street School [PAHs Detected above RSR Criteria]	PAHs	PAHs detected in surface soils and shallow subsurface soils at the Maple Street School property.	Surface soils	R453, R454, R455, R456 R501-A, R-501-B, R-501-C, R-501-D R502-A, R-502-B, R-502-C, R-502-D R503-A, R-503-B, R-503-C, R-503-D R504-A, R-504-B, R-504-C, R-504-D R505-A, R-505-B, R-505-C, R-505-D R506-A, R-506-B, R-506-C, R-506-D	Not investigated during Phase III	Groundwater not investigated	Groundwater not investigated	Surface soils and shallow subsurface soils	Not investigated during Phase III	Groundwater not tested.	Groundwater not tested.	Hockanum River located up gradient of location.	Phase II- Surface Soil collection in 1995	Possible historic fill associated with the development of the school property or potential off-site source.
22	Off-site Surface Soils 175 Union Street [PAHs Detected above RSR Criteria]	PAHs	PAHs are detected in surface soils at nearby off-site properties (175 Union Street and Tolland AWC)	Surface soils	R426-A,R426-B,R426-C, R426-D R437-A,R437-B,R437-C, R437-D R438-A,R438-B,R438-C, R438-D R446-A,R446-B,R446-C, R446-D R452-A,R452-B,R452-C, R452-D RBG2-B and RBG2-C	Not investigated during Phase III	Groundwater not investigated	Groundwater not investigated	Surface soils and shallow subsurface soils	Not investigated during Phase III	Groundwater not tested.	Groundwater not tested.	Hockanum River located up gradient of location.	Phase II- Surface Soil collection in 1995	Possible historic fill associated with the development of the property or potential off-site source.

Tighe&Bond

TABLE 1
Areas Of Concern (AOCs)/ Site Conceptual (CSM) Summary
Rockville Former MGP Site
13 Maple Street and Off-site Areas of Investigation
Rockville, Vernon, CT

AOC #	AOC Description	COCs	Possible Release Mechanisms and Migration Pathways	Potentially Affected Media	Previous Investigation Soil Locations	Phase III Soil Locations	Previous Investigation Groundwater Locations	Phase III Investigation Groundwater Locations	Previous COCs in Soil	Phase III COCs in Soil	Previous COCs in Groundwater	Phase III COCs in Groundwater	COCs in Surface Water	Investigation Status	Remediation Status
23	Off-site Groundwater Impacts	VOCs	Groundwater impacts from spills or leaks occurring at the site and migrating offsite.	Groundwater	NA	See AOC 16	MW-13S, MW-13D, MW-14S, MW-14D, MW-15S, MW-15D, MW-19S, MW-20S, MW-21S, MW-23S	MW-13S, MW-13D, MW-14S, MW-14D, MW-19S, MW-20S, MW-21S, MW-23S, MW-26S, MW-26D, MW-26BR, MW-27S, MW-28S, MW-30S, MW-31S, MW-40S, MW-41S, MW-42M, MW-43S, MW-43M Soil Vapor Assessment SV-01, SV-02, SV-03, SV-05	Soils not assessed	See AOC 16	**Shallow:** Metals and cyanide detected above SWPC. VOCs and PAHs detected **Deep:** Metals detected above SWPC. VOCs and PAHs detected	**Shallow:** Tar globules / staining in MW-20S. MW-19S/MW-21S/MW-28S: metal and PAHs detected MW-13S and MW-26S (Plasticizers detected -possible lab contamination) MW-27S: ETPH, metals, and naphthalene detected MW-23S: Metals detected MW-14S: Cyanide, metals, and PAHs detected MW-31S: Barium and nickel detected MW-29S: ETPH and benzene above SWPC and RES & I/C VC. Benzene and ETPH in compliance with the RES VC via soil vapor testing. Naphthalene above SWPC. MW-41S: ETPH was detected above SWPC and RES & I/C VC. ETPH is in compliance with the RES VC via soil vapor testing. Acenaphthylene above SWPC. PAHs, metals, and VOCs detected MW-42S: VOCs and ETPH not detected. Phenanthrene, barium, and chromium detected. MW-43S: VOCs and ETPH not detected. Phenanthrene and barium detected. MW-26S: ETPH , VOCs and PAHs not detected. Barium detected. **Intermediate:** MW-14M: ETPH above SWPC . Elevated concentrations of benzene and tar-related VOC detected. Acenaphthylene above SWPC. MW-42M: ETPH above GWPC and SWPC, Benzene above GWPC. PAHs, tar -related VOCs, metals (barium, thallium, zinc). detected MW-43M: VOCs, PAHs and ETPH not detected. Barium, nickel, and zinc detected. **Deep:** MW-14D: metals and VOCs detected. ETPH, Cyanide, and PAHs detected above the SWPC. MW-26D metals and tar-related VOCs detected, PAH (acenaphthylene) detected above SWPC. ETPH not detected **Bedrock**: MW-26BR Naphthalene and barium detected. VOCs and ETPH not detected.	Hockanum River is located upgradient on-site and approximately 275 feet to 400 feet to the west.	Phase II (off-site) 1994 Phase III ESA (2018-2020)	Additional Phase III ESA investigation is proposed to assess seasonal groundwater conditions at St. Joseph's Church property and to assess the nature and extent west of groundwater impacts to the west of West Street.

NOTES:
MGP=- manufactured gas plant
VOC = Volatile Organic Compound
BTEX- Benzene, toluene, ethyl benzene and xylenes
ETPH- Extractable Total Petroleum Hydrocarbons
PAH = Polycyclic Aromatic Hydrocarbon
TPH = Total Petroleum Hydrocarbons
PCBs= Polychlorinated Biphenyls
SWPC- Surface Water Protection Criteria
Res DEC- Residential Direct Exposure Criteria
I/C DEC - Industrial Commercial Direct Exposure Criteria

CSM = Conceptual site model, described by the Connecticut Department of Environmental Protection as "a representation of an environmental system that is used as a tool for understanding and for explaining to others the basis and rationale for site investigation and the conclusions drawn about the environmental conditions at a site. A CSM describes, explains, and provides and understanding of the nature and distribution of contaminants necessary to evaluate potential risks to human health and the environment. The CSM is an iterative approach to site characterization. The number of iterations and quantity and quality of information is a function of the complexity of site conditions and data quality objectives". This interim CSM is subject to change.

AOC = Area of concern, defined by the Connecticut Department of Environmental Protection as "locations or areas at a site where hazardous waste and or hazardous substances (including petroleum products) have been used, stored, treated, handled, disposed, spilled, and/or released to the environment".

Previous site investigations referred to tar impacts as tar and/or tar. For consistency, these have been changed to tar

Tighe&Bond

Well ID	Location	Monitoring Well Construction			10/28/2019			12/9/2020			Notes
		Top of Well Casing or Measuring Point Elevation (ft. NAVD 88)	Completion Depth (ft. below grade)	Screen Interval (ft. below grade)	Depth to water (ft.)	Groundwater and River Elevation (ft. NAVD88)	Product/Tar Thickness (ft.)	Depth to water (ft.)	Groundwater and River Elevation (ft. NAVD88)	Product/Tar Thicknees (ft.)	
Monitoring Well Locations											
MW-1S	Overgrown Area- Outer Substation	259.37	30	20-30	25.33	234.04	-	25.55	233.82	-	
MW-1D		259.59	75	65-75	25.22	234.37	-	25.37	234.22	-	
MW-3S	Wooded Area- Outer Substation	250.12	20	10-20	15.63	234.49	-	15.58	234.54	-	
RW-03I		252.24	32	22-32	-	-	-	17.75	234.49	-	
MW-3D		251.58	78	68-78	17.60	233.98	-	17.67	233.91	0.10	Globules of tar observed in development water. Measurable tar was detected in 2020.
MW-3DR		252.58	84	74-84	-	-	-	18.63	233.95	-	Naphthalene-like odors observed on the interface probe.
MW-3BR		252.73	100	90-100	17.94	234.79	-	18.00	234.73	-	
MW-4SR	Grassed Area- Outer Substation	249.11	20	10-20	14.00	235.11	-	13.90	235.21	-	
MW-10SR		257.68	25	15-25	21.20	236.48	-	20.37	237.31	0.10	Staining and globules of tar observed in development water and during subsequent gauging events. Tar was detected at or near the water table [Light non-aqueous phase liquid (LNAPL)] detected in 2020
MW-10D		257.33	84	74-84	22.52	234.81	0.10	22.70	234.63	0.10	Heavy staining observed on the tape of the meter. Globules of tar observed water pumped during development. Measurable tar obeserved during subsequent gauging events.
MW-13S	St. Joseph Church Parking Lot	252.13	18.2	15-25	18.69	233.44	-	18.74	233.39	-	
MW-13D		251.91	73	63-73	18.53	233.38	-	18.54	233.37	-	
MW-14S		245.11	19.58	10-20	11.84	233.27	-	11.81	233.30	-	
MW-14M		245.62	33	23-33	-	-	-	12.38	233.24	-	Naphthalene-like odors observed on the interface probe.
MW-14D		244.90	76.21	67-77	11.71	233.19	-	11.71	233.19	-	
MW-16S	Outer Substation Area	246.82	17	7-17	11.72	235.10	-	11.74	235.08	-	
MW-18D		254.03	82	72-82	20.41	233.62	-	20.48	233.55	-	
MW-19S	St. Joseph Church Parking Lot	251.88	24	14-24	18.31	233.57	-	18.32	233.56	-	
MW-20S		260.52	34	24-34	26.60	233.92	-	26.77	233.75	-	Odor observed on interface probe during gauging.
MW-21S		255.11	30	20-30	21.46	233.65	-	21.53	233.58	-	
MW-24S	Grassed Area- Outer Substation	257.07	31	21-31	22.40	234.67	-	22.66	234.41	1.13	Staining and globules of tar observed in development water. Measureable tar detected during subsequent gauging events
MW-26S	Front of St. Joseph Convent	243.97	15	5-15	9.47	234.50	-	9.39	234.58	-	
MW-26D		244.28	74	64-74	10.94	233.34	-	10.89	233.39	-	
MW-26BR		244.16	87	77-87	10.85	233.31	-	10.77	233.39	-	
MW-28S	Maple Street ROW	263.85	37	27-37	29.61	234.24	-	29.86	233.99	-	
MW-29S	St. Joseph Church Front Lawn	244.09	18	8-18	11.07	233.02	-	10.98	233.11	-	
MW-29D		244.00	75	65-75	11.00	233.00	-	10.96	233.04	-	
MW-30S	Rear of Substation	244.46	12	2-12	7.60	236.86	-	7.67	236.79	-	
MW-31S	West Street ROW	246.16	17	7-17	-	-	-	10.12	236.04	-	
MW-32S	Inner Substation	249.50	20	10-20	14.62	234.88	-	-	-	-	
MW-33S		247.19	19	9-19	12.03	235.16	-	-	-	-	
MW-34S		247.09	15	5-15	8.12	238.97	-	-	-	-	
MW-35S		247.68	17	7-17	8.63	239.05	-	-	-	-	
MW-36S		246.36	15	5-15	7.65	238.71	-	-	-	-	
MW-37S	Outer Substation Area	260.21	28	18-28	-	-	-	26.33	233.88	-	
MW-37D		260.77	85	75-85	26.45	234.32	-	26.66	234.11	-	
MW-37BR		260.05	105	95-105	25.91	234.14	-	26.07	233.98	-	
MW-38S	Rear of Substation	243.31	9	4-9	6.70	236.61	-	6.79	236.52	-	
MW-39S		243.76	9	4-9	6.94	236.82	-	6.93	236.83	-	
MW-40S	Front of school	245.19	20	10-20	-	-	-	12.00	233.19	-	
MW-41S	Front of St. Joseph Church	244.46	20	10-20	-	-	-	11.66	232.80	-	
MW-42S	NE of Windsor Ave and West St intersection	243.20	20	10-20	-	-	-	10.36	232.84	-	
MW-42M		243.21	37	27-37	-	-	-	10.26	232.95	-	
MW-43S	SW of West St and Union St intersection	244.60	20	10-20	-	-	-	11.96	232.64	-	
MW-43M		244.70	34	24-34	-	-	-	12.09	232.61	-	

Notes:

Only monitoring wells gauged on December 9, 2020 shown

"S" denotes a water table monitoring well (Shallow Groundwater Zone)

"M" denotes an intermediate monitoring well (Intermediate Groundwater Zone)

"D" denotes a deep monitoring well (Deep Groundwater Zone)

"BR" denotes a bedrock monitoring well (Bedrock Groundwater Zone)

Denotes product observed in the well : measured or observed during development or pumping.

Elevation for measuring point was surveyed by Kratzer Jones Associates in 2016, 2017, 2018, 2019, & 2020. Elevations in NAVD 88.

Elevation for MW-41S/M & MW-4S/M measuring point was surveyed by Tighe & Bond in on December 9, 2020. Elevations in NAVD 88.

Tighe&Bond

TABLE 3
Summary of 2020 Soil Analytical Data
Rockville Former MGP Site
13 Maple Street
Rockville, CT
Last Updated: 12/18/2020

Location	CT DEEP RSRs				On-Site																	
					Inner Substation Area																	
Sample Name					SB-73	DUP-7-2-20	SB-74	SB-75	SB-75^'	SB-76	SB-76	SB-76	SB-77	SB-77	SB-77	SB-78	SB-78	SB-78	SB-79	SB-79	SB-79	SB-79	SB-80	SB-80	SB-80
Sample Depth					10 - 11.5 ft	10 - 11.5 ft	12 - 14 ft	5 - 7 ft	15 - 16 ft	0 - 2 ft	2 - 4 ft	4 - 6 ft	0 - 2 ft	2 - 4 ft	4 - 6 ft	0 - 1 ft	1 - 2 ft	3 - 4 ft	5 - 6 ft	0 - 1 ft	1 - 2 ft	3 - 4 ft	5 - 6 ft	0 - 1 ft	3 - 4 ft	5 - 6 ft
Sample Date					7/2/2020	7/2/2020	7/2/2020	7/2/2020	7/2/2020	7/1/2020	7/1/2020	7/1/2020	7/1/2020	7/1/2020	7/1/2020	7/1/2020	7/1/2020	7/1/2020	7/1/2020	7/1/2020	7/1/2020	7/1/2020	7/1/2020	7/1/2020	7/1/2020	7/1/2020
Lab Sample ID	RES DEC^	I/C DEC^	GB PMC**~	10X GWPC	CG26696	CG26700	CG26697	CG26698	CG26699	CG26236	CG26237	CG26238	CG26239	CG26240	CG26241	CG26242	CG26243	CG26244	CG26245	CG26246	CG26247	CG26248	CG26249	CG26250	CG26252	CG26253
Lab Report ID					GCG26696	GCG26696	GCG26696	GCG26696	GCG26696	GCG26236	GCG26236	GCG26236	GCG26236	GCG26236	GCG26236	GCG26236	GCG26236	GCG26236	GCG26236	GCG26236	GCG26236	GCG26236	GCG26236	GCG26236	GCG26236	GCG26236
Parent Sample					-	CG26696	-	-	-	-	-	-	-	-	-	-	-	-	-	-	-	-	-	-	-	-
CT ETPH (mg/Kg)	500	2,500	2,500	NA	<52	87	<51	<51	740	-	-	-	-	-	-	-	-	-	-	-	270	-	-	-	-	-
VOCs (mg/Kg)																										
Benzene	21	200	0.2	NA	-	-	-	-	-	-	-	-	-	-	-	-	<0.0057	<0.0079	<0.0100	-	0.51	<0.0100	<0.0100	<0.0054	<0.0140	<0.0180
Ethylbenzene	500	1,000	10.1	NA	-	-	-	-	-	-	-	-	-	-	-	-	<0.0057	<0.0079	<0.0100	-	<0.0065	<0.0100	<0.0100	<0.0054	<0.0140	<0.0180
Methylene Chloride (Dichloromethane)	82	760	1	NA	-	-	-	-	-	-	-	-	-	-	-	-	<0.0110	<0.0160	<0.0200	-	<0.0130	<0.0210	<0.0200	0.02	<0.0280	<0.0350
Naphthalene	1,000	2,500	56	NA	-	-	-	-	-	-	-	-	-	-	-	-	0.42	1.1	0.24	-	0.42	<0.6000	<0.0100	<0.0054	<0.6400	0.96
Styrene	500	1,000	20	NA	-	-	-	-	-	-	-	-	-	-	-	-	<0.0057	<0.0079	<0.0100	-	<0.0065	<0.0100	<0.0100	<0.0054	<0.0140	<0.0180
Tetrachloroethylene (PCE)	12	110	1	NA	-	-	-	-	-	-	-	-	-	-	-	-	0.0067	0.31	0.22	-	26	2	1.1	<0.0054	1	0.82
Toluene	500	1,000	67	NA	-	-	-	-	-	-	-	-	-	-	-	-	<0.0057	<0.0079	<0.0100	-	0.76	<0.0100	<0.0100	<0.0054	<0.0140	0.38
Trimethylbenzene, 1,2,4-	*500*	*1,000*	*28*	NA	-	-	-	-	-	-	-	-	-	-	-	-	0.011	<0.0079	<0.0100	-	<1.000	<0.6000	<0.0100	<0.0054	<0.6400	<0.0180
Trimethylbenzene, 1,3,5-	*500*	*1,000*	*28*	NA	-	-	-	-	-	-	-	-	-	-	-	-	0.0063	<0.0079	<0.0100	-	<1.000	<0.6000	<0.0100	<0.0054	<0.6400	<0.0180
Xylene (Total)	500	1,000	19.5	NA	-	-	-	-	-	-	-	-	-	-	-	-	<0.0057	<0.0079	<0.0100	-	<0.0065	<0.0100	<0.0100	<0.0054	<0.0140	<0.0180
Xylene, m,p-[1]	NE	NE	NE	NA	-	-	-	-	-	-	-	-	-	-	-	-	<0.0057	<0.0079	<0.0100	-	<0.0065	<0.0100	<0.0100	<0.0054	<0.0140	<0.0180
Xylene, o-[1]	NE	NE	NE	NA	-	-	-	-	-	-	-	-	-	-	-	-	<0.0057	<0.0079	<0.0100	-	<0.0065	<0.0100	<0.0100	<0.0054	<0.0140	<0.0180
SPLP VOCs (ug/L)																										
Benzene	NA	NA	NA	10	-	-	-	-	-	-	-	-	-	-	-	-	-	<1.0	-	-	<1.0	<1.0	<1.0	-	<1.0	1.7
Naphthalene	NA	NA	NA	2,800	-	-	-	-	-	-	-	-	-	-	-	-	-	-	-	-	<1.0	<1.0	-	-	-	6.9
Tetrachloroethylene (PCE)	NA	NA	NA	50	-	-	-	-	-	-	-	-	-	-	-	-	-	-	-	-	6.4	6.7	-	-	-	1.1
Toluene	NA	NA	NA	10,000	-	-	-	-	-	-	-	-	-	-	-	-	-	-	-	-	<1.0	<1.0	-	-	-	1.3
PAHs (mg/Kg)																										
Acenaphthene	*1,000*	*2,500*	*84*	NA	<0.2500	<0.2400	<0.2400	<0.2400	<0.2400	0.56	<0.2600	<0.2600	<0.2600	<0.2400	5.4	0.37	1.3	0.61	<0.2800	<0.2300	<0.2600	<0.2700	<0.2900	<0.2500	<0.2700	3.3
Acenaphthylene	1,000	2,500	84	NA	0.67	0.81	<0.2400	1.1	5.7	12	3.8	0.97	2.3	0.29	64	150	9.3	4.7	0.6	1.4	1.6	2.2	2.1	3.3	0.57	60
Anthracene	1,000	2,500	400	NA	<0.2500	<0.2400	<0.2400	<0.2400	1.5	12	3.6	0.41	1.5	<0.2400	64	4.9	6.9	13	0.87	0.6	0.62	0.75	1.2	1.7	0.29	39
Benzo(a)anthracene	1	7.8	1	NA	<0.2500	<0.2400	<0.2400	<0.2400	0.45	**39**	**24**	**10**	7	0.81	**160**	**150**	**20**	**32**	3.9	1.7	0.97	0.68	1.9	5.7	0.93	**79**
Benzo(a)pyrene	1	1	1	NA	**1.5**	**1.7**	<0.2400	0.77	4.3	**42**	**25**	**11**	**8.7**	**1.7**	**150**	**190**	**20**	**30**	**4.5**	**3.3**	**2.2**	**1.1**	**1.8**	**5.3**	**1.1**	**45**
Benzo(b)fluoranthene	1	7.8	1	NA	0.6	0.67	<0.2400	0.42	2.1	**31**	**18**	7.3	6.4	1.1	**91**	**120**	**13**	**20**	6.9	2.4	1.3	1.3	1.9	3.2	1	**52**
Benzo(g,h,i)perylene	*8.4*	*78*	*s*	NA	*1.1*	*1.2*	<0.2400	0.47	*2*	*24*	*13*	*3.9*	*5.3*	0.95	*63*	***110***	*9.8*	*15*	*4.6*	*2.4*	*2.2*	*2.2*	*3.8*	*4.1*	*1.3*	*45*
Benzo(k)fluoranthene	8.4	78	1	NA	0.42	0.49	<0.2400	<0.2400	1.6	29	19	5.5	7	1.1	57	**120**	13	21	5.1	2.3	1.3	0.87	1.9	3.2	0.97	41
Chrysene	*84*	*780*	*1*	NA	0.34	0.38	<0.2400	<0.2400	*1.4*	35	*21*	*8.7*	*7.1*	0.77	*130*	*160*	*18*	*28*	*4*	*2.1*	*1.3*	*1.4*	*2.4*	*7.7*	*1.1*	*100*
Dibenz(a,h)anthracene	*1*	*1*	*1*	NA	<0.2500	0.27	<0.2400	<0.2400	0.7	***7.9***	***4.3***	***1.7***	***1.5***	0.36	***24***	***3.6***	***3.9***	***5.9***	***1.7***	0.82	0.8	0.67	0.78	***1.4***	0.43	***8.4***
Fluoranthene	1,000	2,500	56	NA	<0.2500	<0.2400	<0.2400	<0.2400	0.4	57	38	7.3	12	0.94	290	190	32	52	2.6	1.2	0.76	0.84	3.7	5.1	0.62	230
Fluorene	1,000	2,500	56	NA	<0.2500	<0.2400	<0.2400	<0.2400	0.75	3.2	0.65	<0.2600	0.5	<0.2400	40	1	5.8	4	0.28	0.26	0.43	0.42	<0.2900	0.8	<0.2700	22
Indeno(1,2,3-cd)pyrene	*1*	*7.8*	*1*	NA	0.96	*1.1*	<0.2400	0.59	*1.9*	***25***	***15***	*4.3*	*4.2*	*1.2*	***59***	***100***	***11***	***16***	*4.6*	*2.3*	*2.2*	*2*	*3*	*3.2*	*1.2*	***33***
Methylnaphthalene, 2-	*270*	*1,000*	*5.6*	NA	<0.2500	<0.2400	<0.2400	<0.2400	<0.2400	1.8	0.32	<0.2600	0.48	<0.2400	*20*	0.49	3	1	0.29	<0.2300	2.5	1.3	0.53	0.54	0.59	*17*
Naphthalene	1,000	2,500	56	NA	<0.2500	<0.2400	<0.2400	<0.2400	<0.2400	3.1	0.85	0.28	0.91	<0.2400	35	0.68	1.1	2	0.49	<0.2300	2.7	0.99	1	0.63	0.87	38
Phenanthrene	1,000	2,500	40	NA	<0.2500	<0.2400	<0.2400	<0.2400	<0.2400	40	15	0.42	2.6	0.41	210	3.5	26	39	2.6	0.96	1.2	0.9	1.4	4.3	0.5	300
Pyrene	1,000	2,500	40	NA	<0.2500	<0.2400	<0.2400	<0.2400	1.7	55	37	15	12	0.99	280	310	36	49	2.7	2.4	1.4	1.5	5.9	15	0.9	370
SPLP SVOCS (ug/L)																										
Acenaphthylene	NA	NA	NA	4,200	<0.29	<0.28	-	-	2.4	-	-	-	-	-	-	-	-	-	-	-	-	-	-	-	-	-
Anthracene	NA	NA	NA	20,000	<0.49	<0.47	-	-	0.57	-	-	-	-	-	-	-	-	-	-	-	-	-	-	-	-	-
Benzo(a)anthracene	NA	NA	NA	0.6	<0.05	<0.05	-	-	0.2	-	-	-	-	-	-	-	-	-	-	-	-	-	-	-	-	-
Benzo(a)pyrene	NA	NA	NA	2	<0.19	<0.19	-	-	1.5	-	-	-	-	-	-	-	-	-	-	-	-	-	-	-	-	-
Benzo(b)fluoranthene	NA	NA	NA	0.8	<0.07	<0.07	-	-	0.71	-	-	-	-	-	-	-	-	-	-	-	-	-	-	-	-	-
Benzo(g,h,i)perylene	NA	NA	NA	*4.8*	<0.47	<0.45	-	-	0.98	-	-	-	-	-	-	-	-	-	-	-	-	-	-	-	-	-
Benzo(k)fluoranthene	NA	NA	NA	5	<0.29	<0.28	-	-	0.58	-	-	-	-	-	-	-	-	-	-	-	-	-	-	-	-	-
Chrysene	NA	NA	NA	*48*	<0.49	<0.47	-	-	0.5	-	-	-	-	-	-	-	-	-	-	-	-	-	-	-	-	-
Dibenz(a,h)anthracene	NA	NA	NA	*1*	<0.10	<0.09	-	-	0.3	-	-	-	-	-	-	-	-	-	-	-	-	-	-	-	-	-
Indeno(1,2,3-cd)pyrene	NA	NA	NA	*1*	<0.10	<0.09	-	-	*1.2*	-	-	-	-	-	-	-	-	-	-	-	-	-	-	-	-	-
Methylnaphthalene, 2-	NA	NA	NA	*280*	<0.49	<0.47	-	-	0.58	-	-	-	-	-	-	-	-	-	-	-	-	-	-	-	-	-
Pyrene	NA	NA	NA	2,000	<0.49	<0.47	-	-	0.82	-	-	-	-	-	-	-	-	-	-	-	-	-	-	-	-	-
Pesticides (mg/Kg)																										
Dieldrin	0.038	0.36	0.007	NA	-	-	-	-	-	<0.0038	-	-	<0.0037	-	-	<0.0035	-	-	-	<0.0034	-	-	-	<0.0035	-	-
Herbicides (mg/Kg)	Varies	Varies	Varies	NA	-	-	-	-	-	BRL	-	-	BRL	-	-	BRL	-	-	-	BRL	-	-	-	BRL	-	-
PCBs (mg/Kg)																										
PCBs (Total)	1	10	NA	NA	-	-	-	-	-	-	-	-	-	-	-	-	-	-	-	-	-	-	-	-	-	-

Tighe&Bond

TABLE 4
Summary of 2020 Groundwater Analytical Data
Rockville Former MGP Site
13 Maple Street
Rockville, Vernon, CT
Last Updated: 12/17/2020

Location	CTDEEP RSR				On-Site																							
					Inner Substation Area														Outer Substation Area									
Sample ID					MW-33S		MW-34S				MW-35S	MW-DUP	MW-35S	MW-36S		MW-03DR^	MW-4SR		MW-06S				MW-09S		MW-10BR	MW-37D	DUP-1	MW-37BR
Sample Date					12/19/2019	3/18/2020	12/19/2019	3/18/2020	6/30/2020	9/22/2020	12/19/2019	12/19/2019	3/18/2020	12/19/2019	3/18/2020	9/28/2020	12/19/2019	3/18/2020	3/18/2020	5/28/2020	9/22/2020	12/3/2020	3/18/2020	6/9/2020	6/9/2020	5/28/2020	5/28/2020	5/28/2020
Lab Sample ID					CE91856	CF53154	CE91857	CF53155	CG24451	CG82559	CE91858	CE91861	CF53156	CE91859	CF53159	CG86900	CE91860	CF53157	CF53160	CG03080	CG82560	CH24548	CF53161	CG09702	CG09700	CG03078	CG03081	CG03079
Duplicate Sample					-	-	-	-	-	-	-	CE91858	-	-	-	-	-	-	-	-	-	-	-	-	-	-	CG03078	-
CT ETPH (ug/L)	*250*	*250*	*250*	*250*	<66	***310***	<66	85	<66	-	***1,100***	***1,200***	***1,500***	<66	<66	***270***	<66	<66	<66	<66	<66	<73	***4,700***	-	<66	<66	<66	<66
MA EPH (ug/L)																												
Aromatic C11-C22 Unadjusted	NE	NE	NE	NE	-	-	-	-	-	-	-	-	370	-	-	-	-	-	-	-	-	-	-	-	-	-	-	-
Aliphatic C19-C36	*530*	*1,000*	NE	NE	-	-	-	-	-	-	-	-	<100	-	-	-	-	-	-	-	-	-	-	-	-	-	-	-
Aliphatic C9-C18	*770*	*700*	*100*	*155*	-	-	-	-	-	-	-	-	<100	-	-	-	-	-	-	-	-	-	-	-	-	-	-	-
Aromatic C11-C22	*100*	*140*	*1,710*	*12,000*	-	-	-	-	-	-	-	-	***110***	-	-	-	-	-	-	-	-	-	-	-	-	-	-	-
Total TPH	NE	NE	NE	NE	-	-	-	-	-	-	-	-	110	-	-	-	-	-	-	-	-	-	-	-	-	-	-	-
Naphthalene	*210*	280	NE	NE	-	-	-	-	-	-	-	-	90	-	-	-	-	-	-	-	-	-	-	-	-	-	-	-
MA VPH (ug/L)																												
Aliphatic C5-C8	*200*	*280*	*100*	*215*	-	-	-	-	-	-	<100	<500	***200***	-	-	-	-	-	-	-	-	-	-	-	-	-	-	-
Aliphatic C9-C12	*770*	*700*	*100*	*160*	-	-	-	-	-	-	***740***	***520***	***570***	-	-	-	-	-	-	-	-	-	-	-	-	-	-	-
Aromatic C9-C10	*200*	*100*	*450*	*3,300*	-	-	-	-	-	-	***400***	<500	***310***	-	-	-	-	-	-	-	-	-	-	-	-	-	-	-
Aliphatic C5-C8 Unadjusted	NE	NE	NE	NE	-	-	-	-	-	-	250	<500	210	-	-	-	-	-	-	-	-	-	-	-	-	-	-	-
Aliphatic C9-C12 Unadjusted	NE	NE	NE	NE	-	-	-	-	-	-	1,200	930	940	-	-	-	-	-	-	-	-	-	-	-	-	-	-	-
Benzene	710	1	215	530	-	-	-	-	-	-	110	100	95	-	-	-	-	-	-	-	-	-	-	-	-	-	-	-
Ethylbenzene	580,000	700	50,000	50,000	-	-	-	-	-	-	44	40	39	-	-	-	-	-	-	-	-	-	-	-	-	-	-	-
Methyl Tert-Butyl Ether (MTBE)	*10,000*	*100*	50,000	50,000	-	-	-	-	-	-	<1	<5	<1	-	-	-	-	-	-	-	-	-	-	-	-	-	-	-
Toluene	*4,000,000*	*1,000*	23,500	50,000	-	-	-	-	-	-	18	16	7.7	-	-	-	-	-	-	-	-	-	-	-	-	-	-	-
Xylene, m,p-					-	-	-	-	-	-	18	16	7.2	-	-	-	-	-	-	-	-	-	-	-	-	-	-	-
Xylene, o-					-	-	-	-	-	-	24	23	20	-	-	-	-	-	-	-	-	-	-	-	-	-	-	-
Cyanide (ug/L)	52	200	NE	NE	-	-	-	-	-	-	-	-	-	-	-	<10	-	-	-	-	-	-	-	-	-	<10	<10	<10
Metals (ug/L)																												
Antimony	86,000	6	NE	NE	-	-	-	-	-	-	-	-	-	-	-	<5	-	-	-	-	-	-	-	-	-	<5	<5	<5
Arsenic	4	50	NE	NE	-	-	-	-	-	-	-	-	-	-	-	<4	-	-	-	-	-	-	-	-	-	<4	<4	<4
Barium	*2,200*	1,000	NE	NE	-	-	-	-	-	-	-	-	-	-	-	101	-	-	-	-	-	-	-	-	-	423	427	261
Beryllium	4	4	NE	NE	-	-	-	-	-	-	-	-	-	-	-	<1	-	-	-	-	-	-	-	-	-	<1	<1	<1
Cadmium	6	5	NE	NE	-	-	-	-	-	-	-	-	-	-	-	<1	-	-	-	-	-	-	-	-	-	<1	<1	<1
Chromium (Total)	NE	50	NE	NE	-	-	-	-	-	-	-	-	-	-	-	<1	-	-	-	-	-	-	-	-	-	<1	<1	<1
Copper	48	1,300	NE	NE	-	-	-	-	-	-	-	-	-	-	-	<5	-	-	-	-	-	-	-	-	-	<5	<5	<5
Lead	13	15	NE	NE	<2	<2	<2	<2	-	-	<2	<2	<2	<2	<2	<2	<2	<2	-	-	-	-	-	-	-	<2	<2	<2
Mercury	0.4	2	NE	NE	-	-	-	-	-	-	-	-	-	-	-	<0.2	-	-	-	-	-	-	-	-	-	<0.2	<0.2	<0.2
Nickel	880	100	NE	NE	-	-	-	-	-	-	-	-	-	-	-	1	-	-	-	-	-	-	-	-	-	<1	<1	<1
Selenium	50	50	NE	NE	-	-	-	-	-	-	-	-	-	-	-	<10	-	-	-	-	-	-	-	-	-	<10	<10	<10
Silver	12	36	NE	NE	-	-	-	-	-	-	-	-	-	-	-	<1	-	-	-	-	-	-	-	-	-	<1	<1	1
Vanadium	*270*	5	NE	NE	-	-	-	-	-	-	-	-	-	-	-	<2	-	-	-	-	-	-	-	-	-	<2	<2	<2
Zinc	123	50	NE	NE	-	-	-	-	-	-	-	-	-	-	-	<4	-	-	-	-	-	-	-	-	-	4	<4	<4
Thallium	63	5,000	NE	NE	-	-	-	-	-	-	-	-	-	-	-	<0.5	-	-	-	-	-	-	-	-	-	<0.5	<0.5	<0.5
VOCs (ug/L)																												
Benzene	*710*	1	215	530	-	-	-	-	-	-	130	130	110	-	-	5.4	-	-	-	-	-	-	-	-	-	<0.7	<0.7	<0.7
Dichloroethane, 1,1-	*4,100*	*70*	34,600	50,000	-	-	-	-	-	-	<10	<1	<1	-	-	<1	-	-	-	-	-	-	-	-	-	<1	<1	5.3
Ethylbenzene	580,000	*700*	50,000	50,000	-	-	-	-	-	-	39	39	42	-	-	7.9	-	-	-	-	-	-	-	-	-	<1	<1	<1
Isopropylbenzene (cumene)	*210*	*25*	*900*	*2,200*	-	-	-	-	-	-	<10	5.4	5.8	-	-	<1	-	-	-	-	-	-	-	-	-	<1	<1	<1
Naphthalene	*210*	280	NE	NE	-	-	-	-	-	-	***370***	***370***	130	-	-	80	-	-	-	-	-	-	-	-	-	<1	<1	<1
Propylbenzene, n-	*10,000*	*50*	*1,200*	*2,900*	-	-	-	-	-	-	<10	2	2.5	-	-	<1	-	-	-	-	-	-	-	-	-	<1	<1	<1
Styrene	*320*	*100*	580	2,065	-	-	-	-	-	-	<10	<1	<1	-	-	3	-	-	-	-	-	-	-	-	-	<1	<1	<1
Toluene	*4,000,000*	*1,000*	23,500	50,000	-	-	-	-	-	-	16	20	7.8	-	-	21	-	-	-	-	-	-	-	-	-	<1	<1	<1
Trichloroethane, 1,1,1-	*62,000*	*NE*	20,400	50,000	-	-	-	-	-	-	<10	<1	<1	-	-	<1	-	-	-	-	-	-	-	-	-	<1	<1	1.1
Trimethylbenzene, 1,2,4-	*150*	*140*	*940*	*12,800*	-	-	-	-	-	-	<10	13	5.3	-	-	4	-	-	-	-	-	-	-	-	-	<1	<1	<1
Trimethylbenzene, 1,3,5-	*260*	*140*	*730*	*10,000*	-	-	-	-	-	-	<10	2.6	1.6	-	-	1.3	-	-	-	-	-	-	-	-	-	<1	<1	<1
Xylene (Total)	*270*	*530*	21,300	50,000	-	-	-	-	-	-	34	37	31.8	-	-	33	-	-	-	-	-	-	-	-	-	<1	<1	<1
Xylene, m,p-	NE	NE	NE	NE	-	-	-	-	-	-	12	15	7.8	-	-	21	-	-	-	-	-	-	-	-	-	<1	<1	<1
Xylene, o-	NE	NE	NE	NE	-	-	-	-	-	-	22	22	24	-	-	12	-	-	-	-	-	-	-	-	-	<1	<1	<1
PAHs (ug/L)																												
Acenaphthene	*150*	*420*	*30,500*	*50,000*	<0.47	6.7	<0.47	0.61	<0.47	<0.47	78	88	89	<0.48	<0.47	1.8	<0.47	<0.47	<0.47	<0.47	<0.48	<0.48	***210***	***200***	<0.47	<0.47	<0.47	<0.48
Acenaphthylene	0.3	420	NE	NE	0.29	**1.1**	<0.28	<0.28	<0.28	<0.28	**3.9**	**4.2**	**3.8**	<0.29	<0.28	**4.9**	<0.28	<0.28	<0.28	<0.28	<0.29	<0.29	**2.5**	**2.3**	<0.28	<0.28	<0.28	<0.29
Anthracene	1,100,000	2,000	NE	NE	<0.47	<0.47	<0.47	<0.47	<0.47	<0.47	15	15	16	<0.48	<0.47	1.2	<0.47	<0.47	<0.47	<0.47	<0.48	<0.48	6.3	7.8	<0.47	<0.47	<0.47	<0.48
Benzo(a)anthracene	0.3	0.06	NE	NE	<0.05	<0.05	0.11	0.24	0.17	**0.32**	**1.1**	**1.1**	**0.88**	<0.05	<0.05	0.23	<0.05	<0.05	<0.05	<0.05	<0.05	<0.05	0.18	**0.34**	<0.05	<0.05	<0.05	<0.05
Benzo(a)pyrene	0.3	0.2	NE	NE	<0.19	<0.19	<0.19	<0.19	<0.19	<0.19	**0.45**	**0.45**	**0.34**	<0.19	<0.19	<0.19	<0.19	<0.19	<0.19	<0.19	<0.19	<0.19	<0.19	<0.19	<0.19	<0.19	<0.19	<0.19
Benzo(b)fluoranthene	0.3	0.08	NE	NE	<0.07	<0.07	<0.07	<0.07	<0.07	<0.07	0.28	0.28	0.2	<0.07	<0.07	<0.07	<0.07	<0.07	<0.07	<0.07	<0.07	<0.07	<0.07	<0.07	<0.07	<0.07	<0.07	<0.07
Benzo(k)fluoranthene	0.3	0.5	NE	NE	<0.28	<0.28	<0.28	<0.28	<0.28	<0.28	**0.36**	**0.36**	0.3	<0.29	<0.28	<0.28	<0.28	<0.28	<0.28	<0.29	<0.29	<0.29	<0.28	<0.28	<0.28	<0.28	<0.28	<0.29
Chrysene	*0.54*	*4.8*	NE	NE	<0.47	<0.47	<0.47	<0.47	<0.47	<0.47	***0.78***	***0.8***	***0.61***	<0.48	<0.47	<0.47	<0.47	<0.47	<0.47	<0.47	<0.48	<0.48	<0.47	<0.47	<0.47	<0.47	<0.47	<0.48
Fluoranthene	3,700	280	NE	NE	<0.47	<0.47	0.81	1.7	1.2	1.7	13	12	12	<0.48	<0.47	1.2	<0.47	<0.47	<0.47	<0.47	<0.48	<0.48	2.1	2.9	<0.47	<0.47	<0.47	<0.48
Fluorene	140,000	280	NE	NE	<0.47	1.2	<0.47	<0.47	<0.47	<0.47	55	61	59	<0.48	<0.47	1.5	<0.47	<0.47	<0.47	<0.47	<0.48	<0.48	78	76	<0.47	<0.47	<0.47	<0.48
Indeno(1,2,3-cd)pyrene	*0.54*	0.1	NE	NE	<0.09	<0.09	<0.09	<0.09	<0.09	<0.09	0.22	0.23	0.15	<0.1	<0.09	<0.09	<0.09	<0.09	<0.09	<0.09	<0.1	<0.1	<0.09	<0.09	<0.09	<0.09	<0.09	<0.1
Methylnaphthalene, 2-	*62*	*28*	*1,000*	*13,100*	<0.47	<0.47	<0.47	<0.47	<0.47	<0.47	6	6.7	2.5	<0.48	<0.47	7.3	<0.47	<0.47	<0.47	<0.47	<0.48	<0.48	***220***	***250***	<0.47	<0.47	<0.47	<0.48
Naphthalene	*210*	*280*	NE	NE	<0.47	0.62	<0.47	<0.47	<0.47	<0.47	170	160	94	<0.48	<0.47	66	<0.47	<0.47	<0.47	<0.47	<0.48	<0.48	***2,800***	***2,000***	<0.47	<0.47	<0.47	<0.48
Phenanthrene	*14*	*200*	NE	NE	<0.06	<0.06	<0.06	0.09	<0.06	0.06	***55***	***59***	***68***	<0.06	<0.06	4.3	<0.06	<0.06	<0.06	<0.06	<0.06	<0.06	***55***	***62***	<0.06	<0.06	<0.06	<0.06
Pyrene	110,000	200	NE	NE	<0.47	<0.47	<0.47	3.7	2.6	3.3	8.7	9	7.8	<0.48	<0.47	1.4	<0.47	<0.47	<0.47	<0.47	<0.48	<0.48	2.2	3.1	<0.47	<0.47	<0.47	<0.48

Notes:
CT DEEP RSRs - Connecticut Department of Energy & Environmental Protection Remediation Standard Regulations and *Additional Polluting Substance and Alternative Criteria (APS).*

SWPC - Surface Water Protection Criteria
RES VC - Residential Volatilization Criteria
I/C VC - Industrial/Commercial Volatilization Criteria
ug/L - micrograms per Liter
CT ETPH - Connecticut Extractable Total Petroleum Hydrocarbons
VOCs - Volatile Organic Compounds
PAHs - Polycyclic Aromatic Hydrocarbons
ND - Not detected above listed laboratory reporting limit
NE - RSR criteria not established
* - GWPC only applies to MW-31S, MW-42S, MW-42M installed at the boundary between the GA/GB Groundwater Areas
[1]- Xylene criteria apply to Total Xylenes only
^ - Volatilization Criteria Does Not Apply to Wells Screen Greater Than 15' Below the Water table

Only compounds detected are summarized in the table (compounds that are not listed were not detected)
Bolded and boxed results indicate RES and/or I/C VC exceedance
Blue and bolded results indicate SWPC exceedance
Grey shaded results indicate GWPC exceedance
- Sample not analyzed

Tighe&Bond

TABLE 4
Summary of 2020 Groundwater Analytical Data
Rockville Former MGP Site
13 Maple Street
Rockville, Vernon, CT
Last Updated: 12/17/2020

Location	CTDEEP RSR				On-Site				Off-Site													
					Outer Substation Area				St. Josephs Church Property										West Street ROW			
Sample ID					MW-39S				MW-14M	MW-26S	MW-26D	MW-26BR	MW-29S	MW-29D	MW-40S	MW-41S	MW-43S	MW-43M	MW-31S*		MW-42S*	MW-42M*	
Sample Date					3/18/2020	6/9/2020	9/22/2020	12/3/2020	7/15/2020	6/8/2020	6/8/2020	6/8/2020	6/8/2020	6/9/2020	7/15/2020	7/15/2020	11/6/2020	11/6/2020	1/27/2020	7/15/2020	11/6/2020	12/3/2020	12/3/2020
Lab Sample ID	SWPC	GWPC*	RES VC	I/C VC	CF53162	CG09701	CG82561	CH24549	CG34120	CG08833	CG08834	CG08835	CG08836	CG09699	CG34122	CG34123	CH10485	CH10486	CF21130	CG34121	CH10484	CH24550	CH24551
Duplicate Sample	-	-	-	-	-	-	-	-	-	-	-	-	-	-	-	-	-	-	-	-	-	-	GW-DUP-1
CT ETPH (ug/L)	*250*	*250*	*250*	*250*	***350***	130	<67	<66	***1,100***	<66	<66	<66	***1,200***	<66	<66	***460***	<67	<66	<66	<66	<66	**680**	**490**
MA EPH (ug/L)																							
Aromatic C11-C22 Unadjusted	NE	NE	NE	NE	-	-	-	-	-	-	-	-	-	-	-	-	-	-	-	-	-	-	-
Aliphatic C19-C36	*530*	*1,000*	NE	NE	-	-	-	-	-	-	-	-	-	-	-	-	-	-	-	-	-	-	-
Aliphatic C9-C18	*770*	*700*	*100*	*155*	-	-	-	-	-	-	-	-	-	-	-	-	-	-	-	-	-	-	-
Aromatic C11-C22	*100*	*140*	*1,710*	*12,000*	-	-	-	-	-	-	-	-	-	-	-	-	-	-	-	-	-	-	-
Total TPH	NE	NE	NE	NE	-	-	-	-	-	-	-	-	-	-	-	-	-	-	-	-	-	-	-
Naphthalene	*210*	280	NE	NE	-	-	-	-	-	-	-	-	-	-	-	-	-	-	-	-	-	-	-
MA VPH (ug/L)																							
Aliphatic C5-C8	*200*	*280*	*100*	*215*	-	-	-	-	-	-	-	-	-	-	-	-	-	-	-	-	-	-	-
Aliphatic C9-C12	*770*	*700*	*100*	*160*	-	-	-	-	-	-	-	-	-	-	-	-	-	-	-	-	-	-	-
Aromatic C9-C10	*200*	*100*	*450*	*3,300*	-	-	-	-	-	-	-	-	-	-	-	-	-	-	-	-	-	-	-
Aliphatic C5-C8 Unadjusted	NE	NE	NE	NE	-	-	-	-	-	-	-	-	-	-	-	-	-	-	-	-	-	-	-
Aliphatic C9-C12 Unadjusted	NE	NE	NE	NE	-	-	-	-	-	-	-	-	-	-	-	-	-	-	-	-	-	-	-
Benzene	710	1	215	530	-	-	-	-	-	-	-	-	-	-	-	-	-	-	-	-	-	-	-
Ethylbenzene	580,000	700	50,000	50,000	-	-	-	-	-	-	-	-	-	-	-	-	-	-	-	-	-	-	-
Methyl Tert-Butyl Ether (MTBE)	*10,000*	*100*	50,000	50,000	-	-	-	-	-	-	-	-	-	-	-	-	-	-	-	-	-	-	-
Toluene	*4,000,000*	*1,000*	23,500	50,000	-	-	-	-	-	-	-	-	-	-	-	-	-	-	-	-	-	-	-
Xylene, m,p-					-	-	-	-	-	-	-	-	-	-	-	-	-	-	-	-	-	-	-
Xylene, o-					-	-	-	-	-	-	-	-	-	-	-	-	-	-	-	-	-	-	-
Cyanide (ug/L)	52	200	NE	NE	-	-	-	-	<10	<10	<10	<10	<10	<10	<10	<10	<10	<10	-	<10	<10	<10	<10
Metals (ug/L)																							
Antimony	86,000	6	NE	NE	-	-	-	-	<5	-	-	-	-	-	<5	<5	<5	<5	-	<5	<5	<5	<5
Arsenic	4	50	NE	NE	-	-	-	-	<4	<4	<4	<4	<4	<4	<4	<4	<4	<4	-	<4	<4	<4	<4
Barium	*2,200*	1,000	NE	NE	-	-	-	-	199	44	96	381	229	161	74	311	224	345	-	56	67	202	201
Beryllium	4	4	NE	NE	-	-	-	-	<1	-	-	-	-	-	<1	<1	<1	<1	-	<1	<1	<1	<1
Cadmium	6	5	NE	NE	-	-	-	-	<1	<1	<1	<1	<1	<1	<1	<1	<1	<1	-	<1	<1	<1	<1
Chromium (Total)	NE	50	NE	NE	-	-	-	-	<1	<1	<1	<1	<1	<1	<1	<1	<1	<1	-	<1	1	<1	<1
Copper	48	1,300	NE	NE	-	-	-	-	<5	-	-	-	-	-	<5	<5	<5	<5	-	<5	<5	<5	<5
Lead	13	15	NE	NE	-	-	-	-	<2	<2	<2	<2	<2	<2	<2	<2	<2	<2	-	<2	<2	<2	<2
Mercury	0.4	2	NE	NE	-	-	-	-	<0.2	<0.2	<0.2	<0.2	<0.2	<0.2	<0.2	<0.2	<0.2	<0.2	-	<0.2	<0.2	<0.2	<0.2
Nickel	880	100	NE	NE	-	-	-	-	<1	-	-	-	-	-	<1	<1	<1	3	-	6	<1	<1	<1
Selenium	50	50	NE	NE	-	-	-	-	<10	<10	<10	<10	<10	<10	<10	<10	<10	<10	-	<10	<10	<10	<10
Silver	12	36	NE	NE	-	-	-	-	<1	<1	<1	<1	<1	<1	<1	<1	<1	<1	-	<1	<1	<1	<1
Vanadium	*270*	5	NE	NE	-	-	-	-	<2	-	-	-	-	-	<2	<2	<2	<2	-	<2	<2	<0.5	<0.5
Zinc	123	50	NE	NE	-	-	-	-	<4	-	-	-	-	-	<4	5	<4	7	-	<4	<4	<2	2
Thallium	63	5,000	NE	NE	-	-	-	-	<0.5	-	-	-	-	-	<0.5	<0.5	<0.5	<0.5	-	<0.5	<0.5	5	5
VOCs (ug/L)																							
Benzene	710	1	215	530	-	-	-	-	410	<0.7	<0.7	<0.7	**390**	<0.7	<0.7	200	<0.7	<0.7	<0.7	<0.7	<0.7	26	27
Dichloroethane, 1,1-	*4,100*	70	34,600	50,000	-	-	-	-	<1	<1	<1	<1	<1	<1	<1	<1	<1	<1	<1	<1	<1	<1	<1
Ethylbenzene	580,000	*700*	50,000	50,000	-	-	-	-	180	<1	2.7	<1	67	<1	<1	49	<1	<1	<1	<1	<1	64	61
Isopropylbenzene (cumene)	*210*	*25*	*900*	*2,200*	-	-	-	-	17	<1	1.3	<1	24	<1	<1	8.6	<1	<1	<1	<1	<1	7.7	7.8
Naphthalene	*210*	280	NE	NE	-	-	-	-	91	<1	5.5	<1	110	<1	<1	2.8	<1	<1	<1	<1	<1	190	210
Propylbenzene, n-	*10,000*	*50*	*1,200*	*2,900*	-	-	-	-	4.6	<1	<1	<1	5	<1	<1	2.3	<1	<1	<1	<1	<1	2.2	2.3
Styrene	*320*	*100*	580	2,065	-	-	-	-	<1	<1	<1	<1	<1	<1	<1	<1	<1	<1	<1	<1	<1	<1	<1
Toluene	*4,000,000*	*1,000*	23,500	50,000	-	-	-	-	1.1	<1	<1	<1	5.7	<1	<1	<1	<1	<1	<1	<1	<1	<1	<1
Trichloroethane, 1,1,1-	*62,000*	*NE*	20,400	50,000	-	-	-	-	<1	<1	<1	<1	<1	<1	<1	<1	<1	<1	<1	<1	<1	<1	<1
Trimethylbenzene, 1,2,4-	*150*	*140*	*940*	*12,800*	-	-	-	-	12	<1	<1	<1	11	<1	<1	<1	<1	<1	<1	<1	<1	13	13
Trimethylbenzene, 1,3,5-	*260*	*140*	*730*	*10,000*	-	-	-	-	<1	<1	<1	<1	1	<1	<1	<1	<1	<1	<1	<1	<1	<1	<1
Xylene (Total)	*270*	*530*	21,300	50,000	-	-	-	-	31.5	<1	1.9	<1	55.8	<1	<1	5.4	<1	<1	<1	<1	<1	23.4	24.4
Xylene, m,p-	NE	NE	NE	NE	-	-	-	-	2.5	<1	<1	<1	6.8	<1	<1	<1	<1	<1	<1	<1	<1	1.4	1.4
Xylene, o-	NE	NE	NE	NE	-	-	-	-	29	<1	1.9	<1	49	<1	<1	5.4	<1	<1	<1	<1	<1	22	23
PAHs (ug/L)																							
Acenaphthene	*150*	*420*	*30,500*	*50,000*	7.7	6.6	4.5	5.4	65	<0.47	4.9	<0.47	100	<0.47	<0.47	35	<0.47	<0.47	<0.47	<0.47	<0.47	34	17
Acenaphthylene	0.3	420	NE	NE	**4.3**	**4.2**	**3**	**3.1**	**1.2**	<0.28	**12**	<0.28	**2**	<0.28	<0.28	**1.8**	<0.28	<0.28	<0.28	<0.28	<0.28	<0.29	<0.29
Anthracene	1,100,000	2,000	NE	NE	0.72	0.82	<0.47	<0.47	3.3	<0.47	<0.48	<0.47	1.6	<0.47	<0.47	2.3	<0.47	<0.47	<0.47	<0.47	<0.47	2.2	1.2
Benzo(a)anthracene	0.3	0.06	NE	NE	<0.05	<0.05	<0.05	<0.05	0.08	<0.05	<0.05	<0.05	<0.05	<0.05	<0.05	0.1	<0.05	<0.05	<0.05	<0.05	<0.05	<0.05	<0.05
Benzo(a)pyrene	0.3	0.2	NE	NE	<0.19	<0.19	<0.19	<0.19	<0.19	<0.19	<0.19	<0.19	<0.19	<0.19	<0.19	<0.19	<0.19	<0.19	<0.19	<0.19	<0.19	<0.19	<0.2
Benzo(b)fluoranthene	0.3	0.08	NE	NE	<0.07	<0.07	<0.07	<0.07	<0.07	<0.07	<0.07	<0.07	<0.07	<0.07	<0.07	<0.07	<0.07	<0.07	<0.07	<0.07	<0.07	<0.07	<0.07
Benzo(k)fluoranthene	0.3	0.5	NE	NE	<0.28	<0.28	<0.28	<0.28	<0.28	<0.28	<0.29	<0.28	<0.28	<0.28	<0.28	<0.28	<0.28	<0.28	<0.28	<0.28	<0.28	<0.29	<0.29
Chrysene	*0.54*	*4.8*	NE	NE	<0.47	<0.47	<0.47	<0.47	<0.47	<0.47	<0.48	<0.47	<0.47	<0.47	<0.47	<0.47	<0.47	<0.47	<0.47	<0.47	<0.47	<0.48	<0.49
Fluoranthene	3,700	280	NE	NE	<0.47	<0.47	<0.47	<0.47	3.9	<0.47	0.65	<0.47	0.93	<0.47	<0.47	2.4	<0.47	<0.47	<0.47	<0.47	<0.47	1.3	1.0
Fluorene	140,000	280	NE	NE	5.5	5.4	1.5	3.3	17	<0.47	5	<0.47	4.4	<0.47	<0.47	12	<0.47	<0.47	<0.47	<0.47	<0.47	5.4	5.0
Indeno(1,2,3-cd)pyrene	*0.54*	0.1	NE	NE	<0.09	<0.09	<0.09	<0.09	<0.09	<0.09	<0.1	<0.09	<0.09	<0.09	<0.09	<0.09	<0.09	<0.09	<0.09	<0.09	<0.09	<0.1	<0.1
Methylnaphthalene, 2-	*62*	*28*	*1,000*	*13,100*	<0.47	<0.47	<0.47	<0.47	<0.47	<0.47	<0.48	<0.47	<0.47	<0.47	<0.47	<0.47	<0.47	<0.47	<0.47	<0.47	<0.47	0.56	0.62
Naphthalene	*210*	*280*	NE	NE	1.6	1.6	<0.47	<0.47	66	<0.47	3.3	<0.47	110	<0.47	<0.47	2	<0.47	<0.47	<0.47	<0.47	<0.47	160	200
Phenanthrene	*14*	*200*	NE	NE	0.25	0.37	0.13	0.1	11	<0.06	3.2	<0.06	5.9	<0.06	<0.06	7.8	0.06	<0.06	<0.06	<0.06	0.06	9.4	9.4
Pyrene	110,000	200	NE	NE	<0.47	<0.47	<0.47	<0.47	3.7	<0.47	0.93	<0.47	1.1	<0.47	<0.47	2.9	<0.47	<0.47	<0.47	<0.47	<0.47	1.0	<0.49

Notes:
CT DEEP RSRs - Connecticut Department of Energy & Environmental Protection Remediation Standard Regulations and *Additional Polluting Substance and Alternative Criteria (APS).*

SWPC - Surface Water Protection Criteria
RES VC - Residential Volatilization Criteria
I/C VC - Industrial/Commercial Volatilization Criteria
ug/L - micrograms per Liter
CT ETPH - Connecticut Extractable Total Petroleum Hydrocarbons
VOCs - Volatile Organic Compounds
PAHs - Polycyclic Aromatic Hydrocarbons
ND - Not detected above listed laboratory reporting limit
NE - RSR criteria not established
* - GWPC only applies to MW-31S, MW-42S, MW-42M installed at the boundary between the GA/GI
[1]- Xylene criteria apply to Total Xylenes only
^ - Volatilization Criteria Does Not Apply to Wells Screen Greater Than 15' Below the Water table

Only compounds detected are summarized in the table (compounds that are not listed were not detected)
Bolded and boxed results indicate RES and/or I/C VC exceedance
Blue and bolded results indicate SWPC exceedance
Grey shaded results indicate GWPC exceedance
- Sample not analyzed

Tighe&Bond

TABLE 3
Summary of 2020 Soil Analytical Data
Rockville Former MGP Site
13 Maple Street
Rockville, CT
Last Updated: 12/18/2020

Location	CT DEEP RSRs				On-Site																				
					Inner Substation Area																				
Sample Name					SB-73	DUP-7-2-20	SB-74	SB-75	SB-75^'	SB-76	SB-76	SB-76	SB-77	SB-77	SB-77	SB-78	SB-78	SB-78	SB-78	SB-79	SB-79	SB-79	SB-79	SB-80	SB-80	SB-80
Sample Depth					10 - 11.5 ft	10 - 11.5 ft	12 - 14 ft	5 - 7 ft	15 - 16 ft	0 - 2 ft	2 - 4 ft	4 - 6 ft	0 - 2 ft	2 - 4 ft	4 - 6 ft	0 - 1 ft	1 - 2 ft	3 - 4 ft	5 - 6 ft	0 - 1 ft	1 - 2 ft	3 - 4 ft	5 - 6 ft	0 - 1 ft	3 - 4 ft	5 - 6 ft
Sample Date					7/2/2020	7/2/2020	7/2/2020	7/2/2020	7/2/2020	7/1/2020	7/1/2020	7/1/2020	7/1/2020	7/1/2020	7/1/2020	7/1/2020	7/1/2020	7/1/2020	7/1/2020	7/1/2020	7/1/2020	7/1/2020	7/1/2020	7/1/2020	7/1/2020	7/1/2020
Lab Sample ID	RES DEC^	I/C DEC^	GB PMC**~	10X GWPC	CG26696	CG26700	CG26697	CG26698	CG26699	CG26236	CG26237	CG26238	CG26239	CG26240	CG26241	CG26242	CG26243	CG26244	CG26245	CG26246	CG26247	CG26248	CG26249	CG26250	CG26252	CG26253
Lab Report ID					GCG26696	GCG26696	GCG26696	GCG26696	GCG26696	GCG26236	GCG26236	GCG26236	GCG26236	GCG26236	GCG26236	GCG26236	GCG26236	GCG26236	GCG26236	GCG26236	GCG26236	GCG26236	GCG26236	GCG26236	GCG26236	GCG26236
Parent Sample					-	CG26696	-	-	-	-	-	-	-	-	-	-	-	-	-	-	-	-	-	-	-	-
Metals (mg/Kg)																									
Antimony	27	8,200	NA	NA	-	-	-	-	-	-	-	-	-	-	-	-	-	-	-	-	-	-	-	-	-
Arsenic	10	10	NA	NA	-	-	-	-	-	-	-	-	-	-	-	-	-	-	-	-	-	-	-	-	-
Barium	4,700	140,000	NA	NA	-	-	-	-	-	-	-	-	-	-	-	-	-	-	-	-	-	-	-	-	-
Beryllium	2	2	NA	NA	-	-	-	-	-	-	-	-	-	-	-	-	-	-	-	-	-	-	-	-	-
Cadmium	34	1,000	NA	NA	-	-	-	-	-	-	-	-	-	-	-	-	-	-	-	-	-	-	-	-	-
Chromium (Total)	NE	NE	NA	NA	-	-	-	-	-	-	-	-	-	-	-	-	-	-	-	-	-	-	-	-	-
Copper	2,500	76,000	NA	NA	-	-	-	-	-	-	-	-	-	-	-	-	-	-	-	-	-	-	-	-	-
Lead	400	1,000	NA	NA	-	-	-	-	-	-	-	-	-	-	-	-	-	-	-	-	-	-	-	-	-
Mercury	20	610	NA	NA	-	-	-	-	-	-	-	-	-	-	-	-	-	-	-	-	-	-	-	-	-
Nickel	1,400	7,500	NA	NA	-	-	-	-	-	-	-	-	-	-	-	-	-	-	-	-	-	-	-	-	-
Selenium	340	10,000	NA	NA	-	-	-	-	-	-	-	-	-	-	-	-	-	-	-	-	-	-	-	-	-
Silver	340	10,000	NA	NA	-	-	-	-	-	-	-	-	-	-	-	-	-	-	-	-	-	-	-	-	-
Thallium	5.4	160	NA	NA	-	-	-	-	-	-	-	-	-	-	-	-	-	-	-	-	-	-	-	-	-
Vanadium	470	14,000	NA	NA	-	-	-	-	-	-	-	-	-	-	-	-	-	-	-	-	-	-	-	-	-
Zinc	20,000	610,000	NA	NA	-	-	-	-	-	-	-	-	-	-	-	-	-	-	-	-	-	-	-	-	-
SPLP Metals (mg/L)																									
Antimony	NA	NA	0.06	NA	-	-	-	-	-	-	-	-	-	-	-	-	-	-	-	-	-	-	-	-	-
Arsenic	NA	NA	0.5	NA	-	-	-	-	-	-	-	-	-	-	-	-	-	-	-	-	-	-	-	-	-
Barium	NA	NA	10	NA	-	-	-	-	-	-	-	-	-	-	-	-	-	-	-	-	-	-	-	-	-
Beryllium	NA	NA	0.04	NA	-	-	-	-	-	-	-	-	-	-	-	-	-	-	-	-	-	-	-	-	-
Cadmium	NA	NA	0.05	NA	-	-	-	-	-	-	-	-	-	-	-	-	-	-	-	-	-	-	-	-	-
Chromium (Total)	NA	NA	0.5	NA	-	-	-	-	-	-	-	-	-	-	-	-	-	-	-	-	-	-	-	-	-
Copper	NA	NA	13	NA	-	-	-	-	-	-	-	-	-	-	-	-	-	-	-	-	-	-	-	-	-
Lead	NA	NA	0.15	NA	-	-	-	-	-	-	-	-	-	-	-	-	-	-	-	-	-	-	-	-	-
Mercury	NA	NA	0.02	NA	-	-	-	-	-	-	-	-	-	-	-	-	-	-	-	-	-	-	-	-	-
Nickel	NA	NA	1	NA	-	-	-	-	-	-	-	-	-	-	-	-	-	-	-	-	-	-	-	-	-
Selenium	NA	NA	0.5	NA	-	-	-	-	-	-	-	-	-	-	-	-	-	-	-	-	-	-	-	-	-
Silver	NA	NA	0.36	NA	-	-	-	-	-	-	-	-	-	-	-	-	-	-	-	-	-	-	-	-	-
Thallium	NA	NA	0.05	NA	-	-	-	-	-	-	-	-	-	-	-	-	-	-	-	-	-	-	-	-	-
Vanadium	NA	NA	0.5	NA	-	-	-	-	-	-	-	-	-	-	-	-	-	-	-	-	-	-	-	-	-
Zinc	NA	NA	50	NA	-	-	-	-	-	-	-	-	-	-	-	-	-	-	-	-	-	-	-	-	-
Cyanide (Total) (mg/Kg)	1,400	41,000	NA	NA	-	-	-	-	-	-	-	-	-	-	-	-	-	-	-	-	-	-	-	-	-

CT DEEP RSRs - Connecticut Department of Energy & Environmental Protection Remediation Standard Regulations and *Additional Polluting Substance and Alternative Criteria (APS)*.
RES DEC - Residential Direct Exposure Criteria
I/C DEC - Industrial/Commercial Direct Exposure Criteria
GB PMC - Pollutant Mobility Criteria for groundwater class GB
10XGWPC - Ten Times the Groundwater Protection Criteria
mg/Kg - milligrams per kilogram
ug/L - micrograms per liter
mg/L - milligrams per liter
CT ETPH - Connecticut Extractable Total Petroleum Hydrocarbons
VOCs - Volatile Organic Compounds
PAHs- Polycyclic Aromatic Hydrocarbons
SPLP - Synthetic Precipitation Leaching Procedure
ND - Not detected above laboratory limits
NE - CTDEEP RSR Criteria not established
NA - Not Applicable
** - GB PMC values are established for leachable metals and PCBs using TCLP or SPLP analysis.
[1] - Xylene criteria apply to Total Xylenes only
^ - DEC does not apply to soils at depths greater than 15'
~ - PMC does not apply to samples soils below the seasonal high watertable
# - PMC exempt based on SPLP analysis
Only compounds detected are summarized in the table (compounds that are not listed were not detected)
Boxed values indicate exceedances of RES DEC
Bold values indicate exceedances of I/C DEC
Gray shaded values indicate exceedance of GB PMC
Blue Text indicates exceedance of 10XGWPC
- Sample not analyzed

Tighe&Bond

TABLE 3
Summary of 2020 Soil Analytical Data
Rockville Former MGP Site
13 Maple Street
Rockville, CT
Last Updated: 12/18/2020

Location	CT DEEP RSRs				On-Site							Off-Site										
					Inner Substation Area				Outter Substation Area							St. Josephs Church Property						West Street ROW		
Sample Name					SB-81	SB-81	SB-81	SB-81	MW-37S^'	DUP-6-24-20^'	SB-82	SB-82	SB-83	SB-83	SB-83	MW-14M^ ~	MW-14M^	MW-40S^	MW-40S^	MW-41S^	MW-41S^	MW-43^	MW-43^	MW-31S	MW-42S^	MW-42S^
Sample Depth					0 - 1 ft	1 - 2 ft	3 - 4 ft	5 - 6 ft	26 - 29 ft	26 - 29 ft	2 - 3 ft	4 - 5 ft	0 - 1 ft	1 - 3 ft	3 - 5 ft	27.5 - 29.5 ft	43 - 45 ft	33 - 35 ft	38 - 40 ft	28 - 30 ft	38 - 40 ft	26 - 29 ft	35 - 37 ft	13 - 15 ft	28.5 - 30 ft	38 - 40 ft
Sample Date					7/1/2020	7/1/2020	7/1/2020	7/1/2020	6/24/2020	6/24/2020	7/1/2020	7/1/2020	7/1/2020	7/1/2020	7/1/2020	6/19/2020	6/19/2020	6/19/2020	6/19/2020	6/22/2020	6/22/2020	10/15/2020	10/15/2020	1/15/2020	10/23/2020	10/23/2020
Lab Sample ID	RES DEC^	I/C DEC^	GB PMC**~	10X GWPC	CG26254	CG26255	CG26256	CG26257	CG20509	CG20510	CG26262	CG26261	CG26258	CG26259	CG26260	CG18039	CG18040	CG18042	CG18043	CG18821	CG18823	CG97412	CG97413	CF14125	CH03089	CH03091
Lab Report ID					GCG26236	GCG26236	GCG26236	GCG26236	GCG20509	GCG20509 CG20509	GCG26258	GCG26258	GCG26258	GCG26258	GCG26258	GCG18038	GCG18038	GCG18038	GCG18038	GCG18820	GCG18820	GCG97411	GCG97411	GCF14125	GCH03089	GCH03089
Parent Sample					-	-	-	-	-	CG20509	-	-	-	-	-	-	-	-	-	-	-	-	-	-	-	-
CT ETPH (mg/Kg)	500	2,500	2,500	NA	-	-	-	-	2,700	2,000	**4,600**	140	-	-	-	780	<61	<54	<55	<58	<54	<60	<67	<55	<54	<55
VOCs (mg/Kg)																										
Benzene	21	200	0.2	NA	-	<0.0073	<0.0080	<0.0089	0.0046	<0.0064	-	-	<0.0047	14	<0.0055	<0.0055	<0.0065	<0.0057	<0.0065	0.06	0.043	<0.0072	<0.0074	<0.0044	<0.0042	<0.0052
Ethylbenzene	500	1,000	10.1	NA	-	<0.0073	<0.0080	<0.0089	0.014	0.032	-	-	<0.0047	0.57	<0.0055	<0.0055	<0.0065	0.02	<0.0065	0.027	0.025	<0.0072	<0.0074	<0.0044	0.01	0.005
Methylene Chloride (Dichloromethane)	82	760	1	NA	-	<0.0150	<0.0160	<0.0180	<0.0090	<0.0130	-	-	<0.0095	<0.0110	<0.0110	<0.0110	<0.0130	<0.0110	<0.0130	<0.0180	<0.0150	<0.014	<0.015	<0.008	<0.0083	<0.01
Naphthalene	1,000	2,500	56	NA	-	<0.0073	<0.3500	<0.0089	<0.4700	<0.4600	-	-	<0.0047	<0.4300	<0.0055	0.44	<0.0065	0.17	0.017	0.023	0.014	<0.0072	<0.0074	<0.0044	0.26	0.029
Styrene	500	1,000	20	NA	-	<0.0073	<0.0080	<0.0089	0.021	0.031	-	-	<0.0047	<0.0053	<0.0055	<0.0055	<0.0065	<0.0057	<0.0065	<0.0088	<0.0076	<0.0072	<0.0074	<0.0044	<0.0042	<0.0052
Tetrachloroethylene (PCE)	12	110	1	NA	-	<0.0073	<0.0080	<0.0089	<0.0045	<0.0064	-	-	<0.0047	<0.0053	<0.0055	<0.0055	<0.0065	<0.0057	<0.0065	<0.0088	<0.0076	<0.0072	<0.0074	<0.0044	<0.0042	<0.0052
Toluene	500	1,000	67	NA	-	<0.0073	<0.0080	<0.0089	<0.0045	<0.0064	-	-	<0.0047	5.8	<0.0055	<0.0055	<0.0065	<0.0057	<0.0065	<0.0088	<0.0076	<0.0072	<0.0074	<0.0044	<0.0042	<0.0052
Trimethylbenzene, 1,2,4-	*500*	*1,000*	*28*	NA	-	<0.0073	<0.3500	<0.0089	<0.4700	<0.4600	-	-	<0.0047	0.22	<0.0055	0.0062	<0.0065	<0.0057	<0.0065	<0.0088	<0.0076	<0.0072	<0.0074	<0.0044	<0.0042	<0.0052
Trimethylbenzene, 1,3,5-	*500*	*1,000*	*28*	NA	-	<0.0073	<0.3500	<0.0089	<0.4700	<0.4600	-	-	<0.0047	<0.4300	<0.0055	<0.0055	<0.0065	<0.0057	<0.0065	<0.0088	<0.0076	<0.0072	<0.0074	<0.0044	<0.0042	<0.0052
Xylene (Total)	500	1,000	19.5	NA	-	<0.0073	<0.0080	<0.0089	0.0099	0.018	-	-	<0.0047	4.35	<0.0055	<0.0055	<0.0065	0.0182	<0.0065	<0.0088	<0.0076	<0.0072	<0.0074	<0.0044	<0.0042	<0.0052
Xylene, m,p-[1]	NE	NE	NE	NA	-	<0.0073	<0.0080	<0.0089	<0.0045	<0.0064	-	-	<0.0047	3.6	<0.0055	<0.0055	<0.0065	0.011	<0.0065	<0.0088	<0.0076	<0.0072	<0.0074	<0.0044	<0.0042	<0.0052
Xylene, o-[1]	NE	NE	NE	NA	-	<0.0073	<0.0080	<0.0089	0.0099	0.018	-	-	<0.0047	0.75	<0.0055	<0.0055	<0.0065	0.0072	<0.0065	<0.0088	<0.0076	<0.0072	<0.0074	<0.0044	<0.0042	<0.0052
SPLP VOCs (ug/L)																										
Benzene	NA	NA	NA	10	-	-	<1.0	<1.0	-	-	-	-	-	23	-	-	-	-	-	-	-	-	-	-	-	-
Naphthalene	NA	NA	NA	2,800	-	-	-	5.7	-	-	-	-	-	-	-	-	-	-	-	-	-	-	-	-	-	-
Tetrachloroethylene (PCE)	NA	NA	NA	50	-	-	-	<1.0	-	-	-	-	-	-	-	-	-	-	-	-	-	-	-	-	-	-
Toluene	NA	NA	NA	10,000	-	-	-	<1.0	-	-	-	-	-	-	-	-	-	-	-	-	-	-	-	-	-	-
PAHs (mg/Kg)																										
Acenaphthene	*1,000*	*2,500*	*84*	NA	<0.2400	<0.2400	<0.2500	<0.2800	3.8	3.2	<2.600	<0.2600	-	-	-	13	<0.29	<0.26	<0.25	<0.27	<0.25	<0.28	<0.31	<0.26	<0.26	<0.26
Acenaphthylene	1,000	2,500	84	NA	6.7	0.91	<0.2500	0.9	10	7.9	80	0.83	-	-	-	2.3	<0.29	<0.26	<0.25	<0.27	<0.25	<0.28	<0.31	<0.26	<0.26	<0.26
Anthracene	1,000	2,500	400	NA	3.4	0.43	<0.2500	0.34	3.2	2.6	19	0.47	-	-	-	10	<0.29	<0.26	<0.25	<0.27	<0.25	<0.28	<0.31	<0.26	<0.26	<0.26
Benzo(a)anthracene	1	7.8	1	NA	5.8	0.95	0.46	1.1	14	11	**38**	**11**	-	-	-	3.8	<0.29	<0.26	<0.25	<0.27	<0.25	<0.28	<0.31	<0.26	<0.26	<0.26
Benzo(a)pyrene	1	1	1	NA	**7.6**	**1.2**	0.48	**2.2**	14	11	**91**	**16**	-	-	-	3.4	<0.29	<0.26	<0.25	<0.27	<0.25	<0.28	<0.31	<0.26	<0.26	<0.26
Benzo(b)fluoranthene	1	7.8	1	NA	5.7	0.88	0.42	1.3	6.4	5	**52**	**13**	-	-	-	1.4	<0.29	<0.26	<0.25	<0.27	<0.25	<0.28	<0.31	<0.26	<0.26	<0.26
Benzo(g,h,i)perylene	*8.4*	*78*	*s*	NA	*5.1*	0.97	0.39	*2.4*	*5.7*	*4.4*	*72*	*7*	-	-	-	*1.4*	<0.29	<0.26	<0.25	<0.27	<0.25	<0.28	<0.31	<0.26	<0.26	<0.26
Benzo(k)fluoranthene	8.4	78	1	NA	5.2	0.72	0.36	0.91	5.1	4.3	48	7.1	-	-	-	1.6	<0.29	<0.26	<0.25	<0.27	<0.25	<0.28	<0.31	<0.26	<0.26	<0.26
Chrysene	*84*	*780*	*1*	NA	*8.3*	*1.3*	0.49	*1.6*	*14*	*11*	*44*	*10*	-	-	-	3.6	<0.29	<0.26	<0.25	<0.27	<0.25	<0.28	<0.31	<0.26	<0.26	<0.26
Dibenz(a,h)anthracene	*1*	*1*	*1*	NA	***1.4***	<0.2400	<0.2500	0.44	*1.4*	*1.1*	***15***	***2.7***	-	-	-	<0.28	<0.29	<0.26	<0.25	<0.27	<0.25	<0.28	<0.31	<0.26	<0.26	<0.26
Fluoranthene	1,000	2,500	56	NA	8.6	1.2	0.52	1.3	22	17	44	4.6	-	-	-	10	<0.29	<0.26	<0.25	<0.27	<0.25	<0.28	<0.31	<0.26	<0.26	<0.26
Fluorene	1,000	2,500	56	NA	1.1	<0.2400	<0.2500	<0.2800	4.6	3.9	9.3	<0.2600	-	-	-	3.9	<0.29	<0.26	<0.25	<0.27	<0.25	<0.28	<0.31	<0.26	<0.26	<0.26
Indeno(1,2,3-cd)pyrene	*1*	*7.8*	*1*	NA	*4.9*	0.81	0.39	*1.9*	*5.6*	*4.3*	***66***	***9***	-	-	-	*1.2*	<0.29	<0.26	<0.25	<0.27	<0.25	<0.28	<0.31	<0.26	<0.26	<0.26
Methylnaphthalene, 2-	*270*	*1,000*	*5.6*	NA	0.71	<0.2400	<0.2500	<0.2800	3.4	2.9	2.7	<0.2600	-	-	-	<0.28	<0.29	<0.26	<0.25	<0.27	<0.25	<0.28	<0.31	<0.26	<0.26	<0.26
Naphthalene	1,000	2,500	56	NA	0.83	<0.2400	<0.2500	<0.2800	3.7	2.9	5.6	<0.2600	-	-	-	0.36	<0.29	<0.26	<0.25	<0.27	<0.25	<0.28	<0.31	<0.26	<0.26	<0.26
Phenanthrene	1,000	2,500	40	NA	5.3	0.69	<0.2500	0.92	0.67	0.65	6.3	0.88	-	-	-	38	<0.29	<0.26	<0.25	<0.27	<0.25	<0.28	<0.31	<0.26	<0.26	<0.26
Pyrene	1,000	2,500	40	NA	15	2.1	0.65	2.8	37	29	100	5.4	-	-	-	14	<0.29	<0.26	<0.25	<0.27	<0.25	<0.28	<0.31	<0.26	<0.26	<0.26
SPLP SVOCS (ug/L)																										
Acenaphthylene	NA	NA	NA	4,200	-	-	-	-	-	-	-	-	-	-	-	-	-	-	-	-	-	-	-	-	-	-
Anthracene	NA	NA	NA	20,000	-	-	-	-	-	-	-	-	-	-	-	-	-	-	-	-	-	-	-	-	-	-
Benzo(a)anthracene	NA	NA	NA	0.6	-	-	-	-	-	-	-	-	-	-	-	-	-	-	-	-	-	-	-	-	-	-
Benzo(a)pyrene	NA	NA	NA	2	-	-	-	-	-	-	-	-	-	-	-	-	-	-	-	-	-	-	-	-	-	-
Benzo(b)fluoranthene	NA	NA	NA	0.8	-	-	-	-	-	-	-	-	-	-	-	-	-	-	-	-	-	-	-	-	-	-
Benzo(g,h,i)perylene	NA	NA	NA	*4.8*	-	-	-	-	-	-	-	-	-	-	-	-	-	-	-	-	-	-	-	-	-	-
Benzo(k)fluoranthene	NA	NA	NA	5	-	-	-	-	-	-	-	-	-	-	-	-	-	-	-	-	-	-	-	-	-	-
Chrysene	NA	NA	NA	*48*	-	-	-	-	-	-	-	-	-	-	-	-	-	-	-	-	-	-	-	-	-	-
Dibenz(a,h)anthracene	NA	NA	NA	*1*	-	-	-	-	-	-	-	-	-	-	-	-	-	-	-	-	-	-	-	-	-	-
Indeno(1,2,3-cd)pyrene	NA	NA	NA	*1*	-	-	-	-	-	-	-	-	-	-	-	-	-	-	-	-	-	-	-	-	-	-
Methylnaphthalene, 2-	NA	NA	NA	*280*	-	-	-	-	-	-	-	-	-	-	-	-	-	-	-	-	-	-	-	-	-	-
Pyrene	NA	NA	NA	2,000	-	-	-	-	-	-	-	-	-	-	-	-	-	-	-	-	-	-	-	-	-	-
Pesticides (mg/Kg)																										
Dieldrin	0.038	0.36	0.007	NA	0.012	-	-	-	-	-	-	-	-	-	-	-	-	-	-	-	-	-	-	-	-	-
Herbicides (mg/Kg)	Varies	Varies	Varies	NA	BRL	-	-	-	-	-	-	-	-	-	-	-	-	-	-	-	-	-	-	-	-	-
PCBs (mg/Kg)																										
PCBs (Total)	1	10	NA	NA	-	-	-	-	-	-	<0.3600	<0.3800	-	-	-	-	-	-	-	-	-	-	-	-	-	-

Tighe&Bond

TABLE 3
Summary of 2020 Soil Analytical Data
Rockville Former MGP Site
13 Maple Street
Rockville, CT
Last Updated: 12/18/2020

Location	CT DEEP RSRs				On-Site										Off-Site											
					Inner Substation Area				Outter Substation Area						St. Josephs Church Property										West Street ROW		
Sample Name					SB-81	SB-81	SB-81	SB-81	MW-37S^'	DUP-6-24-20^'	SB-82	SB-82	SB-83	SB-83	SB-83	MW-14M^ ~	MW-14M^	MW-40S^	MW-40S^	MW-41S^	MW-41S^	MW-43^	MW-43^	MW-31S	MW-42S^	MW-42S^
Sample Depth					0 - 1 ft	1 - 2 ft	3 - 4 ft	5 - 6 ft	26 - 29 ft	26 - 29 ft	2 - 3 ft	4 - 5 ft	0 - 1 ft	1 - 3 ft	3 - 5 ft	27.5 - 29.5 ft	43 - 45 ft	33 - 35 ft	38 - 40 ft	28 - 30 ft	38 - 40 ft	26 - 29 ft	35 - 37 ft	13 - 15 ft	28.5 - 30 ft	38 - 40 ft
Sample Date					7/1/2020	7/1/2020	7/1/2020	7/1/2020	6/24/2020	6/24/2020	7/1/2020	7/1/2020	7/1/2020	7/1/2020	7/1/2020	6/19/2020	6/19/2020	6/19/2020	6/19/2020	6/22/2020	6/22/2020	10/15/2020	10/15/2020	1/15/2020	10/23/2020	10/23/2020
Lab Sample ID	RES DEC^	I/C DEC^	GB PMC**~	10X GWPC	CG26254	CG26255	CG26256	CG26257	CG20509	CG20510	CG26262	CG26261	CG26258	CG26259	CG26260	CG18039	CG18040	CG18042	CG18043	CG18821	CG18823	CG97412	CG97413	CF14125	CH03089	CH03091
Lab Report ID					GCG26236	GCG26236	GCG26236	GCG26236	GCG20509	GCG20509	GCG26258	GCG26258	GCG26258	GCG26258	GCG26258	GCG18038	GCG18038	GCG18038	GCG18038	GCG18820	GCG18820	GCG97411	GCG97411	GCF14125	GCH03089	GCH03089
Parent Sample					-	-	-	-	-	CG20509	-	-	-	-	-	-	-	-	-	-	-	-	-	-	-	-
Metals (mg/Kg)																										
Antimony	27	8,200	NA	NA	-	-	-	-	-	-	<3.4	<3.5	-	-	-	-	-	-	-	-	-	-	-	-	-	-
Arsenic	10	10	NA	NA	-	-	-	-	-	-	5.84	6.43	-	-	-	-	-	-	-	-	-	-	-	-	-	-
Barium	4,700	140,000	NA	NA	-	-	-	-	-	-	64.7	204	-	-	-	-	-	-	-	-	-	-	-	-	-	-
Beryllium	2	2	NA	NA	-	-	-	-	-	-	0.34	0.77	-	-	-	-	-	-	-	-	-	-	-	-	-	-
Cadmium	34	1,000	NA	NA	-	-	-	-	-	-	1.16	1.36	-	-	-	-	-	-	-	-	-	-	-	-	-	-
Chromium (Total)	NE	NE	NA	NA	-	-	-	-	-	-	11.8	14.1	-	-	-	-	-	-	-	-	-	-	-	-	-	-
Copper	2,500	76,000	NA	NA	-	-	-	-	-	-	47.3	37	-	-	-	-	-	-	-	-	-	-	-	-	-	-
Lead	400	1,000	NA	NA	-	-	-	-	-	-	120	23.6	-	-	-	-	-	-	-	-	-	-	-	-	-	-
Mercury	20	610	NA	NA	-	-	-	-	-	-	1.56	<0.07	-	-	-	-	-	-	-	-	-	-	-	-	-	-
Nickel	1,400	7,500	NA	NA	-	-	-	-	-	-	12	25.6	-	-	-	-	-	-	-	-	-	-	-	-	-	-
Selenium	340	10,000	NA	NA	-	-	-	-	-	-	<1.4	<1.4	-	-	-	-	-	-	-	-	-	-	-	-	-	-
Silver	340	10,000	NA	NA	-	-	-	-	-	-	<0.34	<0.35	-	-	-	-	-	-	-	-	-	-	-	-	-	-
Thallium	5.4	160	NA	NA	-	-	-	-	-	-	<3.1	<3.1	-	-	-	-	-	-	-	-	-	-	-	-	-	-
Vanadium	470	14,000	NA	NA	-	-	-	-	-	-	15.4	26.2	-	-	-	-	-	-	-	-	-	-	-	-	-	-
Zinc	20,000	610,000	NA	NA	-	-	-	-	-	-	99.9	41	-	-	-	-	-	-	-	-	-	-	-	-	-	-
SPLP Metals (mg/L)																										
Antimony	NA	NA	0.06	NA	-	-	-	-	-	-	<0.005	<0.005	-	-	-	-	-	-	-	-	-	-	-	-	-	-
Arsenic	NA	NA	0.5	NA	-	-	-	-	-	-	<0.004	<0.004	-	-	-	-	-	-	-	-	-	-	-	-	-	-
Barium	NA	NA	10	NA	-	-	-	-	-	-	0.019	0.036	-	-	-	-	-	-	-	-	-	-	-	-	-	-
Beryllium	NA	NA	0.04	NA	-	-	-	-	-	-	<0.001	<0.001	-	-	-	-	-	-	-	-	-	-	-	-	-	-
Cadmium	NA	NA	0.05	NA	-	-	-	-	-	-	<0.005	<0.005	-	-	-	-	-	-	-	-	-	-	-	-	-	-
Chromium (Total)	NA	NA	0.5	NA	-	-	-	-	-	-	<0.010	<0.010	-	-	-	-	-	-	-	-	-	-	-	-	-	-
Copper	NA	NA	13	NA	-	-	-	-	-	-	0.013	<0.010	-	-	-	-	-	-	-	-	-	-	-	-	-	-
Lead	NA	NA	0.15	NA	-	-	-	-	-	-	0.035	<0.010	-	-	-	-	-	-	-	-	-	-	-	-	-	-
Mercury	NA	NA	0.02	NA	-	-	-	-	-	-	<0.0005	<0.0005	-	-	-	-	-	-	-	-	-	-	-	-	-	-
Nickel	NA	NA	1	NA	-	-	-	-	-	-	<0.010	<0.010	-	-	-	-	-	-	-	-	-	-	-	-	-	-
Selenium	NA	NA	0.5	NA	-	-	-	-	-	-	<0.020	<0.020	-	-	-	-	-	-	-	-	-	-	-	-	-	-
Silver	NA	NA	0.36	NA	-	-	-	-	-	-	<0.010	<0.010	-	-	-	-	-	-	-	-	-	-	-	-	-	-
Thallium	NA	NA	0.05	NA	-	-	-	-	-	-	<0.005	<0.005	-	-	-	-	-	-	-	-	-	-	-	-	-	-
Vanadium	NA	NA	0.5	NA	-	-	-	-	-	-	<0.010	<0.010	-	-	-	-	-	-	-	-	-	-	-	-	-	-
Zinc	NA	NA	50	NA	-	-	-	-	-	-	0.053	0.036	-	-	-	-	-	-	-	-	-	-	-	-	-	-
Cyanide (Total) (mg/Kg)	1,400	41,000	NA	NA	-	-	-	-	-	-	2.36	1.04	-	-	-	-	-	-	-	-	-	-	-	-	-	-

CT DEEP RSRs - Connecticut Department of Energy & Environmental Protection Remediation Standard Regulations and *Additional Polluting Substance and Alternative Criteria (APS)*.
RES DEC - Residential Direct Exposure Criteria
I/C DEC - Industrial/Commercial Direct Exposure Criteria
GB PMC - Pollutant Mobility Criteria for groundwater class GB
10XGWPC - Ten Times the Groundwater Protection Criteria
mg/Kg - milligrams per kilogram
ug/L - micrograms per liter
mg/L - milligrams per liter
CT ETPH - Connecticut Extractable Total Petroleum Hydrocarbons
VOCs - Volatile Organic Compounds
PAHs- Polycyclic Aromatic Hydrocarbons
SPLP - Synthetic Precipitation Leaching Procedure
ND - Not detected above laboratory limits
NE - CTDEEP RSR Criteria not established
NA - Not Applicable
** - GB PMC values are established for leachable metals and PCBs using TCLP or SPLP analysis.
[1] - Xylene criteria apply to Total Xylenes only
^ - DEC does not apply to soils at depths greater than 15'
~ - PMC does not apply to samples soils below the seasonal high watertable
# - PMC exempt based on SPLP analysis
Only compounds detected are summarized in the table (compounds that are not listed were not detected)
Boxed values indicate exceedances of RES DEC
Bold values indicate exceedances of I/C DEC
Gray shaded values indicate exceedance of GB PMC
Blue Text indicates exceedance of 10XGWPC
- Sample not analyzed

Tighe&Bond

TABLE 5
Summary of Waste Characterization Analytical Data
Rockville Former MGP Site
13 Maple Street
Rockville, CT
Last Updated: 12/16/2020

Former Gas Holder #	RCRA Hazardous Waste Criteria	Former Gas Holder #2	Former Gas Holder #1
Sample Name		SB-84	SB-85
Sample Depth		11 - 13.5 ft	12 - 14 ft
Sample Date		7/1/2020	7/1/2020
Lab Sample ID		CG26263	CG26264
Lab Report ID		GCG26258	GCG26258
Waste Characterization			
Paint Filter Test	NE	Passed	Passed
Corrosivity	NE	Negative	Negative
pH	≤2 or ≥12	7.45	7.63
Flash Point (Deg F)	<140	<200	110
Ignitability (Deg F)	<140	<140	<140
Cyanide (Reactive) (mg/Kg)	NE	<6	<7
Sulfide (Reactive) (mg/Kg)	NE	21	<20
Reactivity	NE	Negative	Negative
TCLP VOCs (ug/L)			
Benzene	500	**4,200**	**32,000**
TCLP SVOCS (ug/L)			
Methylphenol, 3&4 (Cresol, m&p-)	200,000	<83	150
TCLP Metals (mg/l)			
Arsenic	5	0.11	<0.05
Barium	100	0.54	0.42
Cadmium	1	<0.004	<0.004
Chromium	5	<0.010	<0.010
Lead	5	0.075	1.11
Mercury	0.2	<0.0002	<0.0002
Selenium	1	<0.04	<0.04
Silver	5	<0.005	<0.005

RCRA - Resource Conservation Recovery Act
mg/Kg - milligrams per kilogram
ug/L - micrograms per liter
mg/L - milligrams per liter
VOCs - Volatile Organic Compounds
SVOCs - Semivolatile Organic Compounds
TCLP - Toxicity Characteristic Leaching Procedure
< - Not detected above laboratory limits
NA - Not Applicable
Only compounds detected are summarized in the table (compounds that are not listed were not detected)

Bold and Boxed values indicate concentration is above the RCRA Characteristic Hazardous Waste Criteria

Tighe&Bond

TABLE 6
Summary of Off-Site Soil Vapor Analytical Data
St. Joseph Church Property
33 and 41 West Street
Rockville, CT
Last Updated: 4/2/2020

Sample Name	**CT DEEP RSRs**	SV-01	SV-02	SV-02A	SV-03	SV-05
Lab Sample ID		CF49367	CF49366	CF49365	CF49372	CF49368
Sample Date		3/11/2020	3/11/2020	3/11/2020	3/11/2020	3/11/2020
Duplicate				Duplicate		
Location	RES SVVC	Rectory Basement-Mechanical Room Area	Rectory Basement-Mechanical Room Area	Rectory Basement-Mechanical Room Area	Former School-Bathroom Area	Former School-Hallway Area
MA APH (mg/m³)						
Aliphatic C5-C8	*100*	1.4	1.1	1	0.7	0.28
Aliphatic C9-C12	*90*	1.3	1.3	1.3	1.3	0.67
Aromatic C9-C10	*10*	0.06	0.056	0.053	0.063	0.031
Benzene	3	0.00071	<0.00064	<0.00064	<0.00064	<0.00064
Toluene	2,864	0.0189	0.01	0.00911	0.00911	0.00332
Naphthalene	NE	0.64	0.00061	0.00064	0.00083	<0.00052
VOCs (mg/m³)						
Acetone	5,701	0.0679	0.024	0.0273	0.0268	0.0101
Chloroform	22	0.00917	0.00551	0.00566	0.00388	<0.00244
Chloromethane	*3.6*	<0.00103	<0.00103	<0.00103	<0.00103	<0.00103
Cyclohexane	*380*	0.00173	<0.00172	<0.00172	<0.00172	<0.00172
Ethanol	NE	1.3	0.54	0.601	0.906	0.288
Heptane	NE	0.00324	0.00242	0.00249	<0.00205	<0.00205
Hexane	NE	0.0465	0.019	0.0189	0.0129	0.0184
Isopropanol	NE	0.068	0.0283	0.0314	0.0511	0.0158
Methyl butyl ketone (2-Hexanone)	*12*	0.00209	<0.00205	<0.00205	<0.00205	<0.00205
Methyl ethyl ketone	7,078	0.0098	0.00451	0.00504	0.00457	<0.00147
Methylene Chloride (Dichloromethane)	4,168	0.00778	0.00318	0.00309	0.00268	0.00351
Tetrahydrofuran	*0.31*	0.0041	<0.00147	<0.00147	<0.00147	<0.00147
Toluene	2,864	0.0188	0.0104	0.0107	0.0096	0.00395
Trichloroethylene (TCE)	38	<0.00107	<0.00107	<0.00107	<0.00107	0.00233
Trichlorofluoromethane	*280*	0.0138	0.00452	0.005	<0.00281	<0.00281
Xylene, m,p	NE	<0.00434	0.00443	0.00434	0.00473	<0.00434
Xylene, total	2,192	<0.00434	0.00443	0.00434	0.00473	<0.00434

CT DEEP RSRs - Connecticut Department of Energy & Environmental Protection Remediation Standard Regulations
RES SVVC - Residential Soil Vapor Volatilization Criteria
I/C SVVC - Industrial/Commercial Soil Vapor Volatilization Criteria
mg/m³ - milligrams per cubic meter
MA APH - Massachusetts Air-Phase Petroleum Hydrocarbons
VOCs - Volatile Organic Compounds
<## - Not detected above laboratory reporting limits, laboratory reporting limits provided
NE - CTDEEP RSR Criteria not established
Only compounds detected are summarized in the table
(compounds that are not listed were not detected)
- Sample not analyzed

Tighe&Bond

TABLE 7
Summary of Off-site Indoor/ Outdoor Air Analytical Data
St. Joseph Church Property
33 and 41 West Street
Rockville, CT
Last Updated: 4/2/2020

Sample Name	CT DEEP RSRs	2003 NYSDOH	IA-01	IA-02	IA-02A	IA-06	IA-03	IA-04	IA-05	OA-01
Lab Sample ID			CF49364	CF49362	CF49360	CF49363	CF49371	CF49369	CF49370	CF49361
Sample Date			3/11/2020	3/11/2020	3/11/2020	3/11/2020	3/11/2020	3/11/2020	3/11/2020	3/11/2020
Duplicate			-	-	IA-02	-	-	-	-	-
Location	RES TAC	Upper 95th Percentile of Background Study of VOCs in Residential Homes	Rectory Basement-Mechanical Room Area	Rectory Basement-Meeting Room Storage Area	Rectory Basement-Meeting Room Storage Area	Rectory 1st Floor	Former School Bathroom Area	Former School Classroom-North Side	Former School-Hallway Area	Outdoor Air-Between Rectory and Former School
MA APH (µg/m³)										
Aliphatic C5-C8	*130*	*NE*	26	24	23	24	25	26	24	21
VOCs (µg/m³)										
Acetone	834	58	5.51	5.75	5.75	7.07	8.67	9.9	9.4	4.56
Chloromethane	*4.7*	*4.6*	1.1	1.12	1.14	1.27	1.38	1.39	1.51	1.32
Ethanol	NE	220	37.1	60.4	41.2	60.6	37.8	64	52.7	27.1
Isopropanol	NE	NE	3.07	5.4	2.11	2.48	2.15	6.39	2.22	2.01
Methylene Chloride (Dichloromethane)	600	45	2.13	<1.74	1.92	<1.74	<1.74	<1.74	<1.74	<1.74

CT DEEP RSRs - Connecticut Department of Energy & Environmental Protection Remediation Standard Regulations
RES TAC - Residential Target Indoor Air Concentration
2003 NYSDOH- New York State Department of Health 2003 Study of VOCs in Air of Fuel Oil-heated homes
µg/m³ - micrograms per cubic meter
MA APH - Massachusetts Air-Phase Petroleum Hydrocarbons
VOCs - Volatile Organic Compounds
IA-## - Indoor Air Sample
OA-## - Outdoor Air (ambient) Sample
<## - Not detected above laboratory reporting limits, laboratory reporting limits provided
NE - CTDEEP RSR Criteria not established

Only compounds detected are summarized in the table (compounds that are not listed were not detected)

Tighe&Bond

TABLE 8
Background Hockanum Sediment Analytical Data Summary
Rockville Former MGP Site
13 Maple Street
Rockville, Vernon, CT
Last Updated: 12/21/2020

Sample Name	NOAA Screening Concentrations				SED-101	SED-102	SED-103	SED-104	SED-105
Sample Date	Threshold Effects Levels (TEL)	Threshold Effects Concentration (TEC)	Probable Effects Levels (PEL)	Probable Effects Concentration (PEC)	10/21/2020	10/21/2020	10/21/2020	10/21/2020	10/21/2020
Laboratory ID					460-221363-1	460-221363-2	460-221363-3	460-221363-4	460-221363-5
CT ETPH (mg/Kg)	NE	NE	NE	NE	850	350	660	890	480
PAHs (mg/Kg)									
Methylnaphthalene, 2-	NE	NE	NE	NE	0.047J	0.056J	0.044 J	0.025	0.091
Acenaphthene	0.00671	NE	0.0889	NE	0.12 J	0.13 J	0.15 J	0.06	0.083
Acenaphthylene	0.00587	NE	0.128	NE	0.89	0.57	0.45	0.26	0.41
Anthracene	0.0469	0.0572	0.245	0.845	0.79	0.73	0.66	0.32	0.47
Benzo(a)anthracene	0.0317	0.108	0.385	1.05	2.3	1.6	1.6	0.89	1.4
Benzo(a)pyrene	0.0319	0.15	0.37	1.45	2.1	1.4	1.3	0.76	1.1
Benzo(b)fluoranthene	NE	NE	NE	NE	2.5	1.6	1.5	0.94	1.3
Benzo(g,h,i)perylene	NE	NE	NE	NE	1.7	1.2	0.95	0.53	0.78
Benzo(k)fluoranthene	NE	NE	NE	NE	0.81	0.41	0.58	0.33	0.49
Chrysene	0.0571	0.166	0.862	1.29	2.3	1.5	1.5	0.87	1.2
Dibenz(a,h)anthracene	0.00622	0.033	0.135	NE	0.51	0.37	0.36	0.17	0.25
Fluoranthene	0.111	0.423	2.355	2.23	5.1	3.9	3.7	2	2.8
Fluorene	0.0212	0.0774	0.144	0.536	0.25	0.34	0.25	0.12	0.16
Indeno(1,2,3-cd)pyrene	NE	NE	NE	NE	1.5	1	0.88	0.51	0.71
Naphthalene	0.0346	0.176	0.391	0.561	0.065	0.096	0.047	0.034	0.43
Phenanthrene	0.0419	0.204	0.56	1.17	2.6	3.3	2.6	1.3	1.7
Pyrene	0.0053	0.195	0.49	1.52	4.7 J	3.8 J	3.3 J	1.9	2.5
Total PAHs	NE	1.61	NE	22.8	28.282	22.002	19.871	11.019	15.874
Metals (mg/Kg)									
Antimony	NE	NE	NE	NE	<1.2	<1.2	<1.2	<1.2	<1.1
Arsenic	5.9	9.79	17	33	<1.2	<1.2	1.2	1.4	<1.1
Barium	NE	NE	NE	NE	26	20	26	24	26
Beryllium	NE	NE	NE	NE	<0.50	<0.49	<0.48	<0.47	<0.46
Cadmium	0.596	0.99	3.53	4.98	<1.2	<1.2	<1.2	<1.2	<1.1
Chromium (Total)	37.3	43.4	90	111	7.8	18	8.2	7.6	8.2
Copper	35.7	31.6	197	149	16	19	24	20	16
Lead	35	35.8	91.3	128	26	57	54	26	33
Nickel	18	22.7	36	48.6	6.5	7.2	7	6.8	7.6
Selenium	NE	NE	NE	NE	<1.6	<1.5	<1.5	<1.5	<1.4
Silver	NE	NE	NE	NE	<1.2	<1.2	<1.2	<1.2	<1.1
Thallium	NE	NE	NE	NE	<0.50	<0.49	<0.48	<0.47	<0.46
Vanadium	NE	NE	NE	NE	18	27	35	23	22
Zinc	123	121	315	459	56	150	75	43	54
Mercury	0.174	0.18	0.486	1.06	<0.020	<0.019	<0.020	<0.020	<0.020
Total Organic Carbon (mg/Kg)	NE	NE	NE	NE	7,400	<120	2,100	1,300	3,100

Notes:
mg/Kg - milligrams per kilogram
<##- Not detected to the reporting limit shown
CT ETPH - Connecticut Extractable Total Petroleum Hydrocarbons
VOCs - Volatile Organic Compounds
PAHs - Polycyclic Aromatic Hydrocarbons
J - Estimated concentration
NE - Not Established
Only compounds detected are summarized in the table (compounds that are not listed were not detected)
Sediment Screening Concentration obtained from NOAA National Oceanic and Atmospheric Administration SQuiRT tables https://response.restoration.noaa.gov/sites/default/files/SQuiRTs.pdf

Tighe&Bond

TABLE 9
Background Hockanum River Surface Water Analytical Data
Rockville Former MGP Site
13 Maple Street
Rockville, Vernon, CT
Last Updated: 11/10/2020

Sample Name	CT Water Quality Standards			SW-100	SW-101
Sample Date	Aquatic Life Criteria		Human Health Cirteria	10/21/2020	10/21/2020
Lab Sample ID				460-221363-6	460-221363-7
Lab Report ID	Acute	Chronic	Consumption of Fish	460-221363-1	460-221363-1
CT ETPH (ug/L)	NE	NE	NE	<0.075	<0.075
PAHs (ug/L)	Varies	Varies	Varies	BRL	BRL
Total Metals (ug/L)					
Antimony	NE	NE	NE	<2.0	<2.0
Arsenic	340	150	0.021	<2.0	<2.0
Barium	NE	NE	NE	51	58
Beryllium	NE	NE	NE	<0.80	<0.80
Cadmium	NE	NE	NE	<2.0	<2.0
Chromium (Total)	NE	NE	NE	<4.0	<4.0
Copper	NE	NE	NE	<4.0	<4.0
Lead	NE	NE	NE	<1.2	<1.2
Nickel	NE	NE	NE	<4.0	<4.0
Selenium	20	5	4200	<2.5	<2.5
Silver	NE	NE	NE	<2.0	<2.0
Thallium	NE	NE	NE	<0.80	<0.80
Vanadium	NE	NE	NE	<4.0	<4.0
Zinc	NE	NE	NE	<16	<16
Mercury	1.4	0.77	0.051	<0.20	<0.20
Dissolved Metals (ug/L)					
Antimony	NE	NE	640	<2.0	<2.0
Arsenic	NE	NE	NE	<2.0	<2.0
Barium	NE	NE	NE	54	53
Beryllium	NE	NE	0.13	<0.80	<0.80
Cadmium	1	0.125	10,769	<2.0	<2.0
Chromium[1]	323	42	2,019	<4.0	<4.0
Copper	14.3	4.8	NE	<4.0	<4.0
Lead	30	1.2	NE	<1.2	<1.2
Nickel	260.5	28.9	4600	<4.0	<4.0
Selenium	NE	NE	NE	<2.5	<2.5
Silver	1.02	NE	175	<2.0	<2.0
Thallium	NE	NE	0.47	<0.80	<0.80
Vanadium	NE	NE	NE	<4.0	<4.0
Zinc	65	65	26,000	<16	<16
Mercury	NE	NE	NE	<0.20	<0.20
Hardness (as CaCO3) (mg/L)	NE	NE	NE	58	58

Notes:
NE- Not established
< xx indicates compound was not detected. Detection limit is provided.
Only parameters reported above detection limits are summarized above
Results presented in micrograms per liter (µg/L)
Results presented in milligrams per liter (mg/L)
ug/L - micrograms per Liter
CT ETPH - Connecticut Extractable Total Petroleum Hydrocarbons
PAHs - Polycyclic Aromatic Hydrocarbons
BRL - Below Reporting Limit
CaCO3 - Calcium Carbonate
1 - Trivalent chromium standard used based on historic site use

Tighe&Bond

TABLE 10
Summary of 2020 Data Usability Evaluation
Rockville Former MGP
13 Maple Street
Rockville, Vernon, CT

Laboratory Report ID	Sample Date	Batch Group	Lab	Lab Sample ID	Sample ID	Media	Compound	QA/QC Description	Result Bias	Target Range	Result	Detected in Sample	DUE Consideration
GCG20509	6/24/2020	535439	Phoenix	CG20509, CG20510	DUP_6-24-20, MW-37S (26-29 ft)	Soil	Acetone	Low LCSD Recovery	Low	70-130	68	No	The LCSD recovery was below the lower range; however, he LCS was acceptable. No significant bias is suspected.
							Dichlorodifluoromethane	High LCS/LCSD Recovery	High	70-130	131	No	Dichlorodifluoromethane was not reported in the samples; therefore, no significant bias is suspected.
							Pentacosane, n-	Low Surrogate Recovery	Low	50-150	49	No (ETPH Yes)	A low bias is possible; however, CT ETPH sample results were reported above applicable criteria.
GCF14125	1/15/2020	514593	Phoenix	CF14125	MW-31S (13-15 ft)	Soil	Pentacosane, n-	Low Surrogate Recovery	Low	50-150	33	No	A low bias is possible; however, all other QC data for CT ETPH was within acceptable limits. Data usability is not likely affected.
		515028					Acetone	Low LCS/LCSD Recovery	Low	70-130	59/58	No	A low bias is possible; however, all other QC data was within acceptable limits and Acetone is not a COC at the site. Data usability is not likely affected.
GCF21130	1/27/2020	517034(SIM)	Phoenix	F21130	W-315	GW	Naphthalene	High LCS/LCSD RPD	Variability	20	24.2	No	Naphthalene was not reported in the samples. No variability is suspected.
GCF49360	3/11/2020	522280	Phoenix	CF49360, CF49361, CF49362, CF49363, CF49364	IA-01, IA-02, IA-02A, IA-06, OA-01	Air	Chloromethane	High LCS Recovery	High	70-130	131	Yes	A high bias is possible; however, chloromethane was reported in samples below applicable criteria. Data usability not likely affected.
GCF49368				CF49369, CF49370, CF49371	IA-04, IA-05, IA-03								
GCF53154	3/19/2020	523276	Phoenix	CF53156	MW-35S	GW	C9 (Nonane)	Low LCS/LCSD Recovery	Low	40-140	39/41	Yes	A low bias is possible; however, all other QC data is within acceptable limits. Low bias is not suspected.
GCF53160	3/18/2020	-	Phoenix	No QC Issues Reported		GW	No QC Issues Reported						
GCG03078	5/28/2020	531632	Phoenix	CG03078, CG03079, CG03080, CG03081	MW-37D, MW-37BR, MW-6S, DUP-1	GW	Benzo(b)fluoranthene; Benzo(g,h,i)perylene; Benzo(k)fluoranthene; Dibenz(a,h)anthracene; Indeno(1,2,3-cd)pyrene; Methylnaphthalene, 2-	High LCS/LCSD RPD	High	30	26.7, 30.7, 28.1, 30.8, 32.3, 20.5	No	The analytes were not reported in the samples; therefore, so no variability is suspected.
GCG08833	6/8/2020	532779	Phoenix	CG08833, CG08834, CG08835, CG08836, CG08837	GCG08833 Lab QC, MW-26BR, MW-26D, MW-26S, MW-29S	GW	Carbon tetrachloride	High LCS/LCSD Recovery	High	70-130	134	No	Carbon tetrachloride was not reported in the samples; therefore, no significant bias is suspected.
		532823(SIM)		CG08833, CG08834, CG08835, CG08836	MW-26BR, MW-26D, MW-26S, MW-29S		Acenaphthylene; Benzo(a)pyrene; Methylnaphthalene, 2-; Naphthalene; Pyrene	High LCS/LCSD RPD	Variability	20	55.2, 48, 20.5, 29, 24.8	Yes, No, No, Yes, Yes	Variability in the sample results is possible; however, all other QC data was within acceptable limits. Data usability is not likely affected.
GCG09699	6/9/2020	532998	Phoenix	CG09703	MW-29D	GW	Dichloro-2-butene, trans-1,4-	High LCS/LCSD Recovery	High	70-130	134	No	Dichloro-2-butene, trans-1,4-was not reported in the sample; therefore, no significant bias is suspected.
		532823(SIM)		CG09699, CG09700, CG09701, CG09702	MW-10D, MW-29D, MW-39S, MW-9S		Acenaphthylene; Benzo(a)pyrene; Methylnaphthalene, 2-; Naphthalene; Pyrene	High LCS/LCSD RPD	Variability	20	55.2, 48, 20.5, 29, 24.8	Yes, No, Yes, Yes, Yes	Variability in the sample results is possible; however, all other QC data was within acceptable limits. Data usability is not likely affected.
GCG18038	6/19/2020	534541	Phoenix	CG18040, CG18042, CG18043	MW-14M (43-45 ft), MW-40S (33-35 ft), MW-40S (38-40 ft)	Soil	Acetone	High LCS/LCSD Recovery	High	70-130	135, 149/142	No	Acetone was not reported in the samples; therefore, no significant bias is suspected.
GCG18820	6/22/2020	534653	Phoenix	CG18821, CG18823	MW-41S (28-30 ft), MW-41S (38-40 ft)	Soil	Acetone	Low LCS/LCSD Recovery	Low	70-130	68/69	No	A low bias is possible; however, all other QC data was within acceptable limits and Acetone is not a COC at the site. Data usability is not likely affected.
							Dibromo-3-chloropropane,1,2-	High LCS/LCSD Recovery	High	70-130	132/133	No	Dibromo-3-chloropropane,1,2- was not reported in the samples; therefore, no significant bias is suspected
		534508					Pentacosane, n-	Low Surrogate Recovery	Low	50-150	46	No	A low bias is possible; however, all other QC data for CT ETPH was within acceptable limits. Data usability is not likely affected.
GCG24451	6/30/2020	535892(SIM)	Phoenix	G24451	W-34S	GW	Acenaphthylene; Methylnaphthalene, 2-; Naphthalene	High LCS/LCSD RPD	Variability	20	27.5, 20.2, 27.8	No	Acenaphthylene, Methylnaphthalene, 2-, and Naphthalene were not reported in the samples; therefore, no variability is suspected.
GCG26236	7/1/2020	536358	Phoenix	CG26248, CG26253, CG26257	SB-79 (3-4 FT), SB-80 (5-6 FT), SB-81 (5-6 FT)	Soil	Bromoform; Dichloro-2-butene, trans-1,4-	High LCS/LCSD Recovery	High	70-130	133, 174/180	No	Bromoform and Dichloro-2-butene, trans-1,4- were not reported in the sample(s), therefore no significant bias is suspected.
		536038		CG26254	SB-81 (0-1 FT)		Dibenz(a,h)anthracene; Fluoranthene; Pyrene; Terphenyl-dl4	High LCS/LCSD RPD	Variability	30	31.7, 47.3, 82.4, 84	Yes, Yes, Yes, No	Variability in the sample results is possible; however, all other QC data was within acceptable limits. Data usability is not likely affected.
		536007		CG26243, CG26244, CG26245, CG26247, CG26248, CG26249, CG26252, CG26253, CG26255, CG26256, CG26257	SB-78 (1-2 FT), SB-78 (3-4 FT), SB-78 (5-6 FT), SB-79 (1-2 FT), SB-79 (3-4 FT), SB-79 (5-6 FT), SB-80 (3-4 FT), SB-80 (5-6 FT), SB-81 (1-2 FT), SB-81 (3-4 FT), SB-81 (5-6 FT)		Bromomethane; Dichlorodifluoromethane	High LCS/LCSD Recovery	High	70-130	133/139, 146/145	No	Variability is possible; however, sample results for PAHs were reported above applicable criteria. Data usability not likely affected. Variability
		536007		CG26236, CG26237, CG26238, CG26239, CG26240, CG26241, CG26242, CG26243, CG26244, CG26245, CG26246, CG26247, CG26248, CG26249, CG26250, CG26252,	SB-76 (0-2 FT), SB-76 (2-4 FT), SB-76 (4-6 FT), SB-77 (0-2 FT), SB-77 (2-4 FT), SB-77 (4-6 FT), SB-78 (0-1 FT), SB-78 (1-2 FT), SB-78 (3-4 FT), SB-78 (5-6 FT), SB-79 (0-1 FT), SB-79 (1-2 FT), SB-79 (3-4 FT), SB-79 (5-6 FT), SB-80 (0-1 FT), SB-80 (3-4 FT),		Carbon tetrachloride	High MS/MSD RPD	Variability	30	31.9	No	Bromomethane and Dichlorodifluoromethane were not reported in the samples, therefore no significant bias is suspected.
		535922					Benzo(ghi)perylene; Benzo(k)fluoranthene	Low MS Recovery	Low	40-140	34/37; NC/NC	Yes	Due to the concentration in the unspiked sample relative to the spike concentration one analyte in the site specific matrix spike recovery is below the method criteria. No bias is suspected.
		-		CG26247	SB-79 (1-2 ft)		ETPH	Sample Analyzed Out of Method Hold Time	Variability	14 days	16 days	Yes	Low bias possible. The sample was intended for presence or absence determination of the specified compound(s). The presence of these compound(s) was confirmed; therefore, data usability is likely not effected
		-		CG26254	SB-80 (0-1 FT)		VOCs				15 days		

Tighe&Bond

TABLE 10
Summary of 2020 Data Usability Evaluation
Rockville Former MGP
13 Maple Street
Rockville, Vernon, CT

Laboratory Report ID	Sample Date	Batch Group	Lab	Lab Sample ID	Sample ID	Media	Compound	QA/QC Description	Result Bias	Target Range	Result	Detected in Sample	DUE Consideration
GCG26258	7/1/2020	536006	Phoenix	CG26258, CG26259, CG26260	SB-83 (0-1 ft), SB-83 (1-3 ft), SB-83 (3-5 ft)	Soil	Dichlorodifluoromethane	High LCS/LCSD Recovery	High	70-130	132/140	No	Dichlorodifluoromethane was not reported in the sample; therefore, no significant bias is suspected.
							Bromofluorobenzene	Low Surrogate Recovery	Low	70-130	63	No	A low bias is possible; however, CT ETPH sample results were reported above applicable criteria.
		535861		CG26261, CG26262	SB-82 (2-3 ft), SB-82 (4-5 ft)		Aroclor-1016	Low LCSD Recovery	Low	40-140	36	No	A low bias or variability is possible; however, all of the other QC was acceptable, therefore no significant bias is suspected.
							PCBs (All Aroclors)	LCS/LCSD not detected	Variability	40-140	ND/ND	No	
		535913					Silver	Low LCS Recovery	Low	75-125	49.3	No	A low bias or variability is possible; however, all of the other QC was acceptable, therefore no significant bias is suspected.
								High LCS/LCSD RPD	Variability	35	60	No	
GCG26696	7/2/2020	537343(SIM)	Phoenix	CG26696, CG26699, CG26700	DUP_7-12-20, SB-73 (10-11.5 ft), SB-75 (15-16 ft)	Soil	Methylnaphthalene, 2-; Naphthalene; Nitrobenzene	High LCS/LCSD RPD	Variability	20	29.7, 47.6, 33.3	Yes, No, No	Variability is not suspected due to sample results not being reported above reporting limits or well below applicable criteria.
GCG34120	7/15/2020	537678	Phoenix	CG34122, CG34123, CG34124	MW-14M, MW-40S, MW-41S	GW	Bromomethane	Low LCS/LCSD Recovery	Low	70-130	67/68	No	A low bias is possible; however, all other QC data was within acceptable limits and Bromomethane is not a COC at the site. Data usability is not likely affected.
		537737(SIM)		CG34120, CG34121, CG34122, CG34123	MW-14M, MW-31S, MW-40S, MW-41S	GW	Benzo(a)anthracene; Benzo(g,h,i)perylene; Chrysene; Indeno(1,2,3-cd)pyrene; Pyrene	High LCS/LCSD RPD	Variability	20	29, 25.6, 22.2, 27.1, 44	Yes, No, No, No, No	Benzo(a)anthracene was reported above applicable limits. The remaining analytes were not reported in the samples. All other QC data was within acceptable limits; therefore, no variability is suspected.
GCG82559	9/22/2020	-	Phoenix	No QC Issues Reported		GW	No QC Issues Reported						
GCG82560	9/22/2020	546642(SIM)	Phoenix	G82560, CG82561,	MW-39S, MW-6S,	GW	All PAHs	High LCS/LCSD RPD	Variability	20	Varies	Varies	Variability was possible within the samples; however, results appear similar to previous sampling events and all LCS/LCSD recoveries were within acceptable limits. Data usability was not likely affected.
GCH10484	11/6/2020	-	Phoenix	No QC Issues Reported		GW	No QC Issues Reported						
GCG86900	9/28/2020	547749	Phoenix	CG86900	MW-03DR	GW	Cyanide (Total)	High MS Recovery	High	90-110	111	No	Cyanide (Total) was not reported in the sample; therefore, no significant bias is suspected.
		547385(SIM)					Acenaphthylene; Benzo(a)pyrene; Benzo(g,h,i)perylene; Indeno(1,2,3-cd)pyrene; Pyrene	High LCS/LCSD RPD	Variability	20	23.9, 57.4, 40.8, 64.2, 23.2	Yes, No, No, No, Yes	No variability is suspected for analytes not reported within the sample. Analytes that were reported above laboratory reporting limits were similar to other onsite groundwater sample results. Data usability was not likely affected.
GCH03089	10/23/2020	-	Phoenix	No QC Issues Reported		Soil	No QC Issues Reported						
GCG97411	10/15/2020	549713	Phoenix	CG97412	MW-43 (26-29`)	Soil	Acetone	Low MS/MSD Recovery	Low	70-130	40/43	No	A low bias is possible in the sample; however, the parameter(s) are not COCs at the site.
							Carbon Disulfide; Chloroethane; Dichloroethene, trans-1,2-; Trichlorofluoromethane; Trichlorotrifluoroethane	High MS/MSD Recovery	High	70-130	134, 133/131, 132, 142/137, 147/142	No	The analytes were not reported in the sample; therefore, no significant bias is suspected
							Dichlorodifluoromethane	High LCS & MS/MSD Recovery	High	70-130	131, 138/137	No	Dichlorodifluoromethane was not reported in the samples, therefore no significant bias is suspected.
							Carbon tetrachloride; dichloro-2-butene, trans-1,4-	High LCS/LCSD Recovery	High	70-130	137, 137/141	No	The analytes were not reported in the sample; therefore, no significant bias is suspected
		549724					Dichlorobenzene, 1,2-; Dichlorobenzene, 1,3-; Dichlorobenzene, 1,4-; Hexachlorobutadiene; Methyl ethyl ketone; Naphthalene; Butylbenzene, n-; Trichlorobenzene, 1,2,3-; Trichlorobenzene, 1,2,4-; Acetone	Low MS/MSD Recovery	Low	70-130	60/58; 63/63; 61/61; 49/48; 55/57; 51/47; 68/69 38/35; 40/38; <10/<10	No	Low bias is possible; however, sample results appear similar to nearby samples.
GCH24548	12/3/2020	555333(SIM)	Phoenix	CH24548, CH24549, CH24550, CH24551	MW-6S, MW-39S, MW-42M, GW-DUP-1	GW	Methylnaphthalene, 2-	High LCS/LCSD Recovery	High	30-130	132	Yes	A high bias is possible; however, Methylnaphthalene, 2- was reported in samples below applicable criteria. Data usability not likely affected.
							Benzo(b)fluoranthene; Dibenz(a,h)anthracene; Fluorene; Fluorobiphenyl, 2-; Indeno(1,2,3-cd)pyrene; Methylnaphthalene, 2-; Naphthalene; Nitrobenzene-D5; Terphenyl-dl4	High LCS/LCSD RPD	Variability	20	25.4, 27.5, 21.9, 24, 36.5, 62.7, 41.3, 29.6, 20.1	No, No, Yes, No, No, Yes, Yes, No, No	Variability was possible within the samples; however, results appear similar to previous sampling events and all LCS/LCSD recoveries were within acceptable limits. Data usability was not likely affected.
J221363	10/21/2020	734984	Eurofins TestAmerica	460-221363-1, 460-221363-3	SED-101, SED-103	SED	2,4,6-Tribromophenol (Surr)	High LCS/LCSD Recovery	High	15-110	112	Yes	A high bias is possible; however, PAH concentrations reported in samples well above applicable criteria. Data usability not likely affected.
								High MB Recovery		15-120	112	Yes (PAHs)	A high bias is possible; however, PAH concentrations reported in samples well above applicable criteria. Data usability not likely affected.
		335565		460-221363-1,460-221363-2, 460-221363-3	SED-101, SED-102, SED-103		Nitobenzene (surr) 2-Flurobiphenyl	Low Surrogate Recovery	Low	41-112 37-107	0 0	Yes (PAHs)	A low bias is possible; as such, elevated reporting limits were used for PAH sample results. Naphthalene, acenaphthene, and 2-methylnapthalene concentrations are approximated. Several other PAHs exceed criteria.

Notes:
LCSD - Laboratory Control Sample Duplicate
LCS - Laboratory Control Sample
MS - Matrix Spike
MSD - Matrix Spike Duplicate
RDP - Relative Percent Difference
ETPH- Extractable Total Petroleum Hydrocarbons
PAHs- polycyclic aromatic hydrocarbons

Tighe&Bond

APPENDIX C

Low-Flow Data Sheet

Project Name: Rockville MGP
Project Number: E.0755-0141
Static Depth to Water (ft): 9.95 Bless in Probe
Depth to Bottom (ft): 20
Screen interval: 10-20
Point of intake: —

Well: MW-325
Date: 10/9/19
Sample time: —
Sampler: RPC
Purged (gal): —

Time (3-5 min.)	Discharge/ Pumping rate (100-400 mL/min)	DTW (ft) (<0.3 ft)	Temp. (°C) (<3%)	DO (mg/L) (<10%) or below 0.5	Specific Cond. (mS/cm) (<3%)	pH (+/- 0.1)	ORP (mV) (+/- 10 mV)	Turbidity (NTU) (< 5 NTU or <10%)

Sample

Analysis: VOCs / SVOCs / Metals / ETPH / Other-
Sample Containers: HCl voas ____ 1L unpres Ambers____ HNO3 Plastic_____ Other_____
Pump: Bladder / Peristalic / Grunfos / Other-

Color: _____
Odor: _____
Sheen: _____

Turbidity: _____
Well Condition: _____
Repairs: _____

Low-Flow Data Sheet

Project Name: Rockville
Project Number: 16755
Static Depth to Water (ft): 10.49
Depth to Bottom (ft): 19
Screen interval: 9-19
Point of intake: 14

Well: MW-33S
Date: 8/19/19
Sample time: 12:00
Sampler: MC
Purged (gal): ~2

Time (3-5 min.)	Discharge/ Pumping rate (100-400 mL/min)	DTW (ft) (<0.3 ft)	Temp. (°C) (<3%)	DO (mg/L) (<10%) or below 0.5	Specific Cond. (mS/cm) (<3%)	pH (+/- 0.1)	ORP (mV) (+/- 10 mV)	Turbidity (NTU) (< 5 NTU or <10%)
11:25	210	10.50	11.47	2.11	0.224	6.39	13.1	3.41
11:30	210	10.50	11.61	2.07	0.227	6.30	26.0	3.07
11:35	210	10.50	11.47	1.67	0.227	6.23	37.1	2.91
11:40	210	10.50	11.74	1.61	0.220	6.27	36.9	2.71
11:45	210	10.50	12.31	1.24	0.224	6.20	39.7	2.64
11:50	210	10.50	12.31	1.22	0.224	6.20	40.1	2.61
11:55	210	10.50	12.31	1.23	0.231	6.20	40.3	2.21

Analysis: VOCs / SVOCs / Metals / ETPH / Other-
Sample Containers: HCl voas ____ 1L unpres Ambers 3 HNO3 Plastic 1 Other ____
Pump: Bladder / Peristalic / Grunfos / Other-

Color: Clear
Odor: none
Sheen: no

Turbidity: 1.37
Well Condition: good
Repairs: none

Low-Flow Data Sheet

Project Name: Rockmere Mall
Project Number: Eversource
Static Depth to Water (ft): 6.64
Depth to Bottom (ft): 15'
Screen interval: 5-15
Point of intake: MW

Well: MW-345
Date: 12/19/19
Sample time: 0930
Sampler: BPC
Purged (gal): ~2

Time (3-5 min.)	Discharge/ Pumping rate (100-400 mL/min)	DTW (ft) (<0.3 ft)	Temp. (°C) (<3%)	DO (mg/L) (<10%) or below 0.5	Specific Cond. (mS/cm) (<3%)	pH (+/- 0.1)	ORP (mV) (+/- 10 mV)	Turbidity (NTU) (< 5 NTU or <10%)
9:00	210	6.72	12.25	1.64	0.323	6.20	49.7	3.04
9:05	210	6.72	12.16	1.33	0.321	6.14	51.5	3.01
9:10	210	6.72	12.25	1.21	0.319	6.12	49.6	2.99
9:15	210	6.72	12.33	0.88	0.314	6.11	48.1	2.94
9:20	210	6.72	12.35	0.83	0.315	6.11	48.4	2.92
9:25	210	6.72	12.35	0.84	0.315	6.11	48.1	1.31

Analysis: VOCs / SVOCs / Metals / ETPH / Other-
Sample Containers: HCl voas ____ 1L unpres Ambers 3 HNO3 Plastic 1 Other ____
Pump: Bladder / Peristalic / Grunfos / Other-

Color: clear
Odor: none
Sheen: none

Turbidity: 0.47
Well Condition: good
Repairs: none

Low-Flow Data Sheet

Project Name: Rockwall
Project Number: E-0955-014
Static Depth to Water (ft): 6.97
Depth to Bottom (ft): 17
Screen interval: 7-17
Point of intake: 16

Well: MW-35S
Date: 12/19/19
Sample time: 10:30
Sampler: BDC
Purged (gal): ~3.5

Time (3-5 min.)	Discharge/ Pumping rate (100-400 mL/min)	DTW (ft) (<0.3 ft)	Temp. (°C) (<3%)	DO (mg/L) (<10%) or below 0.5	Specific Cond. (mS/cm) (<3%)	pH (+/- 0.1)	ORP (mV) (+/- 10 mV)	Turbidity (NTU) (< 5 NTU or <10%)
10:10	215	6.94	10.77	0.16	0.345	6.59	-38.9	4.38
10:15	215	6.94	10.99	0.13	0.341	6.55	-44.9	3.21
10:20	215	6.99	10.97	0.17	0.341	6.54	-48.9	2.11
10:25	215	6.99	10.98	0.17	0.340	6.56	-49.3	2.01

Analysis: ~~VOCs~~ / ~~SVOCs~~ / ~~Metals~~ / ~~ETPH~~ / Other- VPH
Sample Containers: HCl voas 5 1L unpres Ambers 3 HNO3 Plastic 1 Other collected RVP
Pump: Bladder / Peristalic / Grunfos / Other-

Color: Clear
Odor: None
Sheen: No

Turbidity: 1.99
Well Condition: Good
Repairs: none

Low-Flow Data Sheet

Project Name: E-0755-044
Project Number: Redevine
Static Depth to Water (ft): 5.98
Depth to Bottom (ft): 15
Screen interval: 5-15
Point of intake: 14

Well: MW-36S
Date: 12/19/19
Sample time: 9:35
Sampler: VHC
Purged (gal): ~2

Time (3-5 min.)	Discharge/ Pumping rate (100-400 mL/min)	DTW (ft) (<0.3 ft)	Temp. (°C) (<3%)	DO (mg/L) (<10%) or below 0.5	Specific Cond. (mS/cm) (<3%)	pH (+/- 0.1)	ORP (mV) (+/- 10 mV)	Turbidity (NTU) (< 5 NTU or <10%)
9:05	210	5.97	4.65	6.88	0.243	7.72	20.0	4.82
9:10	210	5.97	5.01	5.99	0.237	7.14	29.1	3.17
9:15	210	5.97	5.00	5.86	0.234	6.97	34.3	3.04
9:20	210	5.97	5.00	5.93	0.238	6.79	37.8	3.04
9:25	210	5.97	5.00	5.85	0.239	6.75	39.0	2.17
9:30	210	5.97	5.01	5.94	0.238	6.74	41.8	3.01

Analysis: VOCs / SVOCs / Metals / ETPH / Other-
Sample Containers: HCl voas ____ 1L unpres Ambers 3 HNO3 Plastic 1 Other ____
Pump: Bladder / Peristalic / Grunfos / Other-

Color: Clear
Odor: none
Sheen: none

Turbidity: 1.35
Well Condition: good
Repairs: none

Low-Flow Data Sheet

Project Name: Rechrome
Project Number: [illegible]
Static Depth to Water (ft): 12.44
Depth to Bottom (ft): 20
Screen interval: 10-20
Point of intake: 14

Well: MW-4SR
Date: 12/19/19
Sample time: 13:05
Sampler: BAC
Purged (gal): ~1.5

Time (3-5 min.)	Discharge/ Pumping rate (100-400 mL/min)	DTW (ft) (<0.3 ft)	Temp. (°C) (<3%)	DO (mg/L) (<10%) or below 0.5	Specific Cond. (mS/cm) (<3%)	pH (+/- 0.1)	ORP (mV) (+/- 10 mV)	Turbidity (NTU) (< 5 NTU or <10%)
12:40	210	12.55	10.79	5.45	0.165	6.30	62.3	1.07
12:45	210	12.55	11.13	5.39	0.164	6.30	62.5	1.01
12:50	210	12.55	11.46	5.51	0.166	6.27	63.3	1.04
12:55	210	12.55	11.46	5.44	0.170	6.29	61.5	1.07
13:00	210	12.55	11.47	5.52	0.167	6.29	61.2	0.97

Analysis: VOCs / SVOCs / Metals / ETPH / Other-
Sample Containers: HCl voas ____ 1L unpres Ambers 3 HNO3 Plastic ____ Other ____
Pump: Bladder / Peristaltic / Grunfos / Other-

Color: Clear
Odor: None
Sheen: None

Turbidity: 0.97
Well Condition: Good
Repairs: None

Low-Flow Data Sheet

Project Name: Native mGP
Project Number: E-0758-044
Static Depth to Water (ft): 9.96
Depth to Bottom (ft):
Screen interval:
Point of intake:

Well: MW-315
Date: 6/9/2026
Sample time: 13:35
Sampler: JDC
Purged (gal):

Time (3-5 min.)	Discharge/ Pumping rate (100-400 mL/min)	DTW (ft) (<0.3 ft)	Temp. (°C) (<3%)	ORP (mV) (+/- 10 mV)	DO (mg/L) (<10%) or below 0.5	Specific Cond. (mS/cm) (<3%)	pH (+/- 0.1)	Turbidity (NTU) (< 5 NTU or <10%)
1300	145	9.96	6.4	137.9	4.59	0.354	8.01	14.71
1305	145	9.96	6.4	140.4	4.43	0.352	7.64	10.14
1310	145	9.96	6.4	133.9	4.04	0.350	7.54	12.34
1315	145	9.96	6.4	129.7	3.84	0.350	7.51	4.67
1320	145	9.96	6.4	129.2	3.83	0.344	7.49	0.32
1325	145	9.96	6.3	127.9	3.85	0.347	7.46	0.00
1330	145	9.96	6.4	127.9	3.84	0.347	7.45	0.00

Duplicate 13:35

Analysis: (VOCs / SVOCs / Metals / ETPH / Other- Cyanide, PAH
Sample Containers: HCl voas 3 1L unpres Ambers 3 HNO3 Plastic 1 Other NaOH plastic
Pump: Bladder / Peristalic / Grunfos / Other-

RLW 9.03

Color: Clear
Odor: none
Sheen: none

Turbidity: 0.00
Well Condition: good
Repairs: none

Low-Flow Data Sheet

Project Name: Rockrimmon MW
Project Number: [illegible]-44
Static Depth to Water (ft): 11.92
Depth to Bottom (ft): 19
Screen interval: 9-19
Point of intake: 14.3

Well: MW335
Date: 9/14/20
Sample time: 11:20
Sampler: DC
Purged (gal): 1.5

Time (3-5 min.)	Discharge/ Pumping rate (100-400 mL/min)	DTW (ft) (<0.3 ft)	Temp. (°C) (<3%)	DO (mg/L) (<10%) or below 0.5	Specific Cond. (mS/cm) (<3%)	pH (+/- 0.1)	ORP (mV) (+/- 10 mV)	Turbidity (NTU) (< 5 NTU or <10%)
10:55	140	11.94	10.1	1.46	0.275	6.90	65.6	1.56
11:00	140	11.94	10.1	1.35	0.275	6.91	59.9	1.45
11:05	150	11.94	10.1	1.32	0.276	6.90	56.9	1.53
11:10	150	11.94	10.1	1.31	0.271	6.99	54.1	1.54
11:15	150	11.94	10.2	1.34	0.278	6.89	53.0	1.37

Analysis: VOCs / ~~SVOCs~~ / ~~Metals~~ / ETPH / Other-
Sample Containers: HCl voas ____ 1L unpres Ambers 3 HNO3 Plastic 1 Other ____
Pump: Bladder / Peristalic / Grunfos / Other-

Color: clear
Odor: none
Sheen: none

Turbidity: ____
Well Condition: good
Repairs: none

Low-Flow Data Sheet

Project Name: Rockrimmon MGP
Project Number: TE-0755-414
Static Depth to Water (ft): 8.39
Depth to Bottom (ft): 15'
Screen interval: 5-15
Point of intake: 17

Well: MW-345
Date: 3/19/20
Sample time: 9:55
Sampler: BAC
Purged (gal): 2.5

Time (3-5 min.)	Discharge/ Pumping rate (100-400 mL/min)	DTW (ft) (<0.3 ft)	Temp. (°C) (<3%)	DO (mg/L) (<10%) or below 0.5	Specific Cond. (mS/cm) (<3%)	pH (+/- 0.1)	ORP (mV) (+/- 10 mV)	Turbidity (NTU) (< 5 NTU or <10%)
9:10	175	8.39	9.5	0.97	0.210	6.97	215.5	11.49
9:15	175	8.40	9.5	0.69	0.210	6.95	169.5	10.13
9:20	175	8.41	9.6	0.54	0.209	6.93	147.0	6.51
9:25	175	8.41	9.7	0.45	0.208	6.91	137.2	3.11
9:30	175	8.41	9.7	0.37	0.207	6.91	125.3	3.60
9:35	175	8.41	9.7	0.33	0.207	6.90	119.4	3.07
9:40	175	8.41	9.7	0.32	0.207	6.90	112.3	3.19
9:45	175	8.41	9.7	0.31	0.207	6.79	109.4	2.39
9:50	175	8.41	9.7	0.31	0.207	6.79	107.4	2.6

Analysis: VOCs / ~~SVOCs~~ PAH / Metals / ETPH / Other- Pb
Sample Containers: HCl voas ____ 1L unpres Ambers 3 HNO3 Plastic 1 Other ____
Pump: Bladder / Peristalic / Grunfos / Other-

Color: clear
Odor: none
Sheen: none

Turbidity: 2.16
Well Condition: good
Repairs: none

Low-Flow Data Sheet

Project Name: Rainville MGP
Project Number: EA0755-44
Static Depth to Water (ft): 8.64
Depth to Bottom (ft): 17
Screen interval: 7-17
Point of intake: 16

Well: MW-355
Date: 3/19/20
Sample time: 1020
Sampler: RJRE
Purged (gal): 2.5

Time (3-5 min.)	Discharge/ Pumping rate (100-400 mL/min)	DTW (ft) (<0.3 ft)	Temp. (°C) (<3%)	DO (mg/L) (<10%) or below 0.5	Specific Cond. (mS/cm) (<3%)	pH (+/- 0.1)	ORP (mV) (+/- 10 mV)	Turbidity (NTU) (< 5 NTU or <10%)
9:15	140	8.69	12.2	1.12	0.526	6.47	8.7	54.67
9:20	150	8.70	12.4	0.44	0.527	6.43	-19.9	24.59
9:25	140	8.70	12.5	0.49	0.526	6.43	-29.9	14.64
9:30	140	8.72	12.5	0.32	0.528	6.44	-37.6	12.31
9:35	140	8.70	12.6	0.24	0.515	6.95	-50.5	10.94
9:40	150	8.70	12.3	0.22	0.515	6.44	-56.1	10.90
9:45	150	8.70	12.3	0.21	0.506	6.46	-60.9	6.37
9:50	150	8.70	12.3	0.19	0.501	6.95	-64.2	4.82
9:55	150	8.70	12.2	0.19	0.500	6.96	-65.4	3.16

Analysis: VOCs / ~~SVOCs~~ / Metals / (ETPH) / Other- VPH, EPH
Sample Containers: HCl voas 5 1L unpres Ambers 5 HNO3 Plastic 1 Other
Pump: Bladder / Peristalic / Grunfos / Other-

Color: clear
Odor: petro
Sheen: none

Turbidity: 3.16
Well Condition: good
Repairs: new

Low-Flow Data Sheet

Project Name: Rockville MGP
Project Number: E.0755.44
Static Depth to Water (ft): 7.57
Depth to Bottom (ft): 15
Screen interval: 5-15
Point of intake: 14

Well: MW-36
Date: 3/19/20
Sample time: 07:50
Sampler: BK
Purged (gal): 2

Time (3-5 min.)	Discharge/ Pumping rate (100-400 mL/min)	DTW (ft) (<0.3 ft)	Temp. (°C) (<3%)	DO (mg/L) (<10%) or below 0.5	Specific Cond. (mS/cm) (<3%)	pH (+/- 0.1)	ORP (mV) (+/- 10 mV)	Turbidity (NTU) (< 5 NTU or <10%)
0715	150	7.73	5.7	4.34	0.219	7.39	298.4	4.06
0720	150	7.74	5.7	3.95	0.219	7.34	295.2	3.91
0725	150	7.75	5.7	3.65	0.216	7.21	294.9	3.16
0730	150	7.76	5.6	3.55	0.214	7.13	294.7	2.47
0735	150	7.75	5.6	3.34	0.214	7.05	293.9	2.26
0740	150	7.76	5.6	3.30	0.214	7.01	293.3	1.35
0745	150	7.76	5.7	3.31	0.214	7.01	292.5	1.91

Sampled 0750

Analysis: VOCs / ~~SVOCs~~ PAH / Metals / ETPH / Other-
Sample Containers: HCl voas ____ 1L unpres Ambers 3 HNO3 Plastic 1 Other ____
Pump: Bladder / Peristalic / Grunfos / Other-

Color: clear
Odor: none
Sheen: none

Turbidity: 1.91
Well Condition: good
Repairs: none

Low-Flow Data Sheet

Project Name: Rockville MGP
Project Number:
Static Depth to Water (ft): 25.49
Depth to Bottom (ft): ~~48.40~~ – No Product
Screen interval: 75-85'
Point of intake: ~80'

Well: MW-37D
Date: 5/28/20
Sample time: 1046/1047
Sampler: DTC
Purged (gal): ~10

Time (3-5 min.)	Discharge/ Pumping rate (100-400 mL/min)	DTW (ft) (<0.3 ft)	Temp. (°C) (<3%)	DO (mg/L) (<10%) or below 0.5	Specific Cond. (mS/cm) (<3%)	pH (+/- 0.1)	ORP (mV) (+/- 10 mV)	Turbidity (NTU) (< 5 NTU or <10%)
0900	150	25.53	15.13	6.34	0.614	6.00	-9.1	7.91
0905	↓	25.53	15.01	3.12	0.574	7.73	-3.7	4.13
0910	250	25.53	14.57	1.07	0.527	7.47	0.6	1.39
0915	↓	25.53	14.32	0.41	0.562	7.42	-2.4	0.83
0920	300	25.53	14.07	0.31	0.599	7.34	-0.1	0.56
0925	↓	25.54	14.06	0.36	0.616	7.18	4.5	0.45
0930	350	25.55	14.06	0.40	0.637	6.97	9.3	0.17
0935		25.55	13.97	1.50	0.644	6.45	19.1	0.69
0940		25.55	13.96	3.21	0.673	6.82	28.6	0.82
0945		25.55	13.95	5.09	0.662	6.77	46.0	0.51
0950		25.55	14.00	5.87	0.669	6.76	54.8	0.63
0955		25.55	13.91	5.89	0.669	6.72	61.4	0.94
1000		25.55	13.84	6.06	0.669	6.72	64.4	0.15
1005		25.55	13.79	6.63	0.670	6.72	68.1	0.39
1010		25.55	13.77	6.91	0.670	6.72	72.0	0.28
1015		25.55	13.73	7.14	0.670	6.71	73.1	0.21
1020		25.55	13.72	7.47	0.670	6.71	74.0	0.13
1025		25.55	13.60	7.01	0.671	6.71	75.6	0.24
1030		25.55	13.84	6.53	0.673	6.71	77.1	0.33
1035		25.55	13.89	6.06	0.674	6.71	74.0	0.42
1040		25.55	13.86	6.11	0.673	6.70	74.4	0.11
1045	↓	25.55	13.87	6.19	0.673	6.70	78.9	0.09
1046	Sampled							
1047	Collected Dup-1							

Analysis: (VOCs) / (SVOCs) / (Metals) / (ETPH) / Other- ICN
Sample Containers: HCl voas 3 1L unpres Ambers 3 HNO3 Plastic 1 Other 1-250mL NaOH
Pump: Bladder / (Peristaltic) / Grunfos / Other-

Color: Clear
Odor: None
Sheen: None

Turbidity: Low
Well Condition: Good-New
Repairs: N/A

Low-Flow Data Sheet

Project Name: Rockville MGP
Project Number:
Static Depth to Water (ft): 24.81'
Depth to Bottom (ft): ~~107.00~~ - No product
Screen interval: 1
Point of intake: ~100'

Well: MW-37BR
Date: 5/28/20
Sample time: 1401
Sampler: DJC
Purged (gal): 13

Time (3-5 min.)	Discharge/ Pumping rate (100-400 mL/min)	DTW (ft) (<0.3 ft)	Temp. (°C) (<3%)	DO (mg/L) (<10%) or below 0.5	Specific Cond. (mS/cm) (<3%)	pH (+/- 0.1)	ORP (mV) (+/- 10 mV)	Turbidity (NTU) (< 5 NTU or <10%)
1155	300	26.02	16.27	2.27	0.424	7.67	79.0	9.10
1200	↓	26.31	16.23	2.15	0.422	7.40	-59.5	4.25
1205	250	26.21	16.1	2.08	0.423	7.46	-26.1	2.61
1210	|	26.09	16.1	1.91	0.434	7.90	-9.4	0.89
1215	|	26.11	16.59	1.72	0.425	7.94	-5.6	0.16
1220	|	26.12	16.1	1.68	0.458	7.94	-2.1	0.21
1225	|	26.12	16.1	1.61	0.469	7.95	50.6	0.30
1230	|	26.13	16.39	1.55	0.519	7.95	49.4	0.29
1235	|	26.13	16.46	1.39	0.503	7.94	44.3	0.24
1240	|	26.13	16.53	1.23	0.487	7.93	39.1	0.21
1245	|	26.13	16.62	1.06	0.474	7.92	35.4	0.16
1250	|	26.13	16.69	1.07	0.446	7.91	-15.1	0.23
1255	↓	26.13	16.75	1.04	0.495	7.89	-64.7	0.45
1300	300	26.16	16.69	0.81	0.503	7.90	63.4	0.52
1305	↓	26.16	16.64	0.71	0.510	7.91	-63.7	0.15
1310	325	26.16	16.60	0.69	0.521	7.91	-75.1	0.14
1315	|	26.16	16.56	0.67	0.525	7.91	-83.6	0.00
1320	|	26.16	16.51	0.66	0.532	7.91	-94.1	0.21
1325	|	26.16	16.58	0.65	0.539	7.91	-94.9	0.09
1330	↓	26.16	16.66	0.64	0.541	7.90	-95.6	0.23
1335	350	26.16	16.42	0.54	0.544	7.90	-97.8	0.16
1340	|	26.16	16.24	0.49	0.547	7.89	-101.0	0.14
1345	|	26.16	16.18	0.46	0.549	7.89	-103.1	0.37
1350	|	26.16	16.11	0.42	0.551	7.88	-105.2	0.17
1355	|	26.16	16.05	0.40	0.553	7.88	-107.8	0.29
1400	↓	26.16	16.01	0.36	0.556	7.87	-109.4	0.21

Analysis: (VOCs) / (SVOCs) / (Metals) / (ETPH) / Other- ICN
Sample Containers: HCl voas 3 1L unpres Ambers 3 HNO3 Plastic 1 Other 1-250 mL NaOH
1401 Sampled
Pump: Bladder / (Peristaltic) / Grunfos / Other-

Color: Clear
Odor: None
Sheen: None

Turbidity: Low
Well Condition: good - New
Repairs: N/A

Low-Flow Data Sheet

Project Name: ~~Manchester Well 2A~~
Project Number: ~~C-63401~~
Static Depth to Water (ft): 10.51
Depth to Bottom (ft): _____
Screen interval: _____
Point of intake: ~11'

Well: MW-65
Date: 5/28/20
Sample time: 1546
Sampler: DJC
Purged (gal): 1.5

Time (3-5 min.)	Discharge/ Pumping rate (100-400 mL/min)	DTW (ft) (<0.3 ft)	Temp. (°C) (<3%)	DO (mg/L) (<10%) or below 0.5	Specific Cond. (mS/cm) (<3%)	pH (+/- 0.1)	ORP (mV) (+/- 10 mV)	Turbidity (NTU) (< 5 NTU or <10%)
1515	200	10.55	13.71	2.14	0.225	7.40	65.4	2.21
1520	↓	10.55	12.31	0.99	0.248	6.82	118.3	3.00
1525		10.55	12.06	0.56	0.264	6.16	125.5	3.34
1530		10.55	12.15	0.68	0.200	6.09	132.8	1.54
1535		10.55	12.09	0.51	0.200	6.04	133.1	0.91
1540		10.55	12.02	0.48	0.200	5.99	135.0	0.06
1545	↓	10.55	12.09	0.60	0.200	5.98	135.2	0.12
1546	Sampled							

Analysis: VOCs / SVOCs / Metals / ETPH / Other-
Sample Containers: HCl voas ____ 1L unpres Ambers 3 HNO3 Plastic ____ Other ____
Pump: Bladder / Peristaltic / Grunfos / Other-

Color: Clear
Odor: None
Sheen: None

Turbidity: Low
Well Condition: Good
Repairs: N/A

Low-Flow Data Sheet

Project Name: Eversource-Rockville MGP
Project Number: E-0755-044
Static Depth to Water (ft): 10.34
Depth to Bottom (ft): 59.54
Screen interval: 40-90
Point of intake: 47

Well: MW-86 BR2
Date: 6/9/20
Sample time: 1035
Sampler: BRC
Purged (gal): 12.5

Time (3-5 min.)	Discharge/ Pumping rate (100-400 mL/min)	DTW (ft) (<0.3 ft)	Temp. (°C) (<3%)	DO (mg/L) (<10%) or below 0.5	Specific Cond. (mS/cm) (<3%)	pH (+/- 0.1)	ORP (mV) (+/- 10 mV)	Turbidity (NTU) (< 5 NTU or <10%)
930	225	12.62	12.5	14.46	504.7	11.01	24.2	52.4
935	225	12.64	12.5	9.77	446.1	10.74	33.7	46.9
940	225	12.69	12.5	7.79	436.1	10.67	36.4	43.4
945	225	12.74	12.5	6.61	433.3	10.51	39.9	40.0
950	225	12.76	12.5	6.12	412.9	10.24	43.0	33.4
955	225	12.74	12.6	6.07	410.3	10.17	44.6	25.2
900	225	12.40	12.6	5.55	409.1	10.09	45.3	22.3
905	225	12.43	12.6	5.25	407.9	10.05	46.1	19.1
910	225	12.45	12.6	4.73	407.0	9.90	46.9	17.9
915	225	12.47	12.6	4.44	406.9	9.45	49.0	16.2
920	225	12.47	12.6	4.24	407.0	9.75	48.5	14.2
925	225	12.47	12.6	3.90	406.7	9.77	47.9	11.1
930	225	12.47	12.6	3.50	407.0	9.69	49.9	11.3
935	225	12.47	12.6	3.46	406.3	9.72	49.4	10.9
940	225	12.47	12.6	3.29	406.9	9.70	49.5	9.34
945	225	12.47	12.6	3.20	406.3	9.64	49.1	7.22
950	225	12.47	12.6	3.15	407.1	9.62	48.9	6.46
955	225	12.47	12.6	3.11	404.0	9.54	50.5	6.27
1000	225	12.47	12.6	3.09	404.2	9.51	51.0	6.14
1005	225	12.47	12.6	3.63	410.2	9.47	51.6	5.93
1010	225	12.47	12.6	3.09	410.4	9.44	52.1	5.91
1015	225	12.47	12.6	3.74	411.9	9.37	53.1	5.19
1020	225	12.47	12.6	3.63	411.4	9.35	52.8	4.74
1025	225	12.47	12.6	3.78	410.8	9.37	52.5	4.17
1030	225	12.47	12.6	3.64	411.3	9.40	53.4	3.93

Analysis: (VOCs) / (SVOCs) / (Metals) / (ETPH) / Other- Cyanide
Sample Containers: HCl voas 3 1L unpres Ambers 3 HNO3 Plastic 1 Other 1 NaOH
Pump: Bladder / (Peristaltic) / Grunfos / Other-

Color: Clear
Odor: None
Sheen: None

Turbidity: 3.93
Well Condition: Good
Repairs: none

Low-Flow Data Sheet

Project Name: Eversource-Rockville MGP
Project Number: E-0755-044
Static Depth to Water (ft): 10.41
Depth to Bottom (ft): ~~70.50~~
Screen interval: ~~62-72~~
Point of intake: 69

Well: ~~MW-26D~~
Date: 6/4/26
Sample time: 12:35
Sampler: TSPC
Purged (gal): 10.5

Time (3-5 min.)	Discharge/ Pumping rate (100-400 mL/min)	DTW (ft) (<0.3 ft)	Temp. (°C) (<3%)	DO (mg/L) (<10%) or below 0.5	Specific Cond. (mS/cm) (<3%)	pH (+/- 0.1)	ORP (mV) (+/- 10 mV)	Turbidity (NTU) (< 5 NTU or <10%)
1100	225	10.44	12.7	1.92	444.6	8.03	-7.2	23.9
11:05	225	10.44	12.7	1.69	431.5	7.47	-49.1	16.6
11:10	225	10.44	12.7	1.51	414.9	7.75	-54.0	11.4
11:15	225	10.44	12.7	1.35	414.5	7.65	-61.7	8.31
11:20	225	10.44	12.9	1.22	405.7	7.54	-70.3	2.25
11:25	225	10.44	12.7	1.14	401.4	7.52	-80.5	2.03
11:30	225	10.44	12.9	1.14	402.8	7.44	-83.4	1.47
11:35	225	10.44	12.9	1.11	399.4	7.48	-88.9	1.20
11:40	225	10.44	12.7	1.17	401.1	7.41	-86.1	1.09
11:45	225	10.44	12.9	1.17	402.0	7.43	-89.9	0.87
11:50	225	10.44	12.9	1.12	400.6	7.41	-90.1	0.74
11:55	225	10.44	12.9	1.57	400.0	7.21	-90.9	0.37
12:00	225	10.44	12.9	1.24	400.3	7.20	-92.9	0.83
12:05	225	10.44	12.9	1.17	399.4	7.36	-92.9	1.17
12:10	225	10.44	12.9	1.17	399.7	7.33	-93.5	0.74
12:15	225	10.44	12.9	1.12	399.5	7.34	-95.1	0.88
12:20	225	10.44	12.9	1.17	400.6	7.30	-93.2	0.54
12:25	225	10.44	12.9	1.15	401.9	7.33	-94.2	1.39
12:30	225	10.44	12.9	115	401.5	7.33	-97.0	0.36

12:35

Analysis: VOCs / SVOCs / Metals / ETPH / Other-Cyanide
Sample Containers: HCl voas 3 1L unpres Ambers 3 HNO3 Plastic 1 Other 1 NaOH
Pump: Bladder / Peristaltic / Grunfos / Other-

Color: clear
Odor: very faint ET odor
Sheen: none

Turbidity: 0.36
Well Condition: good
Repairs: none

Low-Flow Data Sheet

Project Name: Eversource-Rockville MGP
Project Number: E-0755-044
Static Depth to Water (ft): 9.05
Depth to Bottom (ft): 15.55
Screen interval: 6-16
Point of intake: 14

Well: MW-26S
Date: 6/4/20
Sample time: 15:30
Sampler: MK
Purged (gal): 3

Time (3-5 min.)	Discharge/ Pumping rate (100-400 mL/min)	DTW (ft) (<0.3 ft)	Temp. (°C) (<3%)	DO (mg/L) (<10%) or below 0.5	Specific Cond. (mS/cm) (<3%)	pH (+/- 0.1)	ORP (mV) (+/- 10 mV)	Turbidity (NTU) (< 5 NTU or <10%)
12:50	230	9.05	12.1	1.45	477.7	6.63	33.1	57.5
12:55	230	9.05	12.1	2.04	483.5	6.64	44.0	26.0
13:00	230	9.05	12.0	2.21	485.4	6.69	43.5	14.5
13:05	230	9.05	12.1	2.02	459.7	6.69	45.5	7.14
13:10	230	9.05	12.0	2.21	491.4	6.67	44.9	4.24
13:15	230	9.05	12.1	2.31	485	6.66	51.1	1.06
13:20	230	9.05	12.1	2.33	483.3	6.66	52.6	1.63
13:25	230	9.05	12.0	2.35	485.9	6.65	54.7	0.97

Analysis: VOCs / SVOCs / Metals / ETPH / Other- Cyanide
Sample Containers: HCl voas 3 1L unpres Ambers 3 HNO3 Plastic 1 Other 1 NaOH
Pump: Bladder / Peristalic / Grunfos / Other-

Color: clear
Odor: none
Sheen: none

Turbidity:
Well Condition: good
Repairs: none

Low-Flow Data Sheet

Project Name: Eversource-Rockville MGP
Project Number: E-0755-044
Static Depth to Water (ft): 10.44
Depth to Bottom (ft): 73.99
Screen interval: 64-74
Point of intake: 72

Well: MW-29D
Date: 6/4/26
Sample time: 9:45
Sampler: BMC
Purged (gal): 16.5

Time (3-5 min.)	Discharge/ Pumping rate (100-400 mL/min)	DTW (ft) (<0.3 ft)	Temp. (°C) (<3%)	DO (mg/L) (<10%) or below 0.5	Specific Cond. (mS/cm) (<3%)	pH (+/- 0.1)	ORP (mV) (+/- 10 mV)	Turbidity (NTU) (< 5 NTU or <10%)
9:15	240	10.44	12.5	11.43	701	6.40	83.3	0.02
9:20	240	10.44	12.6	9.37	701	6.74	93.3	0.02
9:25	240	10.44	12.5	9.41	701	6.75	94.4	0.02
9:30	240	10.44	12.5	9.14	701	6.75	95.3	0.02
9:35	240	10.44	12.5	7.91	701	6.75	95.3	0.02
9:40	240	10.44	12.5	6.95	702	6.75	95.5	0.02
9:45	240	10.44	12.5	7.07	702	6.75	95.6	0.02
9:50	240	10.44	12.5	6.65	702	6.75	95.7	0.02
9:55	240	10.44	12.6	6.52	702	6.75	95.9	0.02
10:00	240	10.44	12.6	6.62	704	6.75	95.6	0.02
10:05	240	10.44	12.5	6.60	703	6.75	95.5	0.02
10:10	240	10.44	12.6	6.61	703	6.76	95.7	0.02
10:15	240	10.44	12.6	6.60	703	6.75	96.1	0.02
10:20	240	10.44	12.6	6.60	702	6.75	96.6	0.02
10:25	240	10.44	12.5	6.73	703	6.75	97.0	0.02
10:30	240	10.44	12.6	5.64	702	6.75	97.0	0.02
10:35	240	10.44	12.6	5.50	703	6.75	97.0	0.02
10:40	240	10.44	12.6	5.51	703	6.74	97.0	0.02

9:45

Analysis: VOCs / SVOCs / Metals / ETPH / Other- Cyanide
Sample Containers: HCl voas 3 1L unpres Ambers 3 HNO3 Plastic 1 Other 1 NaOH
Pump: Bladder / Peristalic / Grunfos / Other-

Color: clear
Odor: none
Sheen: none

Turbidity: 0.02
Well Condition: good
Repairs: none

Low-Flow Data Sheet

Project Name: Eversource-Rockville MGP
Project Number: E-0755-044
Static Depth to Water (ft): 22.05
Depth to Bottom (ft): 100
Screen interval: 90-100
Point of intake: 97

Well: MW-108R
Date: 6/19/20
Sample time: 12:35
Sampler: BPC
Purged (gal): 13

Time (3-5 min.)	Discharge/ Pumping rate (100-400 mL/min)	DTW (ft) (<0.3 ft)	Temp. (°C) (<3%)	DO (mg/L) (<10%) or below 0.5	Specific Cond. (mS/cm) (<3%)	pH (+/- 0.1)	ORP (mV) (+/- 10 mV)	Turbidity (NTU) (< 5 NTU or <10%)
10:45	240	22.22	12.9	50.04	637	7.59	-35.9	72.3
10:50	240	22.22	13.0	17.77	636.1	7.45	-36.4	59.1
10:55	240	22.25	12.9	11.45	6.55	7.37	-19.2	45.3
11:00	240	22.25	12.7	10.94	664	7.32	-13.1	44.1
11:05	240	22.25	12.7	10.03	676	7.30	-10.4	42.7
11:10	240	22.25	12.6	9.79	678	7.26	-5.6	40.4
11:15	240	22.25	12.6	9.53	707	7.26	-4.5	38.7
11:20	240	22.25	12.5	9.44	710	7.24	-1.6	30.5
11:25	240	22.25	12.5	9.63	715	7.22	2.3	25.3
11:30	240	22.25	12.5	9.33	716	7.23	2.6	25.1
11:35	240	22.25	12.6	9.10	711	7.23	3.1	24.7
11:40	240	22.25	12.7	9.00	717	7.23	4.0	20.1
11:45	240	22.25	12.7	9.45	720	7.23	5.6	14.2
11:50	240	22.25	12.7	9.75	720	7.24	5.7	14.4
11:55	240	22.25	12.4	9.72	721	7.22	7.9	20.6
12:00	240	22.25	12.7	9.63	723	7.21	7.5	21.4
12:05	240	22.25	12.7	9.80	723	7.22	7.5	23.9
12:10	240	22.25	12.7	9.62	722	7.22	6.6	27.1
12:15	240	22.25	12.7	9.64	721	7.23	4.6	13.6
12:20	240	22.25	12.7	9.42	724	7.23	4.3	8.3
12:25	240	22.25	12.7	9.73	721	7.24	3.4	4.9
12:30	240	22.25	12.7	9.76	724	7.23	3.1	3.7

Sample 12:35

Analysis: VOCs / ~~SVOCs~~ / Metals / ~~ETPH~~ / Other-
Sample Containers: HCl voas ____ 1L unpres Ambers 3 HNO3 Plastic____ Other____
Pump: Bladder / ~~Peristaltic~~ / Grunfos / Other-

Color: Clear
Odor: ~~Odor~~ none
Sheen: none

Turbidity: 3.7
Well Condition: Good
Repairs: none

Low-Flow Data Sheet

Project Name: Rockville MGP
Project Number: E-0755-044
Static Depth to Water (ft): 6.71
Depth to Bottom (ft): 9.80
Screen interval: 1-9
Point of intake: 9.70

Well: MW-39S
Date: 6/9/20
Sample time: 1314
Sampler: MJR
Purged (gal): 2

Time (3-5 min.)	Discharge/ Pumping rate (100-400 mL/min)	DTW (ft) (<0.3 ft)	Temp. (°C) (<3%)	DO (mg/l) (<10%) or below 0.5	Specific Cond. (mS/cm) (<3%)	pH (+/- 0.1)	ORP (mV) (+/- 10 mV)	Turbidity (NTU) (< 5 NTU or <10%)
12:55	96	4.64	12.7	13.76	239.7	6.60	-6.2	40.0
13:00	96	4.64	12.0	6.61	244.1	6.50	-24.3	4.44
13:05	96	4.64	11.4	4.36	244.2	6.41	-33.4	4.01
13:10	96	4.64	12.3	5.60	244.5	6.41	-44.7	3.97
13:15	96	4.64	12.5	5.12	244.1	6.36	-48.3	2.71
13:20	96	4.64	12.2	4.49	244.3	6.36	-51.4	1.53
13:25	96	4.64	12.2	4.36	244.2	6.31	-54.7	1.36
13:30	96	4.64	12.2	3.77	244.4	6.31	-54.9	0.71
13:35	96	4.64	12.2	3.41	245.4	6.31	-59.6	0.02

Sampled 1340

Analysis: VOCs / SVOCs / Metals / ETPH / Other-
Sample Containers: HCl voas ____ 1L unpres Ambers 3 HNO3 Plastic____ Other____
Pump: Bladder / Peristaltic / Grunfos / Other

Color: clear
Odor: Volatile petroleum odor
Sheen: none

Turbidity: 0.02
Well Condition: good
Repairs: none

Pump ran dry or began to suck air slow pumping rate

Low Flow Data Sheet

Project Name: Rockville MGP
Project Number: E-0755-044
Static Depth to Water (ft): 15.24
Depth to Bottom (ft): 24.24
Screen interval: 22-25
Point of intake: 23

Well: MW-95
Date: 6/9/20
Sample time: 14:55
Sampler: BJC
Purged (gal): 3

Time (3-5 min.)	Discharge/ Pumping rate (100-400 mL/min)	Drawdown (ft) (<0.3 ft)	Temp. (°C) (<3%)	DO (mg/L) (<10%) or below 0.5	Specific Cond. (mS/cm) (<3%)	pH (+/- 0.1)	ORP (mV) (+/- 10 mV)	Turbidity (NTU) (< 5 NTU or <10%)
14:15	225	15.31	12.6	5.06	457.4	6.75	-126.6	10.5
14:20	225	15.31	12.7	4.51	460.4	6.75	-137.4	5.31
14:25	225	15.31	12.9	5.16	467.1	6.74	-149.9	0.92
14:30	225	15.31	12.7	3.21	472.1	6.81	-154.3	0.02
14:35	225	15.31	12.7	2.37	472.3	6.82	-156.9	0.02
14:40	225	15.31	12.7	2.06	473.5	6.82	-157.3	0.02
14:45	225	15.31	12.4	2.02	475.1	6.84	-162.0	0.02
14:50	225	15.31	12.8	2.01	476.4	6.84	-161.3	0.02

14:55

Analysis: VOCs / SVOCs / Metals / ETPH / Other-
Sample Containers: HCl voas ___ 1L unpres Ambers 3 HNO3 Plastic___ Other___
Pump: Bladder / Peristaltic / Grundfos / Other

Color: clear
Odor: Slight Diesel
Sheen: none

Turbidity: 0.02
Well Condition: Good
Repairs: none

Low-Flow Data Sheet

Project Name: Rockville Former MGP Phase III ESA
Project Number: 14-5042-024
Static Depth to Water (ft): 7.9 (TOR)
Depth to Bottom (ft): 15 (TOR)
Screen interval: 5-15 ft, (BGS)
Point of intake: ~9 (TOR)

Well: MW-34S
Date: 6/30/2020
Sample time: 9:25
Sampler: L. Willey
Purged (gal): ~1.1 gals

Time (3-5 min.)	Discharge/ Pumping rate (100-400 mL/min)	DTW (ft) (<0.3 ft)	pH (+/- 0.1)	Temp. (°C) (<3%)	Turbidity (NTU) (< 5 NTU or <10%)	DO (mg/L) (<10%) or below 0.5	ORP (mV) (+/- 10 mV)	Specific Cond. (mS/cm) (<3%)
8:45	107	7.9	6.29	15.9	2.45	0.73	38.2	243.9
8:52			6.31	15.5	4.24	0.41	35.3	243.6
8:57			6.32	15.5	1.15	0.35	32.7	243.2
9:02			6:30	15.1	0.32	0.32	30.9	242.7
9:07		8	6:31	14.9	2.83	0.29	30.5	241.3
9:12			6:31	15.2	2.27	0.31	30.2	241.8
9:17			6:31	14.9	1.33	0.28	30.2	241.8
9:24			6:31	14.9	0	0.29	30	242
SAMPLE-9:25								

Analysis: VOCs / **SVOCs (PAHs)** / Metals / **ETPH** / Other-
Sample Containers: HCl voas ____ 1L unpres Ambers_3___ HNO3 Plastic_____ Other_____
Pump: Bladder / **Peristalic** / Grunfos / Other-

Color: Clear
Odor: None Observed
Sheen: None Observed

Turbidity: Clear
Well Condition: Good
Repairs: N/A

Low-Flow Data Sheet

Project Name: Rockville Former MGP Phase III ESA
Project Number: 14-5042-024
Static Depth to Water (ft): 19.4 (TOR)
Depth to Bottom (ft): 84
Screen interval: 74-84 ft. (BGS)
Point of intake: ~-80 ft

Well: MW-03DR
Date: 9/28/2020
Sample time: 13:20
Sampler: L. Willey
Purged (gal): ~4.0 gals.

Time (3-5 min.)	Discharge/ Pumping rate (100-400 mL/min)	DTW (ft) (<0.3 ft)	pH (+/- 0.1)	Temp. (°C) (<3%)	Turbidity (NTU) (< 5 NTU or <10%)	DO (mg/L) (<10%) or below 0.5	ORP (mV) (+/- 10 mV)	Specific Cond. (mS/cm) (<3%)
10:45	113	19.4	6.19	15.99	NM	0.82	120.9	0.415
10:55			6.33	16.54	25.54	0.68	103.8	0.422
11:03			6.3	16.46	20.6	0.53	102.4	0.421
11:08			6.36	17.91	18.6	0.57	97.2	0.433
11:13			6.4	18.49	NM	0.55	94.3	0.444
			Stop for Contractor Visit					
12:34			6.4	16.59	NM	0.61	116.6	0.42
12:38			6.41	17.41	NM	0.6	112.8	0.428
12:42			6.41	17	9.8	0.6	109	0.427
12:46			6.4	16.78	7.04	0.77	106	0.424
12:50			6.37	16.85	6.31	0.61	105	0.422
12:58			6.38	16.6	5.81	0.49	100	0.426
13:03			6.38	17.04	6.31	0.48	99.2	0.425
13:06			6.39	16.88	5.07	0.46	98.5	0.427
13:09			6.38	17	5.06	0.44	98.4	0.426
13:12			6.38	17.11	5.34	0.45	98	0.426
SAMPLE-13:20								

Analysis: **VOCs / SVOCs (PAHs) / Metals / ETPH / Other-TCN**
Sample Containers: HCl voas __3__ 1L unpres Ambers_3___ HNO3 Plastic__1___ Other____1- NaOH_____
Pump: Bladder / Peristalic / **Grunfos** / Other-

Color: Clear
Odor: Naphthalene-like Odor Observed
Sheen: None Observed

Turbidity: Clear
Well Condition: Good
Repairs: N/A

Low-Flow Data Sheet

Project Name: Rockville Former MGP Phase III
Project Number: 140755044E
Static Depth to Water (ft): 4.72
Depth to Bottom (ft): 15'
Screen interval: 5'-15'
Point of intake: 10'

Well: MW-345
Date: 9/22/20
Sample time: 9:40
Sampler: BPL
Purged (gal): ~1

Time (3-5 min.)	Discharge/ Pumping rate (100-400 mL/min)	DTW (ft) (<0.3 ft)	pH (+/- 0.1)	Temp. (°C) (<3%)	Turbidity (NTU) (< 5 NTU or <10%)	DO (mg/L) (<10%) or below 0.5	ORP (mV) (+/- 10 mV)	Specific Cond. (mS/cm) (<3%)
07:55	124	4.42	6.04	17.9	11.59	0.57	92.1	270.2
04:00	124	4.42	6.05	14.0	5.36	0.36	72.0	267.2
04:05	124	4.42	6.12	14.2	3.47	0.27	67.6	266.3
04:10	124	4.42	6.09	14.3	1.02	0.24	62.3	265.2
04:15	120	4.42	6.10	14.4	0.31	0.20	58.4	266.4
04:20	124	4.42	6.13	18.4	0.00	0.24	55.3	265.9
04:25	124	4.42	6.12	14.4	0.04	0.20	53.5	265.1
04:30	124	4.42	6.11	14.5	0.00	0.19	52.2	266.2
04:35	124	4.42	6.11	14.5	0.00	0.17	49.4	265.9

Stopped 9:40

Analysis: VOCs / SVOCs / Metals / ETPH / Other-
Sample Containers: HCl voas ____ 1L unpres Ambers 3 HNO3 Plastic____ Other____
Pump: Bladder / Peristalic / Grunfos / Other-

Color: Clear
Odor: none
Sheen: none

Turbidity: 0.00
Well Condition: Good
Repairs: none

Low-Flow Data Sheet

Project Name: Rockville Former MGP Phase III
Project Number: 140755044E
Static Depth to Water (ft): 10.57
Depth to Bottom (ft):
Screen interval:
Point of intake:

Well: ML-6S
Date: 9/17/25
Sample time: 09:45
Sampler: RBL
Purged (gal): 2

Time (3-5 min.)	Discharge/ Pumping rate (100-400 mL/min)	DTW (ft) (<0.3 ft)	pH (+/- 0.1)	Temp. (°C) (<3%)	Turbidity (NTU) (< 5 NTU or <10%)	DO (mg/L) (<10%) or below 0.5	ORP (mV) (+/- 10 mV)	Specific Cond. (mS/cm) (<3%)
09:30	245	11.71	6.37	14.7	0.00	0.25	91.4	265.5
09:35	210	11.69	6.34	14.5	0.00	0.19	98.2	265.1
09:30	210	11.69	6.34	14.5	0.00	0.19	92.4	264.4
09:35	210	11.69	6.35	14.6	0.00	0.17	90.1	264.2
09:40	210	11.69	6.31	14.7	0.00	0.26	93.4	264.6

09:48

Analysis: VOCs / SVOCs / Metals / ETPH / Other-
Sample Containers: HCl voas ____ 1L unpres Ambers 3 HNO3 Plastic____ Other____
Pump: Bladder / Peristalic / Grunfos / Other-

Color: clear
Odor: none
Sheen: none

Turbidity: 0.00
Well Condition: good
Repairs: none

Low-Flow Data Sheet

Project Name: ~~Hunts Brook Property~~ Hazeltine MGP
Project Number: E-0754-120
Static Depth to Water (ft): 7.56
Depth to Bottom (ft):
Screen interval:
Point of intake:

Well: MW-345
Date: ~~7/28/2020~~ 9/22/20
Sample time: 11:30
Sampler: BPC
Purged (gal): ~0.2 gal

Time (3-5 min.)	Discharge/ Pumping rate (100-400 mL/min)	DTW (ft) (<0.3 ft)	Temp. (°C) (<3%)	DO (mg/L) (<10%) or below 0.5	Specific Cond. (mS/cm) (<3%)	pH (+/- 0.1)	ORP (mV) (+/- 10 mV)	Turbidity (NTU) (< 5 NTU or <10%)

Low-Flow Data Sheet

Project Name: Rockville Former MGP Phase III ESA
Project Number: 14-5042-024
Static Depth to Water (ft): 11.27 (TOR)
Depth to Bottom (ft): 13.66 (TOR)
Screen interval: 2-12 ft, (BGS)
Point of intake: ~12 (TOR)

Well: MW-6S
Date: 12/2/2020
Sample time: 11:15
Sampler: L. Willey
Purged (gal): 2 gals.

Time (3-5 min.)	Discharge/ Pumping rate (100-400 mL/min)	DTW (ft) (<0.3 ft)	pH (+/- 0.1)	Temp. (°C) (<3%)	Turbidity (NTU) (< 5 NTU or <10%)	DO (mg/L) (<10%) or below 0.5	ORP (mV) (+/- 10 mV)	Specific Cond. (mS/cm) (<3%)
10:38	~250 mL/min	11.27	NM	11.52	NM	0.97	182	215
10.46		11.27	5.97	11.18	8.99	1.17	180	209
10.51		11.27	5.95	11.23	4.35	0.95	180	209
10:56		11.27	5.94	11.3	2.46	0.73	179	209
11:00		11.27	5.96	11.45	1.25	0.68	178	207
11:07		11.27	5.98	11:44	0.76	0.6	178	203
11:11		11.27	5.97	11.68	0.37	0.66	178	205
11:15		11.27	5.98	11.61	0.09	0.67	178	205
SAMPLE								

Analysis: VOCs / **SVOCs (PAHs)** / Metals / **ETPH** / Other-
Sample Containers: HCl voas ____ 1L unpres Ambers_3___ HNO3 Plastic_____ Other_____
Pump: Bladder / **Peristalic** / Grunfos / Other-

Color: Clear
Odor: None Observed
Sheen: None Observed

Turbidity: Clear
Well Condition: Good
Repairs: N/A

Low-Flow Data Sheet

Project Name: Rockville Former MGP Phase III ESA
Project Number: 14-5042-024
Static Depth to Water (ft): 7.1 (TOR)
Depth to Bottom (ft): 9 (TOR)
Screen interval: 4-9 ft, (BGS)
Point of intake: ~8 (TOR)

Well: MW-39S
Date: 12/2/2020
Sample time: 12:50
Sampler: L. Willey
Purged (gal): 1.25 gals.

Time (3-5 min.)	Discharge/ Pumping rate (100-400 mL/min)	DTW (ft) (<0.3 ft)	pH (+/- 0.1)	Temp. (°C) (<3%)	Turbidity (NTU) (< 5 NTU or <10%)	DO (mg/L) (<10%) or below 0.5	ORP (mV) (+/- 10 mV)	Specific Cond. (mS/cm) (<3%)
12:17	77	8.4	5.76	12.88	69	7.28	184	65
12:21			5.8	13.76	10.33	1.67	147	140
12:25			5.89	14.03	6.18	1.57	149	149
12:29			5.88	13.79	6.6	1.66	98.6	154
12:36			5.87	13.82	0.17	1.46	83.8	158
12:40			5.88	0:28	0	1.53	78.6	160
12:43		8.5	5.89	14.03	0	1.6	75.1	161
12:46			5.87	14.17	1.48	1.67	74.6	161
SAMPLE-12:50								

Analysis: VOCs / **SVOCs (PAHs)** / Metals / **ETPH** / Other-
Sample Containers: HCl voas ____ 1L unpres Ambers_3___ HNO3 Plastic_____ Other_____
Pump: Bladder / **Peristalic** / Grunfos / Other-

Color: Clear
Odor: Sl. Naphthalene-like Odor Observed
Sheen: None Observed
Turbidity: Clear
Well Condition: Good
Repairs: N/A

Low-Flow Data Sheet

Project Name: Rockville Former MGP Phase III ESA
Project Number: 14-5042-024
Static Depth to Water (ft): 10.59(TOR)
Depth to Bottom (ft): 37 (TOR)
Screen interval: 27-37 ft, (BGS)
Point of intake: ~-30 ftTOR

Well: MW-42M
Date: 12/2/2020
Sample time: 15:00
Sampler: L. Willey
Purged (gal): ~3.0 gals.

Time (3-5 min.)	Discharge/ Pumping rate (100-400 mL/min)	DTW (ft) (<0.3 ft)	pH (+/- 0.1)	Temp. (°C) (<3%)	Turbidity (NTU) (< 5 NTU or <10%)	DO (mg/L) (<10%) or below 0.5	ORP (mV) (+/- 10 mV)	Specific Cond. (mS/cm) (<3%)
14:11			6.46	13.86	NM	0.38	19.9	205
14:13			6.51	13.88	84.7	0.22	1.7	206
14:17			6.53	13.77	182.4	0.16	-9.3	205
14:21			6.5	14.11	281.5	0.12	-14.4	206
14:24			6.55	13.86	102	0.11	-18.9	207
14:28			6.55	13.61	149	0.05	-30.2	207
14:32			6.57	13.56	121	0.05	-34.9	207
14:35	148	10.59	6.52	13.48	118	0.04	-39.9	206
14:38			6.52	13.46	98.23	0.04	-39.7	207
14:42			6.52	13.45	112	0.02	-41.5	206
14:45			6.52	13.49	92.23	0.04	-43.7	207
14:50			6.52	13.9	80.97	0.01	-44.6	206
14:53			6.5	13.41	66.44	0.01	-44.6	206
14:56			6.51	13.21	70.75	0.02	-46.1	205
15:00			6.52	12.23	66.24	0.01	-45.8	205
SAMPLE-15:00								
Duplicate collected								

Analysis: **VOCs / SVOCs (PAHs) / Metals / ETPH / Other-TCN**
Sample Containers: HCl voas __6__ 1L unpres Ambers_8___ HNO3 Plastic__2___ Other____2- NaOH_____
Pump: Bladder / **Peristalic** / Grunfos / Other-

Color: Cloudy-silt- Lt. tan
Odor: Naphthalene-like Odor Observed
Sheen: None Observed

Turbidity: Cloudy
Well Condition: Good
Repairs: N/A

Tighe&Bond

APPENDIX D

NEW YORK STATE DEPARTMENT OF HEALTH
INDOOR AIR QUALITY QUESTIONNAIRE AND BUILDING INVENTORY
CENTER FOR ENVIRONMENTAL HEALTH

This form must be completed for each residence involved in indoor air testing.

Preparer's Name Lynn Willa Date/Time Prepared 2/28/20 1935

Preparer's Affiliation Tighe & Bond, Inc. Phone No. 860-852-5214

Purpose of Investigation Groundwater / Soil Vapor Investigation
Rockville Former MGP Site

1. OCCUPANT:

Interviewed: (Y) N

Last Name: Olzacki First Name: Bogdan

Address: 33 West Street, Rockville, Vernon, CT

County: Tolland

Parish off: ce

Home Phone: 860-871-1970 Office Phone: _____

Number of Occupants/persons at this location 2 Age of Occupants not provided

2. OWNER OR LANDLORD: (Check if same as occupant ___)

Interviewed: Y / N

Last Name: _____ First Name: _____

Address: _____

County: _____

Home Phone: _____ Office Phone: _____

3. BUILDING CHARACTERISTICS

Type of Building: (Circle appropriate response)

(Residential) Industrial School (Church) Rectory Commercial/Multi-use Other: _____

If the property is residential, type? (Circle appropriate response)

Ranch	2-Family	3-Family
Raised Ranch	Split Level	(Colonial) – early 1900s
Cape Cod	Contemporary	Mobile Home
Duplex	Apartment House	Townhouses/Condos
Modular	Log Home	Other:_____

If multiple units, how many? –

If the property is commercial, type?

Business Type(s) Not applicable

Does it include residences (i.e., multi-use)? Y / N If yes, how many? _____

Other characteristics:

Number of floors 2 living + Attic + BASEMENT Building age ~1918- Roof card.

Is the building insulated? Y / (N) Based on age How air tight? Tight / (Average) / Not Tight

4. **AIRFLOW**

Use air current tubes or tracer smoke to evaluate airflow patterns and qualitatively describe:

Airflow between floors

Air Flow is limited by doorway to basement.

Airflow near source

NONE NOTED -

Outdoor air infiltration

IN BASEMENT, Hatchway entrance. Stacked stone foundation, around windows + near Chimneys

Infiltration into air ducts

NONE NOTED

5. BASEMENT AND CONSTRUCTION CHARACTERISTICS (Circle all that apply)

a. Above grade construction:	wood frame	concrete	stone	(brick)
b. Basement type:	(full)	(crawlspace)	slab	other _____
c. Basement floor:	(concrete)	dirt	stone	other Laminate Floors in meeting Area.
d. Basement floor:	(uncovered)	covered	covered with _____	
e. Concrete floor:	(unsealed)	sealed	sealed with _____	
f. Foundation walls:	poured	block	(stone)	other _____
g. Foundation walls:	(unsealed) *	sealed	sealed with * Some Dry Stack + Concrete	
h. The basement is:	wet	damp	(dry)	moldy — Some musty odor noted.
i. The basement is:	finished	unfinished	(partially finished)	
j. Sump present?	Y / (N)			
k. Water in sump?	Y / N / (not applicable)			

Basement/Lowest level depth below grade: ~4 (feet)

Identify potential soil vapor entry points and approximate size (e.g., cracks, utility ports, drains)

Some cracks in floor, small cut out near furnace
Dry Stacked stone, utility entrances (sewer, gas, water) around foundation

6. HEATING, VENTING and AIR CONDITIONING (Circle all that apply)

Type of heating system(s) used in this building: (circle all that apply – note primary)

Hot air circulation	Heat pump	(Hot water baseboard)	likely hot water.
Space Heaters	(Steam radiation)	Radiant floor	
Electric baseboard	Wood stove	Outdoor wood boiler	Other _____

The primary type of fuel used is:

(Natural Gas)	Fuel Oil * FORMER BASED ON CREEP	Kerosene	
Electric	Propane	Solar	
Wood	Coal		

Domestic hot water tank fueled by: Water Heater

Boiler/furnace located in: (Basement) Outdoors Main Floor Other _____

Air conditioning: (Central Air) Window units Open Windows None

Not operating - winter.

Are there air distribution ducts present? (Y)/ N

Describe the supply and cold air return ductwork, and its condition where visible, including whether there is a cold air return and the tightness of duct joints. Indicate the locations on the floor plan diagram.

Radiators are present in first floor. AC ducts are present on western side of basement.

7. OCCUPANCY

Is basement/lowest level occupied? (Full-time) Occasionally Seldom Almost Never

Level	General Use of Each Floor (e.g., familyroom, bedroom, laundry, workshop, storage)
Basement	Mechanicals + Meeting Room + Storage
1st Floor	Kitchen, Laundry, Sitting Rooms, Rectory AREA
2nd Floor	Living
3rd Floor	—
4th Floor	—

8. FACTORS THAT MAY INFLUENCE INDOOR AIR QUALITY

a. Is there an attached garage?	Y/(N)	
b. Does the garage have a separate heating unit?	Y/N/(NA)	
c. Are petroleum-powered machines or vehicles stored in the garage (e.g., lawnmower, atv, car)	Y/N/(NA)	Please specify
d. Has the building ever had a fire?	Y/(N)	When?
e. Is a kerosene or unvented gas space heater present?	Y/(N)	Where?
f. Is there a workshop or hobby/craft area?	Y/(N)	Where & Type?
g. Is there smoking in the building?	Y/(N)	How frequently?
h. Have cleaning products been used recently?	(Y)/N	When & Type? Clothes washing - 1st Floor Entrance
i. Have cosmetic products been used recently?	Y/(N)	When & Type?

j. Has painting/staining been done in the last 6 months? Y / (N) Where & When? _____

k. Is there new carpet, drapes or other textiles? Y / (N) Where & When? _____

l. Have air fresheners been used recently? Y / (N) When & Type? _____

m. Is there a kitchen exhaust fan? (Y) N If yes, where vented? Outside

n. Is there a bathroom exhaust fan? Y / N If yes, where vented? unknown

o. Is there a clothes dryer? (Y) N If yes, is it vented outside? (Y) N

p. Has there been a pesticide application? Y / (N) When & Type? _____

Are there odors in the building? (Y) N
If yes, please describe: musty - Basement odor noted

Do any of the building occupants use solvents at work? Y / (N)
(e.g., chemical manufacturing or laboratory, auto mechanic or auto body shop, painting, fuel oil delivery, boiler mechanic, pesticide application, cosmetologist

If yes, what types of solvents are used? _____

If yes, are their clothes washed at work? Y / (N)

Do any of the building occupants regularly use or work at a dry-cleaning service? (Circle appropriate response)

Yes, use dry-cleaning regularly (weekly)
Yes, use dry-cleaning infrequently (monthly or less)
Yes, work at a dry-cleaning service
No
(Unknown)

Is there a radon mitigation system for the building/structure? Y (N) **Date of Installation:** _____
Is the system active or passive? ~~Active/Passive~~

9. WATER AND SEWAGE

Water Supply: (Public Water) Drilled Well Driven Well Dug Well Other: _____

Sewage Disposal: (Public Sewer) Septic Tank Leach Field Dry Well Other: _____

10. RELOCATION INFORMATION (for oil spill residential emergency) NOT APPLICABLE

a. Provide reasons why relocation is recommended: _____

b. Residents choose to: remain in home relocate to friends/family relocate to hotel/motel

c. Responsibility for costs associated with reimbursement explained? Y / N

d. Relocation package provided and explained to residents? Y / N

11. FLOOR PLANS

Draw a plan view sketch of the basement and first floor of the building. Indicate air sampling locations, possible indoor air pollution sources and PID meter readings. If the building does not have a basement, please note.

Basement: SEE PHOTO LOG / Figure 2

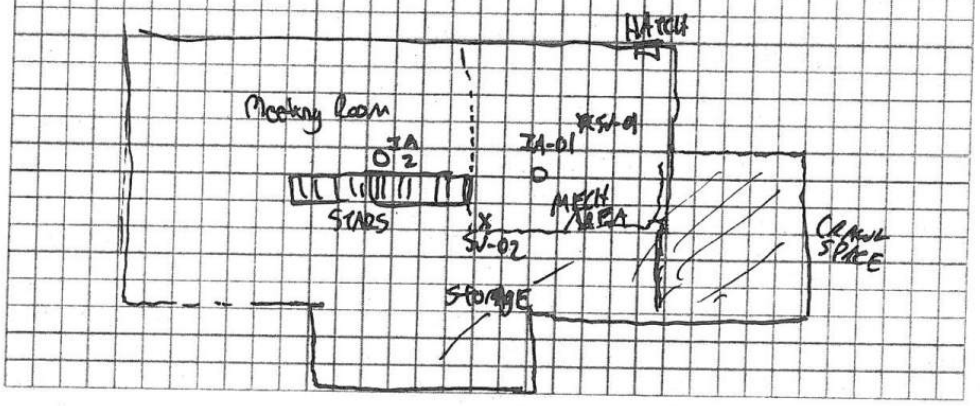

First Floor:

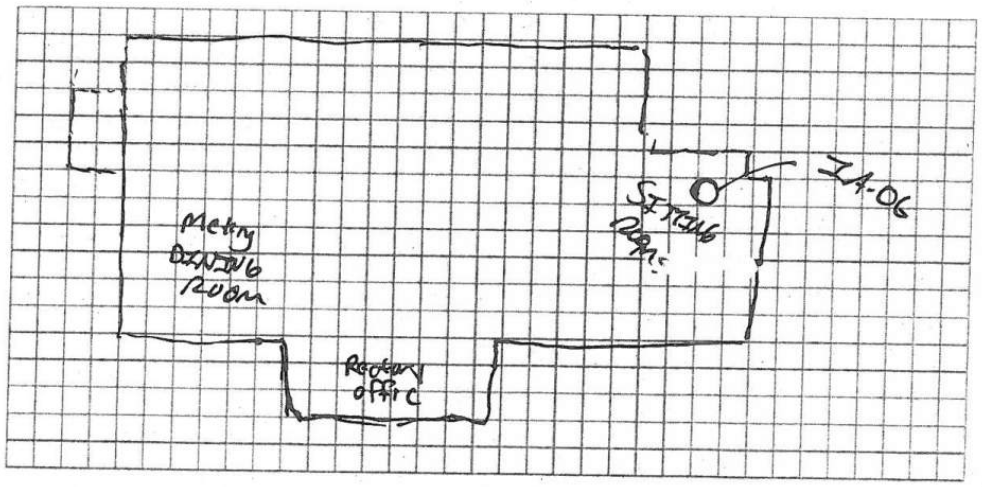

NEW YORK STATE DEPARTMENT OF HEALTH
INDOOR AIR QUALITY QUESTIONNAIRE AND BUILDING INVENTORY
CENTER FOR ENVIRONMENTAL HEALTH

This form must be completed for each residence involved in indoor air testing.

Preparer's Name Lynn Willey Date/Time Prepared 2/28/20

Preparer's Affiliation Tighe & Bond, Inc. Phone No. 860-852-5214

Purpose of Investigation Groundwater investigation / Soil Vapor Investigation

1. OCCUPANT:

Interviewed: Y / N NA - At time of Review

Last Name: _____ First Name: _____

Address: _____

County: _____

Home Phone: _____ Office Phone: _____

Number of Occupants/persons at this location _____ Age of Occupants _____

2. OWNER OR LANDLORD: (Check if same as occupant ___)

Interviewed: Y / N

Last Name: _____ First Name: _____

Address: _____

County: _____

Home Phone: _____ Office Phone: _____

3. BUILDING CHARACTERISTICS

Type of Building: (Circle appropriate response)

Residential	School	Commercial/Multi-use
Industrial	Church	(Other: Former School)

If the property is residential, type? (Circle appropriate response) NOT APPLICABLE

Ranch	2-Family	3-Family
Raised Ranch	Split Level	Colonial
Cape Cod	Contemporary	Mobile Home
Duplex	Apartment House	Townhouses/Condos
Modular	Log Home	Other:_____

If multiple units, how many? —

If the property is commercial, type?

Business Type(s) Former St. Joseph's / Recently Strong School!

Does it include residences (i.e., multi-use)? Y / (N) If yes, how many? _____

Other characteristics:

Number of floors 2 + Basement Building age ~ 1959 Prop card. / 1914 CONVERSIONS of BLDG.

Is the building insulated? Y / (N) How air tight? Tight / (Average) / Not Tight

4. **AIRFLOW**

Use air current tubes or tracer smoke to evaluate airflow patterns and qualitatively describe:

Airflow between floors

2 Stairwells are the only locations NOTED - Closed Doors.

Airflow near source

NONE NOTED

Outdoor air infiltration

- Windows - older FDs in Bathrooms.
- Exterior ENTRANCE TO GROUND LEVEL

Infiltration into air ducts

NONE NOTED

5. **BASEMENT AND CONSTRUCTION CHARACTERISTICS** (Circle all that apply)

a. Above grade construction:	wood frame	concrete	stone	(brick)
b. Basement type:	(full)	crawlspace	slab	other _____
c. Basement floor:	(concrete)	dirt	stone	other _____
d. Basement floor:	uncovered	(covered)	covered with Carpet / Tiles	
e. Concrete floor:	unsealed	(sealed)	sealed with paint	
f. Foundation walls:	(poured)	block	stone	other _____
g. Foundation walls:	unsealed	sealed	sealed with UNKNOWN	
h. The basement is:	wet	damp	(dry)	moldy
i. The basement is:	(finished)	unfinished	partially finished	
j. Sump present?	Y (N)			
k. Water in sump?	Y (N) not applicable			

Basement/Lowest level depth below grade: 3-4 (feet)

Identify potential soil vapor entry points and approximate size (e.g., cracks, utility ports, drains)

Floor Drains in Bathrooms, Urinals, Mechanical

6. **HEATING, VENTING and AIR CONDITIONING** (Circle all that apply)

Type of heating system(s) used in this building: (circle all that apply – note primary)

Hot air circulation	Heat pump	(Hot water baseboard)	
Space Heaters	Stream radiation	Radiant floor	
Electric baseboard	Wood stove	Outdoor wood boiler	Other _____

The primary type of fuel used is:

2 ASTS GROUND FLOOR

Natural Gas	(Fuel Oil)	Kerosene
Electric	Propane	Solar
Wood	Coal	

Domestic hot water tank fueled by: Fuel oil

Boiler/furnace located in:	(Basement)	Outdoors	Main Floor	Other _____
Air conditioning:	Central Air	Window units	Open Windows	(None)

GROUND FLOOR

Are there air distribution ducts present? Y / (N)

Describe the supply and cold air return ductwork, and its condition where visible, including whether there is a cold air return and the tightness of duct joints. Indicate the locations on the floor plan diagram.

7. OCCUPANCY

Is basement/lowest level occupied? Full-time Occasionally Seldom Almost Never

Level	General Use of Each Floor (e.g., familyroom, bedroom, laundry, workshop, storage)
Basement	Class Rooms, Activity Room, Kitchen Mens + Womens Bathroom
1st Floor	Class Rooms ↕ Stairs closed doors.
2nd Floor	Class Rooms
3rd Floor	—
4th Floor	—

8. FACTORS THAT MAY INFLUENCE INDOOR AIR QUALITY

a. Is there an attached garage?	Y / (N)	
b. Does the garage have a separate heating unit?	Y / N / NA	
c. Are petroleum-powered machines or vehicles stored in the garage (e.g., lawnmower, atv, car)	Y / N / (NA)	Please specify _____
d. Has the building ever had a fire?	Y / N	When? NA
e. Is a kerosene or unvented gas space heater present?	Y / (N)	Where? _____
f. Is there a workshop or hobby/craft area?	Y / (N)	Where & Type? _____
g. Is there smoking in the building?	Y / (N)	How frequently? _____
h. Have cleaning products been used recently?	Y / (N)	When & Type? School UNUSED FOR THE MOST PART.
i. Have cosmetic products been used recently?	Y / (N)	When & Type? _____

j. Has painting/staining been done in the last 6 months? Y / (N) Where & When? _____

k. Is there new carpet, drapes or other textiles? Y / (N) Where & When? _____

l. Have air fresheners been used recently? Y / (N) When & Type? _____

m. Is there a kitchen exhaust fan? Y / (N) If yes, where vented? _____

n. Is there a bathroom exhaust fan? Y / (N) If yes, where vented? _____

o. Is there a clothes dryer? Y / (N) If yes, is it vented outside? Y / N

p. Has there been a pesticide application? Y / (N) When & Type? _____

Are there odors in the building? Y / N
If yes, please describe: NONE NOTED w exception- Fuel Oil in Mechanical

Do any of the building occupants use solvents at work? Y / (N)
(e.g., chemical manufacturing or laboratory, auto mechanic or auto body shop, painting, fuel oil delivery, boiler mechanic, pesticide application, cosmetologist

If yes, what types of solvents are used? _____

If yes, are their clothes washed at work? Y (N)

Do any of the building occupants regularly use or work at a dry-cleaning service? (Circle appropriate response)

Yes, use dry-cleaning regularly (weekly) (No)
Yes, use dry-cleaning infrequently (monthly or less) Unknown
Yes, work at a dry-cleaning service

Is there a radon mitigation system for the building/structure? Y / (N) **Date of Installation:** _____
Is the system active or passive? ~~Active/Passive~~

9. WATER AND SEWAGE

Water Supply: (Public Water) Drilled Well Driven Well Dug Well Other: _____

Sewage Disposal: (Public Sewer) Septic Tank Leach Field Dry Well Other: _____

10. RELOCATION INFORMATION (for oil spill residential emergency) NOT APPLICABLE.

a. Provide reasons why relocation is recommended: _____

b. Residents choose to: remain in home relocate to friends/family relocate to hotel/motel

c. Responsibility for costs associated with reimbursement explained? Y / N

d. Relocation package provided and explained to residents? Y / N

11. FLOOR PLANS

Draw a plan view sketch of the basement and first floor of the building. Indicate air sampling locations, possible indoor air pollution sources and PID meter readings. If the building does not have a basement, please note.

Basement: GROUND LEVEL – SEE PHOTO LOG + FIGURE 2. AND ATTACHED SKETCH.

First Floor:

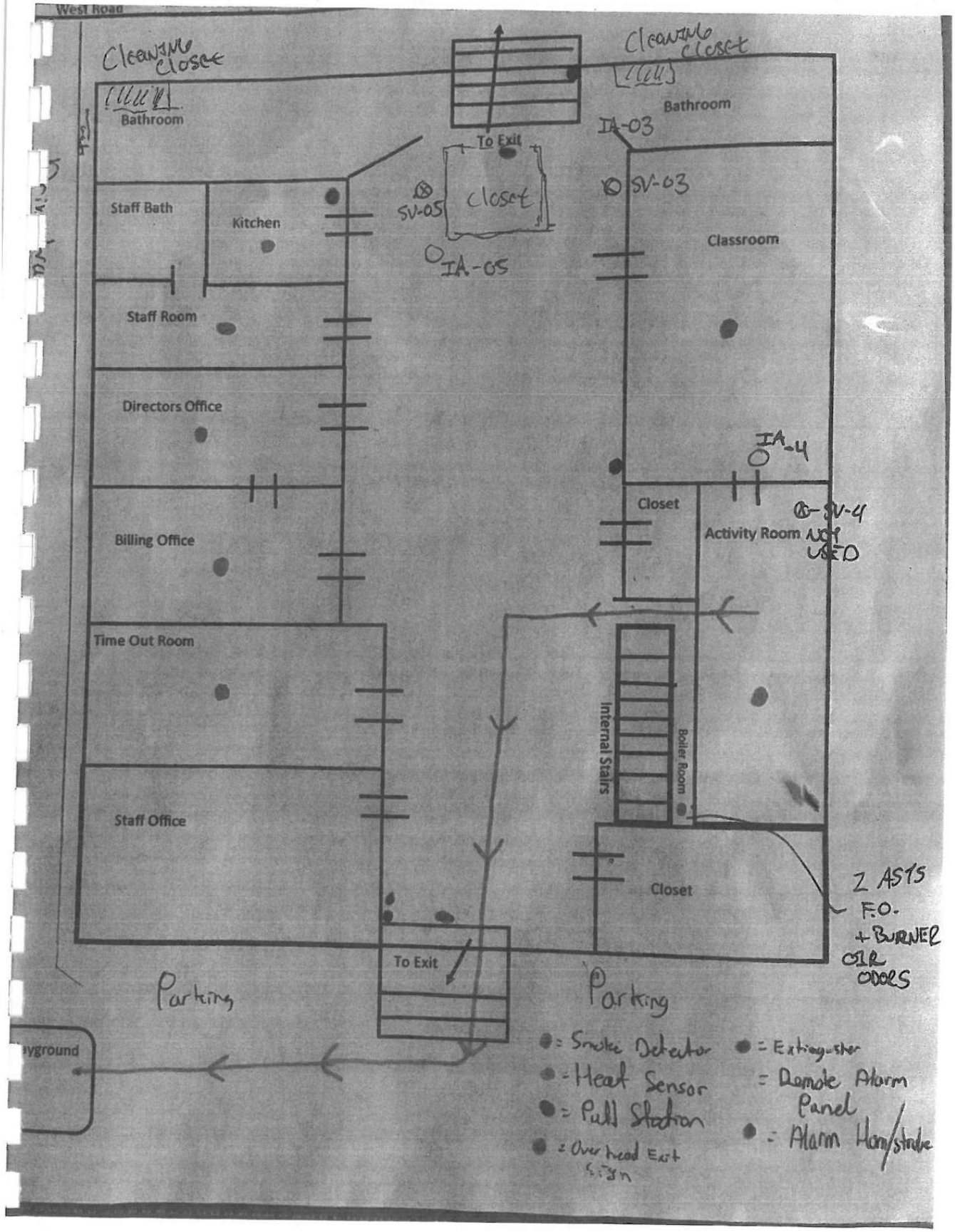
West Road
Cleaning Closet
Bathroom
To Exit
Cleaning Closet
Bathroom
IA-03
SV-05
Closet
SV-03
IA-05
Staff Bath
Kitchen
Classroom
Staff Room
Directors Office
IA-4
Closet
SV-4
Activity Room NOT USED
Billing Office
Time Out Room
Internal Stairs
Boiler Room
Staff Office
Closet
2 AST's F.O. + BURNER OIL COOLS
To Exit
Parking
Parking
playground
= Smoke Detector
= Heat Sensor
= Pull Station
= Overhead Exit Sign
= Extinguisher
= Remote Alarm Panel
= Alarm Horn/strobe

Attachment A - Photographic Log

Client: The Connecticut Light and Power Co. dba Eversource Energy **Job Number:** 14075504E
Site: Rockville Former MGP Site– Off-site Soil Vapor Investigation St. Joseph Church Property

Photograph No.: 1	**Date:** 2/28/20	**Direction Taken:** Northeast
Description: Exterior Former St. Joseph School Building		



Photograph No.: 2	**Date:** 2/28/20	**Direction Taken:** Southeast
Description: Exterior of Rectory Building		



Attachment A - Photographic Log

Client: The Connecticut Light and Power Co. dba Eversource Energy **Job Number:** 14075504E
Site: Rockville Former MGP Site– Off-site Soil Vapor Investigation St. Joseph Church Property

Photograph No.: 3	**Date:** 2/28/20	**Direction Taken:** West
Description: Basement of Rectory– Mechanical Room		



Photograph No.: 4	**Date:** 2/28/20	**Direction Taken:** South
Description: Meeting Room Area in Rectory Basement		



Attachment A - Photographic Log

Client: The Connecticut Light and Power Co. dba Eversource Energy **Job Number:** 14075504E
Site: Rockville Former MGP Site– Off-site Soil Vapor Investigation St. Joseph Church Property

Photograph No.: 5	**Date:** 2/28/20	**Direction Taken:** West
Description: Former St. Joseph School Building: Ground Floor- Hallway Area		



Photograph No.: 6	**Date:** 2/28/20	**Direction Taken:** North
Description: Former St. Joseph School Building: Ground Floor– Classroom		



Attachment A - Photographic Log

Client: The Connecticut Light and Power Co. dba Eversource Energy **Job Number:** 14075504E
Site: Rockville Former MGP Site– Off-site Soil Vapor Investigation St. Joseph Church Property

Photograph No.: 7	**Date:** 2/28/20	**Direction Taken:** West
Description: Former St. Joseph School Building: Ground Floor– Women's Bathroom Cleaning Products Storage		



Photograph No.: 8	**Date:** 2/28/20	**Direction Taken:** East
Description: Former St. Joseph School Building: Ground Floor– Mechanical Room		



Attachment A - Photographic Log

Client: The Connecticut Light and Power Co. dba Eversource Energy **Job Number:** 14075504E
Site: Rockville Former MGP Site– Off-site Soil Vapor Investigation St. Joseph Church Property

Photograph No.: 9	**Date:** 2/28/20	**Direction Taken:** North
Description: Former St. Joseph School Building: Ground Floor– Mechanical Room Fuel Oil ASTs		



Photograph No.: 10	**Date:** 2/28/20	**Direction Taken:** Southeast
Description: Former St. Joseph School Building: Ground Floor– CBYD mark-out		



Attachment A - Photographic Log

Client: The Connecticut Light and Power Co. dba Eversource Energy **Job Number:** 14075504E
Site: Rockville Former MGP Site– Off-site Soil Vapor Investigation St. Joseph Church Property

Photograph No.: 11	**Date:** 3/12/20	**Direction Taken:** North
Description: Rectory Basement– Soil Vapor Sampling SV-02 and Duplicate		



Photograph No.: 12	**Date:** 2/28/20	**Direction Taken:** Southwest
Description: Rectory Basement– Indoor Air Sampling IA-02 and Duplicate		



Attachment A - Photographic Log

Client: The Connecticut Light and Power Co. dba Eversource Energy **Job Number:** 14075504E
Site: Rockville Former MGP Site– Off-site Soil Vapor Investigation St. Joseph Church Property

Photograph No.: 13	**Date:** 3/11/20	**Direction Taken:** North
Description: Former St. Joseph School Soil Vapor Sampling SV-03		



Photograph No.: 14	**Date:** 3/11/20	**Direction Taken:** West
Description: Former St. Joseph School Building Indoor Air Sampling IA-05		



Attachment A - Photographic Log

Client: The Connecticut Light and Power Co. dba Eversource Energy **Job Number:** 14075504E
Site: Rockville Former MGP Site– Off-site Soil Vapor Investigation St. Joseph Church Property

Photograph No.: 15	**Date:** 3/11/20	**Direction Taken:** North
Description: Outdoor Air Sample Location in-between Rectory and Former St. Joseph School		



Photograph No.: 14	**Date:** 3/11/20	**Direction Taken:** North
Description:		

Tighe&Bond

APPENDIX E

Phase III ESA Laboratory Analytical Data

Soils

PHOENIX
Environmental Laboratories, Inc.

Tuesday, January 28, 2020

Attn: Lynn Willey
Tighe & Bond
213 Court St, Suite 1100
Middletown, CT 06457

Project ID: E-0755-044
SDG ID: GCF14125
Sample ID#s: CF14125

This laboratory is in compliance with the NELAC requirements of procedures used except where indicated.

This report contains results for the parameters tested, under the sampling conditions described on the Chain Of Custody, as received by the laboratory. This report is incomplete unless all pages indicated in the pagination at the bottom of the page are included.

All soils, solids and sludges are reported on a dry weight basis unless otherwise noted in the sample comments.

A scanned version of the COC form accompanies the analytical report and is an exact duplicate of the original.

If you are the client above and have any questions concerning this testing, please do not hesitate to contact Phoenix Client Services at ext.200. The contents of this report cannot be discussed with anyone other than the client listed above without their written consent.

Sincerely yours,

Phyllis Shiller
Laboratory Director

NELAC - #NY11301
CT Lab Registration #PH-0618
MA Lab Registration #M-CT007
ME Lab Registration #CT-007
NH Lab Registration #213693-A,B
NJ Lab Registration #CT-003
NY Lab Registration #11301
PA Lab Registration #68-03530
RI Lab Registration #63
UT Lab Registration #CT00007
VT Lab Registration #VT11301

587 East Middle Turnpike, P.O. Box 370, Manchester, CT 06040
Telephone (860) 645-1102 Fax (860) 645-0823



Environmental Laboratories, Inc.
587 East Middle Turnpike, P.O.Box 370, Manchester, CT 06045
Tel. (860) 645-1102 Fax (860) 645-0823

Sample Id Cross Reference

January 28, 2020

SDG I.D.: GCF14125

Project ID: E-0755-044

Client Id	Lab Id	Matrix
MW-31S (13-15 FT)	CF14125	SOIL

Environmental Laboratories, Inc.
587 East Middle Turnpike, P.O.Box 370, Manchester, CT 06045
Tel. (860) 645-1102 Fax (860) 645-0823

Analysis Report

January 28, 2020

FOR: Attn: Lynn Willey
Tighe & Bond
213 Court St, Suite 1100
Middletown, CT 06457

Sample Information		Custody Information		Date	Time
Matrix:	SOIL	Collected by:		01/15/20	11:00
Location Code:	TIGHE	Received by:	CP	01/16/20	10:46
Rush Request:	72 Hour	Analyzed by:	see "By" below		
P.O.#:	10948703				

Laboratory Data

SDG ID: GCF14125
Phoenix ID: CF14125

Project ID: E-0755-044
Client ID: MW-31S (13-15 FT)

Parameter	Result	RL/ PQL	Units	Dilution	Date/Time	By	Reference
Percent Solid	89		%		01/16/20	VT	SW846-%Solid
Soil Extraction SVOA PAH	Completed				01/16/20	R/K/AL	SW3545A
Extraction of CT ETPH	Completed				01/16/20	GG/AL	SW3545A
TPH by GC (Extractable Products)							
Ext. Petroleum H.C. (C9-C36)	ND	55	mg/Kg	1	01/17/20	JRB	CTETPH 8015D
Identification	ND		mg/Kg	1	01/17/20	JRB	CTETPH 8015D
QA/QC Surrogates							
% n-Pentacosane	68		%	1	01/17/20	JRB	50 - 150 %
Volatiles							
1,1,1,2-Tetrachloroethane	ND	4.4	ug/Kg	1	01/17/20	JLI	SW8260C
1,1,1-Trichloroethane	ND	4.4	ug/Kg	1	01/17/20	JLI	SW8260C
1,1,2,2-Tetrachloroethane	ND	2.6	ug/Kg	1	01/17/20	JLI	SW8260C
1,1,2-Trichloroethane	ND	4.4	ug/Kg	1	01/17/20	JLI	SW8260C
1,1-Dichloroethane	ND	4.4	ug/Kg	1	01/17/20	JLI	SW8260C
1,1-Dichloroethene	ND	4.4	ug/Kg	1	01/17/20	JLI	SW8260C
1,1-Dichloropropene	ND	4.4	ug/Kg	1	01/17/20	JLI	SW8260C
1,2,3-Trichlorobenzene	ND	4.4	ug/Kg	1	01/17/20	JLI	SW8260C
1,2,3-Trichloropropane	ND	4.4	ug/Kg	1	01/17/20	JLI	SW8260C
1,2,4-Trichlorobenzene	ND	4.4	ug/Kg	1	01/17/20	JLI	SW8260C
1,2,4-Trimethylbenzene	ND	4.4	ug/Kg	1	01/17/20	JLI	SW8260C
1,2-Dibromo-3-chloropropane	ND	4.4	ug/Kg	1	01/17/20	JLI	SW8260C
1,2-Dibromoethane	ND	4.4	ug/Kg	1	01/17/20	JLI	SW8260C
1,2-Dichlorobenzene	ND	4.4	ug/Kg	1	01/17/20	JLI	SW8260C
1,2-Dichloroethane	ND	4.4	ug/Kg	1	01/17/20	JLI	SW8260C
1,2-Dichloropropane	ND	4.4	ug/Kg	1	01/17/20	JLI	SW8260C
1,3,5-Trimethylbenzene	ND	4.4	ug/Kg	1	01/17/20	JLI	SW8260C

Project ID: E-0755-044
Client ID: MW-31S (13-15 FT)

Phoenix I.D.: CF14125

Parameter	Result	RL/ PQL	Units	Dilution	Date/Time	By	Reference
1,3-Dichlorobenzene	ND	4.4	ug/Kg	1	01/17/20	JLI	SW8260C
1,3-Dichloropropane	ND	4.4	ug/Kg	1	01/17/20	JLI	SW8260C
1,4-Dichlorobenzene	ND	4.4	ug/Kg	1	01/17/20	JLI	SW8260C
2,2-Dichloropropane	ND	4.4	ug/Kg	1	01/17/20	JLI	SW8260C
2-Chlorotoluene	ND	4.4	ug/Kg	1	01/17/20	JLI	SW8260C
2-Hexanone	ND	22	ug/Kg	1	01/17/20	JLI	SW8260C
2-Isopropyltoluene	ND	4.4	ug/Kg	1	01/17/20	JLI	SW8260C
4-Chlorotoluene	ND	4.4	ug/Kg	1	01/17/20	JLI	SW8260C
4-Methyl-2-pentanone	ND	22	ug/Kg	1	01/17/20	JLI	SW8260C
Acetone	ND	220	ug/Kg	1	01/17/20	JLI	SW8260C
Acrylonitrile	ND	4.4	ug/Kg	1	01/17/20	JLI	SW8260C
Benzene	ND	4.4	ug/Kg	1	01/17/20	JLI	SW8260C
Bromobenzene	ND	4.4	ug/Kg	1	01/17/20	JLI	SW8260C
Bromochloromethane	ND	4.4	ug/Kg	1	01/17/20	JLI	SW8260C
Bromodichloromethane	ND	4.4	ug/Kg	1	01/17/20	JLI	SW8260C
Bromoform	ND	4.4	ug/Kg	1	01/17/20	JLI	SW8260C
Bromomethane	ND	4.4	ug/Kg	1	01/17/20	JLI	SW8260C
Carbon Disulfide	ND	4.4	ug/Kg	1	01/17/20	JLI	SW8260C
Carbon tetrachloride	ND	4.4	ug/Kg	1	01/17/20	JLI	SW8260C
Chlorobenzene	ND	4.4	ug/Kg	1	01/17/20	JLI	SW8260C
Chloroethane	ND	4.4	ug/Kg	1	01/17/20	JLI	SW8260C
Chloroform	ND	4.4	ug/Kg	1	01/17/20	JLI	SW8260C
Chloromethane	ND	4.4	ug/Kg	1	01/17/20	JLI	SW8260C
cis-1,2-Dichloroethene	ND	4.4	ug/Kg	1	01/17/20	JLI	SW8260C
cis-1,3-Dichloropropene	ND	4.4	ug/Kg	1	01/17/20	JLI	SW8260C
Dibromochloromethane	ND	2.6	ug/Kg	1	01/17/20	JLI	SW8260C
Dibromomethane	ND	4.4	ug/Kg	1	01/17/20	JLI	SW8260C
Dichlorodifluoromethane	ND	4.4	ug/Kg	1	01/17/20	JLI	SW8260C
Ethylbenzene	ND	4.4	ug/Kg	1	01/17/20	JLI	SW8260C
Hexachlorobutadiene	ND	4.4	ug/Kg	1	01/17/20	JLI	SW8260C
Isopropylbenzene	ND	4.4	ug/Kg	1	01/17/20	JLI	SW8260C
m&p-Xylene	ND	4.4	ug/Kg	1	01/17/20	JLI	SW8260C
Methyl Ethyl Ketone	ND	26	ug/Kg	1	01/17/20	JLI	SW8260C
Methyl t-butyl ether (MTBE)	ND	8.8	ug/Kg	1	01/17/20	JLI	SW8260C
Methylene chloride	ND	8.8	ug/Kg	1	01/17/20	JLI	SW8260C
Naphthalene	ND	4.4	ug/Kg	1	01/17/20	JLI	SW8260C
n-Butylbenzene	ND	4.4	ug/Kg	1	01/17/20	JLI	SW8260C
n-Propylbenzene	ND	4.4	ug/Kg	1	01/17/20	JLI	SW8260C
o-Xylene	ND	4.4	ug/Kg	1	01/17/20	JLI	SW8260C
p-Isopropyltoluene	ND	4.4	ug/Kg	1	01/17/20	JLI	SW8260C
sec-Butylbenzene	ND	4.4	ug/Kg	1	01/17/20	JLI	SW8260C
Styrene	ND	4.4	ug/Kg	1	01/17/20	JLI	SW8260C
tert-Butylbenzene	ND	4.4	ug/Kg	1	01/17/20	JLI	SW8260C
Tetrachloroethene	ND	4.4	ug/Kg	1	01/17/20	JLI	SW8260C
Tetrahydrofuran (THF)	ND	8.8	ug/Kg	1	01/17/20	JLI	SW8260C
Toluene	ND	4.4	ug/Kg	1	01/17/20	JLI	SW8260C
Total Xylenes	ND	4.4	ug/Kg	1	01/17/20	JLI	SW8260C
trans-1,2-Dichloroethene	ND	4.4	ug/Kg	1	01/17/20	JLI	SW8260C
trans-1,3-Dichloropropene	ND	4.4	ug/Kg	1	01/17/20	JLI	SW8260C

Ver 1

Project ID: E-0755-044
Client ID: MW-31S (13-15 FT)
Phoenix I.D.: CF14125

Parameter	Result	RL/ PQL	Units	Dilution	Date/Time	By	Reference
trans-1,4-dichloro-2-butene	ND	8.8	ug/Kg	1	01/17/20	JLI	SW8260C
Trichloroethene	ND	4.4	ug/Kg	1	01/17/20	JLI	SW8260C
Trichlorofluoromethane	ND	4.4	ug/Kg	1	01/17/20	JLI	SW8260C
Trichlorotrifluoroethane	ND	8.8	ug/Kg	1	01/17/20	JLI	SW8260C
Vinyl chloride	ND	4.4	ug/Kg	1	01/17/20	JLI	SW8260C
QA/QC Surrogates							
% 1,2-dichlorobenzene-d4	92		%	1	01/17/20	JLI	70 - 130 %
% Bromofluorobenzene	93		%	1	01/17/20	JLI	70 - 130 %
% Dibromofluoromethane	90		%	1	01/17/20	JLI	70 - 130 %
% Toluene-d8	91		%	1	01/17/20	JLI	70 - 130 %
Polynuclear Aromatic HC							
2-Methylnaphthalene	ND	260	ug/Kg	1	01/16/20	KCA	SW8270D
Acenaphthene	ND	260	ug/Kg	1	01/16/20	KCA	SW8270D
Acenaphthylene	ND	260	ug/Kg	1	01/16/20	KCA	SW8270D
Anthracene	ND	260	ug/Kg	1	01/16/20	KCA	SW8270D
Benz(a)anthracene	ND	260	ug/Kg	1	01/16/20	KCA	SW8270D
Benzo(a)pyrene	ND	260	ug/Kg	1	01/16/20	KCA	SW8270D
Benzo(b)fluoranthene	ND	260	ug/Kg	1	01/16/20	KCA	SW8270D
Benzo(ghi)perylene	ND	260	ug/Kg	1	01/16/20	KCA	SW8270D
Benzo(k)fluoranthene	ND	260	ug/Kg	1	01/16/20	KCA	SW8270D
Chrysene	ND	260	ug/Kg	1	01/16/20	KCA	SW8270D
Dibenz(a,h)anthracene	ND	260	ug/Kg	1	01/16/20	KCA	SW8270D
Fluoranthene	ND	260	ug/Kg	1	01/16/20	KCA	SW8270D
Fluorene	ND	260	ug/Kg	1	01/16/20	KCA	SW8270D
Indeno(1,2,3-cd)pyrene	ND	260	ug/Kg	1	01/16/20	KCA	SW8270D
Naphthalene	ND	260	ug/Kg	1	01/16/20	KCA	SW8270D
Phenanthrene	ND	260	ug/Kg	1	01/16/20	KCA	SW8270D
Pyrene	ND	260	ug/Kg	1	01/16/20	KCA	SW8270D
QA/QC Surrogates							
% 2-Fluorobiphenyl	53		%	1	01/16/20	KCA	30 - 130 %
% Nitrobenzene-d5	63		%	1	01/16/20	KCA	30 - 130 %
% Terphenyl-d14	54		%	1	01/16/20	KCA	30 - 130 %
Field Extraction	Completed				01/15/20		SW5035A

Project ID: E-0755-044
Client ID: MW-31S (13-15 FT)
Phoenix I.D.: CF14125

Parameter	Result	RL/ PQL	Units	Dilution	Date/Time	By	Reference

RL/PQL=Reporting/Practical Quantitation Level ND=Not Detected BRL=Below Reporting Level
QA/QC Surrogates: Surrogates are compounds (preceeded with a %) added by the lab to determine analysis efficiency. Surrogate results(%) listed in the report are not "detected" compounds.

Comments:

All soils, solids and sludges are reported on a dry weight basis unless otherwise noted in the sample comments.

If you are the client above and have any questions concerning this testing, please do not hesitate to contact Phoenix Client Services at ext.200.
The contents of this report cannot be discussed with anyone other than the client listed above without their written consent.

Phyllis Shiller, Laboratory Director
January 28, 2020
Reviewed and Released by: Sarah Bell, Project Manager

Environmental Laboratories, Inc.
587 East Middle Turnpike, P.O.Box 370, Manchester, CT 06045
Tel. (860) 645-1102 Fax (860) 645-0823

QA/QC Report

January 28, 2020

QA/QC Data

SDG I.D.: GCF14125

Parameter	Blank	Blk RL	LCS %	LCSD %	LCS RPD	MS %	MSD %	MS RPD	% Rec Limits	% RPD Limits	
QA/QC Batch 514593 (mg/Kg), QC Sample No: CF14493 (CF14125)											
TPH by GC (Extractable Products) - Soil											
Ext. Petroleum H.C. (C9-C36)	ND	50	73	64	13.1	66	74	11.4	60 - 120	30	
% n-Pentacosane	33	%	61	52	15.9	56	67	17.9	50 - 150	30	s
Comment:											
Additional surrogate criteria: LCS acceptance range is 60-120% MS acceptance range 50-150%. The ETPH/DRO LCS has been normalized based on the alkane calibration.											
QA/QC Batch 514584 (ug/kg), QC Sample No: CF13631 (CF14125)											
Polynuclear Aromatic HC - Soil											
2-Methylnaphthalene	ND	230	55	56	1.8	51	55	7.5	30 - 130	30	
Acenaphthene	ND	230	61	63	3.2	54	62	13.8	30 - 130	30	
Acenaphthylene	ND	230	55	57	3.6	52	59	12.6	30 - 130	30	
Anthracene	ND	230	62	65	4.7	59	64	8.1	30 - 130	30	
Benz(a)anthracene	ND	230	64	62	3.2	62	66	6.3	30 - 130	30	
Benzo(a)pyrene	ND	230	68	66	3.0	66	71	7.3	30 - 130	30	
Benzo(b)fluoranthene	ND	230	64	61	4.8	58	68	15.9	30 - 130	30	
Benzo(ghi)perylene	ND	230	53	51	3.8	56	59	5.2	30 - 130	30	
Benzo(k)fluoranthene	ND	230	65	61	6.3	58	67	14.4	30 - 130	30	
Chrysene	ND	230	63	59	6.6	59	63	6.6	30 - 130	30	
Dibenz(a,h)anthracene	ND	230	62	56	10.2	59	67	12.7	30 - 130	30	
Fluoranthene	ND	230	63	65	3.1	69	68	1.5	30 - 130	30	
Fluorene	ND	230	67	65	3.0	59	67	12.7	30 - 130	30	
Indeno(1,2,3-cd)pyrene	ND	230	59	59	0.0	60	67	11.0	30 - 130	30	
Naphthalene	ND	230	53	58	9.0	54	59	8.8	30 - 130	30	
Phenanthrene	ND	230	62	62	0.0	64	64	0.0	30 - 130	30	
Pyrene	ND	230	68	67	1.5	70	67	4.4	30 - 130	30	
% 2-Fluorobiphenyl	55	%	56	58	3.5	52	59	12.6	30 - 130	30	
% Nitrobenzene-d5	63	%	63	65	3.1	60	71	16.8	30 - 130	30	
% Terphenyl-d14	63	%	57	56	1.8	53	53	0.0	30 - 130	30	
Comment:											
Additional 8270 criteria: 20% of compounds can be outside of acceptance criteria as long as recovery is at least 10%. (Acid surrogates acceptance range for aqueous samples: 15-110%, for soils 30-130%)											
QA/QC Batch 515028 (ug/kg), QC Sample No: CF13861 (CF14125)											
Volatiles - Soil (Low Level)											
1,1,1,2-Tetrachloroethane	ND	5.0	105	104	1.0				70 - 130	30	
1,1,1-Trichloroethane	ND	5.0	94	92	2.2				70 - 130	30	
1,1,2,2-Tetrachloroethane	ND	3.0	110	112	1.8				70 - 130	30	
1,1,2-Trichloroethane	ND	5.0	104	103	1.0				70 - 130	30	
1,1-Dichloroethane	ND	5.0	98	97	1.0				70 - 130	30	
1,1-Dichloroethene	ND	5.0	95	93	2.1				70 - 130	30	
1,1-Dichloropropene	ND	5.0	99	95	4.1				70 - 130	30	
1,2,3-Trichlorobenzene	ND	5.0	107	109	1.9				70 - 130	30	

QA/QC Data

SDG I.D.: GCF14125

Parameter	Blank	Blk RL	LCS %	LCSD %	LCS RPD	MS %	MSD %	MS RPD	% Rec Limits	% RPD Limits
1,2,3-Trichloropropane	ND	5.0	95	108	12.8				70 - 130	30
1,2,4-Trichlorobenzene	ND	5.0	109	108	0.9				70 - 130	30
1,2,4-Trimethylbenzene	ND	1.0	103	101	2.0				70 - 130	30
1,2-Dibromo-3-chloropropane	ND	5.0	114	117	2.6				70 - 130	30
1,2-Dibromoethane	ND	5.0	103	105	1.9				70 - 130	30
1,2-Dichlorobenzene	ND	5.0	104	103	1.0				70 - 130	30
1,2-Dichloroethane	ND	5.0	99	99	0.0				70 - 130	30
1,2-Dichloropropane	ND	5.0	107	105	1.9				70 - 130	30
1,3,5-Trimethylbenzene	ND	1.0	101	99	2.0				70 - 130	30
1,3-Dichlorobenzene	ND	5.0	103	102	1.0				70 - 130	30
1,3-Dichloropropane	ND	5.0	102	105	2.9				70 - 130	30
1,4-Dichlorobenzene	ND	5.0	102	101	1.0				70 - 130	30
2,2-Dichloropropane	ND	5.0	100	99	1.0				70 - 130	30
2-Chlorotoluene	ND	5.0	102	100	2.0				70 - 130	30
2-Hexanone	ND	25	84	85	1.2				70 - 130	30
2-Isopropyltoluene	ND	5.0	104	102	1.9				70 - 130	30
4-Chlorotoluene	ND	5.0	101	99	2.0				70 - 130	30
4-Methyl-2-pentanone	ND	25	104	106	1.9				70 - 130	30
Acetone	ND	10	59	58	1.7				70 - 130	30
Acrylonitrile	ND	5.0	107	111	3.7				70 - 130	30
Benzene	ND	1.0	100	97	3.0				70 - 130	30
Bromobenzene	ND	5.0	101	101	0.0				70 - 130	30
Bromochloromethane	ND	5.0	100	100	0.0				70 - 130	30
Bromodichloromethane	ND	5.0	108	107	0.9				70 - 130	30
Bromoform	ND	5.0	114	116	1.7				70 - 130	30
Bromomethane	ND	5.0	96	92	4.3				70 - 130	30
Carbon Disulfide	ND	5.0	104	102	1.9				70 - 130	30
Carbon tetrachloride	ND	5.0	100	98	2.0				70 - 130	30
Chlorobenzene	ND	5.0	101	100	1.0				70 - 130	30
Chloroethane	ND	5.0	92	85	7.9				70 - 130	30
Chloroform	ND	5.0	95	95	0.0				70 - 130	30
Chloromethane	ND	5.0	89	87	2.3				70 - 130	30
cis-1,2-Dichloroethene	ND	5.0	100	99	1.0				70 - 130	30
cis-1,3-Dichloropropene	ND	5.0	110	110	0.0				70 - 130	30
Dibromochloromethane	ND	3.0	113	114	0.9				70 - 130	30
Dibromomethane	ND	5.0	104	103	1.0				70 - 130	30
Dichlorodifluoromethane	ND	5.0	80	77	3.8				70 - 130	30
Ethylbenzene	ND	1.0	100	99	1.0				70 - 130	30
Hexachlorobutadiene	ND	5.0	108	107	0.9				70 - 130	30
Isopropylbenzene	ND	1.0	102	99	3.0				70 - 130	30
m&p-Xylene	ND	2.0	100	97	3.0				70 - 130	30
Methyl ethyl ketone	ND	5.0	84	86	2.4				70 - 130	30
Methyl t-butyl ether (MTBE)	ND	1.0	91	93	2.2				70 - 130	30
Methylene chloride	ND	5.0	81	79	2.5				70 - 130	30
Naphthalene	ND	5.0	111	113	1.8				70 - 130	30
n-Butylbenzene	ND	1.0	110	107	2.8				70 - 130	30
n-Propylbenzene	ND	1.0	103	101	2.0				70 - 130	30
o-Xylene	ND	2.0	103	102	1.0				70 - 130	30
p-Isopropyltoluene	ND	1.0	106	104	1.9				70 - 130	30
sec-Butylbenzene	ND	1.0	111	107	3.7				70 - 130	30
Styrene	ND	5.0	102	101	1.0				70 - 130	30
tert-Butylbenzene	ND	1.0	102	100	2.0				70 - 130	30
Tetrachloroethene	ND	5.0	103	100	3.0				70 - 130	30

QA/QC Data

SDG I.D.: GCF14125

Parameter	Blank	Blk RL	LCS %	LCSD %	LCS RPD	MS %	MSD %	MS RPD	% Rec Limits	% RPD Limits
Tetrahydrofuran (THF)	ND	5.0	100	105	4.9				70 - 130	30
Toluene	ND	1.0	102	98	4.0				70 - 130	30
trans-1,2-Dichloroethene	ND	5.0	98	94	4.2				70 - 130	30
trans-1,3-Dichloropropene	ND	5.0	112	112	0.0				70 - 130	30
trans-1,4-dichloro-2-butene	ND	5.0	127	123	3.2				70 - 130	30
Trichloroethene	ND	5.0	98	94	4.2				70 - 130	30
Trichlorofluoromethane	ND	5.0	90	88	2.2				70 - 130	30
Trichlorotrifluoroethane	ND	5.0	95	94	1.1				70 - 130	30
Vinyl chloride	ND	5.0	92	88	4.4				70 - 130	30
% 1,2-dichlorobenzene-d4	93	%	98	99	1.0				70 - 130	30
% Bromofluorobenzene	93	%	94	94	0.0				70 - 130	30
% Dibromofluoromethane	93	%	94	94	0.0				70 - 130	30
% Toluene-d8	91	%	99	97	2.0				70 - 130	30

Comment:

The Low Level MS/MSD are not reported for this batch. The MSD is not reported for this Methanol HL soil batch.

Additional 8260 criteria: 10% of LCS/LCSD compounds can be outside of acceptance criteria as long as recovery is 40-160%, 25-160% for Chloroethane-HL and Trichlorofluoromethane-HL.

l = This parameter is outside laboratory LCS/LCSD specified recovery limits.
s = This parameter is outside laboratory Blank Surrogate specified recovery limits.

If there are any questions regarding this data, please call Phoenix Client Services at extension 200.

RPD - Relative Percent Difference
LCS - Laboratory Control Sample
LCSD - Laboratory Control Sample Duplicate
MS - Matrix Spike
MS Dup - Matrix Spike Duplicate
NC - No Criteria
Intf - Interference

Phyllis Shiller, Laboratory Director
January 28, 2020

Tuesday, January 28, 2020

Criteria: None

State: CT

Sample Criteria Exceedances Report

GCF14125 - TIGHE

SampNo	Acode	Phoenix Analyte	Criteria	Result	RL	Criteria	RL Criteria	Analysis Units

*** No Data to Display ***

Phoenix Laboratories does not assume responsibility for the data contained in this exceedance report. It is provided as an additional tool to identify requested criteria exceedences. All efforts are made to ensure the accuracy of the data (obtained from appropriate agencies). A lack of exceedence information does not necessarily suggest conformance to the criteria. It is ultimately the site professional's responsibility to determine appropriate compliance.

REASONABLE CONFIDENCE PROTOCOL
LABORATORY ANALYSIS QA/QC CERTIFICATION FORM

Laboratory Name: Phoenix Environmental Labs, Inc. ***Client:*** Tighe & Bond

Project Location: E-0755-044 ***Project Number:***

Laboratory Sample ID(s): CF14125 ***Sampling Date(s):*** 1/15/2020

List RCP Methods Used (e.g., 8260, 8270, et cetera) 8260, 8270, ETPH

1	**For each analytical method referenced in this laboratory report package, were all specified QA/QC performance criteria followed, including the requirement to explain any criteria falling outside of acceptable guidelines, as specified in the CT DEP method-specific Reasonable Confidence Protocol documents?**	☑ Yes ☐ No
1A	**Were the method specified preservation and holding time requirements met?**	☑ Yes ☐ No
1B	***VPH and EPH methods only:*** **Was the VPH or EPH method conducted without significant modifications (see section 11.3 of respective RCP methods)**	☐ Yes ☐ No ☑ NA
2	**Were all samples received by the laboratory in a condition consistent with that described on the associated Chain-of-Custody document(s)?**	☑ Yes ☐ No
3	**Were samples received at an appropriate temperature (< 6 Degrees C)?**	☑ Yes ☐ No ☐ NA
4	**Were all QA/QC performance criteria specified in the Reasonable Confidence Protocol documents acheived? See Sections: ETPH Narration, VOA Narration.**	☐ Yes ☑ No
5	**a) Were reporting limits specified or referenced on the chain-of-custody?** **b) Were these reporting limits met?**	☑ Yes ☐ No ☑ Yes ☐ No
6	**For each analytical method referenced in this laboratory report package, were results reported for all constituents identified in the method-specific analyte lists presented in the Reasonable Confidence Protocol documents?**	☐ Yes ☑ No
7	**Are project-specific matrix spikes and laboratory duplicates included in the data set?**	☐ Yes ☑ No

Notes: For all questions to which the response was "No" (with the exception of question #7), additional information must be provided in an attached narrative. If the answer to question #1, #1A or 1B is "No", the data package does not meet the requirements for "Reasonable Confidence". This form may not be altered and all questions must be answered.

I, the undersigned, attest under the pains and penalties of perjury that, to the best of my knowledge and belief and based upon my personal inquiry of those responsible for providing the information contained in this analytical report, such information is accurate and complete.

Authorized Signature: _____ **Position:** Assistant Lab Director

Printed Name: Greg Lawrence **Date:** Tuesday, January 28, 2020

Name of Laboratory Phoenix Environmental Labs, Inc.

This certification form is to be used for RCP methods only.

Environmental Laboratories, Inc.
587 East Middle Turnpike, P.O.Box 370, Manchester, CT 06045
Tel. (860) 645-1102 Fax (860) 645-0823

ACCREDITED IN ACCORDANCE WITH nelac NY # 11301

RCP Certification Report

January 28, 2020

SDG I.D.: GCF14125

SDG Comments

8270 Semi-volatile Organics:
The client requested a short list for 8270 RCP Semivolatile. Only the PAH constituents are reported as requested on the chain-of-custody.

ETPH Narration

Were all QA/QC performance criteria specified in the Reasonable Confidence Protocol documents achieved? No.

QC Batch 514593 (Samples: CF14125): -----

The blank surrogate was below criteria. A low bias is possible. (% n-Pentacosane(CF14493))

Instrument:

AU-XL2 01/16/20-1 Jeff Bucko, Chemist 01/16/20

CF14125 (1X)

The initial calibration (ETPHO29I) RSD for the compound list was less than 30% except for the following compounds: None.
As per section 7.2.3, a discrimination check standard was run (116A003_1) and contained the following outliers: None.
The continuing calibration %D for the compound list was less than 30% except for the following compounds:None.

QC (Batch Specific):

Batch 514593 (CF14493)

CF14125

All LCS recoveries were within 60 - 120 with the following exceptions: None.
All LCSD recoveries were within 60 - 120 with the following exceptions: None.
All LCS/LCSD RPDs were less than 30% with the following exceptions: None.
Additional surrogate criteria: LCS acceptance range is 60-120% MS acceptance range 50-150%. The ETPH/DRO LCS has been normalized based on the alkane calibration.

SVOA Narration

Were all QA/QC performance criteria specified in the Reasonable Confidence Protocol documents achieved? Yes.

Instrument:

CHEM19 01/16/20-2 Matt Richard, Chemist 01/16/20

CF14125 (1X)

For 8270 full list, the DDT breakdown and pentachlorophenol & benzidine peak tailing were evaluated in the DFTPP tune and were found to be in control.
For 8270 BN list, benzidine peak tailing was evaluated in the DFTPP tune and was found to be in control.

Initial Calibration Evaluation (CHEM19/19_BN_1112):
100% of target compounds met criteria.
The following compounds had %RSDs >20%: None.
The following compounds did not meet recommended response factors: None.
The following compounds did not meet a minimum response factors: None.

Continuing Calibration Verification (CHEM19/0116_21-19_BN_1112):
Internal standard areas were within 50 to 200% of the initial calibration with the following exceptions: None.
100% of target compounds met criteria.
The following compounds did not meet % deviation criteria: None.

Environmental Laboratories, Inc.
587 East Middle Turnpike, P.O.Box 370, Manchester, CT 06045
Tel. (860) 645-1102 Fax (860) 645-0823

ACCREDITED IN ACCORDANCE WITH nelac NY # 11301

RCP Certification Report

January 28, 2020

SDG I.D.: GCF14125

SVOA Narration

The following compounds did not meet maximum % deviations: None.
The following compounds did not meet recommended response factors: None.
The following compounds did not meet minimum response factors: None.

QC (Batch Specific):

Batch 514584 (CF13631)

CF14125

All LCS recoveries were within 30 - 130 with the following exceptions: None.
All LCSD recoveries were within 30 - 130 with the following exceptions: None.
All LCS/LCSD RPDs were less than 30% with the following exceptions: None.
Additional 8270 criteria: 20% of compounds can be outside of acceptance criteria as long as recovery is at least 10%. (Acid surrogates acceptance range for aqueous samples: 15-110%, for soils 30-130%)

VOA Narration

Were all QA/QC performance criteria specified in the Reasonable Confidence Protocol documents achieved? No.

QC Batch 515028 (Samples: CF14125): -----

The LCS/LCSD recovery is below the lower range, but within the method criteria. A slight low bias is possible. (Acetone)

Instrument:

CHEM14 01/17/20-1 Jane Li, Chemist 01/17/20

CF14125 (1X)

Initial Calibration Evaluation (CHEM14/VT010920):
95% of target compounds met criteria.
The following compounds had %RSDs >20%: 1,2-Dibromo-3-chloropropane 23% (20%), Acetone 28% (20%), Bromoform 22% (20%)
The following compounds did not meet Table 4 recommended minimum response factors: Bromoform 0.087 (0.1), Tetrachloroethene 0.194 (0.2)
The following compounds did not meet the minimum response factor of 0.05: None.

Continuing Calibration Verification (CHEM14/0117_01-VT010920):
Internal standard areas were within 50 to 200% of the initial calibration with the following exceptions: None.
99% of target compounds met criteria.
The following compounds did not meet % deviation criteria: None.
The following compounds did not meet maximum % deviations: None.
The following compounds did not meet Table 4 recommended minimum response factors: None.

QC (Batch Specific):

Batch 515028 (CF13861) CHEM14 1/17/2020-1

CF14125

All LCS recoveries were within 70 - 130 with the following exceptions: Acetone(59%)
All LCSD recoveries were within 70 - 130 with the following exceptions: Acetone(58%)
All LCS/LCSD RPDs were less than 30% with the following exceptions: None.
The Low Level MS/MSD are not reported for this batch. The MSD is not reported for this Methanol HL soil batch.
Additional 8260 criteria: 10% of LCS/LCSD compounds can be outside of acceptance criteria as long as recovery is 40-160%, 25-

Environmental Laboratories, Inc.
587 East Middle Turnpike, P.O.Box 370, Manchester, CT 06045
Tel. (860) 645-1102 Fax (860) 645-0823

ACCREDITED IN ACCORDANCE WITH nelac NY # 11301

RCP Certification Report

January 28, 2020

SDG I.D.: GCF14125

VOA Narration

160% for Chloroethane-HL and Trichlorofluoromethane-HL.

Temperature Narration

The samples were received at 1.8C with cooling initiated.
(Note acceptance criteria for relevant matrices is above freezing up to 6°C)

Cooler: Yes ☑ No ☐
Coolant: IPK ☑ ICE ☐ No ☐
Temp 3.8° C Pg 1 of 2

PHOENIX
Environmental Laboratories, Inc.

CHAIN OF CUSTODY RECORD

587 East Middle Turnpike, P.O. Box 370, Manchester, CT 06040
Email: info@phoenixlabs.com Fax (860) 645-0823
Client Services (860) 645-8726

Data Delivery/Contact Options:
☐ Fax:
☐ Phone:
■ Email: LEWilley@tighebond.com

Customer: Tighe & Bond
Address: 213 Court Street
Middletown, CT 06457

Project: E-0755-044
Report to: Lynn Willey
Invoice to: Tighe & Bond
QUOTE # Eversource Rates

Project P.O: E-0755-044

This section MUST be completed with Bottle Quantities.

Client Sample - Information - Identification

Sampler's Signature: [signature] Date: 1/15/2020

Analysis Request

Matrix Code:
DW=Drinking Water GW=Ground Water SW=Surface Water WW=Waste Water
RW=Raw Water SE=Sediment SL=Sludge S=Soil SD=Solid W=Wipe OIL=Oil
B=Bulk L=Liquid

PHOENIX USE ONLY SAMPLE #	Customer Sample Identification	Sample Matrix	Date Sampled	Time Sampled	ETPH	VOCs	PAHs	GL Amber 8 oz. w/H3PO4	Soil VOA Vials [X] methanol [X] H2O	GL Soil container (8) oz	GL Soil container ( ) oz	40 ml VOA Vial [ ] As is [X] HCl	GL Amber 1000ml [ ] As is [X] H2SO4	PL As is [ ] 250ml [ ] 500ml [ ] 1000ml	PL H2SO4 [ ] 250ml [ ] 500ml	PL HNO3 250ml	PL NaOH 250ml	25 GRAM ENCORE	Bacteria Bottle as is
14125	MW-31S (13-15 ft)	Soil	1/15/2020	11:00	X	X	X		3	1									

Relinquished by:	Accepted by:	Date:	Time:
[signature]	TAB FedEx	1/15/20	1500
[signature]	[signature]	1/16/20	9:23
[signature]	Anne Burke	1.16.20	10:40

Comments, Special Requirements or Regulations:

Pkease copy bcaswell@tighebond.com

Turnaround:
☐ 1 Day*
☐ 2 Days*
☐ 3 Days*
■ Standard
☐ Other
* SURCHARGE APPLIES

RI
☐ Direct Exposure (Residential)
☐ GW
☐ Other

CT
■ RCP Cert
☐ GW Protection
☐ SW Protection
☐ GA Mobility
■ GB Mobility
■ Residential DEC
■ I/C DEC
☐ Other

MA
☐ MCP Certification
☐ GW-1
☐ GW-2
☐ GW-3
☐ S-1
☐ S-2
☐ S-3
☐ MWRA eSMART
☐ Other

State where samples were collected: CT

Data Format
■ Excel
■ PDF
☐ GIS/Key
☐ EQuIS
■ Other (geotech)

Data Package
☐ Tier II Checklist
☐ Full Data Package*
■ Phoenix Std Report
☐ Other
* SURCHARGE APPLIES

PHOENIX
Environmental Laboratories, Inc.

Wednesday, June 24, 2020

Attn: Lynn Willey
Tighe & Bond
213 Court St, Suite 1100
Middletown, CT 06457

Project ID: ROCKVILLE MGP EVERSOURCE
SDG ID: GCG18038
Sample ID#s: CG18039 - CG18040, CG18042 - CG18043

This laboratory is in compliance with the NELAC requirements of procedures used except where indicated.

This report contains results for the parameters tested, under the sampling conditions described on the Chain Of Custody, as received by the laboratory. This report is incomplete unless all pages indicated in the pagination at the bottom of the page are included.

All soils, solids and sludges are reported on a dry weight basis unless otherwise noted in the sample comments.

A scanned version of the COC form accompanies the analytical report and is an exact duplicate of the original.

If you are the client above and have any questions concerning this testing, please do not hesitate to contact Phoenix Client Services at ext.200. The contents of this report cannot be discussed with anyone other than the client listed above without their written consent.

Sincerely yours,

Phyllis Shiller
Laboratory Director

NELAC - #NY11301
CT Lab Registration #PH-0618
MA Lab Registration #M-CT007
ME Lab Registration #CT-007
NH Lab Registration #213693-A,B
NJ Lab Registration #CT-003
NY Lab Registration #11301
PA Lab Registration #68-03530
RI Lab Registration #63
UT Lab Registration #CT00007
VT Lab Registration #VT11301

Environmental Laboratories, Inc.
587 East Middle Turnpike, P.O.Box 370, Manchester, CT 06045
Tel. (860) 645-1102 Fax (860) 645-0823

Sample Id Cross Reference

June 24, 2020

SDG I.D.: GCG18038

Project ID: ROCKVILLE MGP EVERSOURCE

Client Id	Lab Id	Matrix
MW-14M (27.5-29.5`)	CG18039	SOIL
MW-14M (43-45`)	CG18040	SOIL
MW-40S (33-35)	CG18042	SOIL
MW-40S (38-40)	CG18043	SOIL

Environmental Laboratories, Inc.
587 East Middle Turnpike, P.O.Box 370, Manchester, CT 06045
Tel. (860) 645-1102 Fax (860) 645-0823

Analysis Report

June 24, 2020

FOR: Attn: Lynn Willey
Tighe & Bond
213 Court St, Suite 1100
Middletown, CT 06457

Sample Information		Custody Information		Date	Time
Matrix:	SOIL	Collected by:		06/19/20	9:30
Location Code:	TIGHE-EVER	Received by:	B	06/19/20	16:20
Rush Request:	72 Hour	Analyzed by:	see "By" below		
P.O.#:	10948703				

Laboratory Data

SDG ID: GCG18038
Phoenix ID: CG18039

Project ID: ROCKVILLE MGP EVERSOURCE
Client ID: MW-14M (27.5-29.5`)

Parameter	Result	RL/ PQL	Units	Dilution	Date/Time	By	Reference
Percent Solid	82		%		06/19/20	HB	SW846-%Solid
Extraction of CT ETPH	Completed				06/19/20	BB/MA	SW3546
Soil Extraction for SVOA PAH	Completed				06/19/20	BB/EE	SW3546
TPH by GC (Extractable Products)							
Ext. Petroleum H.C. (C9-C36)	780	300	mg/Kg	5	06/23/20	JRB	CTETPH 8015D
Identification	**		mg/Kg	5	06/23/20	JRB	CTETPH 8015D
QA/QC Surrogates							
% n-Pentacosane	90		%	5	06/23/20	JRB	50 - 150 %
Volatiles							
1,1,1,2-Tetrachloroethane	ND	5.5	ug/Kg	1	06/23/20	JLI	SW8260C
1,1,1-Trichloroethane	ND	5.5	ug/Kg	1	06/23/20	JLI	SW8260C
1,1,2,2-Tetrachloroethane	ND	3.3	ug/Kg	1	06/23/20	JLI	SW8260C
1,1,2-Trichloroethane	ND	5.5	ug/Kg	1	06/23/20	JLI	SW8260C
1,1-Dichloroethane	ND	5.5	ug/Kg	1	06/23/20	JLI	SW8260C
1,1-Dichloroethene	ND	5.5	ug/Kg	1	06/23/20	JLI	SW8260C
1,1-Dichloropropene	ND	5.5	ug/Kg	1	06/23/20	JLI	SW8260C
1,2,3-Trichlorobenzene	ND	5.5	ug/Kg	1	06/23/20	JLI	SW8260C
1,2,3-Trichloropropane	ND	5.5	ug/Kg	1	06/23/20	JLI	SW8260C
1,2,4-Trichlorobenzene	ND	5.5	ug/Kg	1	06/23/20	JLI	SW8260C
1,2,4-Trimethylbenzene	6.2	5.5	ug/Kg	1	06/23/20	JLI	SW8260C
1,2-Dibromo-3-chloropropane	ND	5.5	ug/Kg	1	06/23/20	JLI	SW8260C
1,2-Dibromoethane	ND	5.5	ug/Kg	1	06/23/20	JLI	SW8260C
1,2-Dichlorobenzene	ND	5.5	ug/Kg	1	06/23/20	JLI	SW8260C
1,2-Dichloroethane	ND	5.5	ug/Kg	1	06/23/20	JLI	SW8260C
1,2-Dichloropropane	ND	5.5	ug/Kg	1	06/23/20	JLI	SW8260C
1,3,5-Trimethylbenzene	ND	5.5	ug/Kg	1	06/23/20	JLI	SW8260C

Ver 1

Project ID: ROCKVILLE MGP EVERSOURCE
Client ID: MW-14M (27.5-29.5`)

Phoenix I.D.: CG18039

Parameter	Result	RL/ PQL	Units	Dilution	Date/Time	By	
1,3-Dichlorobenzene	ND	5.5	ug/Kg	1	06/23/20	JLI	SW8260C
1,3-Dichloropropane	ND	5.5	ug/Kg	1	06/23/20	JLI	SW8260C
1,4-Dichlorobenzene	ND	5.5	ug/Kg	1	06/23/20	JLI	SW8260C
2,2-Dichloropropane	ND	5.5	ug/Kg	1	06/23/20	JLI	SW8260C
2-Chlorotoluene	ND	5.5	ug/Kg	1	06/23/20	JLI	SW8260C
2-Hexanone	ND	28	ug/Kg	1	06/23/20	JLI	SW8260C
2-Isopropyltoluene	ND	5.5	ug/Kg	1	06/23/20	JLI	SW8260C
4-Chlorotoluene	ND	5.5	ug/Kg	1	06/23/20	JLI	SW8260C
4-Methyl-2-pentanone	ND	28	ug/Kg	1	06/23/20	JLI	SW8260C
Acetone	ND	280	ug/Kg	1	06/23/20	JLI	SW8260C
Acrylonitrile	ND	5.5	ug/Kg	1	06/23/20	JLI	SW8260C
Benzene	ND	5.5	ug/Kg	1	06/23/20	JLI	SW8260C
Bromobenzene	ND	5.5	ug/Kg	1	06/23/20	JLI	SW8260C
Bromochloromethane	ND	5.5	ug/Kg	1	06/23/20	JLI	SW8260C
Bromodichloromethane	ND	5.5	ug/Kg	1	06/23/20	JLI	SW8260C
Bromoform	ND	5.5	ug/Kg	1	06/23/20	JLI	SW8260C
Bromomethane	ND	5.5	ug/Kg	1	06/23/20	JLI	SW8260C
Carbon Disulfide	ND	5.5	ug/Kg	1	06/23/20	JLI	SW8260C
Carbon tetrachloride	ND	5.5	ug/Kg	1	06/23/20	JLI	SW8260C
Chlorobenzene	ND	5.5	ug/Kg	1	06/23/20	JLI	SW8260C
Chloroethane	ND	5.5	ug/Kg	1	06/23/20	JLI	SW8260C
Chloroform	ND	5.5	ug/Kg	1	06/23/20	JLI	SW8260C
Chloromethane	ND	5.5	ug/Kg	1	06/23/20	JLI	SW8260C
cis-1,2-Dichloroethene	ND	5.5	ug/Kg	1	06/23/20	JLI	SW8260C
cis-1,3-Dichloropropene	ND	5.5	ug/Kg	1	06/23/20	JLI	SW8260C
Dibromochloromethane	ND	3.3	ug/Kg	1	06/23/20	JLI	SW8260C
Dibromomethane	ND	5.5	ug/Kg	1	06/23/20	JLI	SW8260C
Dichlorodifluoromethane	ND	5.5	ug/Kg	1	06/23/20	JLI	SW8260C
Ethylbenzene	ND	5.5	ug/Kg	1	06/23/20	JLI	SW8260C
Hexachlorobutadiene	ND	5.5	ug/Kg	1	06/23/20	JLI	SW8260C
Isopropylbenzene	ND	5.5	ug/Kg	1	06/23/20	JLI	SW8260C
m&p-Xylene	ND	5.5	ug/Kg	1	06/23/20	JLI	SW8260C
Methyl Ethyl Ketone	ND	33	ug/Kg	1	06/23/20	JLI	SW8260C
Methyl t-butyl ether (MTBE)	ND	11	ug/Kg	1	06/23/20	JLI	SW8260C
Methylene chloride	ND	11	ug/Kg	1	06/23/20	JLI	SW8260C
Naphthalene	440	430	ug/Kg	50	06/23/20	JLI	SW8260C
n-Butylbenzene	ND	5.5	ug/Kg	1	06/23/20	JLI	SW8260C
n-Propylbenzene	ND	5.5	ug/Kg	1	06/23/20	JLI	SW8260C
o-Xylene	ND	5.5	ug/Kg	1	06/23/20	JLI	SW8260C
p-Isopropyltoluene	ND	5.5	ug/Kg	1	06/23/20	JLI	SW8260C
sec-Butylbenzene	ND	5.5	ug/Kg	1	06/23/20	JLI	SW8260C
Styrene	ND	5.5	ug/Kg	1	06/23/20	JLI	SW8260C
tert-Butylbenzene	ND	5.5	ug/Kg	1	06/23/20	JLI	SW8260C
Tetrachloroethene	ND	5.5	ug/Kg	1	06/23/20	JLI	SW8260C
Tetrahydrofuran (THF)	ND	11	ug/Kg	1	06/23/20	JLI	SW8260C
Toluene	ND	5.5	ug/Kg	1	06/23/20	JLI	SW8260C
Total Xylenes	ND	5.5	ug/Kg	1	06/23/20	JLI	SW8260C
trans-1,2-Dichloroethene	ND	5.5	ug/Kg	1	06/23/20	JLI	SW8260C
trans-1,3-Dichloropropene	ND	5.5	ug/Kg	1	06/23/20	JLI	SW8260C

Project ID: ROCKVILLE MGP EVERSOURCE
Client ID: MW-14M (27.5-29.5`)
Phoenix I.D.: CG18039

Parameter	Result	RL/ PQL	Units	Dilution	Date/Time	By	
trans-1,4-dichloro-2-butene	ND	11	ug/Kg	1	06/23/20	JLI	SW8260C
Trichloroethene	ND	5.5	ug/Kg	1	06/23/20	JLI	SW8260C
Trichlorofluoromethane	ND	5.5	ug/Kg	1	06/23/20	JLI	SW8260C
Trichlorotrifluoroethane	ND	11	ug/Kg	1	06/23/20	JLI	SW8260C
Vinyl chloride	ND	5.5	ug/Kg	1	06/23/20	JLI	SW8260C
QA/QC Surrogates							
% 1,2-dichlorobenzene-d4	99		%	1	06/23/20	JLI	70 - 130 %
% Bromofluorobenzene	106		%	1	06/23/20	JLI	70 - 130 %
% Dibromofluoromethane	101		%	1	06/23/20	JLI	70 - 130 %
% Toluene-d8	99		%	1	06/23/20	JLI	70 - 130 %
% 1,2-dichlorobenzene-d4 (50x)	100		%	50	06/23/20	JLI	70 - 130 %
% Bromofluorobenzene (50x)	96		%	50	06/23/20	JLI	70 - 130 %
% Dibromofluoromethane (50x)	98		%	50	06/23/20	JLI	70 - 130 %
% Toluene-d8 (50x)	98		%	50	06/23/20	JLI	70 - 130 %
Polynuclear Aromatic HC							
2-Methylnaphthalene	ND	280	ug/Kg	1	06/20/20	WB	SW8270D
Acenaphthene	13000	2800	ug/Kg	10	06/22/20	WB	SW8270D
Acenaphthylene	2300	280	ug/Kg	1	06/20/20	WB	SW8270D
Anthracene	10000	2800	ug/Kg	10	06/22/20	WB	SW8270D
Benz(a)anthracene	3800	280	ug/Kg	1	06/20/20	WB	SW8270D
Benzo(a)pyrene	3400	280	ug/Kg	1	06/20/20	WB	SW8270D
Benzo(b)fluoranthene	1400	280	ug/Kg	1	06/20/20	WB	SW8270D
Benzo(ghi)perylene	1400	280	ug/Kg	1	06/20/20	WB	SW8270D
Benzo(k)fluoranthene	1600	280	ug/Kg	1	06/20/20	WB	SW8270D
Chrysene	3600	280	ug/Kg	1	06/20/20	WB	SW8270D
Dibenz(a,h)anthracene	ND	280	ug/Kg	1	06/20/20	WB	SW8270D
Fluoranthene	10000	2800	ug/Kg	10	06/22/20	WB	SW8270D
Fluorene	3900	280	ug/Kg	1	06/20/20	WB	SW8270D
Indeno(1,2,3-cd)pyrene	1200	280	ug/Kg	1	06/20/20	WB	SW8270D
Naphthalene	360	280	ug/Kg	1	06/20/20	WB	SW8270D
Phenanthrene	38000	2800	ug/Kg	10	06/22/20	WB	SW8270D
Pyrene	14000	2800	ug/Kg	10	06/22/20	WB	SW8270D
QA/QC Surrogates							
% 2-Fluorobiphenyl	88		%	1	06/20/20	WB	30 - 130 %
% Nitrobenzene-d5	63		%	1	06/20/20	WB	30 - 130 %
% Terphenyl-d14	94		%	1	06/20/20	WB	30 - 130 %
% 2-Fluorobiphenyl (10x)	Diluted Out		%	10	06/22/20	WB	30 - 130 %
% Nitrobenzene-d5 (10x)	Diluted Out		%	10	06/22/20	WB	30 - 130 %
% Terphenyl-d14 (10x)	Diluted Out		%	10	06/22/20	WB	30 - 130 %
Field Extraction	Completed				06/19/20		SW5035A

Project ID: ROCKVILLE MGP EVERSOURCE
Client ID: MW-14M (27.5-29.5`)
Phoenix I.D.: CG18039

Parameter	Result	RL/ PQL	Units	Dilution	Date/Time	By

RL/PQL=Reporting/Practical Quantitation Level ND=Not Detected BRL=Below Reporting Level
QA/QC Surrogates: Surrogates are compounds (preceeded with a %) added by the lab to determine analysis efficiency. Surrogate results(%) listed in the report are not "detected" compounds.

Comments:

TPH Comment:
**Petroleum hydrocarbon chromatogram contains a multicomponent hydrocarbon distribution in the range of C9 to C36. The sample was quantitated against a C9-C36 alkane hydrocarbon standard.

All soils, solids and sludges are reported on a dry weight basis unless otherwise noted in the sample comments.

If you are the client above and have any questions concerning this testing, please do not hesitate to contact Phoenix Client Services at ext.200.
The contents of this report cannot be discussed with anyone other than the client listed above without their written consent.



Phyllis Shiller, Laboratory Director
June 24, 2020
Reviewed and Released by: Greg Lawrence, Assistant Lab Director

Environmental Laboratories, Inc.
587 East Middle Turnpike, P.O.Box 370, Manchester, CT 06045
Tel. (860) 645-1102 Fax (860) 645-0823

Analysis Report

June 24, 2020

FOR: Attn: Lynn Willey
Tighe & Bond
213 Court St, Suite 1100
Middletown, CT 06457

Sample Information		Custody Information		Date	Time
Matrix:	SOIL	Collected by:		06/19/20	10:00
Location Code:	TIGHE-EVER	Received by:	B	06/19/20	16:20
Rush Request:	72 Hour	Analyzed by:	see "By" below		
P.O.#:	10948703				

Laboratory Data

SDG ID: GCG18038
Phoenix ID: CG18040

Project ID: ROCKVILLE MGP EVERSOURCE
Client ID: MW-14M (43-45`)

Parameter	Result	RL/ PQL	Units	Dilution	Date/Time	By	Reference
Percent Solid	81		%		06/19/20	HB	SW846-%Solid
Extraction of CT ETPH	Completed				06/19/20	BB/MA	SW3546
Soil Extraction for SVOA PAH	Completed				06/19/20	BB/EE	SW3546
TPH by GC (Extractable Products)							
Ext. Petroleum H.C. (C9-C36)	ND	61	mg/Kg	1	06/20/20	JRB	CTETPH 8015D
Identification	ND		mg/Kg	1	06/20/20	JRB	CTETPH 8015D
QA/QC Surrogates							
% n-Pentacosane	68		%	1	06/20/20	JRB	50 - 150 %
Volatiles							
1,1,1,2-Tetrachloroethane	ND	6.5	ug/Kg	1	06/21/20	JLI	SW8260C
1,1,1-Trichloroethane	ND	6.5	ug/Kg	1	06/21/20	JLI	SW8260C
1,1,2,2-Tetrachloroethane	ND	3.9	ug/Kg	1	06/21/20	JLI	SW8260C
1,1,2-Trichloroethane	ND	6.5	ug/Kg	1	06/21/20	JLI	SW8260C
1,1-Dichloroethane	ND	6.5	ug/Kg	1	06/21/20	JLI	SW8260C
1,1-Dichloroethene	ND	6.5	ug/Kg	1	06/21/20	JLI	SW8260C
1,1-Dichloropropene	ND	6.5	ug/Kg	1	06/21/20	JLI	SW8260C
1,2,3-Trichlorobenzene	ND	6.5	ug/Kg	1	06/21/20	JLI	SW8260C
1,2,3-Trichloropropane	ND	6.5	ug/Kg	1	06/21/20	JLI	SW8260C
1,2,4-Trichlorobenzene	ND	6.5	ug/Kg	1	06/21/20	JLI	SW8260C
1,2,4-Trimethylbenzene	ND	6.5	ug/Kg	1	06/21/20	JLI	SW8260C
1,2-Dibromo-3-chloropropane	ND	6.5	ug/Kg	1	06/21/20	JLI	SW8260C
1,2-Dibromoethane	ND	6.5	ug/Kg	1	06/21/20	JLI	SW8260C
1,2-Dichlorobenzene	ND	6.5	ug/Kg	1	06/21/20	JLI	SW8260C
1,2-Dichloroethane	ND	6.5	ug/Kg	1	06/21/20	JLI	SW8260C
1,2-Dichloropropane	ND	6.5	ug/Kg	1	06/21/20	JLI	SW8260C
1,3,5-Trimethylbenzene	ND	6.5	ug/Kg	1	06/21/20	JLI	SW8260C

Ver 1

Project ID: ROCKVILLE MGP EVERSOURCE
Client ID: MW-14M (43-45`)

Phoenix I.D.: CG18040

Parameter	Result	RL/ PQL	Units	Dilution	Date/Time	By	
1,3-Dichlorobenzene	ND	6.5	ug/Kg	1	06/21/20	JLI	SW8260C
1,3-Dichloropropane	ND	6.5	ug/Kg	1	06/21/20	JLI	SW8260C
1,4-Dichlorobenzene	ND	6.5	ug/Kg	1	06/21/20	JLI	SW8260C
2,2-Dichloropropane	ND	6.5	ug/Kg	1	06/21/20	JLI	SW8260C
2-Chlorotoluene	ND	6.5	ug/Kg	1	06/21/20	JLI	SW8260C
2-Hexanone	ND	33	ug/Kg	1	06/21/20	JLI	SW8260C
2-Isopropyltoluene	ND	6.5	ug/Kg	1	06/21/20	JLI	SW8260C
4-Chlorotoluene	ND	6.5	ug/Kg	1	06/21/20	JLI	SW8260C
4-Methyl-2-pentanone	ND	33	ug/Kg	1	06/21/20	JLI	SW8260C
Acetone	ND	330	ug/Kg	1	06/21/20	JLI	SW8260C
Acrylonitrile	ND	6.5	ug/Kg	1	06/21/20	JLI	SW8260C
Benzene	ND	6.5	ug/Kg	1	06/21/20	JLI	SW8260C
Bromobenzene	ND	6.5	ug/Kg	1	06/21/20	JLI	SW8260C
Bromochloromethane	ND	6.5	ug/Kg	1	06/21/20	JLI	SW8260C
Bromodichloromethane	ND	6.5	ug/Kg	1	06/21/20	JLI	SW8260C
Bromoform	ND	6.5	ug/Kg	1	06/21/20	JLI	SW8260C
Bromomethane	ND	6.5	ug/Kg	1	06/21/20	JLI	SW8260C
Carbon Disulfide	ND	6.5	ug/Kg	1	06/21/20	JLI	SW8260C
Carbon tetrachloride	ND	6.5	ug/Kg	1	06/21/20	JLI	SW8260C
Chlorobenzene	ND	6.5	ug/Kg	1	06/21/20	JLI	SW8260C
Chloroethane	ND	6.5	ug/Kg	1	06/21/20	JLI	SW8260C
Chloroform	ND	6.5	ug/Kg	1	06/21/20	JLI	SW8260C
Chloromethane	ND	6.5	ug/Kg	1	06/21/20	JLI	SW8260C
cis-1,2-Dichloroethene	ND	6.5	ug/Kg	1	06/21/20	JLI	SW8260C
cis-1,3-Dichloropropene	ND	6.5	ug/Kg	1	06/21/20	JLI	SW8260C
Dibromochloromethane	ND	3.9	ug/Kg	1	06/21/20	JLI	SW8260C
Dibromomethane	ND	6.5	ug/Kg	1	06/21/20	JLI	SW8260C
Dichlorodifluoromethane	ND	6.5	ug/Kg	1	06/21/20	JLI	SW8260C
Ethylbenzene	ND	6.5	ug/Kg	1	06/21/20	JLI	SW8260C
Hexachlorobutadiene	ND	6.5	ug/Kg	1	06/21/20	JLI	SW8260C
Isopropylbenzene	ND	6.5	ug/Kg	1	06/21/20	JLI	SW8260C
m&p-Xylene	ND	6.5	ug/Kg	1	06/21/20	JLI	SW8260C
Methyl Ethyl Ketone	ND	39	ug/Kg	1	06/21/20	JLI	SW8260C
Methyl t-butyl ether (MTBE)	ND	13	ug/Kg	1	06/21/20	JLI	SW8260C
Methylene chloride	ND	13	ug/Kg	1	06/21/20	JLI	SW8260C
Naphthalene	ND	6.5	ug/Kg	1	06/21/20	JLI	SW8260C
n-Butylbenzene	ND	6.5	ug/Kg	1	06/21/20	JLI	SW8260C
n-Propylbenzene	ND	6.5	ug/Kg	1	06/21/20	JLI	SW8260C
o-Xylene	ND	6.5	ug/Kg	1	06/21/20	JLI	SW8260C
p-Isopropyltoluene	ND	6.5	ug/Kg	1	06/21/20	JLI	SW8260C
sec-Butylbenzene	ND	6.5	ug/Kg	1	06/21/20	JLI	SW8260C
Styrene	ND	6.5	ug/Kg	1	06/21/20	JLI	SW8260C
tert-Butylbenzene	ND	6.5	ug/Kg	1	06/21/20	JLI	SW8260C
Tetrachloroethene	ND	6.5	ug/Kg	1	06/21/20	JLI	SW8260C
Tetrahydrofuran (THF)	ND	13	ug/Kg	1	06/21/20	JLI	SW8260C
Toluene	ND	6.5	ug/Kg	1	06/21/20	JLI	SW8260C
Total Xylenes	ND	6.5	ug/Kg	1	06/21/20	JLI	SW8260C
trans-1,2-Dichloroethene	ND	6.5	ug/Kg	1	06/21/20	JLI	SW8260C
trans-1,3-Dichloropropene	ND	6.5	ug/Kg	1	06/21/20	JLI	SW8260C

Project ID: ROCKVILLE MGP EVERSOURCE
Client ID: MW-14M (43-45`)
Phoenix I.D.: CG18040

Parameter	Result	RL/ PQL	Units	Dilution	Date/Time	By	
trans-1,4-dichloro-2-butene	ND	13	ug/Kg	1	06/21/20	JLI	SW8260C
Trichloroethene	ND	6.5	ug/Kg	1	06/21/20	JLI	SW8260C
Trichlorofluoromethane	ND	6.5	ug/Kg	1	06/21/20	JLI	SW8260C
Trichlorotrifluoroethane	ND	13	ug/Kg	1	06/21/20	JLI	SW8260C
Vinyl chloride	ND	6.5	ug/Kg	1	06/21/20	JLI	SW8260C
QA/QC Surrogates							
% 1,2-dichlorobenzene-d4	101		%	1	06/21/20	JLI	70 - 130 %
% Bromofluorobenzene	96		%	1	06/21/20	JLI	70 - 130 %
% Dibromofluoromethane	100		%	1	06/21/20	JLI	70 - 130 %
% Toluene-d8	98		%	1	06/21/20	JLI	70 - 130 %
Polynuclear Aromatic HC							
2-Methylnaphthalene	ND	290	ug/Kg	1	06/20/20	AW	SW8270D
Acenaphthene	ND	290	ug/Kg	1	06/20/20	AW	SW8270D
Acenaphthylene	ND	290	ug/Kg	1	06/20/20	AW	SW8270D
Anthracene	ND	290	ug/Kg	1	06/20/20	AW	SW8270D
Benz(a)anthracene	ND	290	ug/Kg	1	06/20/20	AW	SW8270D
Benzo(a)pyrene	ND	290	ug/Kg	1	06/20/20	AW	SW8270D
Benzo(b)fluoranthene	ND	290	ug/Kg	1	06/20/20	AW	SW8270D
Benzo(ghi)perylene	ND	290	ug/Kg	1	06/20/20	AW	SW8270D
Benzo(k)fluoranthene	ND	290	ug/Kg	1	06/20/20	AW	SW8270D
Chrysene	ND	290	ug/Kg	1	06/20/20	AW	SW8270D
Dibenz(a,h)anthracene	ND	290	ug/Kg	1	06/20/20	AW	SW8270D
Fluoranthene	ND	290	ug/Kg	1	06/20/20	AW	SW8270D
Fluorene	ND	290	ug/Kg	1	06/20/20	AW	SW8270D
Indeno(1,2,3-cd)pyrene	ND	290	ug/Kg	1	06/20/20	AW	SW8270D
Naphthalene	ND	290	ug/Kg	1	06/20/20	AW	SW8270D
Phenanthrene	ND	290	ug/Kg	1	06/20/20	AW	SW8270D
Pyrene	ND	290	ug/Kg	1	06/20/20	AW	SW8270D
QA/QC Surrogates							
% 2-Fluorobiphenyl	53		%	1	06/20/20	AW	30 - 130 %
% Nitrobenzene-d5	32		%	1	06/20/20	AW	30 - 130 %
% Terphenyl-d14	61		%	1	06/20/20	AW	30 - 130 %
Field Extraction	Completed				06/19/20		SW5035A

Project ID: ROCKVILLE MGP EVERSOURCE
Client ID: MW-14M (43-45`)

Phoenix I.D.: CG18040

Parameter	Result	RL/ PQL	Units	Dilution	Date/Time	By

RL/PQL=Reporting/Practical Quantitation Level ND=Not Detected BRL=Below Reporting Level
QA/QC Surrogates: Surrogates are compounds (preceeded with a %) added by the lab to determine analysis efficiency. Surrogate results(%) listed in the report are not "detected" compounds.

Comments:

All soils, solids and sludges are reported on a dry weight basis unless otherwise noted in the sample comments.

If you are the client above and have any questions concerning this testing, please do not hesitate to contact Phoenix Client Services at ext.200.
The contents of this report cannot be discussed with anyone other than the client listed above without their written consent.

Phyllis Shiller, Laboratory Director
June 24, 2020
Reviewed and Released by: Greg Lawrence, Assistant Lab Director

Environmental Laboratories, Inc.
587 East Middle Turnpike, P.O.Box 370, Manchester, CT 06045
Tel. (860) 645-1102 Fax (860) 645-0823

Analysis Report

June 24, 2020

FOR: Attn: Lynn Willey
Tighe & Bond
213 Court St, Suite 1100
Middletown, CT 06457

Sample Information		Custody Information		Date	Time
Matrix:	SOIL	Collected by:		06/19/20	12:30
Location Code:	TIGHE-EVER	Received by:	B	06/19/20	16:20
Rush Request:	72 Hour	Analyzed by:	see "By" below		
P.O.#:	10948703				

Laboratory Data

SDG ID: GCG18038
Phoenix ID: CG18042

Project ID: ROCKVILLE MGP EVERSOURCE
Client ID: MW-40S (33-35)

Parameter	Result	RL/ PQL	Units	Dilution	Date/Time	By	Reference
Percent Solid	90		%		06/19/20	HB	SW846-%Solid
Extraction of CT ETPH	Completed				06/19/20	BB/MA	SW3546
Soil Extraction for SVOA PAH	Completed				06/19/20	BB/EE	SW3546
TPH by GC (Extractable Products)							
Ext. Petroleum H.C. (C9-C36)	ND	54	mg/Kg	1	06/20/20	JRB	CTETPH 8015D
Identification	ND		mg/Kg	1	06/20/20	JRB	CTETPH 8015D
QA/QC Surrogates							
% n-Pentacosane	67		%	1	06/20/20	JRB	50 - 150 %
Volatiles							
1,1,1,2-Tetrachloroethane	ND	5.7	ug/Kg	1	06/21/20	JLI	SW8260C
1,1,1-Trichloroethane	ND	5.7	ug/Kg	1	06/21/20	JLI	SW8260C
1,1,2,2-Tetrachloroethane	ND	3.4	ug/Kg	1	06/21/20	JLI	SW8260C
1,1,2-Trichloroethane	ND	5.7	ug/Kg	1	06/21/20	JLI	SW8260C
1,1-Dichloroethane	ND	5.7	ug/Kg	1	06/21/20	JLI	SW8260C
1,1-Dichloroethene	ND	5.7	ug/Kg	1	06/21/20	JLI	SW8260C
1,1-Dichloropropene	ND	5.7	ug/Kg	1	06/21/20	JLI	SW8260C
1,2,3-Trichlorobenzene	ND	5.7	ug/Kg	1	06/21/20	JLI	SW8260C
1,2,3-Trichloropropane	ND	5.7	ug/Kg	1	06/21/20	JLI	SW8260C
1,2,4-Trichlorobenzene	ND	5.7	ug/Kg	1	06/21/20	JLI	SW8260C
1,2,4-Trimethylbenzene	ND	5.7	ug/Kg	1	06/21/20	JLI	SW8260C
1,2-Dibromo-3-chloropropane	ND	5.7	ug/Kg	1	06/21/20	JLI	SW8260C
1,2-Dibromoethane	ND	5.7	ug/Kg	1	06/21/20	JLI	SW8260C
1,2-Dichlorobenzene	ND	5.7	ug/Kg	1	06/21/20	JLI	SW8260C
1,2-Dichloroethane	ND	5.7	ug/Kg	1	06/21/20	JLI	SW8260C
1,2-Dichloropropane	ND	5.7	ug/Kg	1	06/21/20	JLI	SW8260C
1,3,5-Trimethylbenzene	ND	5.7	ug/Kg	1	06/21/20	JLI	SW8260C

Ver 1

Project ID: ROCKVILLE MGP EVERSOURCE
Client ID: MW-40S (33-35)

Phoenix I.D.: CG18042

Parameter	Result	RL/ PQL	Units	Dilution	Date/Time	By	
1,3-Dichlorobenzene	ND	5.7	ug/Kg	1	06/21/20	JLI	SW8260C
1,3-Dichloropropane	ND	5.7	ug/Kg	1	06/21/20	JLI	SW8260C
1,4-Dichlorobenzene	ND	5.7	ug/Kg	1	06/21/20	JLI	SW8260C
2,2-Dichloropropane	ND	5.7	ug/Kg	1	06/21/20	JLI	SW8260C
2-Chlorotoluene	ND	5.7	ug/Kg	1	06/21/20	JLI	SW8260C
2-Hexanone	ND	28	ug/Kg	1	06/21/20	JLI	SW8260C
2-Isopropyltoluene	ND	5.7	ug/Kg	1	06/21/20	JLI	SW8260C
4-Chlorotoluene	ND	5.7	ug/Kg	1	06/21/20	JLI	SW8260C
4-Methyl-2-pentanone	ND	28	ug/Kg	1	06/21/20	JLI	SW8260C
Acetone	ND	280	ug/Kg	1	06/21/20	JLI	SW8260C
Acrylonitrile	ND	5.7	ug/Kg	1	06/21/20	JLI	SW8260C
Benzene	ND	5.7	ug/Kg	1	06/21/20	JLI	SW8260C
Bromobenzene	ND	5.7	ug/Kg	1	06/21/20	JLI	SW8260C
Bromochloromethane	ND	5.7	ug/Kg	1	06/21/20	JLI	SW8260C
Bromodichloromethane	ND	5.7	ug/Kg	1	06/21/20	JLI	SW8260C
Bromoform	ND	5.7	ug/Kg	1	06/21/20	JLI	SW8260C
Bromomethane	ND	5.7	ug/Kg	1	06/21/20	JLI	SW8260C
Carbon Disulfide	ND	5.7	ug/Kg	1	06/21/20	JLI	SW8260C
Carbon tetrachloride	ND	5.7	ug/Kg	1	06/21/20	JLI	SW8260C
Chlorobenzene	ND	5.7	ug/Kg	1	06/21/20	JLI	SW8260C
Chloroethane	ND	5.7	ug/Kg	1	06/21/20	JLI	SW8260C
Chloroform	ND	5.7	ug/Kg	1	06/21/20	JLI	SW8260C
Chloromethane	ND	5.7	ug/Kg	1	06/21/20	JLI	SW8260C
cis-1,2-Dichloroethene	ND	5.7	ug/Kg	1	06/21/20	JLI	SW8260C
cis-1,3-Dichloropropene	ND	5.7	ug/Kg	1	06/21/20	JLI	SW8260C
Dibromochloromethane	ND	3.4	ug/Kg	1	06/21/20	JLI	SW8260C
Dibromomethane	ND	5.7	ug/Kg	1	06/21/20	JLI	SW8260C
Dichlorodifluoromethane	ND	5.7	ug/Kg	1	06/21/20	JLI	SW8260C
Ethylbenzene	20	5.7	ug/Kg	1	06/21/20	JLI	SW8260C
Hexachlorobutadiene	ND	5.7	ug/Kg	1	06/21/20	JLI	SW8260C
Isopropylbenzene	ND	5.7	ug/Kg	1	06/21/20	JLI	SW8260C
m&p-Xylene	11	5.7	ug/Kg	1	06/21/20	JLI	SW8260C
Methyl Ethyl Ketone	ND	34	ug/Kg	1	06/21/20	JLI	SW8260C
Methyl t-butyl ether (MTBE)	ND	11	ug/Kg	1	06/21/20	JLI	SW8260C
Methylene chloride	ND	11	ug/Kg	1	06/21/20	JLI	SW8260C
Naphthalene	170	5.7	ug/Kg	1	06/21/20	JLI	SW8260C
n-Butylbenzene	ND	5.7	ug/Kg	1	06/21/20	JLI	SW8260C
n-Propylbenzene	ND	5.7	ug/Kg	1	06/21/20	JLI	SW8260C
o-Xylene	7.2	5.7	ug/Kg	1	06/21/20	JLI	SW8260C
p-Isopropyltoluene	ND	5.7	ug/Kg	1	06/21/20	JLI	SW8260C
sec-Butylbenzene	ND	5.7	ug/Kg	1	06/21/20	JLI	SW8260C
Styrene	ND	5.7	ug/Kg	1	06/21/20	JLI	SW8260C
tert-Butylbenzene	ND	5.7	ug/Kg	1	06/21/20	JLI	SW8260C
Tetrachloroethene	ND	5.7	ug/Kg	1	06/21/20	JLI	SW8260C
Tetrahydrofuran (THF)	ND	11	ug/Kg	1	06/21/20	JLI	SW8260C
Toluene	ND	5.7	ug/Kg	1	06/21/20	JLI	SW8260C
Total Xylenes	18.2	5.7	ug/Kg	1	06/21/20	JLI	SW8260C
trans-1,2-Dichloroethene	ND	5.7	ug/Kg	1	06/21/20	JLI	SW8260C
trans-1,3-Dichloropropene	ND	5.7	ug/Kg	1	06/21/20	JLI	SW8260C

Project ID: ROCKVILLE MGP EVERSOURCE
Client ID: MW-40S (33-35)
Phoenix I.D.: CG18042

Parameter	Result	RL/ PQL	Units	Dilution	Date/Time	By	
trans-1,4-dichloro-2-butene	ND	11	ug/Kg	1	06/21/20	JLI	SW8260C
Trichloroethene	ND	5.7	ug/Kg	1	06/21/20	JLI	SW8260C
Trichlorofluoromethane	ND	5.7	ug/Kg	1	06/21/20	JLI	SW8260C
Trichlorotrifluoroethane	ND	11	ug/Kg	1	06/21/20	JLI	SW8260C
Vinyl chloride	ND	5.7	ug/Kg	1	06/21/20	JLI	SW8260C
QA/QC Surrogates							
% 1,2-dichlorobenzene-d4	101		%	1	06/21/20	JLI	70 - 130 %
% Bromofluorobenzene	97		%	1	06/21/20	JLI	70 - 130 %
% Dibromofluoromethane	99		%	1	06/21/20	JLI	70 - 130 %
% Toluene-d8	98		%	1	06/21/20	JLI	70 - 130 %
Polynuclear Aromatic HC							
2-Methylnaphthalene	ND	260	ug/Kg	1	06/20/20	AW	SW8270D
Acenaphthene	ND	260	ug/Kg	1	06/20/20	AW	SW8270D
Acenaphthylene	ND	260	ug/Kg	1	06/20/20	AW	SW8270D
Anthracene	ND	260	ug/Kg	1	06/20/20	AW	SW8270D
Benz(a)anthracene	ND	260	ug/Kg	1	06/20/20	AW	SW8270D
Benzo(a)pyrene	ND	260	ug/Kg	1	06/20/20	AW	SW8270D
Benzo(b)fluoranthene	ND	260	ug/Kg	1	06/20/20	AW	SW8270D
Benzo(ghi)perylene	ND	260	ug/Kg	1	06/20/20	AW	SW8270D
Benzo(k)fluoranthene	ND	260	ug/Kg	1	06/20/20	AW	SW8270D
Chrysene	ND	260	ug/Kg	1	06/20/20	AW	SW8270D
Dibenz(a,h)anthracene	ND	260	ug/Kg	1	06/20/20	AW	SW8270D
Fluoranthene	ND	260	ug/Kg	1	06/20/20	AW	SW8270D
Fluorene	ND	260	ug/Kg	1	06/20/20	AW	SW8270D
Indeno(1,2,3-cd)pyrene	ND	260	ug/Kg	1	06/20/20	AW	SW8270D
Naphthalene	ND	260	ug/Kg	1	06/20/20	AW	SW8270D
Phenanthrene	ND	260	ug/Kg	1	06/20/20	AW	SW8270D
Pyrene	ND	260	ug/Kg	1	06/20/20	AW	SW8270D
QA/QC Surrogates							
% 2-Fluorobiphenyl	81		%	1	06/20/20	AW	30 - 130 %
% Nitrobenzene-d5	79		%	1	06/20/20	AW	30 - 130 %
% Terphenyl-d14	60		%	1	06/20/20	AW	30 - 130 %
Field Extraction	Completed				06/19/20		SW5035A

Project ID: ROCKVILLE MGP EVERSOURCE
Client ID: MW-40S (33-35)

Phoenix I.D.: CG18042

Parameter	Result	RL/ PQL	Units	Dilution	Date/Time	By

RL/PQL=Reporting/Practical Quantitation Level ND=Not Detected BRL=Below Reporting Level
QA/QC Surrogates: Surrogates are compounds (preceeded with a %) added by the lab to determine analysis efficiency. Surrogate results(%) listed in the report are not "detected" compounds.

Comments:

All soils, solids and sludges are reported on a dry weight basis unless otherwise noted in the sample comments.

If you are the client above and have any questions concerning this testing, please do not hesitate to contact Phoenix Client Services at ext.200.
The contents of this report cannot be discussed with anyone other than the client listed above without their written consent.

Phyllis Shiller, Laboratory Director
June 24, 2020
Reviewed and Released by: Greg Lawrence, Assistant Lab Director

Environmental Laboratories, Inc.
587 East Middle Turnpike, P.O.Box 370, Manchester, CT 06045
Tel. (860) 645-1102 Fax (860) 645-0823

Analysis Report

June 24, 2020

FOR: Attn: Lynn Willey
Tighe & Bond
213 Court St, Suite 1100
Middletown, CT 06457

Sample Information		Custody Information		Date	Time
Matrix:	SOIL	Collected by:		06/19/20	13:45
Location Code:	TIGHE-EVER	Received by:	B	06/19/20	16:20
Rush Request:	72 Hour	Analyzed by:	see "By" below		
P.O.#:	10948703				

Laboratory Data

SDG ID: GCG18038
Phoenix ID: CG18043

Project ID: ROCKVILLE MGP EVERSOURCE
Client ID: MW-40S (38-40)

Parameter	Result	RL/ PQL	Units	Dilution	Date/Time	By	Reference
Percent Solid	89		%		06/19/20	HB	SW846-%Solid
Extraction of CT ETPH	Completed				06/19/20	BB/MA	SW3546
Soil Extraction for SVOA PAH	Completed				06/19/20	BB/EE	SW3546
TPH by GC (Extractable Products)							
Ext. Petroleum H.C. (C9-C36)	ND	55	mg/Kg	1	06/23/20	JRB	CTETPH 8015D
Identification	ND		mg/Kg	1	06/23/20	JRB	CTETPH 8015D
QA/QC Surrogates							
% n-Pentacosane	70		%	1	06/23/20	JRB	50 - 150 %
Volatiles							
1,1,1,2-Tetrachloroethane	ND	6.5	ug/Kg	1	06/22/20	JLI	SW8260C
1,1,1-Trichloroethane	ND	6.5	ug/Kg	1	06/22/20	JLI	SW8260C
1,1,2,2-Tetrachloroethane	ND	3.9	ug/Kg	1	06/22/20	JLI	SW8260C
1,1,2-Trichloroethane	ND	6.5	ug/Kg	1	06/22/20	JLI	SW8260C
1,1-Dichloroethane	ND	6.5	ug/Kg	1	06/22/20	JLI	SW8260C
1,1-Dichloroethene	ND	6.5	ug/Kg	1	06/22/20	JLI	SW8260C
1,1-Dichloropropene	ND	6.5	ug/Kg	1	06/22/20	JLI	SW8260C
1,2,3-Trichlorobenzene	ND	6.5	ug/Kg	1	06/22/20	JLI	SW8260C
1,2,3-Trichloropropane	ND	6.5	ug/Kg	1	06/22/20	JLI	SW8260C
1,2,4-Trichlorobenzene	ND	6.5	ug/Kg	1	06/22/20	JLI	SW8260C
1,2,4-Trimethylbenzene	ND	6.5	ug/Kg	1	06/22/20	JLI	SW8260C
1,2-Dibromo-3-chloropropane	ND	6.5	ug/Kg	1	06/22/20	JLI	SW8260C
1,2-Dibromoethane	ND	6.5	ug/Kg	1	06/22/20	JLI	SW8260C
1,2-Dichlorobenzene	ND	6.5	ug/Kg	1	06/22/20	JLI	SW8260C
1,2-Dichloroethane	ND	6.5	ug/Kg	1	06/22/20	JLI	SW8260C
1,2-Dichloropropane	ND	6.5	ug/Kg	1	06/22/20	JLI	SW8260C
1,3,5-Trimethylbenzene	ND	6.5	ug/Kg	1	06/22/20	JLI	SW8260C

Ver 1

Project ID: ROCKVILLE MGP EVERSOURCE
Client ID: MW-40S (38-40)

Phoenix I.D.: CG18043

Parameter	Result	RL/ PQL	Units	Dilution	Date/Time	By	
1,3-Dichlorobenzene	ND	6.5	ug/Kg	1	06/22/20	JLI	SW8260C
1,3-Dichloropropane	ND	6.5	ug/Kg	1	06/22/20	JLI	SW8260C
1,4-Dichlorobenzene	ND	6.5	ug/Kg	1	06/22/20	JLI	SW8260C
2,2-Dichloropropane	ND	6.5	ug/Kg	1	06/22/20	JLI	SW8260C
2-Chlorotoluene	ND	6.5	ug/Kg	1	06/22/20	JLI	SW8260C
2-Hexanone	ND	33	ug/Kg	1	06/22/20	JLI	SW8260C
2-Isopropyltoluene	ND	6.5	ug/Kg	1	06/22/20	JLI	SW8260C
4-Chlorotoluene	ND	6.5	ug/Kg	1	06/22/20	JLI	SW8260C
4-Methyl-2-pentanone	ND	33	ug/Kg	1	06/22/20	JLI	SW8260C
Acetone	ND	330	ug/Kg	1	06/22/20	JLI	SW8260C
Acrylonitrile	ND	6.5	ug/Kg	1	06/22/20	JLI	SW8260C
Benzene	ND	6.5	ug/Kg	1	06/22/20	JLI	SW8260C
Bromobenzene	ND	6.5	ug/Kg	1	06/22/20	JLI	SW8260C
Bromochloromethane	ND	6.5	ug/Kg	1	06/22/20	JLI	SW8260C
Bromodichloromethane	ND	6.5	ug/Kg	1	06/22/20	JLI	SW8260C
Bromoform	ND	6.5	ug/Kg	1	06/22/20	JLI	SW8260C
Bromomethane	ND	6.5	ug/Kg	1	06/22/20	JLI	SW8260C
Carbon Disulfide	ND	6.5	ug/Kg	1	06/22/20	JLI	SW8260C
Carbon tetrachloride	ND	6.5	ug/Kg	1	06/22/20	JLI	SW8260C
Chlorobenzene	ND	6.5	ug/Kg	1	06/22/20	JLI	SW8260C
Chloroethane	ND	6.5	ug/Kg	1	06/22/20	JLI	SW8260C
Chloroform	ND	6.5	ug/Kg	1	06/22/20	JLI	SW8260C
Chloromethane	ND	6.5	ug/Kg	1	06/22/20	JLI	SW8260C
cis-1,2-Dichloroethene	ND	6.5	ug/Kg	1	06/22/20	JLI	SW8260C
cis-1,3-Dichloropropene	ND	6.5	ug/Kg	1	06/22/20	JLI	SW8260C
Dibromochloromethane	ND	3.9	ug/Kg	1	06/22/20	JLI	SW8260C
Dibromomethane	ND	6.5	ug/Kg	1	06/22/20	JLI	SW8260C
Dichlorodifluoromethane	ND	6.5	ug/Kg	1	06/22/20	JLI	SW8260C
Ethylbenzene	ND	6.5	ug/Kg	1	06/22/20	JLI	SW8260C
Hexachlorobutadiene	ND	6.5	ug/Kg	1	06/22/20	JLI	SW8260C
Isopropylbenzene	ND	6.5	ug/Kg	1	06/22/20	JLI	SW8260C
m&p-Xylene	ND	6.5	ug/Kg	1	06/22/20	JLI	SW8260C
Methyl Ethyl Ketone	ND	39	ug/Kg	1	06/22/20	JLI	SW8260C
Methyl t-butyl ether (MTBE)	ND	13	ug/Kg	1	06/22/20	JLI	SW8260C
Methylene chloride	ND	13	ug/Kg	1	06/22/20	JLI	SW8260C
Naphthalene	17	6.5	ug/Kg	1	06/22/20	JLI	SW8260C
n-Butylbenzene	ND	6.5	ug/Kg	1	06/22/20	JLI	SW8260C
n-Propylbenzene	ND	6.5	ug/Kg	1	06/22/20	JLI	SW8260C
o-Xylene	ND	6.5	ug/Kg	1	06/22/20	JLI	SW8260C
p-Isopropyltoluene	ND	6.5	ug/Kg	1	06/22/20	JLI	SW8260C
sec-Butylbenzene	ND	6.5	ug/Kg	1	06/22/20	JLI	SW8260C
Styrene	ND	6.5	ug/Kg	1	06/22/20	JLI	SW8260C
tert-Butylbenzene	ND	6.5	ug/Kg	1	06/22/20	JLI	SW8260C
Tetrachloroethene	ND	6.5	ug/Kg	1	06/22/20	JLI	SW8260C
Tetrahydrofuran (THF)	ND	13	ug/Kg	1	06/22/20	JLI	SW8260C
Toluene	ND	6.5	ug/Kg	1	06/22/20	JLI	SW8260C
Total Xylenes	ND	6.5	ug/Kg	1	06/22/20	JLI	SW8260C
trans-1,2-Dichloroethene	ND	6.5	ug/Kg	1	06/22/20	JLI	SW8260C
trans-1,3-Dichloropropene	ND	6.5	ug/Kg	1	06/22/20	JLI	SW8260C

Ver 1

Project ID: ROCKVILLE MGP EVERSOURCE
Client ID: MW-40S (38-40)
Phoenix I.D.: CG18043

Parameter	Result	RL/ PQL	Units	Dilution	Date/Time	By	
trans-1,4-dichloro-2-butene	ND	13	ug/Kg	1	06/22/20	JLI	SW8260C
Trichloroethene	ND	6.5	ug/Kg	1	06/22/20	JLI	SW8260C
Trichlorofluoromethane	ND	6.5	ug/Kg	1	06/22/20	JLI	SW8260C
Trichlorotrifluoroethane	ND	13	ug/Kg	1	06/22/20	JLI	SW8260C
Vinyl chloride	ND	6.5	ug/Kg	1	06/22/20	JLI	SW8260C
QA/QC Surrogates							
% 1,2-dichlorobenzene-d4	101		%	1	06/22/20	JLI	70 - 130 %
% Bromofluorobenzene	97		%	1	06/22/20	JLI	70 - 130 %
% Dibromofluoromethane	101		%	1	06/22/20	JLI	70 - 130 %
% Toluene-d8	98		%	1	06/22/20	JLI	70 - 130 %
Polynuclear Aromatic HC							
2-Methylnaphthalene	ND	250	ug/Kg	1	06/20/20	AW	SW8270D
Acenaphthene	ND	250	ug/Kg	1	06/20/20	AW	SW8270D
Acenaphthylene	ND	250	ug/Kg	1	06/20/20	AW	SW8270D
Anthracene	ND	250	ug/Kg	1	06/20/20	AW	SW8270D
Benz(a)anthracene	ND	250	ug/Kg	1	06/20/20	AW	SW8270D
Benzo(a)pyrene	ND	250	ug/Kg	1	06/20/20	AW	SW8270D
Benzo(b)fluoranthene	ND	250	ug/Kg	1	06/20/20	AW	SW8270D
Benzo(ghi)perylene	ND	250	ug/Kg	1	06/20/20	AW	SW8270D
Benzo(k)fluoranthene	ND	250	ug/Kg	1	06/20/20	AW	SW8270D
Chrysene	ND	250	ug/Kg	1	06/20/20	AW	SW8270D
Dibenz(a,h)anthracene	ND	250	ug/Kg	1	06/20/20	AW	SW8270D
Fluoranthene	ND	250	ug/Kg	1	06/20/20	AW	SW8270D
Fluorene	ND	250	ug/Kg	1	06/20/20	AW	SW8270D
Indeno(1,2,3-cd)pyrene	ND	250	ug/Kg	1	06/20/20	AW	SW8270D
Naphthalene	ND	250	ug/Kg	1	06/20/20	AW	SW8270D
Phenanthrene	ND	250	ug/Kg	1	06/20/20	AW	SW8270D
Pyrene	ND	250	ug/Kg	1	06/20/20	AW	SW8270D
QA/QC Surrogates							
% 2-Fluorobiphenyl	59		%	1	06/20/20	AW	30 - 130 %
% Nitrobenzene-d5	36		%	1	06/20/20	AW	30 - 130 %
% Terphenyl-d14	60		%	1	06/20/20	AW	30 - 130 %
Field Extraction	Completed				06/19/20		SW5035A

Project ID: ROCKVILLE MGP EVERSOURCE
Client ID: MW-40S (38-40)

Phoenix I.D.: CG18043

Parameter	Result	RL/ PQL	Units	Dilution	Date/Time	By

RL/PQL=Reporting/Practical Quantitation Level ND=Not Detected BRL=Below Reporting Level
QA/QC Surrogates: Surrogates are compounds (preceeded with a %) added by the lab to determine analysis efficiency. Surrogate results(%) listed in the report are not "detected" compounds.

Comments:

All soils, solids and sludges are reported on a dry weight basis unless otherwise noted in the sample comments.

If you are the client above and have any questions concerning this testing, please do not hesitate to contact Phoenix Client Services at ext.200.
The contents of this report cannot be discussed with anyone other than the client listed above without their written consent.

Phyllis Shiller, Laboratory Director
June 24, 2020
Reviewed and Released by: Greg Lawrence, Assistant Lab Director

Environmental Laboratories, Inc.
587 East Middle Turnpike, P.O.Box 370, Manchester, CT 06045
Tel. (860) 645-1102 Fax (860) 645-0823

QA/QC Report

June 24, 2020

QA/QC Data

SDG I.D.: GCG18038

Parameter	Blank	Blk RL	LCS %	LCSD %	LCS RPD	MS %	MSD %	MS RPD	% Rec Limits	% RPD Limits
QA/QC Batch 534312 (mg/Kg), QC Sample No: CG08865 (CG18039, CG18040, CG18042, CG18043)										
TPH by GC (Extractable Products) - Soil										
Ext. Petroleum H.C. (C9-C36)	ND	50	105	101	3.9	100	76	27.3	60 - 120	30
% n-Pentacosane	61	%	78	77	1.3	78	58	29.4	50 - 150	30
Comment:										
Additional surrogate criteria: LCS acceptance range is 60-120% MS acceptance range 50-150%. The ETPH/DRO LCS has been normalized based on the alkane calibration.										
QA/QC Batch 534350 (ug/kg), QC Sample No: CG17929 (CG18039, CG18040, CG18042, CG18043)										
Polynuclear Aromatic HC - Soil										
2-Methylnaphthalene	ND	230	70	71	1.4	60	59	1.7	40 - 140	30
Acenaphthene	ND	230	75	78	3.9	73	72	1.4	30 - 130	30
Acenaphthylene	ND	230	76	80	5.1	72	71	1.4	40 - 140	30
Anthracene	ND	230	78	80	2.5	79	75	5.2	40 - 140	30
Benz(a)anthracene	ND	230	78	81	3.8	76	69	9.7	40 - 140	30
Benzo(a)pyrene	ND	230	75	80	6.5	77	76	1.3	40 - 140	30
Benzo(b)fluoranthene	ND	230	89	93	4.4	95	90	5.4	40 - 140	30
Benzo(ghi)perylene	ND	230	70	71	1.4	77	75	2.6	40 - 140	30
Benzo(k)fluoranthene	ND	230	58	60	3.4	60	60	0.0	40 - 140	30
Chrysene	ND	230	76	77	1.3	78	74	5.3	40 - 140	30
Dibenz(a,h)anthracene	ND	230	76	78	2.6	82	80	2.5	40 - 140	30
Fluoranthene	ND	230	55	57	3.6	54	61	12.2	40 - 140	30
Fluorene	ND	230	74	76	2.7	74	70	5.6	40 - 140	30
Indeno(1,2,3-cd)pyrene	ND	230	68	68	0.0	73	71	2.8	40 - 140	30
Naphthalene	ND	230	64	61	4.8	47	46	2.2	40 - 140	30
Phenanthrene	ND	230	76	79	3.9	81	75	7.7	40 - 140	30
Pyrene	ND	230	50	53	5.8	52	53	1.9	30 - 130	30
% 2-Fluorobiphenyl	73	%	70	74	5.6	61	61	0.0	30 - 130	30
% Nitrobenzene-d5	70	%	72	68	5.7	47	48	2.1	30 - 130	30
% Terphenyl-d14	62	%	54	56	3.6	56	53	5.5	30 - 130	30
Comment:										
Additional 8270 criteria: 20% of compounds can be outside of acceptance criteria as long as recovery is at least 10%. (Acid surrogates acceptance range for aqueous samples: 15-110%, for soils 30-130%)										
QA/QC Batch 534656 (ug/kg), QC Sample No: CG16247 (CG18043)										
Volatiles - Soil (Low Level)										
1,1,1,2-Tetrachloroethane	ND	5.0	95	93	2.1				70 - 130	30
1,1,1-Trichloroethane	ND	5.0	94	93	1.1				70 - 130	30
1,1,2,2-Tetrachloroethane	ND	3.0	98	94	4.2				70 - 130	30
1,1,2-Trichloroethane	ND	5.0	93	90	3.3				70 - 130	30
1,1-Dichloroethane	ND	5.0	96	95	1.0				70 - 130	30
1,1-Dichloroethene	ND	5.0	101	99	2.0				70 - 130	30
1,1-Dichloropropene	ND	5.0	95	92	3.2				70 - 130	30
1,2,3-Trichlorobenzene	ND	5.0	95	93	2.1				70 - 130	30

QA/QC Data

SDG I.D.: GCG18038

Parameter	Blank	Blk RL	LCS %	LCSD %	LCS RPD	MS %	MSD %	MS RPD	% Rec Limits	% RPD Limits
1,2,3-Trichloropropane	ND	5.0	92	87	5.6				70 - 130	30
1,2,4-Trichlorobenzene	ND	5.0	96	93	3.2				70 - 130	30
1,2,4-Trimethylbenzene	ND	1.0	95	93	2.1				70 - 130	30
1,2-Dibromo-3-chloropropane	ND	5.0	97	93	4.2				70 - 130	30
1,2-Dibromoethane	ND	5.0	93	91	2.2				70 - 130	30
1,2-Dichlorobenzene	ND	5.0	94	91	3.2				70 - 130	30
1,2-Dichloroethane	ND	5.0	92	90	2.2				70 - 130	30
1,2-Dichloropropane	ND	5.0	96	94	2.1				70 - 130	30
1,3,5-Trimethylbenzene	ND	1.0	96	93	3.2				70 - 130	30
1,3-Dichlorobenzene	ND	5.0	95	92	3.2				70 - 130	30
1,3-Dichloropropane	ND	5.0	94	91	3.2				70 - 130	30
1,4-Dichlorobenzene	ND	5.0	94	91	3.2				70 - 130	30
2,2-Dichloropropane	ND	5.0	99	97	2.0				70 - 130	30
2-Chlorotoluene	ND	5.0	94	92	2.2				70 - 130	30
2-Hexanone	ND	25	106	101	4.8				70 - 130	30
2-Isopropyltoluene	ND	5.0	89	86	3.4				70 - 130	30
4-Chlorotoluene	ND	5.0	93	91	2.2				70 - 130	30
4-Methyl-2-pentanone	ND	25	89	85	4.6				70 - 130	30
Acetone	ND	10	149	142	4.8				70 - 130	30
Acrylonitrile	ND	5.0	91	88	3.4				70 - 130	30
Benzene	ND	1.0	99	96	3.1				70 - 130	30
Bromobenzene	ND	5.0	94	92	2.2				70 - 130	30
Bromochloromethane	ND	5.0	96	94	2.1				70 - 130	30
Bromodichloromethane	ND	5.0	96	94	2.1				70 - 130	30
Bromoform	ND	5.0	97	94	3.1				70 - 130	30
Bromomethane	ND	5.0	82	81	1.2				70 - 130	30
Carbon Disulfide	ND	5.0	95	93	2.1				70 - 130	30
Carbon tetrachloride	ND	5.0	100	98	2.0				70 - 130	30
Chlorobenzene	ND	5.0	94	92	2.2				70 - 130	30
Chloroethane	ND	5.0	83	81	2.4				70 - 130	30
Chloroform	ND	5.0	94	93	1.1				70 - 130	30
Chloromethane	ND	5.0	78	77	1.3				70 - 130	30
cis-1,2-Dichloroethene	ND	5.0	93	96	3.2				70 - 130	30
cis-1,3-Dichloropropene	ND	5.0	95	92	3.2				70 - 130	30
Dibromochloromethane	ND	3.0	98	96	2.1				70 - 130	30
Dibromomethane	ND	5.0	94	92	2.2				70 - 130	30
Dichlorodifluoromethane	ND	5.0	92	85	7.9				70 - 130	30
Ethylbenzene	ND	1.0	97	95	2.1				70 - 130	30
Hexachlorobutadiene	ND	5.0	94	90	4.3				70 - 130	30
Isopropylbenzene	ND	1.0	95	92	3.2				70 - 130	30
m&p-Xylene	ND	2.0	96	93	3.2				70 - 130	30
Methyl ethyl ketone	ND	5.0	126	120	4.9				70 - 130	30
Methyl t-butyl ether (MTBE)	ND	1.0	87	84	3.5				70 - 130	30
Methylene chloride	ND	5.0	86	83	3.6				70 - 130	30
Naphthalene	ND	5.0	96	94	2.1				70 - 130	30
n-Butylbenzene	ND	1.0	98	94	4.2				70 - 130	30
n-Propylbenzene	ND	1.0	96	92	4.3				70 - 130	30
o-Xylene	ND	2.0	97	94	3.1				70 - 130	30
p-Isopropyltoluene	ND	1.0	97	94	3.1				70 - 130	30
sec-Butylbenzene	ND	1.0	101	97	4.0				70 - 130	30
Styrene	ND	5.0	97	95	2.1				70 - 130	30
tert-Butylbenzene	ND	1.0	95	91	4.3				70 - 130	30
Tetrachloroethene	ND	5.0	96	93	3.2				70 - 130	30

QA/QC Data

SDG I.D.: GCG18038

Parameter	Blank	Blk RL	LCS %	LCSD %	LCS RPD	MS %	MSD %	MS RPD	% Rec Limits	% RPD Limits	
Tetrahydrofuran (THF)	ND	5.0	87	83	4.7				70 - 130	30	
Toluene	ND	1.0	99	97	2.0				70 - 130	30	
trans-1,2-Dichloroethene	ND	5.0	99	98	1.0				70 - 130	30	
trans-1,3-Dichloropropene	ND	5.0	94	92	2.2				70 - 130	30	
trans-1,4-dichloro-2-butene	ND	5.0	99	95	4.1				70 - 130	30	
Trichloroethene	ND	5.0	95	93	2.1				70 - 130	30	
Trichlorofluoromethane	ND	5.0	80	77	3.8				70 - 130	30	
Trichlorotrifluoroethane	ND	5.0	89	83	7.0				70 - 130	30	
Vinyl chloride	ND	5.0	85	84	1.2				70 - 130	30	
% 1,2-dichlorobenzene-d4	102	%	102	100	2.0				70 - 130	30	
% Bromofluorobenzene	99	%	100	100	0.0				70 - 130	30	
% Dibromofluoromethane	105	%	102	103	1.0				70 - 130	30	
% Toluene-d8	98	%	100	100	0.0				70 - 130	30	

Comment:

The Low Level MS/MSD are not reported for this batch.

Additional 8260 criteria: 10% of LCS/LCSD compounds can be outside of acceptance criteria as long as recovery is 40-160%, 25-160% for Chloroethane-HL and Trichlorofluoromethane-HL.

QA/QC Batch 534541 (ug/kg), QC Sample No: CG17930 (CG18040, CG18042)

Volatiles - Soil (Low Level)

1,1,1,2-Tetrachloroethane	ND	5.0	109	108	0.9	104	85	20.1	70 - 130	30	
1,1,1-Trichloroethane	ND	5.0	110	105	4.7	101	87	14.9	70 - 130	30	
1,1,2,2-Tetrachloroethane	ND	3.0	106	108	1.9	106	80	28.0	70 - 130	30	
1,1,2-Trichloroethane	ND	5.0	104	102	1.9	95	79	18.4	70 - 130	30	
1,1-Dichloroethane	ND	5.0	114	111	2.7	102	88	14.7	70 - 130	30	
1,1-Dichloroethene	ND	5.0	119	113	5.2	107	95	11.9	70 - 130	30	
1,1-Dichloropropene	ND	5.0	107	103	3.8	102	88	14.7	70 - 130	30	
1,2,3-Trichlorobenzene	ND	5.0	106	104	1.9	74	49	40.7	70 - 130	30	m,r
1,2,3-Trichloropropane	ND	5.0	108	101	6.7	106	80	28.0	70 - 130	30	
1,2,4-Trichlorobenzene	ND	5.0	105	104	1.0	78	52	40.0	70 - 130	30	m,r
1,2,4-Trimethylbenzene	ND	1.0	107	104	2.8	91	75	19.3	70 - 130	30	
1,2-Dibromo-3-chloropropane	ND	5.0	119	115	3.4	103	75	31.5	70 - 130	30	r
1,2-Dibromoethane	ND	5.0	106	105	0.9	97	79	20.5	70 - 130	30	
1,2-Dichlorobenzene	ND	5.0	103	102	1.0	91	67	30.4	70 - 130	30	m
1,2-Dichloroethane	ND	5.0	105	103	1.9	96	82	15.7	70 - 130	30	
1,2-Dichloropropane	ND	5.0	106	104	1.9	100	84	17.4	70 - 130	30	
1,3,5-Trimethylbenzene	ND	1.0	109	106	2.8	101	80	23.2	70 - 130	30	
1,3-Dichlorobenzene	ND	5.0	106	102	3.8	96	71	29.9	70 - 130	30	
1,3-Dichloropropane	ND	5.0	104	102	1.9	98	81	19.0	70 - 130	30	
1,4-Dichlorobenzene	ND	5.0	102	99	3.0	93	69	29.6	70 - 130	30	m
2,2-Dichloropropane	ND	5.0	115	111	3.5	103	89	14.6	70 - 130	30	
2-Chlorotoluene	ND	5.0	105	103	1.9	99	77	25.0	70 - 130	30	
2-Hexanone	ND	25	109	105	3.7	77	68	12.4	70 - 130	30	m
2-Isopropyltoluene	ND	5.0	103	99	4.0	93	72	25.5	70 - 130	30	
4-Chlorotoluene	ND	5.0	103	102	1.0	99	75	27.6	70 - 130	30	
4-Methyl-2-pentanone	ND	25	95	95	0.0	79	69	13.5	70 - 130	30	m
Acetone	ND	10	135	130	3.8	115	97	17.0	70 - 130	30	l
Acrylonitrile	ND	5.0	100	104	3.9	68	59	14.2	70 - 130	30	m
Benzene	ND	1.0	111	108	2.7	104	89	15.5	70 - 130	30	
Bromobenzene	ND	5.0	107	106	0.9	102	78	26.7	70 - 130	30	
Bromochloromethane	ND	5.0	112	109	2.7	102	83	20.5	70 - 130	30	
Bromodichloromethane	ND	5.0	113	110	2.7	103	88	15.7	70 - 130	30	
Bromoform	ND	5.0	117	117	0.0	99	82	18.8	70 - 130	30	

QA/QC Data

SDG I.D.: GCG18038

Parameter	Blank	Blk RL	LCS %	LCSD %	LCS RPD	MS %	MSD %	MS RPD	% Rec Limits	% RPD Limits	
Bromomethane	ND	5.0	91	88	3.4	78	71	9.4	70 - 130	30	
Carbon Disulfide	ND	5.0	116	113	2.6	100	88	12.8	70 - 130	30	
Carbon tetrachloride	ND	5.0	115	113	1.8	105	91	14.3	70 - 130	30	
Chlorobenzene	ND	5.0	106	103	2.9	99	81	20.0	70 - 130	30	
Chloroethane	ND	5.0	101	100	1.0	94	78	18.6	70 - 130	30	
Chloroform	ND	5.0	109	106	2.8	99	86	14.1	70 - 130	30	
Chloromethane	ND	5.0	95	92	3.2	84	71	16.8	70 - 130	30	
cis-1,2-Dichloroethene	ND	5.0	124	121	2.4	111	96	14.5	70 - 130	30	
cis-1,3-Dichloropropene	ND	5.0	112	110	1.8	98	83	16.6	70 - 130	30	
Dibromochloromethane	ND	3.0	119	115	3.4	107	89	18.4	70 - 130	30	
Dibromomethane	ND	5.0	104	103	1.0	96	81	16.9	70 - 130	30	
Dichlorodifluoromethane	ND	5.0	117	110	6.2	104	92	12.2	70 - 130	30	
Ethylbenzene	ND	1.0	109	106	2.8	103	86	18.0	70 - 130	30	
Hexachlorobutadiene	ND	5.0	113	106	6.4	82	56	37.7	70 - 130	30	m,r
Isopropylbenzene	ND	1.0	109	107	1.9	107	85	22.9	70 - 130	30	
m&p-Xylene	ND	2.0	108	104	3.8	101	85	17.2	70 - 130	30	
Methyl ethyl ketone	ND	5.0	109	108	0.9	96	77	22.0	70 - 130	30	
Methyl t-butyl ether (MTBE)	ND	1.0	99	98	1.0	89	76	15.8	70 - 130	30	
Methylene chloride	ND	5.0	93	91	2.2	93	79	16.3	70 - 130	30	
Naphthalene	ND	5.0	117	116	0.9	59	47	22.6	70 - 130	30	m
n-Butylbenzene	ND	1.0	112	106	5.5	97	73	28.2	70 - 130	30	
n-Propylbenzene	ND	1.0	109	105	3.7	107	81	27.7	70 - 130	30	
o-Xylene	ND	2.0	109	104	4.7	99	83	17.6	70 - 130	30	
p-Isopropyltoluene	ND	1.0	113	108	4.5	104	79	27.3	70 - 130	30	
sec-Butylbenzene	ND	1.0	116	112	3.5	110	83	28.0	70 - 130	30	
Styrene	ND	5.0	110	107	2.8	94	79	17.3	70 - 130	30	
tert-Butylbenzene	ND	1.0	109	104	4.7	105	80	27.0	70 - 130	30	
Tetrachloroethene	ND	5.0	110	102	7.5	100	84	17.4	70 - 130	30	
Tetrahydrofuran (THF)	ND	5.0	98	99	1.0	85	71	17.9	70 - 130	30	
Toluene	ND	1.0	111	107	3.7	102	88	14.7	70 - 130	30	
trans-1,2-Dichloroethene	ND	5.0	116	112	3.5	103	90	13.5	70 - 130	30	
trans-1,3-Dichloropropene	ND	5.0	111	109	1.8	96	82	15.7	70 - 130	30	
trans-1,4-dichloro-2-butene	ND	5.0	116	123	5.9	101	77	27.0	70 - 130	30	
Trichloroethene	ND	5.0	109	105	3.7	102	86	17.0	70 - 130	30	
Trichlorofluoromethane	ND	5.0	99	95	4.1	88	77	13.3	70 - 130	30	
Trichlorotrifluoroethane	ND	5.0	101	99	2.0	91	81	11.6	70 - 130	30	
Vinyl chloride	ND	5.0	105	101	3.9	92	80	14.0	70 - 130	30	
% 1,2-dichlorobenzene-d4	101	%	100	101	1.0	99	100	1.0	70 - 130	30	
% Bromofluorobenzene	96	%	99	98	1.0	98	100	2.0	70 - 130	30	
% Dibromofluoromethane	100	%	104	105	1.0	100	100	0.0	70 - 130	30	
% Toluene-d8	98	%	102	101	1.0	100	100	0.0	70 - 130	30	

Comment:

Additional 8260 criteria: 10% of LCS/LCSD compounds can be outside of acceptance criteria as long as recovery is 40-160%, 25-160% for Chloroethane-HL and Trichlorofluoromethane-HL.

QA/QC Batch 534663 (ug/kg), QC Sample No: CG18896 (CG18039)

Volatiles - Soil (Low Level)

1,1,1,2-Tetrachloroethane	ND	5.0	109	109	0.0	94	103	9.1	70 - 130	30	
1,1,1-Trichloroethane	ND	5.0	103	104	1.0	92	99	7.3	70 - 130	30	
1,1,2,2-Tetrachloroethane	ND	3.0	106	107	0.9	88	104	16.7	70 - 130	30	
1,1,2-Trichloroethane	ND	5.0	100	100	0.0	85	95	11.1	70 - 130	30	
1,1-Dichloroethane	ND	5.0	104	106	1.9	93	102	9.2	70 - 130	30	
1,1-Dichloroethene	ND	5.0	107	107	0.0	100	107	6.8	70 - 130	30	

QA/QC Data

SDG I.D.: GCG18038

Parameter	Blank	Blk RL	LCS %	LCSD %	LCS RPD	MS %	MSD %	MS RPD	% Rec Limits	% RPD Limits	
1,1-Dichloropropene	ND	5.0	101	100	1.0	94	97	3.1	70 - 130	30	
1,2,3-Trichlorobenzene	ND	5.0	101	103	2.0	71	79	10.7	70 - 130	30	
1,2,3-Trichloropropane	ND	5.0	106	108	1.9	82	96	15.7	70 - 130	30	
1,2,4-Trichlorobenzene	ND	5.0	97	98	1.0	71	77	8.1	70 - 130	30	
1,2,4-Trimethylbenzene	ND	1.0	101	101	0.0	86	91	5.6	70 - 130	30	
1,2-Dibromo-3-chloropropane	ND	5.0	117	115	1.7	82	102	21.7	70 - 130	30	
1,2-Dibromoethane	ND	5.0	105	104	1.0	85	98	14.2	70 - 130	30	
1,2-Dichlorobenzene	ND	5.0	97	99	2.0	80	90	11.8	70 - 130	30	
1,2-Dichloroethane	ND	5.0	100	101	1.0	84	96	13.3	70 - 130	30	
1,2-Dichloropropane	ND	5.0	103	102	1.0	90	98	8.5	70 - 130	30	
1,3,5-Trimethylbenzene	ND	1.0	102	102	0.0	91	97	6.4	70 - 130	30	
1,3-Dichlorobenzene	ND	5.0	97	98	1.0	81	90	10.5	70 - 130	30	
1,3-Dichloropropane	ND	5.0	101	102	1.0	86	98	13.0	70 - 130	30	
1,4-Dichlorobenzene	ND	5.0	96	96	0.0	80	87	8.4	70 - 130	30	
2,2-Dichloropropane	ND	5.0	108	107	0.9	91	96	5.3	70 - 130	30	
2-Chlorotoluene	ND	5.0	99	100	1.0	88	95	7.7	70 - 130	30	
2-Hexanone	ND	25	89	92	3.3	67	79	16.4	70 - 130	30	m
2-Isopropyltoluene	ND	5.0	95	96	1.0	85	93	9.0	70 - 130	30	
4-Chlorotoluene	ND	5.0	96	98	2.1	84	91	8.0	70 - 130	30	
4-Methyl-2-pentanone	ND	25	93	95	2.1	75	87	14.8	70 - 130	30	
Acetone	ND	10	88	93	5.5	31	52	50.6	70 - 130	30	m,r
Acrylonitrile	ND	5.0	94	98	4.2	77	88	13.3	70 - 130	30	
Benzene	ND	1.0	106	105	0.9	95	102	7.1	70 - 130	30	
Bromobenzene	ND	5.0	103	102	1.0	88	98	10.8	70 - 130	30	
Bromochloromethane	ND	5.0	106	107	0.9	91	101	10.4	70 - 130	30	
Bromodichloromethane	ND	5.0	110	109	0.9	93	103	10.2	70 - 130	30	
Bromoform	ND	5.0	118	119	0.8	89	105	16.5	70 - 130	30	
Bromomethane	ND	5.0	90	89	1.1	82	86	4.8	70 - 130	30	
Carbon Disulfide	ND	5.0	107	109	1.9	97	103	6.0	70 - 130	30	
Carbon tetrachloride	ND	5.0	110	110	0.0	96	101	5.1	70 - 130	30	
Chlorobenzene	ND	5.0	100	101	1.0	89	97	8.6	70 - 130	30	
Chloroethane	ND	5.0	92	93	1.1	87	92	5.6	70 - 130	30	
Chloroform	ND	5.0	104	104	0.0	92	100	8.3	70 - 130	30	
Chloromethane	ND	5.0	90	89	1.1	77	83	7.5	70 - 130	30	
cis-1,2-Dichloroethene	ND	5.0	119	111	7.0	104	113	8.3	70 - 130	30	
cis-1,3-Dichloropropene	ND	5.0	107	106	0.9	89	97	8.6	70 - 130	30	
Dibromochloromethane	ND	3.0	117	116	0.9	95	108	12.8	70 - 130	30	
Dibromomethane	ND	5.0	103	102	1.0	85	96	12.2	70 - 130	30	
Dichlorodifluoromethane	ND	5.0	106	107	0.9	98	101	3.0	70 - 130	30	
Ethylbenzene	ND	1.0	104	105	1.0	95	101	6.1	70 - 130	30	
Hexachlorobutadiene	ND	5.0	101	104	2.9	86	95	9.9	70 - 130	30	
Isopropylbenzene	ND	1.0	103	104	1.0	92	99	7.3	70 - 130	30	
m&p-Xylene	ND	2.0	103	103	0.0	93	98	5.2	70 - 130	30	
Methyl ethyl ketone	ND	5.0	92	92	0.0	58	70	18.8	70 - 130	30	m
Methyl t-butyl ether (MTBE)	ND	1.0	95	96	1.0	80	92	14.0	70 - 130	30	
Methylene chloride	ND	5.0	87	88	1.1	77	86	11.0	70 - 130	30	
n-Butylbenzene	ND	1.0	103	104	1.0	88	90	2.2	70 - 130	30	
n-Propylbenzene	ND	1.0	102	103	1.0	93	97	4.2	70 - 130	30	
o-Xylene	ND	2.0	103	104	1.0	93	100	7.3	70 - 130	30	
p-Isopropyltoluene	ND	1.0	103	106	2.9	94	100	6.2	70 - 130	30	
sec-Butylbenzene	ND	1.0	108	109	0.9	98	104	5.9	70 - 130	30	
Styrene	ND	5.0	106	105	0.9	91	99	8.4	70 - 130	30	
tert-Butylbenzene	ND	1.0	101	103	2.0	92	100	8.3	70 - 130	30	

QA/QC Data

SDG I.D.: GCG18038

Parameter	Blank	Blk RL	LCS %	LCSD %	LCS RPD	MS %	MSD %	MS RPD	% Rec Limits	% RPD Limits	
Tetrachloroethene	ND	5.0	100	100	0.0	91	95	4.3	70 - 130	30	
Tetrahydrofuran (THF)	ND	5.0	94	98	4.2	74	88	17.3	70 - 130	30	
Toluene	ND	1.0	105	104	1.0	95	101	6.1	70 - 130	30	
trans-1,2-Dichloroethene	ND	5.0	105	107	1.9	96	102	6.1	70 - 130	30	
trans-1,3-Dichloropropene	ND	5.0	108	107	0.9	88	97	9.7	70 - 130	30	
trans-1,4-dichloro-2-butene	ND	5.0	117	119	1.7	82	98	17.8	70 - 130	30	
Trichloroethene	ND	5.0	101	103	2.0	92	95	3.2	70 - 130	30	
Trichlorofluoromethane	ND	5.0	88	91	3.4	82	85	3.6	70 - 130	30	
Trichlorotrifluoroethane	ND	5.0	93	94	1.1	87	90	3.4	70 - 130	30	
Vinyl chloride	ND	5.0	95	95	0.0	88	91	3.4	70 - 130	30	
% 1,2-dichlorobenzene-d4	101	%	99	101	2.0	99	99	0.0	70 - 130	30	
% Bromofluorobenzene	97	%	100	100	0.0	100	100	0.0	70 - 130	30	
% Dibromofluoromethane	105	%	103	103	0.0	100	99	1.0	70 - 130	30	
% Toluene-d8	98	%	100	100	0.0	100	100	0.0	70 - 130	30	

Comment:

Additional 8260 criteria: 10% of LCS/LCSD compounds can be outside of acceptance criteria as long as recovery is 40-160%, 25-160% for Chloroethane-HL and Trichlorofluoromethane-HL.

QA/QC Batch 534663H (ug/kg), QC Sample No: CG18896 50X (CG18039 (50X))

Volatiles - Soil (High Level)

Naphthalene	ND	250	117	118	0.9	132	123	7.1	70 - 130	30	m
% 1,2-dichlorobenzene-d4	101	%	100	99	1.0	100	100	0.0	70 - 130	30	
% Bromofluorobenzene	96	%	100	99	1.0	100	100	0.0	70 - 130	30	
% Dibromofluoromethane	100	%	98	99	1.0	99	99	0.0	70 - 130	30	
% Toluene-d8	97	%	99	99	0.0	101	100	1.0	70 - 130	30	

Comment:

Additional 8260 criteria: 10% of LCS/LCSD compounds can be outside of acceptance criteria as long as recovery is 40-160%, 25-160% for Chloroethane-HL and Trichlorofluoromethane-HL.

l = This parameter is outside laboratory LCS/LCSD specified recovery limits.
m = This parameter is outside laboratory MS/MSD specified recovery limits.
r = This parameter is outside laboratory RPD specified recovery limits.

If there are any questions regarding this data, please call Phoenix Client Services at extension 200.

RPD - Relative Percent Difference
LCS - Laboratory Control Sample
LCSD - Laboratory Control Sample Duplicate
MS - Matrix Spike
MS Dup - Matrix Spike Duplicate
NC - No Criteria
Intf - Interference

Phyllis Shiller, Laboratory Director
June 24, 2020

Wednesday, June 24, 2020

Criteria: CT: GBM, RC

State: CT

Sample Criteria Exceedances Report

GCG18038 - TIGHE-EVER

SampNo	Acode	Phoenix Analyte	Criteria	Result	RL	Criteria	RL Criteria	Analysis Units
CG18039	$8100SMR	Indeno(1,2,3-cd)pyrene	CT / RSR DEC RES (mg/kg) / APS Organics	1200	280	1000	1000	ug/Kg
CG18039	$8100SMR	Benzo(b)fluoranthene	CT / RSR DEC RES (mg/kg) / Semivolatiles	1400	280	1000	1000	ug/Kg
CG18039	$8100SMR	Benzo(a)pyrene	CT / RSR DEC RES (mg/kg) / Semivolatiles	3400	280	1000	1000	ug/Kg
CG18039	$8100SMR	Benz(a)anthracene	CT / RSR DEC RES (mg/kg) / Semivolatiles	3800	280	1000	1000	ug/Kg
CG18039	$8100SMR	Indeno(1,2,3-cd)pyrene	CT / RSR GB (mg/kg) / APS Organics	1200	280	1000	1000	ug/Kg
CG18039	$8100SMR	Chrysene	CT / RSR GB (mg/kg) / APS Organics	3600	280	1000	1000	ug/Kg
CG18039	$8100SMR	Benzo(ghi)perylene	CT / RSR GB (mg/kg) / APS Organics	1400	280	1000	1000	ug/Kg
CG18039	$8100SMR	Benzo(k)fluoranthene	CT / RSR GB (mg/kg) / Semivolatiles	1600	280	1000	1000	ug/Kg
CG18039	$8100SMR	Benzo(b)fluoranthene	CT / RSR GB (mg/kg) / Semivolatiles	1400	280	1000	1000	ug/Kg
CG18039	$8100SMR	Benzo(a)pyrene	CT / RSR GB (mg/kg) / Semivolatiles	3400	280	1000	1000	ug/Kg
CG18039	$8100SMR	Benz(a)anthracene	CT / RSR GB (mg/kg) / Semivolatiles	3800	280	1000	1000	ug/Kg
CG18039	$ETPH_SMR	Ext. Petroleum H.C. (C9-C36)	CT / RSR DEC RES (mg/kg) / Pest/PCB/TPH	780	300	500	500	mg/Kg

Phoenix Laboratories does not assume responsibility for the data contained in this exceedance report. It is provided as an additional tool to identify requested criteria exceedences. All efforts are made to ensure the accuracy of the data (obtained from appropriate agencies). A lack of exceedence information does not necessarily suggest conformance to the criteria. It is ultimately the site professional's responsibility to determine appropriate compliance.

REASONABLE CONFIDENCE PROTOCOL
LABORATORY ANALYSIS QA/QC CERTIFICATION FORM

Laboratory Name: Phoenix Environmental Labs, Inc. ***Client:*** Tighe & Bond

Project Location: ROCKVILLE MGP EVERSOURCE ***Project Number:***

Laboratory Sample ID(s): CG18039, CG18040, CG18042, CG18043 ***Sampling Date(s):*** 6/19/2020

List RCP Methods Used (e.g., 8260, 8270, et cetera) 8260, 8270, ETPH

1	**For each analytical method referenced in this laboratory report package, were all specified QA/QC performance criteria followed, including the requirement to explain any criteria falling outside of acceptable guidelines, as specified in the CT DEP method-specific Reasonable Confidence Protocol documents?**	☑ Yes ☐ No
1A	**Were the method specified preservation and holding time requirements met?**	☑ Yes ☐ No
1B	***VPH and EPH methods only:*** **Was the VPH or EPH method conducted without significant modifications (see section 11.3 of respective RCP methods)**	☐ Yes ☐ No ☑ NA
2	**Were all samples received by the laboratory in a condition consistent with that described on the associated Chain-of-Custody document(s)?**	☑ Yes ☐ No
3	**Were samples received at an appropriate temperature (< 6 Degrees C)?**	☑ Yes ☐ No ☐ NA
4	**Were all QA/QC performance criteria specified in the Reasonable Confidence Protocol documents acheived? See Section: VOA Narration.**	☐ Yes ☑ No
5	**a) Were reporting limits specified or referenced on the chain-of-custody?** **b) Were these reporting limits met?**	☑ Yes ☐ No ☑ Yes ☐ No
6	**For each analytical method referenced in this laboratory report package, were results reported for all constituents identified in the method-specific analyte lists presented in the Reasonable Confidence Protocol documents?**	☐ Yes ☑ No
7	**Are project-specific matrix spikes and laboratory duplicates included in the data set?**	☐ Yes ☑ No

Notes: For all questions to which the response was "No" (with the exception of question #7), additional information must be provided in an attached narrative. If the answer to question #1, #1A or 1B is "No", the data package does not meet the requirements for "Reasonable Confidence". This form may not be altered and all questions must be answered.

I, the undersigned, attest under the pains and penalties of perjury that, to the best of my knowledge and belief and based upon my personal inquiry of those responsible for providing the information contained in this analytical report, such information is accurate and complete.

Authorized Signature: _____ **Position:** Assistant Lab Director

Printed Name: Greg Lawrence **Date:** Wednesday, June 24, 2020

Name of Laboratory Phoenix Environmental Labs, Inc.

This certification form is to be used for RCP methods only.

Environmental Laboratories, Inc.
587 East Middle Turnpike, P.O.Box 370, Manchester, CT 06045
Tel. (860) 645-1102 Fax (860) 645-0823

RCP Certification Report

June 24, 2020

SDG I.D.: GCG18038

SDG Comments

8270 Semi-volatile Organics:
The client requested a short list for 8270 RCP Semivolatile. Only the PAH constituents are reported as requested on the chain-of-custody.

ETPH Narration

Were all QA/QC performance criteria specified in the Reasonable Confidence Protocol documents achieved? Yes.

Instrument:

AU-FID1 06/22/20-1 Jeff Bucko, Chemist 06/22/20

CG18039 (5X)

The initial calibration (ETPH611I) RSD for the compound list was less than 30% except for the following compounds: None.
As per section 7.2.3, a discrimination check standard was run (622A003) and contained the following outliers: None.
The continuing calibration %D for the compound list was less than 30% except for the following compounds:None.

AU-XL1 06/19/20-1 Jeff Bucko, Chemist 06/19/20

CG18040 (1X), CG18042 (1X)

The initial calibration (ETPH420I) RSD for the compound list was less than 30% except for the following compounds: None.
As per section 7.2.3, a discrimination check standard was run (619A003_1) and contained the following outliers: None.
The continuing calibration %D for the compound list was less than 30% except for the following compounds:None.

AU-XL1 06/22/20-1 Jeff Bucko, Chemist 06/22/20

CG18043 (1X)

The initial calibration (ETPH420I) RSD for the compound list was less than 30% except for the following compounds: None.
As per section 7.2.3, a discrimination check standard was run (622A003A) and contained the following outliers: None.
The continuing calibration %D for the compound list was less than 30% except for the following compounds:None.

QC (Batch Specific):

Batch 534312 (CG08865)

CG18039, CG18040, CG18042, CG18043

All LCS recoveries were within 60 - 120 with the following exceptions: None.
All LCSD recoveries were within 60 - 120 with the following exceptions: None.
All LCS/LCSD RPDs were less than 30% with the following exceptions: None.
Additional surrogate criteria: LCS acceptance range is 60-120% MS acceptance range 50-150%. The ETPH/DRO LCS has been normalized based on the alkane calibration.

SVOA Narration

Were all QA/QC performance criteria specified in the Reasonable Confidence Protocol documents achieved? Yes.

Instrument:

CHEM36 06/22/20-1 Wes Bryon, Chemist 06/22/20

CG18039 (10X)

Initial Calibration Evaluation (CHEM36/36_BN_0614):
100% of target compounds met criteria.
The following compounds had %RSDs >20%: None.
The following compounds did not meet recommended response factors: None.
The following compounds did not meet a minimum response factors: None.

Environmental Laboratories, Inc.
587 East Middle Turnpike, P.O.Box 370, Manchester, CT 06045
Tel. (860) 645-1102 Fax (860) 645-0823

NY # 11301

RCP Certification Report

June 24, 2020

SDG I.D.: GCG18038

SVOA Narration

Continuing Calibration Verification (CHEM36/0622_03-36_BN_0614):
Internal standard areas were within 50 to 200% of the initial calibration with the following exceptions: None.
100% of target compounds met criteria.
The following compounds did not meet % deviation criteria: None.
The following compounds did not meet maximum % deviations: None.
The following compounds did not meet recommended response factors: None.
The following compounds did not meet minimum response factors: None.

CHEM69 06/19/20-1 Matt Richard, Chemist 06/19/20

CG18039 (1X), CG18040 (1X), CG18042 (1X), CG18043 (1X)

Initial Calibration Evaluation (CHEM69/69_BN_0615):
100% of target compounds met criteria.
The following compounds had %RSDs >20%: None.
The following compounds did not meet recommended response factors: None.
The following compounds did not meet a minimum response factors: None.

Continuing Calibration Verification (CHEM69/0619_07-69_BN_0615):
Internal standard areas were within 50 to 200% of the initial calibration with the following exceptions: None.
100% of target compounds met criteria.
The following compounds did not meet % deviation criteria: None.
The following compounds did not meet maximum % deviations: None.
The following compounds did not meet recommended response factors: None.
The following compounds did not meet minimum response factors: None.

QC (Batch Specific):

Batch 534350 (CG17929)

CG18039, CG18040, CG18042, CG18043

All LCS recoveries were within 40 - 140 with the following exceptions: None.
All LCSD recoveries were within 40 - 140 with the following exceptions: None.
All LCS/LCSD RPDs were less than 30% with the following exceptions: None.
Additional 8270 criteria: 20% of compounds can be outside of acceptance criteria as long as recovery is at least 10%. (Acid surrogates acceptance range for aqueous samples: 15-110%, for soils 30-130%)

VOA Narration

Were all QA/QC performance criteria specified in the Reasonable Confidence Protocol documents achieved? No.

QC Batch 534541 (Samples: CG18040, CG18042): -----

The LCS recovery is above the upper range for one analyte that was not reported in the sample(s), therefore no significant bias is suspected. (Acetone)

QC Batch 534656 (Samples: CG18043): -----

The LCS/LCSD recovery is above the upper range for one analyte that was not reported in the sample(s), therefore no significant bias is suspected. (Acetone)

Instrument:

Environmental Laboratories, Inc.
587 East Middle Turnpike, P.O.Box 370, Manchester, CT 06045
Tel. (860) 645-1102 Fax (860) 645-0823

RCP Certification Report

June 24, 2020

SDG I.D.: GCG18038

VOA Narration

CHEM26 06/22/20-1 Jane Li, Chemist 06/22/20

CG18043 (1X)

Initial Calibration Evaluation (CHEM26/VT-062020):
99% of target compounds met criteria.
The following compounds had %RSDs >20%: Methylene chloride 22% (20%)
The following compounds did not meet Table 4 recommended minimum response factors: None.
The following compounds did not meet the minimum response factor of 0.05: None.

Continuing Calibration Verification (CHEM26/0622_02-VT-062020):
Internal standard areas were within 50 to 200% of the initial calibration with the following exceptions: None.
100% of target compounds met criteria.
The following compounds did not meet % deviation criteria: None.
The following compounds did not meet maximum % deviations: None.
The following compounds did not meet Table 4 recommended minimum response factors: None.

CHEM31 06/21/20-1 Jane Li, Chemist 06/21/20

CG18040 (1X), CG18042 (1X)

Initial Calibration Evaluation (CHEM31/VT-L062020):
94% of target compounds met criteria.
The following compounds had %RSDs >20%: 1,2-Dibromo-3-chloropropane 21% (20%), Acetone 21% (20%), Bromoform 24% (20%), Methyl Ethyl Ketone 25% (20%), Methylene chloride 28% (20%)
The following compounds did not meet Table 4 recommended minimum response factors: Acetone 0.089 (0.1), Tetrachloroethene 0.192 (0.2)
The following compounds did not meet the minimum response factor of 0.05: None.

Continuing Calibration Verification (CHEM31/0621_15-VT-L062020):
Internal standard areas were within 50 to 200% of the initial calibration with the following exceptions: None.
100% of target compounds met criteria.
The following compounds did not meet % deviation criteria: None.
The following compounds did not meet maximum % deviations: None.
The following compounds did not meet Table 4 recommended minimum response factors: None.

CHEM31 06/22/20-2 Jane Li, Chemist 06/22/20

CG18039 (1X, 50X)

Initial Calibration Evaluation (CHEM31/VT-L062020):
94% of target compounds met criteria.
The following compounds had %RSDs >20%: 1,2-Dibromo-3-chloropropane 21% (20%), Acetone 21% (20%), Bromoform 24% (20%), Methyl Ethyl Ketone 25% (20%), Methylene chloride 28% (20%)
The following compounds did not meet Table 4 recommended minimum response factors: Acetone 0.089 (0.1), Tetrachloroethene 0.192 (0.2)
The following compounds did not meet the minimum response factor of 0.05: None.

Continuing Calibration Verification (CHEM31/0622_05-VT-L062020):
Internal standard areas were within 50 to 200% of the initial calibration with the following exceptions: None.
100% of target compounds met criteria.
The following compounds did not meet % deviation criteria: None.
The following compounds did not meet maximum % deviations: None.
The following compounds did not meet Table 4 recommended minimum response factors: None.

Environmental Laboratories, Inc.
587 East Middle Turnpike, P.O.Box 370, Manchester, CT 06045
Tel. (860) 645-1102 Fax (860) 645-0823

NY # 11301

RCP Certification Report

June 24, 2020

SDG I.D.: GCG18038

VOA Narration

QC (Batch Specific):

Batch 534541 (CG17930) CHEM31 6/21/2020-1

CG18040(1X), CG18042(1X)

All LCS recoveries were within 70 - 130 with the following exceptions: Acetone(135%)
All LCSD recoveries were within 70 - 130 with the following exceptions: None.
All LCS/LCSD RPDs were less than 30% with the following exceptions: None.
Additional 8260 criteria: 10% of LCS/LCSD compounds can be outside of acceptance criteria as long as recovery is 40-160%, 25-160% for Chloroethane-HL and Trichlorofluoromethane-HL.

Batch 534656 (CG16247) CHEM26 6/22/2020-1

CG18043(1X)

All LCS recoveries were within 70 - 130 with the following exceptions: Acetone(149%)
All LCSD recoveries were within 70 - 130 with the following exceptions: Acetone(142%)
All LCS/LCSD RPDs were less than 30% with the following exceptions: None.
The Low Level MS/MSD are not reported for this batch.
Additional 8260 criteria: 10% of LCS/LCSD compounds can be outside of acceptance criteria as long as recovery is 40-160%, 25-160% for Chloroethane-HL and Trichlorofluoromethane-HL.

Batch 534663 (CG18896) CHEM31 6/22/2020-2

CG18039(1X)

All LCS recoveries were within 70 - 130 with the following exceptions: None.
All LCSD recoveries were within 70 - 130 with the following exceptions: None.
All LCS/LCSD RPDs were less than 30% with the following exceptions: None.
Additional 8260 criteria: 10% of LCS/LCSD compounds can be outside of acceptance criteria as long as recovery is 40-160%, 25-160% for Chloroethane-HL and Trichlorofluoromethane-HL.

Batch 534663H (CG18896) CHEM31 6/22/2020-2

CG18039(50X)

All LCS recoveries were within 70 - 130 with the following exceptions: None.
All LCSD recoveries were within 70 - 130 with the following exceptions: None.
All LCS/LCSD RPDs were less than 30% with the following exceptions: None.
Additional 8260 criteria: 10% of LCS/LCSD compounds can be outside of acceptance criteria as long as recovery is 40-160%, 25-160% for Chloroethane-HL and Trichlorofluoromethane-HL.

CHAIN OF CUSTODY RECORD

PHOENIX Environmental Laboratories, Inc.

587 East Middle Turnpike, P.O. Box 370, Manchester, CT 06040
Email: info@phoenixlabs.com Fax (860) 645-0823
Client Services (860) 645-8726

Cooler: Yes ☑ No ☐ Coolant: IPK ☐ ICE ☑ No ☐ Temp 1.2°C Pg 1 of 1

Contact Options:
☐ Fax:
☐ Phone: Drew.Bilchartz@Eversource.com
☑ Email: Lewilley@Tighebond.com

Customer: Tighe + Bond
Address: 53 Court St Suite 1400 Middletown CT 06457

Project: Rockville MGP Investigation
Report to: Lynn Willey / Drew Bilchartz
Invoice to: EV022520BA

Project P.O: CW22G7964 / PH0944873

This section MUST be completed with Bottle Quantities.

Client Sample - Information - Identification

Sampler's Signature: [signature] Date: 6/19/20

Matrix Code:
DW=Drinking Water **GW**=Ground Water **SW**=Surface Water **WW**=Waste Water
RW=Raw Water **SE**=Sediment **SL**=Sludge **S**=Soil **SD**=Solid **W**=Wipe
OIL=Oil **B**=Bulk **L**=Liquid

Analysis Request

PHOENIX USE ONLY SAMPLE #	Customer Sample Identification	Sample Matrix	Date Sampled	Time Sampled	VOC	PAH	ETPH	Soil VOA Vials [ ] methanol [X] H2O	GL Soil container (4) oz	GL Soil container ( ) oz	40 ml VOA Vial [ ] As is [ ] HCl	GL Amber 1000ml [ ] As is [ ] H2SO4	PL As is [ ] 250ml [ ] 500ml [ ] 1000ml	PL H2SO4 [ ] 250ml [ ] 500ml	PL HNO3 250ml	PL NaOH 250ml	Bacteria Bottle
18038	MW-14M (23-25')	Soil	6/19/20	9:15	X	X	X	3	1								
18039	MW-14M (27.5-31.5')		6/19/20	9:30	X	X	X	3	1								
18040	MW-14M (43-45')		6/19/20	10:00	X	X	X	3	1								
18041	MW-405 (16-18')		6/19/20	12:55				3	1								
18042	MW-405 (33-35')		6/19/20	13:30	X	X	X	3	1								
18043	MW-405 (38-40')		6/19/20	13:45	X	X	X	3	1								

Relinquished by:	Accepted by:	Date:	Time:
[signature]	[signature]	6/19/20	16:20

Comments, Special Requirements or Regulations:
Please add MW-405 (16-18')

Turnaround:
☐ 1 Day*
☐ 2 Days*
☐ 3 Days*
☒ Standard
☐ Other
* SURCHARGE APPLIES

RI
☐ Direct Exposure (Residential)
☐ GW
☐ Other

CT
☒ RCP Cert
☐ GW Protection
☐ SW Protection
☐ GA Mobility
☒ GB Mobility
☒ Residential DEC
☐ I/C DEC
☐ Other

MA
☐ MCP Certification
☐ GW-1
☐ GW-2
☐ GW-3
☐ S-1
☐ S-2
☐ S-3
☐ MWRA eSMART
☐ Other

State where samples were collected: CT

Data Format
☒ Excel
☒ PDF
☐ GIS/Key
☐ EQuIS
☒ Other Broker

Data Package
☐ Tier II Checklist
☐ Full Data Package*
☒ Phoenix Std Report
☐ Other
* SURCHARGE APPLIES

Page 37 of 53

Sarah Bell

From: Lynn E. Willey <LEWilley@tighebond.com>
Sent: Monday, June 22, 2020 7:06 AM
To: Sarah Bell
Cc: Benjamin P. Caswell
Subject: FW: Phoenix Labs - GCG18038, ROCKVILLE MGP EVERSOURCE - COC Acknowledgement
Attachments: Sample Acknowledgement.pdf

Hi Sarah:

I need to hold two samples from the soil samples submitted by Ben for the Rockville MGP on Friday.

Please HOLD analysis on the following two samples:

CG18041	MW-40S (16-18)
CG18038	MW-14M (23-25`)

Thank you.

Lynn E. Willey, P.G., LEP | Senior Environmental Scientist
Tighe & Bond | 213 Court Street Suite 1100 | Middletown, CT 06457
| 860.852.5214 | 860-729-7502 (cell)
www.tighebond.com | Follow us on: Twitter Facebook LinkedIn

From: clientservices@phoenixlabs.com <clientservices@phoenixlabs.com>
Sent: Friday, June 19, 2020 7:15 PM
To: Lynn E. Willey <LEWilley@tighebond.com>
Subject: Phoenix Labs - GCG18038, ROCKVILLE MGP EVERSOURCE - COC Acknowledgement

[Caution - External Sender]

Lynn,

Price Quote#: EV022520BA

Purchase Order#:10948703

GCG18038 Criteria:
SOIL(6): CT GBM (GB Mobility), CT RC (Res. Criteria)

Please email client services only if you require criteria different than what is listed.

Delivery group GCG18038 (ROCKVILLE MGP EVERSOURCE) has been logged in for the following samples:

Phoenix Id	Client Id
CG18038	MW-14M (23-25`)
CG18039	MW-14M (27.5-29.5`)
CG18040	MW-14M (43-45`)
CG18041	MW-40S (16-18)
CG18042	MW-40S (33-35)
CG18043	MW-40S (38-40)

The samples were received at 1.2C with cooling initiated. (Note acceptance criteria for relevant matrices is above freezing up to 6°C)

If there are any questions regarding this submittal, please call Phoenix Client Services at extension 200.

Phoenix Environmental Laboratories, Inc.
587 East Middle Turnpike
P.O. Box 370
Manchester, CT 06374
Tel. (860) 645-1102
Fax. (860) 645-0823
www.phoenixlabs.com

Please do not reply to this email.
cc'd:lewilley@tighebond.com;dean.bebis@eversource.com;drew.blicharz@eversource.com

PHOENIX
Environmental Laboratories, Inc.

Wednesday, June 24, 2020

Attn: Lynn Willey
Tighe & Bond
213 Court St, Suite 1100
Middletown, CT 06457

Project ID: **ROCKVILLE MGP EVERSOURCE**
SDG ID: **GCG18820**
Sample ID#s: CG18821, CG18823

This laboratory is in compliance with the NELAC requirements of procedures used except where indicated.

This report contains results for the parameters tested, under the sampling conditions described on the Chain Of Custody, as received by the laboratory. This report is incomplete unless all pages indicated in the pagination at the bottom of the page are included.

All soils, solids and sludges are reported on a dry weight basis unless otherwise noted in the sample comments.

A scanned version of the COC form accompanies the analytical report and is an exact duplicate of the original.

If you are the client above and have any questions concerning this testing, please do not hesitate to contact Phoenix Client Services at ext.200. The contents of this report cannot be discussed with anyone other than the client listed above without their written consent.

Sincerely yours,

Phyllis Shiller
Laboratory Director

NELAC - #NY11301
CT Lab Registration #PH-0618
MA Lab Registration #M-CT007
ME Lab Registration #CT-007
NH Lab Registration #213693-A,B
NJ Lab Registration #CT-003
NY Lab Registration #11301
PA Lab Registration #68-03530
RI Lab Registration #63
UT Lab Registration #CT00007
VT Lab Registration #VT11301



Environmental Laboratories, Inc.
587 East Middle Turnpike, P.O.Box 370, Manchester, CT 06045
Tel. (860) 645-1102 Fax (860) 645-0823

Sample Id Cross Reference

June 24, 2020

SDG I.D.: GCG18820

Project ID: ROCKVILLE MGP EVERSOURCE

Client Id	Lab Id	Matrix
MW-41S (28-30`)	CG18821	SOIL
MW-41S (38-40`)	CG18823	SOIL

Environmental Laboratories, Inc.
587 East Middle Turnpike, P.O.Box 370, Manchester, CT 06045
Tel. (860) 645-1102 Fax (860) 645-0823

Analysis Report

June 24, 2020

FOR: Attn: Lynn Willey
Tighe & Bond
213 Court St, Suite 1100
Middletown, CT 06457

Sample Information		Custody Information		Date	Time
Matrix:	SOIL	Collected by:		06/22/20	10:50
Location Code:	TIGHE-EVER	Received by:	SW	06/22/20	15:44
Rush Request:	72 Hour	Analyzed by:	see "By" below		
P.O.#:	10948703				

Laboratory Data

SDG ID: GCG18820
Phoenix ID: CG18821

Project ID: ROCKVILLE MGP EVERSOURCE
Client ID: MW-41S (28-30`)

Parameter	Result	RL/ PQL	Units	Dilution	Date/Time	By	Reference
Percent Solid	85		%		06/22/20	HB	SW846-%Solid
Extraction of CT ETPH	Completed				06/22/20	GG/MA	SW3546
Soil Extraction for SVOA PAH	Completed				06/22/20	RR/MA	SW3546
TPH by GC (Extractable Products)							
Ext. Petroleum H.C. (C9-C36)	ND	58	mg/Kg	1	06/23/20	JRB	CTETPH 8015D
Identification	ND		mg/Kg	1	06/23/20	JRB	CTETPH 8015D
QA/QC Surrogates							
% n-Pentacosane	66		%	1	06/23/20	JRB	50 - 150 %
Volatiles							
1,1,1,2-Tetrachloroethane	ND	8.8	ug/Kg	1	06/23/20	JLI	SW8260C
1,1,1-Trichloroethane	ND	8.8	ug/Kg	1	06/23/20	JLI	SW8260C
1,1,2,2-Tetrachloroethane	ND	5.3	ug/Kg	1	06/23/20	JLI	SW8260C
1,1,2-Trichloroethane	ND	8.8	ug/Kg	1	06/23/20	JLI	SW8260C
1,1-Dichloroethane	ND	8.8	ug/Kg	1	06/23/20	JLI	SW8260C
1,1-Dichloroethene	ND	8.8	ug/Kg	1	06/23/20	JLI	SW8260C
1,1-Dichloropropene	ND	8.8	ug/Kg	1	06/23/20	JLI	SW8260C
1,2,3-Trichlorobenzene	ND	8.8	ug/Kg	1	06/23/20	JLI	SW8260C
1,2,3-Trichloropropane	ND	8.8	ug/Kg	1	06/23/20	JLI	SW8260C
1,2,4-Trichlorobenzene	ND	8.8	ug/Kg	1	06/23/20	JLI	SW8260C
1,2,4-Trimethylbenzene	ND	8.8	ug/Kg	1	06/23/20	JLI	SW8260C
1,2-Dibromo-3-chloropropane	ND	8.8	ug/Kg	1	06/23/20	JLI	SW8260C
1,2-Dibromoethane	ND	7.0	ug/Kg	1	06/23/20	JLI	SW8260C
1,2-Dichlorobenzene	ND	8.8	ug/Kg	1	06/23/20	JLI	SW8260C
1,2-Dichloroethane	ND	8.8	ug/Kg	1	06/23/20	JLI	SW8260C
1,2-Dichloropropane	ND	8.8	ug/Kg	1	06/23/20	JLI	SW8260C
1,3,5-Trimethylbenzene	ND	8.8	ug/Kg	1	06/23/20	JLI	SW8260C

Ver 1

Project ID: ROCKVILLE MGP EVERSOURCE
Client ID: MW-41S (28-30`)

Phoenix I.D.: CG18821

Parameter	Result	RL/ PQL	Units	Dilution	Date/Time	By	
1,3-Dichlorobenzene	ND	8.8	ug/Kg	1	06/23/20	JLI	SW8260C
1,3-Dichloropropane	ND	8.8	ug/Kg	1	06/23/20	JLI	SW8260C
1,4-Dichlorobenzene	ND	8.8	ug/Kg	1	06/23/20	JLI	SW8260C
2,2-Dichloropropane	ND	8.8	ug/Kg	1	06/23/20	JLI	SW8260C
2-Chlorotoluene	ND	8.8	ug/Kg	1	06/23/20	JLI	SW8260C
2-Hexanone	ND	44	ug/Kg	1	06/23/20	JLI	SW8260C
2-Isopropyltoluene	ND	8.8	ug/Kg	1	06/23/20	JLI	SW8260C
4-Chlorotoluene	ND	8.8	ug/Kg	1	06/23/20	JLI	SW8260C
4-Methyl-2-pentanone	ND	44	ug/Kg	1	06/23/20	JLI	SW8260C
Acetone	ND	440	ug/Kg	1	06/23/20	JLI	SW8260C
Acrylonitrile	ND	8.8	ug/Kg	1	06/23/20	JLI	SW8260C
Benzene	60	8.8	ug/Kg	1	06/23/20	JLI	SW8260C
Bromobenzene	ND	8.8	ug/Kg	1	06/23/20	JLI	SW8260C
Bromochloromethane	ND	8.8	ug/Kg	1	06/23/20	JLI	SW8260C
Bromodichloromethane	ND	8.8	ug/Kg	1	06/23/20	JLI	SW8260C
Bromoform	ND	8.8	ug/Kg	1	06/23/20	JLI	SW8260C
Bromomethane	ND	8.8	ug/Kg	1	06/23/20	JLI	SW8260C
Carbon Disulfide	ND	8.8	ug/Kg	1	06/23/20	JLI	SW8260C
Carbon tetrachloride	ND	8.8	ug/Kg	1	06/23/20	JLI	SW8260C
Chlorobenzene	ND	8.8	ug/Kg	1	06/23/20	JLI	SW8260C
Chloroethane	ND	8.8	ug/Kg	1	06/23/20	JLI	SW8260C
Chloroform	ND	8.8	ug/Kg	1	06/23/20	JLI	SW8260C
Chloromethane	ND	8.8	ug/Kg	1	06/23/20	JLI	SW8260C
cis-1,2-Dichloroethene	ND	8.8	ug/Kg	1	06/23/20	JLI	SW8260C
cis-1,3-Dichloropropene	ND	8.8	ug/Kg	1	06/23/20	JLI	SW8260C
Dibromochloromethane	ND	5.3	ug/Kg	1	06/23/20	JLI	SW8260C
Dibromomethane	ND	8.8	ug/Kg	1	06/23/20	JLI	SW8260C
Dichlorodifluoromethane	ND	8.8	ug/Kg	1	06/23/20	JLI	SW8260C
Ethylbenzene	27	8.8	ug/Kg	1	06/23/20	JLI	SW8260C
Hexachlorobutadiene	ND	8.8	ug/Kg	1	06/23/20	JLI	SW8260C
Isopropylbenzene	ND	8.8	ug/Kg	1	06/23/20	JLI	SW8260C
m&p-Xylene	ND	8.8	ug/Kg	1	06/23/20	JLI	SW8260C
Methyl Ethyl Ketone	ND	53	ug/Kg	1	06/23/20	JLI	SW8260C
Methyl t-butyl ether (MTBE)	ND	18	ug/Kg	1	06/23/20	JLI	SW8260C
Methylene chloride	ND	18	ug/Kg	1	06/23/20	JLI	SW8260C
Naphthalene	23	8.8	ug/Kg	1	06/23/20	JLI	SW8260C
n-Butylbenzene	ND	8.8	ug/Kg	1	06/23/20	JLI	SW8260C
n-Propylbenzene	ND	8.8	ug/Kg	1	06/23/20	JLI	SW8260C
o-Xylene	ND	8.8	ug/Kg	1	06/23/20	JLI	SW8260C
p-Isopropyltoluene	ND	8.8	ug/Kg	1	06/23/20	JLI	SW8260C
sec-Butylbenzene	ND	8.8	ug/Kg	1	06/23/20	JLI	SW8260C
Styrene	ND	8.8	ug/Kg	1	06/23/20	JLI	SW8260C
tert-Butylbenzene	ND	8.8	ug/Kg	1	06/23/20	JLI	SW8260C
Tetrachloroethene	ND	8.8	ug/Kg	1	06/23/20	JLI	SW8260C
Tetrahydrofuran (THF)	ND	18	ug/Kg	1	06/23/20	JLI	SW8260C
Toluene	ND	8.8	ug/Kg	1	06/23/20	JLI	SW8260C
Total Xylenes	ND	8.8	ug/Kg	1	06/23/20	JLI	SW8260C
trans-1,2-Dichloroethene	ND	8.8	ug/Kg	1	06/23/20	JLI	SW8260C
trans-1,3-Dichloropropene	ND	8.8	ug/Kg	1	06/23/20	JLI	SW8260C

Ver 1

Project ID: ROCKVILLE MGP EVERSOURCE
Client ID: MW-41S (28-30`)

Phoenix I.D.: CG18821

Parameter	Result	RL/ PQL	Units	Dilution	Date/Time	By	
trans-1,4-dichloro-2-butene	ND	18	ug/Kg	1	06/23/20	JLI	SW8260C
Trichloroethene	ND	8.8	ug/Kg	1	06/23/20	JLI	SW8260C
Trichlorofluoromethane	ND	8.8	ug/Kg	1	06/23/20	JLI	SW8260C
Trichlorotrifluoroethane	ND	18	ug/Kg	1	06/23/20	JLI	SW8260C
Vinyl chloride	ND	8.8	ug/Kg	1	06/23/20	JLI	SW8260C
QA/QC Surrogates							
% 1,2-dichlorobenzene-d4	101		%	1	06/23/20	JLI	70 - 130 %
% Bromofluorobenzene	95		%	1	06/23/20	JLI	70 - 130 %
% Dibromofluoromethane	96		%	1	06/23/20	JLI	70 - 130 %
% Toluene-d8	98		%	1	06/23/20	JLI	70 - 130 %
Polynuclear Aromatic HC							
2-Methylnaphthalene	ND	270	ug/Kg	1	06/23/20	WB	SW8270D
Acenaphthene	ND	270	ug/Kg	1	06/23/20	WB	SW8270D
Acenaphthylene	ND	270	ug/Kg	1	06/23/20	WB	SW8270D
Anthracene	ND	270	ug/Kg	1	06/23/20	WB	SW8270D
Benz(a)anthracene	ND	270	ug/Kg	1	06/23/20	WB	SW8270D
Benzo(a)pyrene	ND	270	ug/Kg	1	06/23/20	WB	SW8270D
Benzo(b)fluoranthene	ND	270	ug/Kg	1	06/23/20	WB	SW8270D
Benzo(ghi)perylene	ND	270	ug/Kg	1	06/23/20	WB	SW8270D
Benzo(k)fluoranthene	ND	270	ug/Kg	1	06/23/20	WB	SW8270D
Chrysene	ND	270	ug/Kg	1	06/23/20	WB	SW8270D
Dibenz(a,h)anthracene	ND	270	ug/Kg	1	06/23/20	WB	SW8270D
Fluoranthene	ND	270	ug/Kg	1	06/23/20	WB	SW8270D
Fluorene	ND	270	ug/Kg	1	06/23/20	WB	SW8270D
Indeno(1,2,3-cd)pyrene	ND	270	ug/Kg	1	06/23/20	WB	SW8270D
Naphthalene	ND	270	ug/Kg	1	06/23/20	WB	SW8270D
Phenanthrene	ND	270	ug/Kg	1	06/23/20	WB	SW8270D
Pyrene	ND	270	ug/Kg	1	06/23/20	WB	SW8270D
QA/QC Surrogates							
% 2-Fluorobiphenyl	68		%	1	06/23/20	WB	30 - 130 %
% Nitrobenzene-d5	67		%	1	06/23/20	WB	30 - 130 %
% Terphenyl-d14	88		%	1	06/23/20	WB	30 - 130 %
Field Extraction	Completed				06/22/20		SW5035A

Project ID: ROCKVILLE MGP EVERSOURCE
Client ID: MW-41S (28-30`)

Phoenix I.D.: CG18821

Parameter	Result	RL/ PQL	Units	Dilution	Date/Time	By

RL/PQL=Reporting/Practical Quantitation Level ND=Not Detected BRL=Below Reporting Level
QA/QC Surrogates: Surrogates are compounds (preceeded with a %) added by the lab to determine analysis efficiency. Surrogate results(%) listed in the report are not "detected" compounds.

Comments:

All soils, solids and sludges are reported on a dry weight basis unless otherwise noted in the sample comments.

If you are the client above and have any questions concerning this testing, please do not hesitate to contact Phoenix Client Services at ext.200.
The contents of this report cannot be discussed with anyone other than the client listed above without their written consent.

Phyllis Shiller, Laboratory Director
June 24, 2020
Reviewed and Released by: Greg Lawrence, Assistant Lab Director

Environmental Laboratories, Inc.
587 East Middle Turnpike, P.O.Box 370, Manchester, CT 06045
Tel. (860) 645-1102 Fax (860) 645-0823

Analysis Report

June 24, 2020

FOR: Attn: Lynn Willey
Tighe & Bond
213 Court St, Suite 1100
Middletown, CT 06457

Sample Information		Custody Information		Date	Time
Matrix:	SOIL	Collected by:		06/22/20	9:50
Location Code:	TIGHE-EVER	Received by:	SW	06/22/20	15:44
Rush Request:	72 Hour	Analyzed by:	see "By" below		
P.O.#:	10948703				

Laboratory Data

SDG ID: GCG18820
Phoenix ID: CG18823

Project ID: ROCKVILLE MGP EVERSOURCE
Client ID: MW-41S (38-40`)

Parameter	Result	RL/ PQL	Units	Dilution	Date/Time	By	Reference
Percent Solid	91		%		06/22/20	HB	SW846-%Solid
Extraction of CT ETPH	Completed				06/22/20	GG/MA	SW3546
Soil Extraction for SVOA PAH	Completed				06/22/20	RR/MA	SW3546
TPH by GC (Extractable Products)							
Ext. Petroleum H.C. (C9-C36)	ND	54	mg/Kg	1	06/23/20	JRB	CTETPH 8015D
Identification	ND		mg/Kg	1	06/23/20	JRB	CTETPH 8015D
QA/QC Surrogates							
% n-Pentacosane	66		%	1	06/23/20	JRB	50 - 150 %
Volatiles							
1,1,1,2-Tetrachloroethane	ND	7.6	ug/Kg	1	06/23/20	JLI	SW8260C
1,1,1-Trichloroethane	ND	7.6	ug/Kg	1	06/23/20	JLI	SW8260C
1,1,2,2-Tetrachloroethane	ND	4.5	ug/Kg	1	06/23/20	JLI	SW8260C
1,1,2-Trichloroethane	ND	7.6	ug/Kg	1	06/23/20	JLI	SW8260C
1,1-Dichloroethane	ND	7.6	ug/Kg	1	06/23/20	JLI	SW8260C
1,1-Dichloroethene	ND	7.6	ug/Kg	1	06/23/20	JLI	SW8260C
1,1-Dichloropropene	ND	7.6	ug/Kg	1	06/23/20	JLI	SW8260C
1,2,3-Trichlorobenzene	ND	7.6	ug/Kg	1	06/23/20	JLI	SW8260C
1,2,3-Trichloropropane	ND	7.6	ug/Kg	1	06/23/20	JLI	SW8260C
1,2,4-Trichlorobenzene	ND	7.6	ug/Kg	1	06/23/20	JLI	SW8260C
1,2,4-Trimethylbenzene	ND	7.6	ug/Kg	1	06/23/20	JLI	SW8260C
1,2-Dibromo-3-chloropropane	ND	7.6	ug/Kg	1	06/23/20	JLI	SW8260C
1,2-Dibromoethane	ND	7.0	ug/Kg	1	06/23/20	JLI	SW8260C
1,2-Dichlorobenzene	ND	7.6	ug/Kg	1	06/23/20	JLI	SW8260C
1,2-Dichloroethane	ND	7.6	ug/Kg	1	06/23/20	JLI	SW8260C
1,2-Dichloropropane	ND	7.6	ug/Kg	1	06/23/20	JLI	SW8260C
1,3,5-Trimethylbenzene	ND	7.6	ug/Kg	1	06/23/20	JLI	SW8260C

Ver 1

Project ID: ROCKVILLE MGP EVERSOURCE
Client ID: MW-41S (38-40`)

Phoenix I.D.: CG18823

Parameter	Result	RL/ PQL	Units	Dilution	Date/Time	By	
1,3-Dichlorobenzene	ND	7.6	ug/Kg	1	06/23/20	JLI	SW8260C
1,3-Dichloropropane	ND	7.6	ug/Kg	1	06/23/20	JLI	SW8260C
1,4-Dichlorobenzene	ND	7.6	ug/Kg	1	06/23/20	JLI	SW8260C
2,2-Dichloropropane	ND	7.6	ug/Kg	1	06/23/20	JLI	SW8260C
2-Chlorotoluene	ND	7.6	ug/Kg	1	06/23/20	JLI	SW8260C
2-Hexanone	ND	38	ug/Kg	1	06/23/20	JLI	SW8260C
2-Isopropyltoluene	ND	7.6	ug/Kg	1	06/23/20	JLI	SW8260C
4-Chlorotoluene	ND	7.6	ug/Kg	1	06/23/20	JLI	SW8260C
4-Methyl-2-pentanone	ND	38	ug/Kg	1	06/23/20	JLI	SW8260C
Acetone	ND	380	ug/Kg	1	06/23/20	JLI	SW8260C
Acrylonitrile	ND	7.6	ug/Kg	1	06/23/20	JLI	SW8260C
Benzene	43	7.6	ug/Kg	1	06/23/20	JLI	SW8260C
Bromobenzene	ND	7.6	ug/Kg	1	06/23/20	JLI	SW8260C
Bromochloromethane	ND	7.6	ug/Kg	1	06/23/20	JLI	SW8260C
Bromodichloromethane	ND	7.6	ug/Kg	1	06/23/20	JLI	SW8260C
Bromoform	ND	7.6	ug/Kg	1	06/23/20	JLI	SW8260C
Bromomethane	ND	7.6	ug/Kg	1	06/23/20	JLI	SW8260C
Carbon Disulfide	ND	7.6	ug/Kg	1	06/23/20	JLI	SW8260C
Carbon tetrachloride	ND	7.6	ug/Kg	1	06/23/20	JLI	SW8260C
Chlorobenzene	ND	7.6	ug/Kg	1	06/23/20	JLI	SW8260C
Chloroethane	ND	7.6	ug/Kg	1	06/23/20	JLI	SW8260C
Chloroform	ND	7.6	ug/Kg	1	06/23/20	JLI	SW8260C
Chloromethane	ND	7.6	ug/Kg	1	06/23/20	JLI	SW8260C
cis-1,2-Dichloroethene	ND	7.6	ug/Kg	1	06/23/20	JLI	SW8260C
cis-1,3-Dichloropropene	ND	7.6	ug/Kg	1	06/23/20	JLI	SW8260C
Dibromochloromethane	ND	4.5	ug/Kg	1	06/23/20	JLI	SW8260C
Dibromomethane	ND	7.6	ug/Kg	1	06/23/20	JLI	SW8260C
Dichlorodifluoromethane	ND	7.6	ug/Kg	1	06/23/20	JLI	SW8260C
Ethylbenzene	25	7.6	ug/Kg	1	06/23/20	JLI	SW8260C
Hexachlorobutadiene	ND	7.6	ug/Kg	1	06/23/20	JLI	SW8260C
Isopropylbenzene	ND	7.6	ug/Kg	1	06/23/20	JLI	SW8260C
m&p-Xylene	ND	7.6	ug/Kg	1	06/23/20	JLI	SW8260C
Methyl Ethyl Ketone	ND	45	ug/Kg	1	06/23/20	JLI	SW8260C
Methyl t-butyl ether (MTBE)	ND	15	ug/Kg	1	06/23/20	JLI	SW8260C
Methylene chloride	ND	15	ug/Kg	1	06/23/20	JLI	SW8260C
Naphthalene	14	7.6	ug/Kg	1	06/23/20	JLI	SW8260C
n-Butylbenzene	ND	7.6	ug/Kg	1	06/23/20	JLI	SW8260C
n-Propylbenzene	ND	7.6	ug/Kg	1	06/23/20	JLI	SW8260C
o-Xylene	ND	7.6	ug/Kg	1	06/23/20	JLI	SW8260C
p-Isopropyltoluene	ND	7.6	ug/Kg	1	06/23/20	JLI	SW8260C
sec-Butylbenzene	ND	7.6	ug/Kg	1	06/23/20	JLI	SW8260C
Styrene	ND	7.6	ug/Kg	1	06/23/20	JLI	SW8260C
tert-Butylbenzene	ND	7.6	ug/Kg	1	06/23/20	JLI	SW8260C
Tetrachloroethene	ND	7.6	ug/Kg	1	06/23/20	JLI	SW8260C
Tetrahydrofuran (THF)	ND	15	ug/Kg	1	06/23/20	JLI	SW8260C
Toluene	ND	7.6	ug/Kg	1	06/23/20	JLI	SW8260C
Total Xylenes	ND	7.6	ug/Kg	1	06/23/20	JLI	SW8260C
trans-1,2-Dichloroethene	ND	7.6	ug/Kg	1	06/23/20	JLI	SW8260C
trans-1,3-Dichloropropene	ND	7.6	ug/Kg	1	06/23/20	JLI	SW8260C

Project ID: ROCKVILLE MGP EVERSOURCE
Client ID: MW-41S (38-40`)
Phoenix I.D.: CG18823

Parameter	Result	RL/ PQL	Units	Dilution	Date/Time	By	
trans-1,4-dichloro-2-butene	ND	15	ug/Kg	1	06/23/20	JLI	SW8260C
Trichloroethene	ND	7.6	ug/Kg	1	06/23/20	JLI	SW8260C
Trichlorofluoromethane	ND	7.6	ug/Kg	1	06/23/20	JLI	SW8260C
Trichlorotrifluoroethane	ND	15	ug/Kg	1	06/23/20	JLI	SW8260C
Vinyl chloride	ND	7.6	ug/Kg	1	06/23/20	JLI	SW8260C
QA/QC Surrogates							
% 1,2-dichlorobenzene-d4	101		%	1	06/23/20	JLI	70 - 130 %
% Bromofluorobenzene	96		%	1	06/23/20	JLI	70 - 130 %
% Dibromofluoromethane	94		%	1	06/23/20	JLI	70 - 130 %
% Toluene-d8	98		%	1	06/23/20	JLI	70 - 130 %
Polynuclear Aromatic HC							
2-Methylnaphthalene	ND	250	ug/Kg	1	06/23/20	WB	SW8270D
Acenaphthene	ND	250	ug/Kg	1	06/23/20	WB	SW8270D
Acenaphthylene	ND	250	ug/Kg	1	06/23/20	WB	SW8270D
Anthracene	ND	250	ug/Kg	1	06/23/20	WB	SW8270D
Benz(a)anthracene	ND	250	ug/Kg	1	06/23/20	WB	SW8270D
Benzo(a)pyrene	ND	250	ug/Kg	1	06/23/20	WB	SW8270D
Benzo(b)fluoranthene	ND	250	ug/Kg	1	06/23/20	WB	SW8270D
Benzo(ghi)perylene	ND	250	ug/Kg	1	06/23/20	WB	SW8270D
Benzo(k)fluoranthene	ND	250	ug/Kg	1	06/23/20	WB	SW8270D
Chrysene	ND	250	ug/Kg	1	06/23/20	WB	SW8270D
Dibenz(a,h)anthracene	ND	250	ug/Kg	1	06/23/20	WB	SW8270D
Fluoranthene	ND	250	ug/Kg	1	06/23/20	WB	SW8270D
Fluorene	ND	250	ug/Kg	1	06/23/20	WB	SW8270D
Indeno(1,2,3-cd)pyrene	ND	250	ug/Kg	1	06/23/20	WB	SW8270D
Naphthalene	ND	250	ug/Kg	1	06/23/20	WB	SW8270D
Phenanthrene	ND	250	ug/Kg	1	06/23/20	WB	SW8270D
Pyrene	ND	250	ug/Kg	1	06/23/20	WB	SW8270D
QA/QC Surrogates							
% 2-Fluorobiphenyl	66		%	1	06/23/20	WB	30 - 130 %
% Nitrobenzene-d5	63		%	1	06/23/20	WB	30 - 130 %
% Terphenyl-d14	89		%	1	06/23/20	WB	30 - 130 %
Field Extraction	Completed				06/22/20		SW5035A

Project ID: ROCKVILLE MGP EVERSOURCE
Client ID: MW-41S (38-40`)

Phoenix I.D.: CG18823

Parameter	Result	RL/ PQL	Units	Dilution	Date/Time	By

RL/PQL=Reporting/Practical Quantitation Level ND=Not Detected BRL=Below Reporting Level
QA/QC Surrogates: Surrogates are compounds (preceeded with a %) added by the lab to determine analysis efficiency. Surrogate results(%) listed in the report are not "detected" compounds.

Comments:

All soils, solids and sludges are reported on a dry weight basis unless otherwise noted in the sample comments.

If you are the client above and have any questions concerning this testing, please do not hesitate to contact Phoenix Client Services at ext.200.
The contents of this report cannot be discussed with anyone other than the client listed above without their written consent.

Phyllis Shiller, Laboratory Director
June 24, 2020
Reviewed and Released by: Greg Lawrence, Assistant Lab Director

Environmental Laboratories, Inc.
587 East Middle Turnpike, P.O.Box 370, Manchester, CT 06045
Tel. (860) 645-1102 Fax (860) 645-0823

QA/QC Report

June 24, 2020

QA/QC Data

SDG I.D.: GCG18820

Parameter	Blank	Blk RL	LCS %	LCSD %	LCS RPD	MS %	MSD %	MS RPD	% Rec Limits	% RPD Limits	
QA/QC Batch 534508 (mg/Kg), QC Sample No: CG18869 (CG18821, CG18823)											
TPH by GC (Extractable Products) - Soil											
Ext. Petroleum H.C. (C9-C36)	ND	50	78	85	8.6	87	103	16.8	60 - 120	30	
% n-Pentacosane	46	%	57	63	10.0	70	85	19.4	50 - 150	30	s
Comment:											
Additional surrogate criteria: LCS acceptance range is 60-120% MS acceptance range 50-150%. The ETPH/DRO LCS has been normalized based on the alkane calibration.											
QA/QC Batch 534563 (ug/kg), QC Sample No: CG17304 (CG18821, CG18823)											
Polynuclear Aromatic HC - Soil											
2-Methylnaphthalene	ND	230	72	70	2.8	74	71	4.1	40 - 140	30	
Acenaphthene	ND	230	76	77	1.3	94	73	25.1	30 - 130	30	
Acenaphthylene	ND	230	76	78	2.6	79	77	2.6	40 - 140	30	
Anthracene	ND	230	74	74	0.0	98	63	43.5	40 - 140	30	r
Benz(a)anthracene	ND	230	77	78	1.3	130	51	87.3	40 - 140	30	r
Benzo(a)pyrene	ND	230	77	78	1.3	122	54	77.3	40 - 140	30	r
Benzo(b)fluoranthene	ND	230	91	92	1.1	147	66	76.1	40 - 140	30	m,r
Benzo(ghi)perylene	ND	230	74	75	1.3	95	62	42.0	40 - 140	30	r
Benzo(k)fluoranthene	ND	230	58	59	1.7	80	42	62.3	40 - 140	30	r
Chrysene	ND	230	76	78	2.6	136	56	83.3	40 - 140	30	r
Dibenz(a,h)anthracene	ND	230	75	76	1.3	73	72	1.4	40 - 140	30	
Fluoranthene	ND	230	74	74	0.0	NC	NC	NC	40 - 140	30	
Fluorene	ND	230	75	76	1.3	92	71	25.8	40 - 140	30	
Indeno(1,2,3-cd)pyrene	ND	230	73	75	2.7	98	59	49.7	40 - 140	30	r
Naphthalene	ND	230	68	67	1.5	65	68	4.5	40 - 140	30	
Phenanthrene	ND	230	72	74	2.7	NC	NC	NC	40 - 140	30	
Pyrene	ND	230	77	78	1.3	NC	NC	NC	30 - 130	30	
% 2-Fluorobiphenyl	63	%	65	65	0.0	65	67	3.0	30 - 130	30	
% Nitrobenzene-d5	61	%	64	64	0.0	54	66	20.0	30 - 130	30	
% Terphenyl-d14	74	%	77	76	1.3	84	83	1.2	30 - 130	30	
Comment:											
Additional 8270 criteria: 20% of compounds can be outside of acceptance criteria as long as recovery is at least 10%. (Acid surrogates acceptance range for aqueous samples: 15-110%, for soils 30-130%)											
QA/QC Batch 534653 (ug/kg), QC Sample No: CG18423 (CG18821, CG18823)											
Volatiles - Soil (Low Level)											
1,1,1,2-Tetrachloroethane	ND	5.0	114	113	0.9	108	109	0.9	70 - 130	30	
1,1,1-Trichloroethane	ND	5.0	94	94	0.0	92	92	0.0	70 - 130	30	
1,1,2,2-Tetrachloroethane	ND	3.0	112	113	0.9	108	109	0.9	70 - 130	30	
1,1,2-Trichloroethane	ND	5.0	103	102	1.0	97	98	1.0	70 - 130	30	
1,1-Dichloroethane	ND	5.0	99	97	2.0	81	81	0.0	70 - 130	30	
1,1-Dichloroethene	ND	5.0	88	90	2.2	96	97	1.0	70 - 130	30	
1,1-Dichloropropene	ND	5.0	99	98	1.0	93	95	2.1	70 - 130	30	
1,2,3-Trichlorobenzene	ND	5.0	117	112	4.4	67	66	1.5	70 - 130	30	m

QA/QC Data

SDG I.D.: GCG18820

Parameter	Blank	Blk RL	LCS %	LCSD %	LCS RPD	MS %	MSD %	MS RPD	% Rec Limits	% RPD Limits	
1,2,3-Trichloropropane	ND	5.0	105	105	0.0	97	100	3.0	70 - 130	30	
1,2,4-Trichlorobenzene	ND	5.0	118	112	5.2	70	71	1.4	70 - 130	30	
1,2,4-Trimethylbenzene	ND	1.0	105	104	1.0	93	95	2.1	70 - 130	30	
1,2-Dibromo-3-chloropropane	ND	5.0	132	133	0.8	111	116	4.4	70 - 130	30	l
1,2-Dibromoethane	ND	5.0	110	109	0.9	103	104	1.0	70 - 130	30	
1,2-Dichlorobenzene	ND	5.0	104	102	1.9	89	91	2.2	70 - 130	30	
1,2-Dichloroethane	ND	5.0	90	88	2.2	87	88	1.1	70 - 130	30	
1,2-Dichloropropane	ND	5.0	101	100	1.0	98	98	0.0	70 - 130	30	
1,3,5-Trimethylbenzene	ND	1.0	106	105	0.9	96	99	3.1	70 - 130	30	
1,3-Dichlorobenzene	ND	5.0	107	105	1.9	92	95	3.2	70 - 130	30	
1,3-Dichloropropane	ND	5.0	104	103	1.0	100	100	0.0	70 - 130	30	
1,4-Dichlorobenzene	ND	5.0	104	101	2.9	89	92	3.3	70 - 130	30	
2,2-Dichloropropane	ND	5.0	105	104	1.0	89	89	0.0	70 - 130	30	
2-Chlorotoluene	ND	5.0	108	106	1.9	99	101	2.0	70 - 130	30	
2-Hexanone	ND	25	94	96	2.1	59	56	5.2	70 - 130	30	m
2-Isopropyltoluene	ND	5.0	102	101	1.0	90	93	3.3	70 - 130	30	
4-Chlorotoluene	ND	5.0	107	104	2.8	96	98	2.1	70 - 130	30	
4-Methyl-2-pentanone	ND	25	94	94	0.0	74	75	1.3	70 - 130	30	
Acetone	ND	10	68	69	1.5	75	75	0.0	70 - 130	30	l
Acrylonitrile	ND	5.0	93	93	0.0	62	62	0.0	70 - 130	30	m
Benzene	ND	1.0	105	105	0.0	103	104	1.0	70 - 130	30	
Bromobenzene	ND	5.0	110	109	0.9	102	103	1.0	70 - 130	30	
Bromochloromethane	ND	5.0	104	104	0.0	101	102	1.0	70 - 130	30	
Bromodichloromethane	ND	5.0	104	103	1.0	98	101	3.0	70 - 130	30	
Bromoform	ND	5.0	124	123	0.8	107	111	3.7	70 - 130	30	
Bromomethane	ND	5.0	82	83	1.2	87	84	3.5	70 - 130	30	
Carbon Disulfide	ND	5.0	87	90	3.4	92	93	1.1	70 - 130	30	
Carbon tetrachloride	ND	5.0	104	102	1.9	94	96	2.1	70 - 130	30	
Chlorobenzene	ND	5.0	105	104	1.0	99	100	1.0	70 - 130	30	
Chloroethane	ND	5.0	83	83	0.0	95	94	1.1	70 - 130	30	
Chloroform	ND	5.0	94	94	0.0	93	93	0.0	70 - 130	30	
Chloromethane	ND	5.0	82	83	1.2	77	78	1.3	70 - 130	30	
cis-1,2-Dichloroethene	ND	5.0	102	102	0.0	98	99	1.0	70 - 130	30	
cis-1,3-Dichloropropene	ND	5.0	107	106	0.9	94	95	1.1	70 - 130	30	
Dibromochloromethane	ND	3.0	120	118	1.7	112	115	2.6	70 - 130	30	
Dibromomethane	ND	5.0	100	99	1.0	94	95	1.1	70 - 130	30	
Dichlorodifluoromethane	ND	5.0	101	101	0.0	99	100	1.0	70 - 130	30	
Ethylbenzene	ND	1.0	109	107	1.9	102	104	1.9	70 - 130	30	
Hexachlorobutadiene	ND	5.0	112	114	1.8	62	67	7.8	70 - 130	30	m
Isopropylbenzene	ND	1.0	109	107	1.9	102	105	2.9	70 - 130	30	
m&p-Xylene	ND	2.0	108	107	0.9	100	102	2.0	70 - 130	30	
Methyl ethyl ketone	ND	5.0	87	88	1.1	70	70	0.0	70 - 130	30	
Methyl t-butyl ether (MTBE)	ND	1.0	79	80	1.3	83	84	1.2	70 - 130	30	
Methylene chloride	ND	5.0	79	81	2.5	89	88	1.1	70 - 130	30	
Naphthalene	ND	5.0	123	123	0.0	68	64	6.1	70 - 130	30	m
n-Butylbenzene	ND	1.0	107	106	0.9	82	86	4.8	70 - 130	30	
n-Propylbenzene	ND	1.0	108	107	0.9	98	101	3.0	70 - 130	30	
o-Xylene	ND	2.0	108	107	0.9	102	103	1.0	70 - 130	30	
p-Isopropyltoluene	ND	1.0	109	109	0.0	91	96	5.3	70 - 130	30	
sec-Butylbenzene	ND	1.0	112	112	0.0	98	101	3.0	70 - 130	30	
Styrene	ND	5.0	110	108	1.8	96	98	2.1	70 - 130	30	
tert-Butylbenzene	ND	1.0	106	105	0.9	98	101	3.0	70 - 130	30	
Tetrachloroethene	ND	5.0	107	106	0.9	96	99	3.1	70 - 130	30	

QA/QC Data

SDG I.D.: GCG18820

Parameter	Blank	Blk RL	LCS %	LCSD %	LCS RPD	MS %	MSD %	MS RPD	% Rec Limits	% RPD Limits
Tetrahydrofuran (THF)	ND	5.0	86	87	1.2	79	81	2.5	70 - 130	30
Toluene	ND	1.0	106	104	1.9	100	101	1.0	70 - 130	30
trans-1,2-Dichloroethene	ND	5.0	87	89	2.3	94	94	0.0	70 - 130	30
trans-1,3-Dichloropropene	ND	5.0	109	107	1.9	93	95	2.1	70 - 130	30
trans-1,4-dichloro-2-butene	ND	5.0	117	117	0.0	94	95	1.1	70 - 130	30
Trichloroethene	ND	5.0	104	103	1.0	98	100	2.0	70 - 130	30
Trichlorofluoromethane	ND	5.0	82	82	0.0	86	86	0.0	70 - 130	30
Trichlorotrifluoroethane	ND	5.0	85	88	3.5	88	90	2.2	70 - 130	30
Vinyl chloride	ND	5.0	86	87	1.2	90	90	0.0	70 - 130	30
% 1,2-dichlorobenzene-d4	102	%	101	102	1.0	100	100	0.0	70 - 130	30
% Bromofluorobenzene	96	%	96	97	1.0	96	96	0.0	70 - 130	30
% Dibromofluoromethane	96	%	103	103	0.0	101	101	0.0	70 - 130	30
% Toluene-d8	98	%	98	98	0.0	97	97	0.0	70 - 130	30

Comment:

Additional 8260 criteria: 10% of LCS/LCSD compounds can be outside of acceptance criteria as long as recovery is 40-160%, 25-160% for Chloroethane-HL and Trichlorofluoromethane-HL.

I = This parameter is outside laboratory LCS/LCSD specified recovery limits.
m = This parameter is outside laboratory MS/MSD specified recovery limits.
r = This parameter is outside laboratory RPD specified recovery limits.
s = This parameter is outside laboratory Blank Surrogate specified recovery limits.

If there are any questions regarding this data, please call Phoenix Client Services at extension 200.

RPD - Relative Percent Difference
LCS - Laboratory Control Sample
LCSD - Laboratory Control Sample Duplicate
MS - Matrix Spike
MS Dup - Matrix Spike Duplicate
NC - No Criteria
Intf - Interference

Phyllis Shiller, Laboratory Director
June 24, 2020

Wednesday, June 24, 2020

Criteria: CT: GBM, RC

State: CT

Sample Criteria Exceedances Report

GCG18820 - TIGHE-EVER

SampNo	Acode	Phoenix Analyte	Criteria	Result	RL	Criteria	RL Criteria	Analysis Units

*** No Data to Display ***

Phoenix Laboratories does not assume responsibility for the data contained in this exceedance report. It is provided as an additional tool to identify requested criteria exceedences. All efforts are made to ensure the accuracy of the data (obtained from appropriate agencies). A lack of exceedence information does not necessarily suggest conformance to the criteria. It is ultimately the site professional's responsibility to determine appropriate compliance.

REASONABLE CONFIDENCE PROTOCOL
LABORATORY ANALYSIS QA/QC CERTIFICATION FORM

Laboratory Name: Phoenix Environmental Labs, Inc. ***Client:*** Tighe & Bond

Project Location: ROCKVILLE MGP EVERSOURCE ***Project Number:***

Laboratory Sample ID(s): CG18821, CG18823 ***Sampling Date(s):*** 6/22/2020

List RCP Methods Used (e.g., 8260, 8270, et cetera) 8260, 8270, ETPH

1	**For each analytical method referenced in this laboratory report package, were all specified QA/QC performance criteria followed, including the requirement to explain any criteria falling outside of acceptable guidelines, as specified in the CT DEP method-specific Reasonable Confidence Protocol documents?**	☑ Yes ☐ No
1A	**Were the method specified preservation and holding time requirements met?**	☑ Yes ☐ No
1B	***VPH and EPH methods only:*** **Was the VPH or EPH method conducted without significant modifications (see section 11.3 of respective RCP methods)**	☐ Yes ☐ No ☑ NA
2	**Were all samples received by the laboratory in a condition consistent with that described on the associated Chain-of-Custody document(s)?**	☑ Yes ☐ No
3	**Were samples received at an appropriate temperature (< 6 Degrees C)?**	☑ Yes ☐ No ☐ NA
4	**Were all QA/QC performance criteria specified in the Reasonable Confidence Protocol documents acheived? See Sections: ETPH Narration, VOA Narration.**	☐ Yes ☑ No
5	**a) Were reporting limits specified or referenced on the chain-of-custody?** **b) Were these reporting limits met?**	☑ Yes ☐ No ☑ Yes ☐ No
6	**For each analytical method referenced in this laboratory report package, were results reported for all constituents identified in the method-specific analyte lists presented in the Reasonable Confidence Protocol documents?**	☐ Yes ☑ No
7	**Are project-specific matrix spikes and laboratory duplicates included in the data set?**	☐ Yes ☑ No

Notes: For all questions to which the response was "No" (with the exception of question #7), additional information must be provided in an attached narrative. If the answer to question #1, #1A or 1B is "No", the data package does not meet the requirements for "Reasonable Confidence". This form may not be altered and all questions must be answered.

I, the undersigned, attest under the pains and penalties of perjury that, to the best of my knowledge and belief and based upon my personal inquiry of those responsible for providing the information contained in this analytical report, such information is accurate and complete.

Authorized Signature: _____ **Position:** Assistant Lab Director

Printed Name: Greg Lawrence **Date:** Wednesday, June 24, 2020

Name of Laboratory Phoenix Environmental Labs, Inc.

This certification form is to be used for RCP methods only.

Environmental Laboratories, Inc.
587 East Middle Turnpike, P.O.Box 370, Manchester, CT 06045
Tel. (860) 645-1102 Fax (860) 645-0823

NY # 11301

RCP Certification Report

June 24, 2020

SDG I.D.: GCG18820

SDG Comments

8270 Semi-volatile Organics:
The client requested a short list for 8270 RCP Semivolatile. Only the PAH constituents are reported as requested on the chain-of-custody.

ETPH Narration

Were all QA/QC performance criteria specified in the Reasonable Confidence Protocol documents achieved? No.

QC Batch 534508 (Samples: CG18821, CG18823): -----

The blank surrogate was below criteria. A low bias in the blank is possible. (% n-Pentacosane(CG18869))

Instrument:

AU-XL1 06/22/20-1 Jeff Bucko, Chemist 06/22/20

CG18823 (1X)

The initial calibration (ETPH420I) RSD for the compound list was less than 30% except for the following compounds: None.
As per section 7.2.3, a discrimination check standard was run (622A003A) and contained the following outliers: None.
The continuing calibration %D for the compound list was less than 30% except for the following compounds:None.

AU-XL2 06/22/20-1 Jeff Bucko, Chemist 06/22/20

CG18821 (1X)

The initial calibration (ETPH609I) RSD for the compound list was less than 30% except for the following compounds: None.
As per section 7.2.3, a discrimination check standard was run (622A003) and contained the following outliers: None.
The continuing calibration %D for the compound list was less than 30% except for the following compounds:None.

QC (Batch Specific):

Batch 534508 (CG18869)

CG18821, CG18823

All LCS recoveries were within 60 - 120 with the following exceptions: None.
All LCSD recoveries were within 60 - 120 with the following exceptions: None.
All LCS/LCSD RPDs were less than 30% with the following exceptions: None.
Additional surrogate criteria: LCS acceptance range is 60-120% MS acceptance range 50-150%. The ETPH/DRO LCS has been normalized based on the alkane calibration.

SVOA Narration

Were all QA/QC performance criteria specified in the Reasonable Confidence Protocol documents achieved? Yes.

Instrument:

CHEM69 06/23/20-1 Wes Bryon, Chemist 06/23/20

CG18821 (1X), CG18823 (1X)

Initial Calibration Evaluation (CHEM69/69_BN_0615):
100% of target compounds met criteria.
The following compounds had %RSDs >20%: None.
The following compounds did not meet recommended response factors: None.
The following compounds did not meet a minimum response factors: None.

Continuing Calibration Verification (CHEM69/0623_04-69_BN_0615):
Internal standard areas were within 50 to 200% of the initial calibration with the following exceptions: None.

Environmental Laboratories, Inc.
587 East Middle Turnpike, P.O.Box 370, Manchester, CT 06045
Tel. (860) 645-1102 Fax (860) 645-0823

NY # 11301

RCP Certification Report

June 24, 2020

SDG I.D.: GCG18820

SVOA Narration

100% of target compounds met criteria.
The following compounds did not meet % deviation criteria: None.
The following compounds did not meet maximum % deviations: None.
The following compounds did not meet recommended response factors: None.
The following compounds did not meet minimum response factors: None.

QC (Batch Specific):

Batch 534563 (CG17304)

CG18821, CG18823

All LCS recoveries were within 40 - 140 with the following exceptions: None.
All LCSD recoveries were within 40 - 140 with the following exceptions: None.
All LCS/LCSD RPDs were less than 30% with the following exceptions: None.
Additional 8270 criteria: 20% of compounds can be outside of acceptance criteria as long as recovery is at least 10%. (Acid surrogates acceptance range for aqueous samples: 15-110%, for soils 30-130%)

VOA Narration

Were all QA/QC performance criteria specified in the Reasonable Confidence Protocol documents achieved? No.

QC Batch 534653 (Samples: CG18821, CG18823): -----

The LCS/LCSD recovery is below the lower range. A slight low bias for this analyte is possible. (Acetone)

The LCS/LCSD recovery is above the upper range for one analyte that was not reported in the sample(s), therefore no significant bias is suspected. (1,2-Dibromo-3-chloropropane)

Instrument:

CHEM03 06/22/20-2 Jane Li, Chemist 06/22/20

CG18821 (1X), CG18823 (1X)

Initial Calibration Evaluation (CHEM03/VT-L060420):
93% of target compounds met criteria.
The following compounds had %RSDs >20%: 1,2-Dibromo-3-chloropropane 29% (20%), Acetone 24% (20%), Bromoform 34% (20%), Chloroethane 25% (20%), Dibromochloromethane 22% (20%), trans-1,4-dichloro-2-butene 26% (20%)
The following compounds did not meet Table 4 recommended minimum response factors: Acetone 0.085 (0.1), Bromoform 0.099 (0.1), Tetrachloroethene 0.187 (0.2)
The following compounds did not meet the minimum response factor of 0.05: None.

Continuing Calibration Verification (CHEM03/0622_34-VT-L060420):
Internal standard areas were within 50 to 200% of the initial calibration with the following exceptions: None.
99% of target compounds met criteria.
The following compounds did not meet % deviation criteria: None.
The following compounds did not meet maximum % deviations: None.
The following compounds did not meet Table 4 recommended minimum response factors: None.

QC (Batch Specific):

Batch 534653 (CG18423) CHEM03 6/22/2020-2

CG18821(1X), CG18823(1X)

Environmental Laboratories, Inc.
587 East Middle Turnpike, P.O.Box 370, Manchester, CT 06045
Tel. (860) 645-1102 Fax (860) 645-0823

ACCREDITED IN ACCORDANCE WITH nelac NY # 11301

RCP Certification Report

June 24, 2020

SDG I.D.: GCG18820

VOA Narration

All LCS recoveries were within 70 - 130 with the following exceptions: 1,2-Dibromo-3-chloropropane(132%), Acetone(68%)
All LCSD recoveries were within 70 - 130 with the following exceptions: 1,2-Dibromo-3-chloropropane(133%), Acetone(69%)
All LCS/LCSD RPDs were less than 30% with the following exceptions: None.
Additional 8260 criteria: 10% of LCS/LCSD compounds can be outside of acceptance criteria as long as recovery is 40-160%, 25-160% for Chloroethane-HL and Trichlorofluoromethane-HL.

Cooler: Yes ☒ No ☐
Coolant: IPK ☐ ICE ☒ No ☐

PHOENIX
Environmental Laboratories, Inc.

CHAIN OF CUSTODY RECORD

587 East Middle Turnpike, P.O. Box 370, Manchester, CT 06040
Email: info@phoenixlabs.com Fax (860) 645-0823
Client Services (860) 645-8726

Temp 2.0 °C Pg 1 of 1

Data Delivery/Contact Options:
☐ Fax:
☐ Phone: Brian.Bickford@eversource.com
☒ Email: Lynn.Wilkey@eversource.com

Customer: Tighe + Bond
Address: 213 Court Street Suite 1100
Middletown CT 06457

Project: Cuckoo Mfg Eversource
Report to: Lynn Wilkey / Brian Bickford
Invoice to: Eversource Energy
QUOTE # EVD22520TSA

Project P.O: CW226369 / H109477

This section MUST be completed with Bottle Quantities.

Client Sample - Information - Identification

Sampler's Signature: [signature] Date: 6/22/20

Matrix Code:
DW=Drinking Water **GW**=Ground Water **SW**=Surface Water **WW**=Waste Water
RW=Raw Water **SE**=Sediment **SL**=Sludge **S**=Soil **SD**=Solid **W**=Wipe **OIL**=Oil
B=Bulk **L**=Liquid **X** = _____(Other)

Analysis Request

PHOENIX USE ONLY SAMPLE #	Customer Sample Identification	Sample Matrix	Date Sampled	Time Sampled	VOC	ETPH	PAH	GL Amber 8 oz. w/H3PO4	Soil VOA Vials 3	methanol 3	H2O	GL Soil container ( ) oz	GL Soil container (1) oz	40 ml VOA Vial [ ] As is [ ] HCl	GL Amber 1000ml [ ] As is [ ] H2SO4	PL As is [ ] 250ml [ ] 500ml [ ] 1000ml	PL H2SO4 [ ] 250ml [ ] 500ml [ ] 1000ml	PL HNO3 250ml	PL NaOH 250ml	Bacteria Bottle w/thio	Bacteria Bottle as is
18820	MW-415 (20-24')	Soil	6/22/20	9:20					3	1											
18821	MW-415 (24-30')	"	"	9:30	X	X	X		3	1											
18822	MW-415 (33-35')	"	"	9:45					3	1											
18823	MW-415 (34-40')	"	"	9:50	X	X	X		3	1											

Relinquished by:	Accepted by:	Date:	Time:
[signature]	[signature]	6/22/20	15:45

Comments, Special Requirements or Regulations:
Please hold additional samples

Turnaround Time:
☐ 1 Day*
☐ 2 Days*
☐ 3 Days*
☒ Standard
☐ Other
* SURCHARGE APPLIES

RI
☐ (Residential) Direct Exposure
☐ (Comm/Industrial) Direct Exposure
☐ GA Leachability
☐ GB Leachability
☐ GA-GW Objectives
☐ GB-GW Objectives

CT
☒ RCP Cert
☐ GW Protection
☐ SW Protection
☐ GA Mobility
☒ GB Mobility
☒ Residential DEC
☐ I/C DEC
☐ Other

MA
☐ MCP Certification
☐ GW-1 ☐ MWRA eSMART
☐ GW-2
☐ GW-3
☐ S-1 GW-1 ☐ S-1 GW-2 ☐ S-1 GW-3
☐ S-2 GW-1 ☐ S-2 GW-2 ☐ S-2 GW-3
☐ S-3 GW-1 ☐ S-3 GW-2 ☐ S-3 GW-3
☐ SW Protection

State where samples were collected: CT

Data Format
☒ Excel
☒ PDF
☐ GIS/Key
☐ EQuIS
☒ Other Created

Data Package
☐ Tier I Checklist
☐ Full Data Package*
☒ Phoenix Std Report
☐ Other
* SURCHARGE APPLIES

PHOENIX
Environmental Laboratories, Inc.

Monday, June 29, 2020

Attn: Lynn Willey
Tighe & Bond
213 Court St, Suite 1100
Middletown, CT 06457

Project ID: **ROCKVILLE MGP EVERSOURCE**
SDG ID: **GCG20509**
Sample ID#s: CG20509 - CG20510

This laboratory is in compliance with the NELAC requirements of procedures used except where indicated.

This report contains results for the parameters tested, under the sampling conditions described on the Chain Of Custody, as received by the laboratory. This report is incomplete unless all pages indicated in the pagination at the bottom of the page are included.

All soils, solids and sludges are reported on a dry weight basis unless otherwise noted in the sample comments.

A scanned version of the COC form accompanies the analytical report and is an exact duplicate of the original.

If you are the client above and have any questions concerning this testing, please do not hesitate to contact Phoenix Client Services at ext.200. The contents of this report cannot be discussed with anyone other than the client listed above without their written consent.

Sincerely yours,

Phyllis Shiller
Laboratory Director

NELAC - #NY11301
CT Lab Registration #PH-0618
MA Lab Registration #M-CT007
ME Lab Registration #CT-007
NH Lab Registration #213693-A,B
NJ Lab Registration #CT-003
NY Lab Registration #11301
PA Lab Registration #68-03530
RI Lab Registration #63
UT Lab Registration #CT00007
VT Lab Registration #VT11301



Environmental Laboratories, Inc.
587 East Middle Turnpike, P.O.Box 370, Manchester, CT 06045
Tel. (860) 645-1102 Fax (860) 645-0823

Sample Id Cross Reference

June 29, 2020

SDG I.D.: GCG20509

Project ID: ROCKVILLE MGP EVERSOURCE

Client Id	Lab Id	Matrix
MW-47S (26-29`)	CG20509	SOIL
DUP-6/24/20	CG20510	SOIL

Environmental Laboratories, Inc.
587 East Middle Turnpike, P.O.Box 370, Manchester, CT 06045
Tel. (860) 645-1102 Fax (860) 645-0823

Analysis Report

June 29, 2020

FOR: Attn: Lynn Willey
Tighe & Bond
213 Court St, Suite 1100
Middletown, CT 06457

Sample Information		Custody Information		Date	Time
Matrix:	SOIL	Collected by:		06/24/20	10:20
Location Code:	TIGHE-EVER	Received by:	B	06/24/20	14:20
Rush Request:	72 Hour	Analyzed by:	see "By" below		
P.O.#:	10948703				

Laboratory Data

SDG ID: GCG20509
Phoenix ID: CG20509

Project ID: ROCKVILLE MGP EVERSOURCE
Client ID: MW-47S (26-29`)

Parameter	Result	RL/ PQL	Units	Dilution	Date/Time	By	Reference
Percent Solid	88		%		06/24/20	HB	SW846-%Solid
Extraction of CT ETPH	Completed				06/24/20	GG/MA	SW3546
Soil Extraction for SVOA PAH	Completed				06/24/20	RR/MA	SW3546
TPH by GC (Extractable Products)							
Ext. Petroleum H.C. (C9-C36)	2700	560	mg/Kg	10	06/26/20	JRB	CTETPH 8015D
Identification	**		mg/Kg	10	06/26/20	JRB	CTETPH 8015D
QA/QC Surrogates							
% n-Pentacosane	Diluted Out		%	10	06/26/20	JRB	50 - 150 %
Volatiles							
1,1,1,2-Tetrachloroethane	ND	4.5	ug/Kg	1	06/26/20	JLI	SW8260C
1,1,1-Trichloroethane	ND	4.5	ug/Kg	1	06/26/20	JLI	SW8260C
1,1,2,2-Tetrachloroethane	ND	2.7	ug/Kg	1	06/26/20	JLI	SW8260C
1,1,2-Trichloroethane	ND	4.5	ug/Kg	1	06/26/20	JLI	SW8260C
1,1-Dichloroethane	ND	4.5	ug/Kg	1	06/26/20	JLI	SW8260C
1,1-Dichloroethene	ND	4.5	ug/Kg	1	06/26/20	JLI	SW8260C
1,1-Dichloropropene	ND	4.5	ug/Kg	1	06/26/20	JLI	SW8260C
1,2,3-Trichlorobenzene	ND	470	ug/Kg	50	06/25/20	JLI	SW8260C
1,2,3-Trichloropropane	ND	470	ug/Kg	50	06/25/20	JLI	SW8260C
1,2,4-Trichlorobenzene	ND	470	ug/Kg	50	06/25/20	JLI	SW8260C
1,2,4-Trimethylbenzene	ND	470	ug/Kg	50	06/25/20	JLI	SW8260C
1,2-Dibromo-3-chloropropane	ND	4.5	ug/Kg	1	06/26/20	JLI	SW8260C
1,2-Dibromoethane	ND	4.5	ug/Kg	1	06/26/20	JLI	SW8260C
1,2-Dichlorobenzene	ND	470	ug/Kg	50	06/25/20	JLI	SW8260C
1,2-Dichloroethane	ND	4.5	ug/Kg	1	06/26/20	JLI	SW8260C
1,2-Dichloropropane	ND	4.5	ug/Kg	1	06/26/20	JLI	SW8260C
1,3,5-Trimethylbenzene	ND	470	ug/Kg	50	06/25/20	JLI	SW8260C

Project ID: ROCKVILLE MGP EVERSOURCE
Client ID: MW-47S (26-29`)

Phoenix I.D.: CG20509

Parameter	Result	RL/ PQL	Units	Dilution	Date/Time	By	
1,3-Dichlorobenzene	ND	470	ug/Kg	50	06/25/20	JLI	SW8260C
1,3-Dichloropropane	ND	4.5	ug/Kg	1	06/26/20	JLI	SW8260C
1,4-Dichlorobenzene	ND	470	ug/Kg	50	06/25/20	JLI	SW8260C
2,2-Dichloropropane	ND	4.5	ug/Kg	1	06/26/20	JLI	SW8260C
2-Chlorotoluene	ND	470	ug/Kg	50	06/25/20	JLI	SW8260C
2-Hexanone	ND	22	ug/Kg	1	06/26/20	JLI	SW8260C
2-Isopropyltoluene	ND	470	ug/Kg	50	06/25/20	JLI	SW8260C
4-Chlorotoluene	ND	470	ug/Kg	50	06/25/20	JLI	SW8260C
4-Methyl-2-pentanone	ND	22	ug/Kg	1	06/26/20	JLI	SW8260C
Acetone	ND	220	ug/Kg	1	06/26/20	JLI	SW8260C
Acrylonitrile	ND	4.5	ug/Kg	1	06/26/20	JLI	SW8260C
Benzene	4.6	4.5	ug/Kg	1	06/26/20	JLI	SW8260C
Bromobenzene	ND	470	ug/Kg	50	06/25/20	JLI	SW8260C
Bromochloromethane	ND	4.5	ug/Kg	1	06/26/20	JLI	SW8260C
Bromodichloromethane	ND	4.5	ug/Kg	1	06/26/20	JLI	SW8260C
Bromoform	ND	4.5	ug/Kg	1	06/26/20	JLI	SW8260C
Bromomethane	ND	4.5	ug/Kg	1	06/26/20	JLI	SW8260C
Carbon Disulfide	ND	4.5	ug/Kg	1	06/26/20	JLI	SW8260C
Carbon tetrachloride	ND	4.5	ug/Kg	1	06/26/20	JLI	SW8260C
Chlorobenzene	ND	4.5	ug/Kg	1	06/26/20	JLI	SW8260C
Chloroethane	ND	4.5	ug/Kg	1	06/26/20	JLI	SW8260C
Chloroform	ND	4.5	ug/Kg	1	06/26/20	JLI	SW8260C
Chloromethane	ND	4.5	ug/Kg	1	06/26/20	JLI	SW8260C
cis-1,2-Dichloroethene	ND	4.5	ug/Kg	1	06/26/20	JLI	SW8260C
cis-1,3-Dichloropropene	ND	4.5	ug/Kg	1	06/26/20	JLI	SW8260C
Dibromochloromethane	ND	2.7	ug/Kg	1	06/26/20	JLI	SW8260C
Dibromomethane	ND	4.5	ug/Kg	1	06/26/20	JLI	SW8260C
Dichlorodifluoromethane	ND	4.5	ug/Kg	1	06/26/20	JLI	SW8260C
Ethylbenzene	14	4.5	ug/Kg	1	06/26/20	JLI	SW8260C
Hexachlorobutadiene	ND	470	ug/Kg	50	06/25/20	JLI	SW8260C
Isopropylbenzene	ND	470	ug/Kg	50	06/25/20	JLI	SW8260C
m&p-Xylene	ND	4.5	ug/Kg	1	06/26/20	JLI	SW8260C
Methyl Ethyl Ketone	ND	27	ug/Kg	1	06/26/20	JLI	SW8260C
Methyl t-butyl ether (MTBE)	ND	9.0	ug/Kg	1	06/26/20	JLI	SW8260C
Methylene chloride	ND	9.0	ug/Kg	1	06/26/20	JLI	SW8260C
Naphthalene	ND	470	ug/Kg	50	06/25/20	JLI	SW8260C
n-Butylbenzene	ND	470	ug/Kg	50	06/25/20	JLI	SW8260C
n-Propylbenzene	ND	470	ug/Kg	50	06/25/20	JLI	SW8260C
o-Xylene	9.9	4.5	ug/Kg	1	06/26/20	JLI	SW8260C
p-Isopropyltoluene	ND	470	ug/Kg	50	06/25/20	JLI	SW8260C
sec-Butylbenzene	ND	470	ug/Kg	50	06/25/20	JLI	SW8260C
Styrene	21	4.5	ug/Kg	1	06/26/20	JLI	SW8260C
tert-Butylbenzene	ND	470	ug/Kg	50	06/25/20	JLI	SW8260C
Tetrachloroethene	ND	4.5	ug/Kg	1	06/26/20	JLI	SW8260C
Tetrahydrofuran (THF)	ND	9.0	ug/Kg	1	06/26/20	JLI	SW8260C
Toluene	ND	4.5	ug/Kg	1	06/26/20	JLI	SW8260C
Total Xylenes	9.9	4.5	ug/Kg	1	06/26/20	JLI	SW8260C
trans-1,2-Dichloroethene	ND	4.5	ug/Kg	1	06/26/20	JLI	SW8260C
trans-1,3-Dichloropropene	ND	4.5	ug/Kg	1	06/26/20	JLI	SW8260C

Project ID: ROCKVILLE MGP EVERSOURCE
Client ID: MW-47S (26-29`)

Phoenix I.D.: CG20509

Parameter	Result	RL/ PQL	Units	Dilution	Date/Time	By	
trans-1,4-dichloro-2-butene	ND	930	ug/Kg	50	06/25/20	JLI	SW8260C
Trichloroethene	ND	4.5	ug/Kg	1	06/26/20	JLI	SW8260C
Trichlorofluoromethane	ND	4.5	ug/Kg	1	06/26/20	JLI	SW8260C
Trichlorotrifluoroethane	ND	9.0	ug/Kg	1	06/26/20	JLI	SW8260C
Vinyl chloride	ND	4.5	ug/Kg	1	06/26/20	JLI	SW8260C
QA/QC Surrogates							
% 1,2-dichlorobenzene-d4	77		%	1	06/26/20	JLI	70 - 130 %
% Bromofluorobenzene	123		%	1	06/26/20	JLI	70 - 130 %
% Dibromofluoromethane	113		%	1	06/26/20	JLI	70 - 130 %
% Toluene-d8	86		%	1	06/26/20	JLI	70 - 130 %
% 1,2-dichlorobenzene-d4 (50x)	97		%	50	06/25/20	JLI	70 - 130 %
% Bromofluorobenzene (50x)	100		%	50	06/25/20	JLI	70 - 130 %
% Dibromofluoromethane (50x)	98		%	50	06/25/20	JLI	70 - 130 %
% Toluene-d8 (50x)	95		%	50	06/25/20	JLI	70 - 130 %
Polynuclear Aromatic HC							
2-Methylnaphthalene	3400	260	ug/Kg	1	06/25/20	WB	SW8270D
Acenaphthene	3800	260	ug/Kg	1	06/25/20	WB	SW8270D
Acenaphthylene	10000	2600	ug/Kg	10	06/25/20	WB	SW8270D
Anthracene	3200	260	ug/Kg	1	06/25/20	WB	SW8270D
Benz(a)anthracene	14000	2600	ug/Kg	10	06/25/20	WB	SW8270D
Benzo(a)pyrene	14000	2600	ug/Kg	10	06/25/20	WB	SW8270D
Benzo(b)fluoranthene	6400	260	ug/Kg	1	06/25/20	WB	SW8270D
Benzo(ghi)perylene	5700	260	ug/Kg	1	06/25/20	WB	SW8270D
Benzo(k)fluoranthene	5100	260	ug/Kg	1	06/25/20	WB	SW8270D
Chrysene	14000	2600	ug/Kg	10	06/25/20	WB	SW8270D
Dibenz(a,h)anthracene	1400	260	ug/Kg	1	06/25/20	WB	SW8270D
Fluoranthene	22000	2600	ug/Kg	10	06/25/20	WB	SW8270D
Fluorene	4600	260	ug/Kg	1	06/25/20	WB	SW8270D
Indeno(1,2,3-cd)pyrene	5600	260	ug/Kg	1	06/25/20	WB	SW8270D
Naphthalene	3700	260	ug/Kg	1	06/25/20	WB	SW8270D
Phenanthrene	670	260	ug/Kg	1	06/25/20	WB	SW8270D
Pyrene	37000	2600	ug/Kg	10	06/25/20	WB	SW8270D
QA/QC Surrogates							
% 2-Fluorobiphenyl	63		%	1	06/25/20	WB	30 - 130 %
% Nitrobenzene-d5	65		%	1	06/25/20	WB	30 - 130 %
% Terphenyl-d14	83		%	1	06/25/20	WB	30 - 130 %
% 2-Fluorobiphenyl (10x)	Diluted Out		%	10	06/25/20	WB	30 - 130 %
% Nitrobenzene-d5 (10x)	Diluted Out		%	10	06/25/20	WB	30 - 130 %
% Terphenyl-d14 (10x)	Diluted Out		%	10	06/25/20	WB	30 - 130 %
Field Extraction	Completed				06/24/20		SW5035A

Project ID: ROCKVILLE MGP EVERSOURCE
Client ID: MW-47S (26-29`)

Phoenix I.D.: CG20509

Parameter	Result	RL/ PQL	Units	Dilution	Date/Time	By

RL/PQL=Reporting/Practical Quantitation Level ND=Not Detected BRL=Below Reporting Level
QA/QC Surrogates: Surrogates are compounds (preceeded with a %) added by the lab to determine analysis efficiency. Surrogate results(%) listed in the report are not "detected" compounds.

Comments:

TPH Comment:
**Petroleum hydrocarbon chromatogram contains a multicomponent hydrocarbon distribution in the range of C9 to C36. The sample was quantitated against a C9-C36 alkane hydrocarbon standard.

Volatile Comment:
There was a suppression of the last internal standard in the low level analysis, all affected compounds are reported from the methanol preserved high level analysis which did not exhibit this interference.

All soils, solids and sludges are reported on a dry weight basis unless otherwise noted in the sample comments.

If you are the client above and have any questions concerning this testing, please do not hesitate to contact Phoenix Client Services at ext.200.
The contents of this report cannot be discussed with anyone other than the client listed above without their written consent.

Phyllis Shiller, Laboratory Director
June 29, 2020
Reviewed and Released by: Greg Lawrence, Assistant Lab Director

Environmental Laboratories, Inc.
587 East Middle Turnpike, P.O.Box 370, Manchester, CT 06045
Tel. (860) 645-1102 Fax (860) 645-0823

Analysis Report

June 29, 2020

FOR: Attn: Lynn Willey
Tighe & Bond
213 Court St, Suite 1100
Middletown, CT 06457

Sample Information		Custody Information		Date	Time
Matrix:	SOIL	Collected by:		06/24/20	10:21
Location Code:	TIGHE-EVER	Received by:	B	06/24/20	14:20
Rush Request:	72 Hour	Analyzed by:	see "By" below		
P.O.#:	10948703				

Laboratory Data

SDG ID: GCG20509
Phoenix ID: CG20510

Project ID: ROCKVILLE MGP EVERSOURCE
Client ID: DUP-6/24/20

Parameter	Result	RL/ PQL	Units	Dilution	Date/Time	By	Reference
Percent Solid	91		%		06/24/20	HB	SW846-%Solid
Extraction of CT ETPH	Completed				06/24/20	GG/MA	SW3546
Soil Extraction for SVOA PAH	Completed				06/24/20	RR/MA	SW3546
TPH by GC (Extractable Products)							
Ext. Petroleum H.C. (C9-C36)	2000	110	mg/Kg	2	06/26/20	JRB	CTETPH 8015D
Identification	**		mg/Kg	2	06/26/20	JRB	CTETPH 8015D
QA/QC Surrogates							
% n-Pentacosane	76		%	2	06/26/20	JRB	50 - 150 %
Volatiles							
1,1,1,2-Tetrachloroethane	ND	6.4	ug/Kg	1	06/26/20	JLI	SW8260C
1,1,1-Trichloroethane	ND	6.4	ug/Kg	1	06/26/20	JLI	SW8260C
1,1,2,2-Tetrachloroethane	ND	3.8	ug/Kg	1	06/26/20	JLI	SW8260C
1,1,2-Trichloroethane	ND	6.4	ug/Kg	1	06/26/20	JLI	SW8260C
1,1-Dichloroethane	ND	6.4	ug/Kg	1	06/26/20	JLI	SW8260C
1,1-Dichloroethene	ND	6.4	ug/Kg	1	06/26/20	JLI	SW8260C
1,1-Dichloropropene	ND	6.4	ug/Kg	1	06/26/20	JLI	SW8260C
1,2,3-Trichlorobenzene	ND	460	ug/Kg	50	06/25/20	JLI	SW8260C
1,2,3-Trichloropropane	ND	460	ug/Kg	50	06/25/20	JLI	SW8260C
1,2,4-Trichlorobenzene	ND	460	ug/Kg	50	06/25/20	JLI	SW8260C
1,2,4-Trimethylbenzene	ND	460	ug/Kg	50	06/25/20	JLI	SW8260C
1,2-Dibromo-3-chloropropane	ND	6.4	ug/Kg	1	06/26/20	JLI	SW8260C
1,2-Dibromoethane	ND	6.4	ug/Kg	1	06/26/20	JLI	SW8260C
1,2-Dichlorobenzene	ND	460	ug/Kg	50	06/25/20	JLI	SW8260C
1,2-Dichloroethane	ND	6.4	ug/Kg	1	06/26/20	JLI	SW8260C
1,2-Dichloropropane	ND	6.4	ug/Kg	1	06/26/20	JLI	SW8260C
1,3,5-Trimethylbenzene	ND	460	ug/Kg	50	06/25/20	JLI	SW8260C

Project ID: ROCKVILLE MGP EVERSOURCE
Client ID: DUP-6/24/20

Phoenix I.D.: CG20510

Parameter	Result	RL/ PQL	Units	Dilution	Date/Time	By	
1,3-Dichlorobenzene	ND	460	ug/Kg	50	06/25/20	JLI	SW8260C
1,3-Dichloropropane	ND	6.4	ug/Kg	1	06/26/20	JLI	SW8260C
1,4-Dichlorobenzene	ND	460	ug/Kg	50	06/25/20	JLI	SW8260C
2,2-Dichloropropane	ND	6.4	ug/Kg	1	06/26/20	JLI	SW8260C
2-Chlorotoluene	ND	460	ug/Kg	50	06/25/20	JLI	SW8260C
2-Hexanone	ND	32	ug/Kg	1	06/26/20	JLI	SW8260C
2-Isopropyltoluene	ND	460	ug/Kg	50	06/25/20	JLI	SW8260C
4-Chlorotoluene	ND	460	ug/Kg	50	06/25/20	JLI	SW8260C
4-Methyl-2-pentanone	ND	32	ug/Kg	1	06/26/20	JLI	SW8260C
Acetone	ND	320	ug/Kg	1	06/26/20	JLI	SW8260C
Acrylonitrile	ND	6.4	ug/Kg	1	06/26/20	JLI	SW8260C
Benzene	ND	6.4	ug/Kg	1	06/26/20	JLI	SW8260C
Bromobenzene	ND	460	ug/Kg	50	06/25/20	JLI	SW8260C
Bromochloromethane	ND	6.4	ug/Kg	1	06/26/20	JLI	SW8260C
Bromodichloromethane	ND	6.4	ug/Kg	1	06/26/20	JLI	SW8260C
Bromoform	ND	6.4	ug/Kg	1	06/26/20	JLI	SW8260C
Bromomethane	ND	6.4	ug/Kg	1	06/26/20	JLI	SW8260C
Carbon Disulfide	ND	6.4	ug/Kg	1	06/26/20	JLI	SW8260C
Carbon tetrachloride	ND	6.4	ug/Kg	1	06/26/20	JLI	SW8260C
Chlorobenzene	ND	6.4	ug/Kg	1	06/26/20	JLI	SW8260C
Chloroethane	ND	6.4	ug/Kg	1	06/26/20	JLI	SW8260C
Chloroform	ND	6.4	ug/Kg	1	06/26/20	JLI	SW8260C
Chloromethane	ND	6.4	ug/Kg	1	06/26/20	JLI	SW8260C
cis-1,2-Dichloroethene	ND	6.4	ug/Kg	1	06/26/20	JLI	SW8260C
cis-1,3-Dichloropropene	ND	6.4	ug/Kg	1	06/26/20	JLI	SW8260C
Dibromochloromethane	ND	3.8	ug/Kg	1	06/26/20	JLI	SW8260C
Dibromomethane	ND	6.4	ug/Kg	1	06/26/20	JLI	SW8260C
Dichlorodifluoromethane	ND	6.4	ug/Kg	1	06/26/20	JLI	SW8260C
Ethylbenzene	32	6.4	ug/Kg	1	06/26/20	JLI	SW8260C
Hexachlorobutadiene	ND	460	ug/Kg	50	06/25/20	JLI	SW8260C
Isopropylbenzene	ND	460	ug/Kg	50	06/25/20	JLI	SW8260C
m&p-Xylene	ND	6.4	ug/Kg	1	06/26/20	JLI	SW8260C
Methyl Ethyl Ketone	ND	38	ug/Kg	1	06/26/20	JLI	SW8260C
Methyl t-butyl ether (MTBE)	ND	13	ug/Kg	1	06/26/20	JLI	SW8260C
Methylene chloride	ND	13	ug/Kg	1	06/26/20	JLI	SW8260C
Naphthalene	ND	460	ug/Kg	50	06/25/20	JLI	SW8260C
n-Butylbenzene	ND	460	ug/Kg	50	06/25/20	JLI	SW8260C
n-Propylbenzene	ND	460	ug/Kg	50	06/25/20	JLI	SW8260C
o-Xylene	18	6.4	ug/Kg	1	06/26/20	JLI	SW8260C
p-Isopropyltoluene	ND	460	ug/Kg	50	06/25/20	JLI	SW8260C
sec-Butylbenzene	ND	460	ug/Kg	50	06/25/20	JLI	SW8260C
Styrene	31	6.4	ug/Kg	1	06/26/20	JLI	SW8260C
tert-Butylbenzene	ND	460	ug/Kg	50	06/25/20	JLI	SW8260C
Tetrachloroethene	ND	6.4	ug/Kg	1	06/26/20	JLI	SW8260C
Tetrahydrofuran (THF)	ND	13	ug/Kg	1	06/26/20	JLI	SW8260C
Toluene	ND	6.4	ug/Kg	1	06/26/20	JLI	SW8260C
Total Xylenes	18.0	6.4	ug/Kg	1	06/26/20	JLI	SW8260C
trans-1,2-Dichloroethene	ND	6.4	ug/Kg	1	06/26/20	JLI	SW8260C
trans-1,3-Dichloropropene	ND	6.4	ug/Kg	1	06/26/20	JLI	SW8260C

Project ID: ROCKVILLE MGP EVERSOURCE
Client ID: DUP-6/24/20
Phoenix I.D.: CG20510

Parameter	Result	RL/ PQL	Units	Dilution	Date/Time	By		
trans-1,4-dichloro-2-butene	ND	910	ug/Kg	50	06/25/20	JLI	SW8260C	
Trichloroethene	ND	6.4	ug/Kg	1	06/26/20	JLI	SW8260C	
Trichlorofluoromethane	ND	6.4	ug/Kg	1	06/26/20	JLI	SW8260C	
Trichlorotrifluoroethane	ND	13	ug/Kg	1	06/26/20	JLI	SW8260C	
Vinyl chloride	ND	6.4	ug/Kg	1	06/26/20	JLI	SW8260C	
QA/QC Surrogates								
% 1,2-dichlorobenzene-d4	84		%	1	06/26/20	JLI	70 - 130 %	
% Bromofluorobenzene	131		%	1	06/26/20	JLI	70 - 130 %	3
% Dibromofluoromethane	112		%	1	06/26/20	JLI	70 - 130 %	
% Toluene-d8	86		%	1	06/26/20	JLI	70 - 130 %	
% 1,2-dichlorobenzene-d4 (50x)	96		%	50	06/25/20	JLI	70 - 130 %	
% Bromofluorobenzene (50x)	103		%	50	06/25/20	JLI	70 - 130 %	
% Dibromofluoromethane (50x)	98		%	50	06/25/20	JLI	70 - 130 %	
% Toluene-d8 (50x)	96		%	50	06/25/20	JLI	70 - 130 %	
Polynuclear Aromatic HC								
2-Methylnaphthalene	2900	250	ug/Kg	1	06/25/20	WB	SW8270D	
Acenaphthene	3200	250	ug/Kg	1	06/25/20	WB	SW8270D	
Acenaphthylene	7900	2500	ug/Kg	10	06/25/20	WB	SW8270D	
Anthracene	2600	250	ug/Kg	1	06/25/20	WB	SW8270D	
Benz(a)anthracene	11000	2500	ug/Kg	10	06/25/20	WB	SW8270D	
Benzo(a)pyrene	11000	2500	ug/Kg	10	06/25/20	WB	SW8270D	
Benzo(b)fluoranthene	5000	250	ug/Kg	1	06/25/20	WB	SW8270D	
Benzo(ghi)perylene	4400	250	ug/Kg	1	06/25/20	WB	SW8270D	
Benzo(k)fluoranthene	4300	250	ug/Kg	1	06/25/20	WB	SW8270D	
Chrysene	11000	2500	ug/Kg	10	06/25/20	WB	SW8270D	
Dibenz(a,h)anthracene	1100	250	ug/Kg	1	06/25/20	WB	SW8270D	
Fluoranthene	17000	2500	ug/Kg	10	06/25/20	WB	SW8270D	
Fluorene	3900	250	ug/Kg	1	06/25/20	WB	SW8270D	
Indeno(1,2,3-cd)pyrene	4300	250	ug/Kg	1	06/25/20	WB	SW8270D	
Naphthalene	2900	250	ug/Kg	1	06/25/20	WB	SW8270D	
Phenanthrene	650	250	ug/Kg	1	06/25/20	WB	SW8270D	
Pyrene	29000	2500	ug/Kg	10	06/25/20	WB	SW8270D	
QA/QC Surrogates								
% 2-Fluorobiphenyl	61		%	1	06/25/20	WB	30 - 130 %	
% Nitrobenzene-d5	59		%	1	06/25/20	WB	30 - 130 %	
% Terphenyl-d14	83		%	1	06/25/20	WB	30 - 130 %	
% 2-Fluorobiphenyl (10x)	Diluted Out		%	10	06/25/20	WB	30 - 130 %	
% Nitrobenzene-d5 (10x)	Diluted Out		%	10	06/25/20	WB	30 - 130 %	
% Terphenyl-d14 (10x)	Diluted Out		%	10	06/25/20	WB	30 - 130 %	
Field Extraction	Completed				06/24/20		SW5035A	

Project ID: ROCKVILLE MGP EVERSOURCE
Client ID: DUP-6/24/20
Phoenix I.D.: CG20510

Parameter	Result	RL/ PQL	Units	Dilution	Date/Time	By

3 = This parameter exceeds laboratory specified limits.

RL/PQL=Reporting/Practical Quantitation Level ND=Not Detected BRL=Below Reporting Level
QA/QC Surrogates: Surrogates are compounds (preceeded with a %) added by the lab to determine analysis efficiency. Surrogate results(%) listed in the report are not "detected" compounds.

Comments:

TPH Comment:
**Petroleum hydrocarbon chromatogram contains a multicomponent hydrocarbon distribution in the range of C9 to C36. The sample was quantitated against a C9-C36 alkane hydrocarbon standard.

Volatile Comment:
There was a suppression of the last internal standard in the low level analysis, all affected compounds are reported from the methanol preserved high level analysis which did not exhibit this interference.

All soils, solids and sludges are reported on a dry weight basis unless otherwise noted in the sample comments.

If you are the client above and have any questions concerning this testing, please do not hesitate to contact Phoenix Client Services at ext.200.
The contents of this report cannot be discussed with anyone other than the client listed above without their written consent.



Phyllis Shiller, Laboratory Director
June 29, 2020
Reviewed and Released by: Greg Lawrence, Assistant Lab Director

Environmental Laboratories, Inc.
587 East Middle Turnpike, P.O.Box 370, Manchester, CT 06045
Tel. (860) 645-1102 Fax (860) 645-0823

QA/QC Report

June 29, 2020

QA/QC Data

SDG I.D.: GCG20509

Parameter	Blank	Blk RL	LCS %	LCSD %	LCS RPD	MS %	MSD %	MS RPD	% Rec Limits	% RPD Limits	
QA/QC Batch 534887 (mg/Kg), QC Sample No: CG20392 (CG20509, CG20510)											
TPH by GC (Extractable Products) - Soil											
Ext. Petroleum H.C. (C9-C36)	ND	50	89	97	8.6	91			60 - 120	30	
% n-Pentacosane	49	%	53	54	1.9	65			50 - 150	30	s
Comment:											
This batch consists of a Blank, LCS, LCSD and MS.											
Additional surrogate criteria: LCS acceptance range is 60-120% MS acceptance range 50-150%. The ETPH/DRO LCS has been normalized based on the alkane calibration.											
QA/QC Batch 534901 (ug/kg), QC Sample No: CG20136 (CG20509, CG20510)											
Semivolatiles - Soil											
2-Methylnaphthalene	ND	230	64	63	1.6	69	67	2.9	40 - 140	30	
Acenaphthene	ND	230	75	71	5.5	78	71	9.4	30 - 130	30	
Acenaphthylene	ND	130	75	70	6.9	80	73	9.2	40 - 140	30	
Anthracene	ND	230	75	69	8.3	79	67	16.4	40 - 140	30	
Benz(a)anthracene	ND	230	78	74	5.3	81	69	16.0	40 - 140	30	
Benzo(a)pyrene	ND	130	78	73	6.6	82	68	18.7	40 - 140	30	
Benzo(b)fluoranthene	ND	160	94	86	8.9	97	84	14.4	40 - 140	30	
Benzo(ghi)perylene	ND	230	77	72	6.7	84	67	22.5	40 - 140	30	
Benzo(k)fluoranthene	ND	230	56	53	5.5	61	48	23.9	40 - 140	30	
Chrysene	ND	230	78	74	5.3	83	67	21.3	40 - 140	30	
Dibenz(a,h)anthracene	ND	130	79	73	7.9	86	70	20.5	40 - 140	30	
Fluoranthene	ND	230	76	70	8.2	78	67	15.2	40 - 140	30	
Fluorene	ND	230	76	71	6.8	79	69	13.5	40 - 140	30	
Indeno(1,2,3-cd)pyrene	ND	230	77	73	5.3	84	67	22.5	40 - 140	30	
Naphthalene	ND	230	56	54	3.6	61	63	3.2	40 - 140	30	
Phenanthrene	ND	130	74	68	8.5	77	66	15.4	40 - 140	30	
Pyrene	ND	230	78	73	6.6	81	70	14.6	30 - 130	30	
% 2-Fluorobiphenyl	81	%	63	61	3.2	67	61	9.4	30 - 130	30	
% Nitrobenzene-d5	63	%	49	50	2.0	51	54	5.7	30 - 130	30	
% Terphenyl-d14	79	%	80	76	5.1	84	73	14.0	30 - 130	30	
Comment:											
Additional 8270 criteria: 20% of compounds can be outside of acceptance criteria as long as recovery is at least 10%. (Acid surrogates acceptance range for aqueous samples: 15-110%, for soils 30-130%)											
QA/QC Batch 535220H (ug/kg), QC Sample No: CG20136 50X (CG20509 (50X) , CG20510 (50X))											
Volatiles - Soil (High Level)											
1,2,3-Trichlorobenzene	ND	250	120	111	7.8	112	108	3.6	70 - 130	30	
1,2,3-Trichloropropane	ND	250	108	98	9.7	101	100	1.0	70 - 130	30	
1,2,4-Trichlorobenzene	ND	250	123	116	5.9	114	113	0.9	70 - 130	30	
1,2,4-Trimethylbenzene	ND	250	109	104	4.7	108	105	2.8	70 - 130	30	
1,2-Dichlorobenzene	ND	250	109	105	3.7	108	105	2.8	70 - 130	30	
1,3,5-Trimethylbenzene	ND	250	107	102	4.8	106	104	1.9	70 - 130	30	
1,3-Dichlorobenzene	ND	250	110	104	5.6	107	105	1.9	70 - 130	30	

QA/QC Data

SDG I.D.: GCG20509

Parameter	Blank	Blk RL	LCS %	LCSD %	LCS RPD	MS %	MSD %	MS RPD	% Rec Limits	% RPD Limits
1,4-Dichlorobenzene	ND	250	109	103	5.7	105	103	1.9	70 - 130	30
2-Chlorotoluene	ND	250	108	102	5.7	107	104	2.8	70 - 130	30
2-Isopropyltoluene	ND	250	104	99	4.9	103	100	3.0	70 - 130	30
4-Chlorotoluene	ND	250	106	100	5.8	105	102	2.9	70 - 130	30
Bromobenzene	ND	250	108	102	5.7	106	104	1.9	70 - 130	30
Hexachlorobutadiene	ND	250	119	112	6.1	112	110	1.8	70 - 130	30
Isopropylbenzene	ND	250	106	100	5.8	106	103	2.9	70 - 130	30
Naphthalene	ND	250	117	107	8.9	102	103	1.0	70 - 130	30
n-Butylbenzene	ND	250	116	111	4.4	113	110	2.7	70 - 130	30
n-Propylbenzene	ND	250	106	101	4.8	105	103	1.9	70 - 130	30
p-Isopropyltoluene	ND	250	113	107	5.5	109	107	1.9	70 - 130	30
sec-Butylbenzene	ND	250	113	108	4.5	113	111	1.8	70 - 130	30
tert-Butylbenzene	ND	250	105	101	3.9	106	103	2.9	70 - 130	30
trans-1,4-dichloro-2-butene	ND	250	119	108	9.7	106	107	0.9	70 - 130	30
% 1,2-dichlorobenzene-d4	97	%	102	102	0.0	102	103	1.0	70 - 130	30
% Bromofluorobenzene	100	%	101	100	1.0	100	100	0.0	70 - 130	30
% Dibromofluoromethane	97	%	99	97	2.0	98	99	1.0	70 - 130	30
% Toluene-d8	95	%	102	101	1.0	102	103	1.0	70 - 130	30

Comment:

Additional 8260 criteria: 10% of LCS/LCSD compounds can be outside of acceptance criteria as long as recovery is 40-160%, 25-160% for Chloroethane-HL and Trichlorofluoromethane-HL.

QA/QC Batch 535439 (ug/kg), QC Sample No: CG21998 (CG20509, CG20510)

Volatiles - Soil (Low Level)

1,1,1,2-Tetrachloroethane	ND	5.0	117	113	3.5				70 - 130	30
1,1,1-Trichloroethane	ND	5.0	107	107	0.0				70 - 130	30
1,1,2,2-Tetrachloroethane	ND	3.0	112	108	3.6				70 - 130	30
1,1,2-Trichloroethane	ND	5.0	107	105	1.9				70 - 130	30
1,1-Dichloroethane	ND	5.0	109	105	3.7				70 - 130	30
1,1-Dichloroethene	ND	5.0	112	106	5.5				70 - 130	30
1,1-Dichloropropene	ND	5.0	108	102	5.7				70 - 130	30
1,2-Dibromo-3-chloropropane	ND	5.0	116	111	4.4				70 - 130	30
1,2-Dibromoethane	ND	5.0	111	107	3.7				70 - 130	30
1,2-Dichloroethane	ND	5.0	114	112	1.8				70 - 130	30
1,2-Dichloropropane	ND	5.0	108	106	1.9				70 - 130	30
1,3-Dichloropropane	ND	5.0	107	105	1.9				70 - 130	30
2,2-Dichloropropane	ND	5.0	116	110	5.3				70 - 130	30
2-Hexanone	ND	25	89	83	7.0				70 - 130	30
4-Methyl-2-pentanone	ND	25	99	95	4.1				70 - 130	30
Acetone	ND	10	73	68	7.1				70 - 130	30
Acrylonitrile	ND	5.0	102	99	3.0				70 - 130	30
Benzene	ND	1.0	108	105	2.8				70 - 130	30
Bromochloromethane	ND	5.0	112	108	3.6				70 - 130	30
Bromodichloromethane	ND	5.0	114	114	0.0				70 - 130	30
Bromoform	ND	5.0	118	114	3.4				70 - 130	30
Bromomethane	ND	5.0	107	102	4.8				70 - 130	30
Carbon Disulfide	ND	5.0	104	99	4.9				70 - 130	30
Carbon tetrachloride	ND	5.0	115	109	5.4				70 - 130	30
Chlorobenzene	ND	5.0	110	105	4.7				70 - 130	30
Chloroethane	ND	5.0	111	103	7.5				70 - 130	30
Chloroform	ND	5.0	109	105	3.7				70 - 130	30
Chloromethane	ND	5.0	97	91	6.4				70 - 130	30
cis-1,2-Dichloroethene	ND	5.0	104	107	2.8				70 - 130	30

QA/QC Data

SDG I.D.: GCG20509

Parameter	Blank	Blk RL	LCS %	LCSD %	LCS RPD	MS %	MSD %	MS RPD	% Rec Limits	% RPD Limits	
cis-1,3-Dichloropropene	ND	5.0	112	110	1.8				70 - 130	30	
Dibromochloromethane	ND	3.0	122	119	2.5				70 - 130	30	
Dibromomethane	ND	5.0	108	108	0.0				70 - 130	30	
Dichlorodifluoromethane	ND	5.0	131	120	8.8				70 - 130	30	I
Ethylbenzene	ND	1.0	110	105	4.7				70 - 130	30	
m&p-Xylene	ND	2.0	109	103	5.7				70 - 130	30	
Methyl ethyl ketone	ND	5.0	88	83	5.8				70 - 130	30	
Methyl t-butyl ether (MTBE)	ND	1.0	121	120	0.8				70 - 130	30	
Methylene chloride	ND	5.0	89	88	1.1				70 - 130	30	
o-Xylene	ND	2.0	110	106	3.7				70 - 130	30	
Styrene	ND	5.0	111	106	4.6				70 - 130	30	
Tetrachloroethene	ND	5.0	112	105	6.5				70 - 130	30	
Tetrahydrofuran (THF)	ND	5.0	96	91	5.3				70 - 130	30	
Toluene	ND	1.0	112	107	4.6				70 - 130	30	
trans-1,2-Dichloroethene	ND	5.0	117	110	6.2				70 - 130	30	
trans-1,3-Dichloropropene	ND	5.0	115	115	0.0				70 - 130	30	
Trichloroethene	ND	5.0	108	104	3.8				70 - 130	30	
Trichlorofluoromethane	ND	5.0	106	100	5.8				70 - 130	30	
Trichlorotrifluoroethane	ND	5.0	100	92	8.3				70 - 130	30	
Vinyl chloride	ND	5.0	109	102	6.6				70 - 130	30	
% 1,2-dichlorobenzene-d4	95	%	102	102	0.0				70 - 130	30	
% Bromofluorobenzene	98	%	101	101	0.0				70 - 130	30	
% Dibromofluoromethane	101	%	99	101	2.0				70 - 130	30	
% Toluene-d8	94	%	100	101	1.0				70 - 130	30	

Comment:

The Low Level MS/MSD are not reported for this batch.

Additional 8260 criteria: 10% of LCS/LCSD compounds can be outside of acceptance criteria as long as recovery is 40-160%, 25-160% for Chloroethane-HL and Trichlorofluoromethane-HL.

I = This parameter is outside laboratory LCS/LCSD specified recovery limits.
s = This parameter is outside laboratory Blank Surrogate specified recovery limits.

If there are any questions regarding this data, please call Phoenix Client Services at extension 200.

RPD - Relative Percent Difference
LCS - Laboratory Control Sample
LCSD - Laboratory Control Sample Duplicate
MS - Matrix Spike
MS Dup - Matrix Spike Duplicate
NC - No Criteria
Intf - Interference

Phyllis Shiller, Laboratory Director
June 29, 2020

Monday, June 29, 2020

Criteria: CT: GBM, RC

State: CT

Sample Criteria Exceedances Report

GCG20509 - TIGHE-EVER

SampNo	Acode	Phoenix Analyte	Criteria	Result	RL	Criteria	RL Criteria	Analysis Units
CG20509	$8100SMR	Dibenz(a,h)anthracene	CT / RSR DEC RES (mg/kg) / APS Organics	1400	260	1000	1000	ug/Kg
CG20509	$8100SMR	Indeno(1,2,3-cd)pyrene	CT / RSR DEC RES (mg/kg) / APS Organics	5600	260	1000	1000	ug/Kg
CG20509	$8100SMR	Benzo(a)pyrene	CT / RSR DEC RES (mg/kg) / Semivolatiles	14000	2600	1000	1000	ug/Kg
CG20509	$8100SMR	Benzo(b)fluoranthene	CT / RSR DEC RES (mg/kg) / Semivolatiles	6400	260	1000	1000	ug/Kg
CG20509	$8100SMR	Benz(a)anthracene	CT / RSR DEC RES (mg/kg) / Semivolatiles	14000	2600	1000	1000	ug/Kg
CG20509	$8100SMR	Benzo(ghi)perylene	CT / RSR GB (mg/kg) / APS Organics	5700	260	1000	1000	ug/Kg
CG20509	$8100SMR	Chrysene	CT / RSR GB (mg/kg) / APS Organics	14000	2600	1000	1000	ug/Kg
CG20509	$8100SMR	Dibenz(a,h)anthracene	CT / RSR GB (mg/kg) / APS Organics	1400	260	1000	1000	ug/Kg
CG20509	$8100SMR	Indeno(1,2,3-cd)pyrene	CT / RSR GB (mg/kg) / APS Organics	5600	260	1000	1000	ug/Kg
CG20509	$8100SMR	Benz(a)anthracene	CT / RSR GB (mg/kg) / Semivolatiles	14000	2600	1000	1000	ug/Kg
CG20509	$8100SMR	Benzo(a)pyrene	CT / RSR GB (mg/kg) / Semivolatiles	14000	2600	1000	1000	ug/Kg
CG20509	$8100SMR	Benzo(b)fluoranthene	CT / RSR GB (mg/kg) / Semivolatiles	6400	260	1000	1000	ug/Kg
CG20509	$8100SMR	Benzo(k)fluoranthene	CT / RSR GB (mg/kg) / Semivolatiles	5100	260	1000	1000	ug/Kg
CG20509	$ETPH_SMR	Ext. Petroleum H.C. (C9-C36)	CT / RSR DEC RES (mg/kg) / Pest/PCB/TPH	2700	560	500	500	mg/Kg
CG20509	$ETPH_SMR	Ext. Petroleum H.C. (C9-C36)	CT / RSR GB (mg/kg) / Pesticides/TPH	2700	560	2500	2500	mg/Kg
CG20510	$8100SMR	Dibenz(a,h)anthracene	CT / RSR DEC RES (mg/kg) / APS Organics	1100	250	1000	1000	ug/Kg
CG20510	$8100SMR	Indeno(1,2,3-cd)pyrene	CT / RSR DEC RES (mg/kg) / APS Organics	4300	250	1000	1000	ug/Kg
CG20510	$8100SMR	Benzo(a)pyrene	CT / RSR DEC RES (mg/kg) / Semivolatiles	11000	2500	1000	1000	ug/Kg
CG20510	$8100SMR	Benzo(b)fluoranthene	CT / RSR DEC RES (mg/kg) / Semivolatiles	5000	250	1000	1000	ug/Kg
CG20510	$8100SMR	Benz(a)anthracene	CT / RSR DEC RES (mg/kg) / Semivolatiles	11000	2500	1000	1000	ug/Kg
CG20510	$8100SMR	Benzo(ghi)perylene	CT / RSR GB (mg/kg) / APS Organics	4400	250	1000	1000	ug/Kg
CG20510	$8100SMR	Chrysene	CT / RSR GB (mg/kg) / APS Organics	11000	2500	1000	1000	ug/Kg
CG20510	$8100SMR	Dibenz(a,h)anthracene	CT / RSR GB (mg/kg) / APS Organics	1100	250	1000	1000	ug/Kg
CG20510	$8100SMR	Indeno(1,2,3-cd)pyrene	CT / RSR GB (mg/kg) / APS Organics	4300	250	1000	1000	ug/Kg
CG20510	$8100SMR	Benz(a)anthracene	CT / RSR GB (mg/kg) / Semivolatiles	11000	2500	1000	1000	ug/Kg
CG20510	$8100SMR	Benzo(a)pyrene	CT / RSR GB (mg/kg) / Semivolatiles	11000	2500	1000	1000	ug/Kg
CG20510	$8100SMR	Benzo(b)fluoranthene	CT / RSR GB (mg/kg) / Semivolatiles	5000	250	1000	1000	ug/Kg
CG20510	$8100SMR	Benzo(k)fluoranthene	CT / RSR GB (mg/kg) / Semivolatiles	4300	250	1000	1000	ug/Kg
CG20510	$ETPH_SMR	Ext. Petroleum H.C. (C9-C36)	CT / RSR DEC RES (mg/kg) / Pest/PCB/TPH	2000	110	500	500	mg/Kg

Phoenix Laboratories does not assume responsibility for the data contained in this exceedance report. It is provided as an additional tool to identify requested criteria exceedences. All efforts are made to ensure the accuracy of the data (obtained from appropriate agencies). A lack of exceedence information does not necessarily suggest conformance to the criteria. It is ultimately the site professional's responsibility to determine appropriate compliance.

REASONABLE CONFIDENCE PROTOCOL
LABORATORY ANALYSIS QA/QC CERTIFICATION FORM

Laboratory Name: Phoenix Environmental Labs, Inc. ***Client:*** Tighe & Bond

Project Location: ROCKVILLE MGP EVERSOURCE ***Project Number:***

Laboratory Sample ID(s): CG20509, CG20510 ***Sampling Date(s):*** 6/24/2020

List RCP Methods Used (e.g., 8260, 8270, et cetera) 8260, 8270, ETPH

1	**For each analytical method referenced in this laboratory report package, were all specified QA/QC performance criteria followed, including the requirement to explain any criteria falling outside of acceptable guidelines, as specified in the CT DEP method-specific Reasonable Confidence Protocol documents?**	☑ Yes ☐ No
1A	**Were the method specified preservation and holding time requirements met?**	☑ Yes ☐ No
1B	***VPH and EPH methods only:*** **Was the VPH or EPH method conducted without significant modifications (see section 11.3 of respective RCP methods)**	☐ Yes ☐ No ☑ NA
2	**Were all samples received by the laboratory in a condition consistent with that described on the associated Chain-of-Custody document(s)?**	☑ Yes ☐ No
3	**Were samples received at an appropriate temperature (< 6 Degrees C)?**	☑ Yes ☐ No ☐ NA
4	**Were all QA/QC performance criteria specified in the Reasonable Confidence Protocol documents acheived? See Sections: ETPH Narration, VOA Narration.**	☐ Yes ☑ No
5	**a) Were reporting limits specified or referenced on the chain-of-custody?** **b) Were these reporting limits met?**	☑ Yes ☐ No ☑ Yes ☐ No
6	**For each analytical method referenced in this laboratory report package, were results reported for all constituents identified in the method-specific analyte lists presented in the Reasonable Confidence Protocol documents?**	☐ Yes ☑ No
7	**Are project-specific matrix spikes and laboratory duplicates included in the data set?**	☐ Yes ☑ No

Notes: For all questions to which the response was "No" (with the exception of question #7), additional information must be provided in an attached narrative. If the answer to question #1, #1A or 1B is "No", the data package does not meet the requirements for "Reasonable Confidence". This form may not be altered and all questions must be answered.

I, the undersigned, attest under the pains and penalties of perjury that, to the best of my knowledge and belief and based upon my personal inquiry of those responsible for providing the information contained in this analytical report, such information is accurate and complete.

Authorized Signature: _____ **Position:** Assistant Lab Director

Printed Name: Greg Lawrence **Date:** Monday, June 29, 2020

Name of Laboratory Phoenix Environmental Labs, Inc.

This certification form is to be used for RCP methods only.

Environmental Laboratories, Inc.
587 East Middle Turnpike, P.O.Box 370, Manchester, CT 06045
Tel. (860) 645-1102 Fax (860) 645-0823

NY # 11301

RCP Certification Report

June 29, 2020

SDG I.D.: GCG20509

SDG Comments

8270 Semi-volatile Organics:
The client requested a short list for 8270 RCP Semivolatile. Only the PAH constituents are reported as requested on the chain-of-custody.

ETPH Narration

Were all QA/QC performance criteria specified in the Reasonable Confidence Protocol documents achieved? No.

QC Batch 534887 (Samples: CG20509, CG20510): -----

The blank surrogate was below criteria. A low bias is possible. (% n-Pentacosane(CG20392))

Instrument:

AU-FID11 06/25/20-1 Jeff Bucko, Chemist 06/25/20

CG20509 (10X), CG20510 (2X)

The initial calibration (ETPH511I) RSD for the compound list was less than 30% except for the following compounds: None.
As per section 7.2.3, a discrimination check standard was run (625A003_1) and contained the following outliers: None.
The continuing calibration %D for the compound list was less than 30% except for the following compounds:None.

QC (Batch Specific):

Batch 534887 (CG20392)

CG20509, CG20510

All LCS recoveries were within 60 - 120 with the following exceptions: None.
All LCSD recoveries were within 60 - 120 with the following exceptions: None.
All LCS/LCSD RPDs were less than 30% with the following exceptions: None.
This batch consists of a Blank, LCS, LCSD and MS.
Additional surrogate criteria: LCS acceptance range is 60-120% MS acceptance range 50-150%. The ETPH/DRO LCS has been normalized based on the alkane calibration.

SVOA Narration

Were all QA/QC performance criteria specified in the Reasonable Confidence Protocol documents achieved? Yes.

Instrument:

CHEM07 06/24/20-1 Matt Richard, Chemist 06/24/20

CG20509 (1X), CG20510 (1X)

For 8270 full list, the DDT breakdown and pentachlorophenol & benzidine peak tailing were evaluated in the DFTPP tune and were found to be in control.
For 8270 BN list, benzidine peak tailing was evaluated in the DFTPP tune and was found to be in control.

Initial Calibration Evaluation (CHEM07/7_SPLIT_0612):
100% of target compounds met criteria.
The following compounds had %RSDs >20%: None.
The following compounds did not meet recommended response factors: None.
The following compounds did not meet a minimum response factors: None.

Continuing Calibration Verification (CHEM07/0624_03-7_SPLIT_0612):
Internal standard areas were within 50 to 200% of the initial calibration with the following exceptions: None.
100% of target compounds met criteria.

Environmental Laboratories, Inc.
587 East Middle Turnpike, P.O.Box 370, Manchester, CT 06045
Tel. (860) 645-1102 Fax (860) 645-0823

RCP Certification Report

June 29, 2020

SDG I.D.: GCG20509

SVOA Narration

The following compounds did not meet % deviation criteria: None.
The following compounds did not meet maximum % deviations: None.
The following compounds did not meet recommended response factors: None.
The following compounds did not meet minimum response factors: None.

CHEM28 06/25/20-1 Wes Bryon, Chemist 06/25/20

CG20509 (10X), CG20510 (10X)

For 8270 full list, the DDT breakdown and pentachlorophenol & benzidine peak tailing were evaluated in the DFTPP tune and were found to be in control.
For 8270 BN list, benzidine peak tailing was evaluated in the DFTPP tune and was found to be in control.

Initial Calibration Evaluation (CHEM28/28_SPLIT_0614):
100% of target compounds met criteria.
The following compounds had %RSDs >20%: None.
The following compounds did not meet recommended response factors: None.
The following compounds did not meet a minimum response factors: None.

Continuing Calibration Verification (CHEM28/0625_03-28_SPLIT_0614):
Internal standard areas were within 50 to 200% of the initial calibration with the following exceptions: None.
100% of target compounds met criteria.
The following compounds did not meet % deviation criteria: None.
The following compounds did not meet maximum % deviations: None.
The following compounds did not meet recommended response factors: None.
The following compounds did not meet minimum response factors: None.

QC (Batch Specific):

Batch 534901 (CG20136)

CG20509, CG20510

All LCS recoveries were within 40 - 140 with the following exceptions: None.
All LCSD recoveries were within 40 - 140 with the following exceptions: None.
All LCS/LCSD RPDs were less than 30% with the following exceptions: None.
Additional 8270 criteria: 20% of compounds can be outside of acceptance criteria as long as recovery is at least 10%. (Acid surrogates acceptance range for aqueous samples: 15-110%, for soils 30-130%)

VOA Narration

Were all QA/QC performance criteria specified in the Reasonable Confidence Protocol documents achieved? No.

QC Batch 535439 (Samples: CG20509, CG20510): -----

The LCS recovery is above the upper range for one analyte that was not reported in the sample(s), therefore no significant bias is suspected. (Dichlorodifluoromethane)

The LCSD recovery is below the lower range. The LCS is acceptable, therefore no significant bias is suspected. (Acetone)

Instrument:

CHEM14 06/25/20-1 Jane Li, Chemist 06/25/20

CG20509 (50X), CG20510 (50X)

Environmental Laboratories, Inc.
587 East Middle Turnpike, P.O.Box 370, Manchester, CT 06045
Tel. (860) 645-1102 Fax (860) 645-0823

ACCREDITED IN ACCORDANCE WITH nelac NY # 11301

RCP Certification Report

June 29, 2020

SDG I.D.: GCG20509

VOA Narration

Initial Calibration Evaluation (CHEM14/VT062420):
98% of target compounds met criteria.
The following compounds had %RSDs >20%: None.
The following compounds did not meet Table 4 recommended minimum response factors: None.
The following compounds did not meet the minimum response factor of 0.05: None.

Continuing Calibration Verification (CHEM14/0625_01-VT062420):
Internal standard areas were within 50 to 200% of the initial calibration with the following exceptions: None.
100% of target compounds met criteria.
The following compounds did not meet % deviation criteria: None.
The following compounds did not meet maximum % deviations: None.
The following compounds did not meet Table 4 recommended minimum response factors: None.

CHEM14 06/26/20-1 Jane Li, Chemist 06/26/20

CG20509 (1X), CG20510 (1X)

Initial Calibration Evaluation (CHEM14/VT062420):
98% of target compounds met criteria.
The following compounds had %RSDs >20%: Methylene chloride 25% (20%)
The following compounds did not meet Table 4 recommended minimum response factors: Acetone 0.079 (0.1)
The following compounds did not meet the minimum response factor of 0.05: None.

Continuing Calibration Verification (CHEM14/0626_01-VT062420):
Internal standard areas were within 50 to 200% of the initial calibration with the following exceptions: None.
100% of target compounds met criteria.
The following compounds did not meet % deviation criteria: None.
The following compounds did not meet maximum % deviations: None.
The following compounds did not meet Table 4 recommended minimum response factors: None.

QC (Batch Specific):

Batch 535220H (CG20136) CHEM14 6/25/2020-1

CG20509(50X), CG20510(50X)

All LCS recoveries were within 70 - 130 with the following exceptions: None.
All LCSD recoveries were within 70 - 130 with the following exceptions: None.
All LCS/LCSD RPDs were less than 30% with the following exceptions: None.
Additional 8260 criteria: 10% of LCS/LCSD compounds can be outside of acceptance criteria as long as recovery is 40-160%, 25-160% for Chloroethane-HL and Trichlorofluoromethane-HL.

Batch 535439 (CG21998) CHEM14 6/26/2020-1

CG20509(1X), CG20510(1X)

All LCS recoveries were within 70 - 130 with the following exceptions: Dichlorodifluoromethane(131%)
All LCSD recoveries were within 70 - 130 with the following exceptions: Acetone(68%)
All LCS/LCSD RPDs were less than 30% with the following exceptions: None.
The Low Level MS/MSD are not reported for this batch.
Additional 8260 criteria: 10% of LCS/LCSD compounds can be outside of acceptance criteria as long as recovery is 40-160%, 25-160% for Chloroethane-HL and Trichlorofluoromethane-HL.

Temperature Narration

Environmental Laboratories, Inc.
587 East Middle Turnpike, P.O.Box 370, Manchester, CT 06045
Tel. (860) 645-1102 Fax (860) 645-0823

ACCREDITED IN ACCORDANCE WITH nelac NY # 11301

RCP Certification Report

June 29, 2020

SDG I.D.: GCG20509

The samples were received at 6.0C with cooling initiated.
(Note acceptance criteria for relevant matrices is above freezing up to 6°C)

Cooler: Yes ☑ No ☐
Coolant: IPK ☑ ICE ☐ No ☐

CHAIN OF CUSTODY RECORD

Temp 6.9 Pg 1 of 1

PHOENIX
Environmental Laboratories, Inc.

587 East Middle Turnpike, P.O. Box 370, Manchester, CT 06040
Email: info@phoenixlabs.com Fax (860) 645-0823
Client Services (860) 645-8726

Data Delivery/Contact Options:
☐ Fax:
☐ Phone: Drew.Bircher@Eversource.com
☑ Email: Lewis@trokenbrew.com

Customer: Tighe + Bond
Address: 213 Court St Suite 1100
Middletown CT 06457

Project: Multiwire MCP - Eversource
Report to: Lynn Wiley / Drew Bircher
Invoice to: Eversource Energy
QUOTE # EV0852020B

Project P.O: CW2263164 / #10994973

This section MUST be completed with Bottle Quantities.

Client Sample - Information - Identification

Sampler's Signature: _____ Date: 6/24/20

Matrix Code:
DW=Drinking Water **GW**=Ground Water **SW**=Surface Water **WW**=Waste Water
RW=Raw Water **SE**=Sediment **SL**=Sludge **S**=Soil **SD**=Solid **W**=Wipe **OIL**=Oil
B=Bulk **L**=Liquid **X** = _____(Other)

Analysis Request

PHOENIX USE ONLY SAMPLE #	Customer Sample Identification	Sample Matrix	Date Sampled	Time Sampled	VOCs	EDB	PAHs	GL Amber 8 oz. w/H3PO4	Soil VOA Vials (1) methanol (1) H2O	GL Soil container (1) oz	GL Soil container ( ) oz	40 ml VOA Vial [ ] As is [ ] HCl	GL Amber 1000ml [ ] As is [ ] H2SO4	PL As is [ ] 1000ml	PL H2SO4 [ ] 250ml [ ] 500ml [ ] 1000ml	PL HNO3 250ml	PL NaOH 250ml	Bacteria Bottle w/thio	Bacteria Bottle as is
20509	MW-475 (26-34')	Soil	6/24/20	10:20	X	X	X		3	1									
20510	DUP-6/24/20	Soil	6/24/20	11:21	X	X	X		3	1									

Relinquished by:	Accepted by:	Date:	Time:
		6/24/20	17:20

Comments, Special Requirements or Regulations:

Turnaround Time:
☐ 1 Day*
☐ 2 Days*
☐ 3 Days*
☒ Standard
☐ Other
* SURCHARGE APPLIES

RI
☐ (Residential) Direct Exposure
☐ (Comm/Industrial) Direct Exposure
☐ GA Leachability
☐ GB Leachability
☐ GA-GW Objectives
☐ GB-GW Objectives

CT
☒ RCP Cert
☐ GW Protection
☐ SW Protection
☐ GA Mobility
☒ GB Mobility
☒ Residential DEC
☐ I/C DEC
☐ Other

MA
☐ MCP Certification
☐ GW-1 ☐ MWRA eSMART
☐ GW-2
☐ GW-3
☐ S-1 GW-1 ☐ S-1 GW-2 ☐ S-1 GW-3
☐ S-2 GW-1 ☐ S-2 GW-2 ☐ S-2 GW-3
☐ S-3 GW-1 ☐ S-3 GW-2 ☐ S-3 GW-3
☐ SW Protection

State where samples were collected: CT

Data Format
☒ Excel
☒ PDF
☐ GIS'Key
☐ EQuIS
☒ Other Getech

Data Package
☐ Tier II Checklist
☐ Full Data Package*
☒ Phoenix Std Report
☐ Other
* SURCHARGE APPLIES

PHOENIX
Environmental Laboratories, Inc.

Monday, July 20, 2020

Attn: Lynn Willey
Tighe & Bond
213 Court St, Suite 1100
Middletown, CT 06457

Project ID: ROCKVILLE MGP EVERSOURCE
SDG ID: GCG26236
Sample ID#s: CG26236 - CG26250, CG26252 - CG26257

This laboratory is in compliance with the NELAC requirements of procedures used except where indicated.

This report contains results for the parameters tested, under the sampling conditions described on the Chain Of Custody, as received by the laboratory. This report is incomplete unless all pages indicated in the pagination at the bottom of the page are included.

All soils, solids and sludges are reported on a dry weight basis unless otherwise noted in the sample comments.

A scanned version of the COC form accompanies the analytical report and is an exact duplicate of the original.

Enclosed are revised Analysis Report pages. Please replace and discard the original pages. If you are the client above and have any questions concerning this testing, please do not hesitate to contact Phoenix Client Services at ext.200. The contents of this report cannot be discussed with anyone other than the client listed above without their written consent.

Sincerely yours,

Phyllis Shiller
Laboratory Director

NELAC - #NY11301
CT Lab Registration #PH-0618
MA Lab Registration #M-CT007
ME Lab Registration #CT-007
NH Lab Registration #213693-A,B
NJ Lab Registration #CT-003
NY Lab Registration #11301
PA Lab Registration #68-03530
RI Lab Registration #63
UT Lab Registration #CT00007
VT Lab Registration #VT11301

587 East Middle Turnpike, P.O. Box 370, Manchester, CT 06040
Telephone (860) 645-1102 Fax (860) 645-0823

Environmental Laboratories, Inc.
587 East Middle Turnpike, P.O.Box 370, Manchester, CT 06045
Tel. (860) 645-1102 Fax (860) 645-0823

Sample Id Cross Reference

July 20, 2020

SDG I.D.: GCG26236

Project ID: ROCKVILLE MGP EVERSOURCE

Client Id	Lab Id	Matrix
SB-76 (0-2 FT)	CG26236	SOIL
SB-76 (2-4 FT)	CG26237	SOIL
SB-76 (4-6 FT)	CG26238	SOIL
SB-77 (0-2 FT)	CG26239	SOIL
SB-77 (2-4 FT)	CG26240	SOIL
SB-77 (4062 FT)	CG26241	SOIL
SB-78 (0-1 FT)	CG26242	SOIL
SB-78 (1-2 FT)	CG26243	SOIL
SB-78 (3-4 FT)	CG26244	SOIL
SB-78 (5-6 FT)	CG26245	SOIL
SB-79 (0-1 FT)	CG26246	SOIL
SB-79 (1-2 FT)	CG26247	SOIL
SB-79 (3-4 FT)	CG26248	SOIL
SB-79 (5-6 FT)	CG26249	SOIL
SB-80 (0-1 FT)	CG26250	SOIL
SB-80 (3-4 FT)	CG26252	SOIL
SB-80 (5-6 FT)	CG26253	SOIL
SB-81 (0-1 FT)	CG26254	SOIL
SB-81 (1-2 FT)	CG26255	SOIL
SB-81 (3-4 FT)	CG26256	SOIL
SB-81 (5-6 FT)	CG26257	SOIL

Environmental Laboratories, Inc.
587 East Middle Turnpike, P.O.Box 370, Manchester, CT 06045
Tel. (860) 645-1102 Fax (860) 645-0823

Analysis Report

July 20, 2020

FOR: Attn: Lynn Willey
Tighe & Bond
213 Court St, Suite 1100
Middletown, CT 06457

Sample Information		Custody Information		Date	Time
Matrix:	SOIL	Collected by:		07/01/20	12:00
Location Code:	TIGHE-EVER	Received by:	SW	07/01/20	16:15
Rush Request:	72 Hour	Analyzed by:	see "By" below		
P.O.#:	10948703				

Laboratory Data

SDG ID: GCG26236
Phoenix ID: CG26236

Project ID: ROCKVILLE MGP EVERSOURCE
Client ID: SB-76 (0-2 FT)

Parameter	Result	RL/ PQL	Units	Dilution	Date/Time	By	Reference
Percent Solid	87		%		07/01/20	HB	SW846-%Solid
Soil Extraction for Pesticide	Completed				07/01/20	BK/EE	SW3545A
Soil Extraction for SVOA PAH	Completed				07/01/20	RR/AE	SW3546
Soil Extraction for Herbicide	Completed				07/01/20	J/D	SW3550C
Chlorinated Herbicides							
2,4,5-T	ND	95	ug/Kg	10	07/02/20	JRB	SW8151A
2,4,5-TP (Silvex)	ND	95	ug/Kg	10	07/02/20	JRB	SW8151A
2,4-D	ND	190	ug/Kg	10	07/02/20	JRB	SW8151A
2,4-DB	ND	1900	ug/Kg	10	07/02/20	JRB	SW8151A
Dalapon	ND	95	ug/Kg	10	07/02/20	JRB	SW8151A
Dicamba	ND	95	ug/Kg	10	07/02/20	JRB	SW8151A
Dichloroprop	ND	190	ug/Kg	10	07/02/20	JRB	SW8151A
Dinoseb	ND	190	ug/Kg	10	07/02/20	JRB	SW8151A
QA/QC Surrogates							
% DCAA	52		%	10	07/02/20	JRB	30 - 150 %
% DCAA (Confirmation)	50		%	10	07/02/20	JRB	30 - 150 %
Pesticides							
4,4' -DDD	ND	7.6	ug/Kg	2	07/03/20	CG	SW8081B
4,4' -DDE	ND	7.6	ug/Kg	2	07/03/20	CG	SW8081B
4,4' -DDT	ND	7.6	ug/Kg	2	07/03/20	CG	SW8081B
a-BHC	ND	7.6	ug/Kg	2	07/03/20	CG	SW8081B
Alachlor	ND	7.6	ug/Kg	2	07/03/20	CG	SW8081B
Aldrin	ND	3.8	ug/Kg	2	07/03/20	CG	SW8081B
b-BHC	ND	7.6	ug/Kg	2	07/03/20	CG	SW8081B
Chlordane	ND	38	ug/Kg	2	07/03/20	CG	SW8081B
d-BHC	ND	7.6	ug/Kg	2	07/03/20	CG	SW8081B

Project ID: ROCKVILLE MGP EVERSOURCE
Client ID: SB-76 (0-2 FT)

Phoenix I.D.: CG26236

Parameter	Result	RL/ PQL	Units	Dilution	Date/Time	By	
Dieldrin	ND	3.8	ug/Kg	2	07/03/20	CG	SW8081B
Endosulfan I	ND	7.6	ug/Kg	2	07/03/20	CG	SW8081B
Endosulfan II	ND	7.6	ug/Kg	2	07/03/20	CG	SW8081B
Endosulfan sulfate	ND	7.6	ug/Kg	2	07/03/20	CG	SW8081B
Endrin	ND	7.6	ug/Kg	2	07/03/20	CG	SW8081B
Endrin aldehyde	ND	7.6	ug/Kg	2	07/03/20	CG	SW8081B
Endrin ketone	ND	7.6	ug/Kg	2	07/03/20	CG	SW8081B
g-BHC	ND	1.5	ug/Kg	2	07/03/20	CG	SW8081B
Heptachlor	ND	7.6	ug/Kg	2	07/03/20	CG	SW8081B
Heptachlor epoxide	ND	7.6	ug/Kg	2	07/03/20	CG	SW8081B
Methoxychlor	ND	38	ug/Kg	2	07/03/20	CG	SW8081B
Toxaphene	ND	150	ug/Kg	2	07/03/20	CG	SW8081B
QA/QC Surrogates							
% DCBP	49		%	2	07/03/20	CG	30 - 150 %
% DCBP (Confirmation)	49		%	2	07/03/20	CG	30 - 150 %
% TCMX	51		%	2	07/03/20	CG	30 - 150 %
% TCMX (Confirmation)	42		%	2	07/03/20	CG	30 - 150 %
Polynuclear Aromatic HC							
2-Methylnaphthalene	1800	260	ug/Kg	1	07/02/20	WB	SW8270D
Acenaphthene	560	260	ug/Kg	1	07/02/20	WB	SW8270D
Acenaphthylene	12000	2600	ug/Kg	10	07/02/20	WB	SW8270D
Anthracene	12000	2600	ug/Kg	10	07/02/20	WB	SW8270D
Benz(a)anthracene	39000	2600	ug/Kg	10	07/02/20	WB	SW8270D
Benzo(a)pyrene	42000	2600	ug/Kg	10	07/02/20	WB	SW8270D
Benzo(b)fluoranthene	31000	2600	ug/Kg	10	07/02/20	WB	SW8270D
Benzo(ghi)perylene	24000	2600	ug/Kg	10	07/02/20	WB	SW8270D
Benzo(k)fluoranthene	29000	2600	ug/Kg	10	07/02/20	WB	SW8270D
Chrysene	35000	2600	ug/Kg	10	07/02/20	WB	SW8270D
Dibenz(a,h)anthracene	7900	2600	ug/Kg	10	07/02/20	WB	SW8270D
Fluoranthene	57000	2600	ug/Kg	10	07/02/20	WB	SW8270D
Fluorene	3200	260	ug/Kg	1	07/02/20	WB	SW8270D
Indeno(1,2,3-cd)pyrene	25000	2600	ug/Kg	10	07/02/20	WB	SW8270D
Naphthalene	3100	260	ug/Kg	1	07/02/20	WB	SW8270D
Phenanthrene	40000	2600	ug/Kg	10	07/02/20	WB	SW8270D
Pyrene	55000	2600	ug/Kg	10	07/02/20	WB	SW8270D
QA/QC Surrogates							
% 2-Fluorobiphenyl	72		%	1	07/02/20	WB	30 - 130 %
% Nitrobenzene-d5	56		%	1	07/02/20	WB	30 - 130 %
% Terphenyl-d14	71		%	1	07/02/20	WB	30 - 130 %
% 2-Fluorobiphenyl (10x)	Diluted Out		%	10	07/02/20	WB	30 - 130 %
% Nitrobenzene-d5 (10x)	Diluted Out		%	10	07/02/20	WB	30 - 130 %
% Terphenyl-d14 (10x)	Diluted Out		%	10	07/02/20	WB	30 - 130 %

Project ID: ROCKVILLE MGP EVERSOURCE
Client ID: SB-76 (0-2 FT)

Phoenix I.D.: CG26236

Parameter	Result	RL/ PQL	Units	Dilution	Date/Time	By

RL/PQL=Reporting/Practical Quantitation Level ND=Not Detected BRL=Below Reporting Level
QA/QC Surrogates: Surrogates are compounds (preceeded with a %) added by the lab to determine analysis efficiency. Surrogate results(%) listed in the report are not "detected" compounds.

Comments:

All soils, solids and sludges are reported on a dry weight basis unless otherwise noted in the sample comments.

If you are the client above and have any questions concerning this testing, please do not hesitate to contact Phoenix Client Services at ext.200.
The contents of this report cannot be discussed with anyone other than the client listed above without their written consent.



Phyllis Shiller, Laboratory Director
July 20, 2020
Reviewed and Released by: Phyllis Shiller, Laboratory Director

Environmental Laboratories, Inc.
587 East Middle Turnpike, P.O.Box 370, Manchester, CT 06045
Tel. (860) 645-1102 Fax (860) 645-0823

Analysis Report

July 20, 2020

FOR: Attn: Lynn Willey
Tighe & Bond
213 Court St, Suite 1100
Middletown, CT 06457

Sample Information		Custody Information		Date	Time
Matrix:	SOIL	Collected by:		07/01/20	12:05
Location Code:	TIGHE-EVER	Received by:	SW	07/01/20	16:15
Rush Request:	72 Hour	Analyzed by:	see "By" below		
P.O.#:	10948703				

Laboratory Data

SDG ID: GCG26236
Phoenix ID: CG26237

Project ID: ROCKVILLE MGP EVERSOURCE
Client ID: SB-76 (2-4 FT)

Parameter	Result	RL/ PQL	Units	Dilution	Date/Time	By	Reference
Percent Solid	89		%		07/01/20	HB	SW846-%Solid
Soil Extraction for SVOA PAH	Completed				07/01/20	RR/AE	SW3546
Polynuclear Aromatic HC							
2-Methylnaphthalene	320	260	ug/Kg	1	07/02/20	WB	SW8270D
Acenaphthene	ND	260	ug/Kg	1	07/02/20	WB	SW8270D
Acenaphthylene	3800	260	ug/Kg	1	07/02/20	WB	SW8270D
Anthracene	3600	260	ug/Kg	1	07/02/20	WB	SW8270D
Benz(a)anthracene	24000	2600	ug/Kg	10	07/02/20	WB	SW8270D
Benzo(a)pyrene	25000	2600	ug/Kg	10	07/02/20	WB	SW8270D
Benzo(b)fluoranthene	18000	2600	ug/Kg	10	07/02/20	WB	SW8270D
Benzo(ghi)perylene	13000	2600	ug/Kg	10	07/02/20	WB	SW8270D
Benzo(k)fluoranthene	19000	2600	ug/Kg	10	07/02/20	WB	SW8270D
Chrysene	21000	2600	ug/Kg	10	07/02/20	WB	SW8270D
Dibenz(a,h)anthracene	4300	260	ug/Kg	1	07/02/20	WB	SW8270D
Fluoranthene	38000	2600	ug/Kg	10	07/02/20	WB	SW8270D
Fluorene	650	260	ug/Kg	1	07/02/20	WB	SW8270D
Indeno(1,2,3-cd)pyrene	15000	2600	ug/Kg	10	07/02/20	WB	SW8270D
Naphthalene	850	260	ug/Kg	1	07/02/20	WB	SW8270D
Phenanthrene	15000	2600	ug/Kg	10	07/02/20	WB	SW8270D
Pyrene	37000	2600	ug/Kg	10	07/02/20	WB	SW8270D
QA/QC Surrogates							
% 2-Fluorobiphenyl	76		%	1	07/02/20	WB	30 - 130 %
% Nitrobenzene-d5	58		%	1	07/02/20	WB	30 - 130 %
% Terphenyl-d14	106		%	1	07/02/20	WB	30 - 130 %
% 2-Fluorobiphenyl (10x)	Diluted Out		%	10	07/02/20	WB	30 - 130 %
% Nitrobenzene-d5 (10x)	Diluted Out		%	10	07/02/20	WB	30 - 130 %
% Terphenyl-d14 (10x)	Diluted Out		%	10	07/02/20	WB	30 - 130 %

Ver 2

Project ID: ROCKVILLE MGP EVERSOURCE
Client ID: SB-76 (2-4 FT)

Phoenix I.D.: CG26237

Parameter	Result	RL/ PQL	Units	Dilution	Date/Time	By

RL/PQL=Reporting/Practical Quantitation Level ND=Not Detected BRL=Below Reporting Level
QA/QC Surrogates: Surrogates are compounds (preceeded with a %) added by the lab to determine analysis efficiency. Surrogate results(%) listed in the report are not "detected" compounds.

Comments:

All soils, solids and sludges are reported on a dry weight basis unless otherwise noted in the sample comments.

If you are the client above and have any questions concerning this testing, please do not hesitate to contact Phoenix Client Services at ext.200.
The contents of this report cannot be discussed with anyone other than the client listed above without their written consent.

Phyllis Shiller, Laboratory Director
July 20, 2020
Reviewed and Released by: Phyllis Shiller, Laboratory Director

Environmental Laboratories, Inc.
587 East Middle Turnpike, P.O.Box 370, Manchester, CT 06045
Tel. (860) 645-1102 Fax (860) 645-0823

Analysis Report

July 20, 2020

FOR: Attn: Lynn Willey
Tighe & Bond
213 Court St, Suite 1100
Middletown, CT 06457

Sample Information		Custody Information		Date	Time
Matrix:	SOIL	Collected by:		07/01/20	12:15
Location Code:	TIGHE-EVER	Received by:	SW	07/01/20	16:15
Rush Request:	72 Hour	Analyzed by:	see "By" below		
P.O.#:	10948703				

Laboratory Data

SDG ID: GCG26236
Phoenix ID: CG26238

Project ID: ROCKVILLE MGP EVERSOURCE
Client ID: SB-76 (4-6 FT)

Parameter	Result	RL/ PQL	Units	Dilution	Date/Time	By	Reference
Percent Solid	89		%		07/01/20	HB	SW846-%Solid
Soil Extraction for SVOA PAH	Completed				07/01/20	RR/AE	SW3546
Polynuclear Aromatic HC							
2-Methylnaphthalene	ND	260	ug/Kg	1	07/02/20	WB	SW8270D
Acenaphthene	ND	260	ug/Kg	1	07/02/20	WB	SW8270D
Acenaphthylene	970	260	ug/Kg	1	07/02/20	WB	SW8270D
Anthracene	410	260	ug/Kg	1	07/02/20	WB	SW8270D
Benz(a)anthracene	10000	2600	ug/Kg	10	07/02/20	WB	SW8270D
Benzo(a)pyrene	11000	2600	ug/Kg	10	07/02/20	WB	SW8270D
Benzo(b)fluoranthene	7300	260	ug/Kg	1	07/02/20	WB	SW8270D
Benzo(ghi)perylene	3900	260	ug/Kg	1	07/02/20	WB	SW8270D
Benzo(k)fluoranthene	5500	260	ug/Kg	1	07/02/20	WB	SW8270D
Chrysene	8700	2600	ug/Kg	10	07/02/20	WB	SW8270D
Dibenz(a,h)anthracene	1700	260	ug/Kg	1	07/02/20	WB	SW8270D
Fluoranthene	7300	260	ug/Kg	1	07/02/20	WB	SW8270D
Fluorene	ND	260	ug/Kg	1	07/02/20	WB	SW8270D
Indeno(1,2,3-cd)pyrene	4300	260	ug/Kg	1	07/02/20	WB	SW8270D
Naphthalene	280	260	ug/Kg	1	07/02/20	WB	SW8270D
Phenanthrene	420	260	ug/Kg	1	07/02/20	WB	SW8270D
Pyrene	15000	2600	ug/Kg	10	07/02/20	WB	SW8270D
QA/QC Surrogates							
% 2-Fluorobiphenyl	82		%	1	07/02/20	WB	30 - 130 %
% Nitrobenzene-d5	58		%	1	07/02/20	WB	30 - 130 %
% Terphenyl-d14	74		%	1	07/02/20	WB	30 - 130 %
% 2-Fluorobiphenyl (10x)	Diluted Out		%	10	07/02/20	WB	30 - 130 %
% Nitrobenzene-d5 (10x)	Diluted Out		%	10	07/02/20	WB	30 - 130 %
% Terphenyl-d14 (10x)	Diluted Out		%	10	07/02/20	WB	30 - 130 %

Ver 2

Project ID: ROCKVILLE MGP EVERSOURCE
Client ID: SB-76 (4-6 FT)

Phoenix I.D.: CG26238

Parameter	Result	RL/ PQL	Units	Dilution	Date/Time	By

RL/PQL=Reporting/Practical Quantitation Level ND=Not Detected BRL=Below Reporting Level
QA/QC Surrogates: Surrogates are compounds (preceeded with a %) added by the lab to determine analysis efficiency. Surrogate results(%) listed in the report are not "detected" compounds.

Comments:

All soils, solids and sludges are reported on a dry weight basis unless otherwise noted in the sample comments.

If you are the client above and have any questions concerning this testing, please do not hesitate to contact Phoenix Client Services at ext.200.
The contents of this report cannot be discussed with anyone other than the client listed above without their written consent.

Phyllis Shiller, Laboratory Director
July 20, 2020
Reviewed and Released by: Phyllis Shiller, Laboratory Director

Environmental Laboratories, Inc.
587 East Middle Turnpike, P.O.Box 370, Manchester, CT 06045
Tel. (860) 645-1102 Fax (860) 645-0823

Analysis Report

July 20, 2020

FOR: Attn: Lynn Willey
Tighe & Bond
213 Court St, Suite 1100
Middletown, CT 06457

Sample Information		Custody Information		Date	Time
Matrix:	SOIL	Collected by:		07/01/20	11:25
Location Code:	TIGHE-EVER	Received by:	SW	07/01/20	16:15
Rush Request:	72 Hour	Analyzed by:	see "By" below		
P.O.#:	10948703				

Laboratory Data

SDG ID: GCG26236
Phoenix ID: CG26239

Project ID: ROCKVILLE MGP EVERSOURCE
Client ID: SB-77 (0-2 FT)

Parameter	Result	RL/ PQL	Units	Dilution	Date/Time	By	Reference
Percent Solid	90		%		07/01/20	HB	SW846-%Solid
Soil Extraction for Pesticide	Completed				07/01/20	BK/EE	SW3545A
Soil Extraction for SVOA PAH	Completed				07/01/20	RR/AE	SW3546
Soil Extraction for Herbicide	Completed				07/01/20	J/D	SW3550C
Chlorinated Herbicides							
2,4,5-T	ND	93	ug/Kg	10	07/02/20	JRB	SW8151A
2,4,5-TP (Silvex)	ND	93	ug/Kg	10	07/02/20	JRB	SW8151A
2,4-D	ND	190	ug/Kg	10	07/02/20	JRB	SW8151A
2,4-DB	ND	1900	ug/Kg	10	07/02/20	JRB	SW8151A
Dalapon	ND	93	ug/Kg	10	07/02/20	JRB	SW8151A
Dicamba	ND	93	ug/Kg	10	07/02/20	JRB	SW8151A
Dichloroprop	ND	190	ug/Kg	10	07/02/20	JRB	SW8151A
Dinoseb	ND	190	ug/Kg	10	07/02/20	JRB	SW8151A
QA/QC Surrogates							
% DCAA	52		%	10	07/02/20	JRB	30 - 150 %
% DCAA (Confirmation)	51		%	10	07/02/20	JRB	30 - 150 %
Pesticides							
4,4' -DDD	ND	7.3	ug/Kg	2	07/03/20	CG	SW8081B
4,4' -DDE	ND	7.3	ug/Kg	2	07/03/20	CG	SW8081B
4,4' -DDT	ND	7.3	ug/Kg	2	07/03/20	CG	SW8081B
a-BHC	ND	7.3	ug/Kg	2	07/03/20	CG	SW8081B
Alachlor	ND	7.3	ug/Kg	2	07/03/20	CG	SW8081B
Aldrin	ND	3.7	ug/Kg	2	07/03/20	CG	SW8081B
b-BHC	ND	7.3	ug/Kg	2	07/03/20	CG	SW8081B
Chlordane	ND	37	ug/Kg	2	07/03/20	CG	SW8081B
d-BHC	ND	7.3	ug/Kg	2	07/03/20	CG	SW8081B

Project ID: ROCKVILLE MGP EVERSOURCE
Client ID: SB-77 (0-2 FT)

Phoenix I.D.: CG26239

Parameter	Result	RL/ PQL	Units	Dilution	Date/Time	By	
Dieldrin	ND	3.7	ug/Kg	2	07/03/20	CG	SW8081B
Endosulfan I	ND	7.3	ug/Kg	2	07/03/20	CG	SW8081B
Endosulfan II	ND	7.3	ug/Kg	2	07/03/20	CG	SW8081B
Endosulfan sulfate	ND	7.3	ug/Kg	2	07/03/20	CG	SW8081B
Endrin	ND	7.3	ug/Kg	2	07/03/20	CG	SW8081B
Endrin aldehyde	ND	7.3	ug/Kg	2	07/03/20	CG	SW8081B
Endrin ketone	ND	7.3	ug/Kg	2	07/03/20	CG	SW8081B
g-BHC	ND	1.5	ug/Kg	2	07/03/20	CG	SW8081B
Heptachlor	ND	7.3	ug/Kg	2	07/03/20	CG	SW8081B
Heptachlor epoxide	ND	7.3	ug/Kg	2	07/03/20	CG	SW8081B
Methoxychlor	ND	37	ug/Kg	2	07/03/20	CG	SW8081B
Toxaphene	ND	150	ug/Kg	2	07/03/20	CG	SW8081B
QA/QC Surrogates							
% DCBP	59		%	2	07/03/20	CG	30 - 150 %
% DCBP (Confirmation)	55		%	2	07/03/20	CG	30 - 150 %
% TCMX	54		%	2	07/03/20	CG	30 - 150 %
% TCMX (Confirmation)	49		%	2	07/03/20	CG	30 - 150 %
Polynuclear Aromatic HC							
2-Methylnaphthalene	480	260	ug/Kg	1	07/02/20	WB	SW8270D
Acenaphthene	ND	260	ug/Kg	1	07/02/20	WB	SW8270D
Acenaphthylene	2300	260	ug/Kg	1	07/02/20	WB	SW8270D
Anthracene	1500	260	ug/Kg	1	07/02/20	WB	SW8270D
Benz(a)anthracene	7000	260	ug/Kg	1	07/02/20	WB	SW8270D
Benzo(a)pyrene	8700	2600	ug/Kg	10	07/02/20	WB	SW8270D
Benzo(b)fluoranthene	6400	2600	ug/Kg	10	07/02/20	WB	SW8270D
Benzo(ghi)perylene	5300	2600	ug/Kg	10	07/02/20	WB	SW8270D
Benzo(k)fluoranthene	7000	260	ug/Kg	1	07/02/20	WB	SW8270D
Chrysene	7100	260	ug/Kg	1	07/02/20	WB	SW8270D
Dibenz(a,h)anthracene	1500	260	ug/Kg	1	07/02/20	WB	SW8270D
Fluoranthene	12000	2600	ug/Kg	10	07/02/20	WB	SW8270D
Fluorene	500	260	ug/Kg	1	07/02/20	WB	SW8270D
Indeno(1,2,3-cd)pyrene	4200	260	ug/Kg	1	07/02/20	WB	SW8270D
Naphthalene	910	260	ug/Kg	1	07/02/20	WB	SW8270D
Phenanthrene	2600	260	ug/Kg	1	07/02/20	WB	SW8270D
Pyrene	12000	2600	ug/Kg	10	07/02/20	WB	SW8270D
QA/QC Surrogates							
% 2-Fluorobiphenyl	84		%	1	07/02/20	WB	30 - 130 %
% Nitrobenzene-d5	61		%	1	07/02/20	WB	30 - 130 %
% Terphenyl-d14	73		%	1	07/02/20	WB	30 - 130 %
% 2-Fluorobiphenyl (10x)	Diluted Out		%	10	07/02/20	WB	30 - 130 %
% Nitrobenzene-d5 (10x)	Diluted Out		%	10	07/02/20	WB	30 - 130 %
% Terphenyl-d14 (10x)	Diluted Out		%	10	07/02/20	WB	30 - 130 %

Project ID: ROCKVILLE MGP EVERSOURCE
Client ID: SB-77 (0-2 FT)

Phoenix I.D.: CG26239

Parameter	Result	RL/ PQL	Units	Dilution	Date/Time	By

RL/PQL=Reporting/Practical Quantitation Level ND=Not Detected BRL=Below Reporting Level
QA/QC Surrogates: Surrogates are compounds (preceeded with a %) added by the lab to determine analysis efficiency. Surrogate results(%) listed in the report are not "detected" compounds.

Comments:

All soils, solids and sludges are reported on a dry weight basis unless otherwise noted in the sample comments.

If you are the client above and have any questions concerning this testing, please do not hesitate to contact Phoenix Client Services at ext.200.
The contents of this report cannot be discussed with anyone other than the client listed above without their written consent.



Phyllis Shiller, Laboratory Director
July 20, 2020
Reviewed and Released by: Phyllis Shiller, Laboratory Director

Environmental Laboratories, Inc.
587 East Middle Turnpike, P.O.Box 370, Manchester, CT 06045
Tel. (860) 645-1102 Fax (860) 645-0823

Analysis Report

July 20, 2020

FOR: Attn: Lynn Willey
Tighe & Bond
213 Court St, Suite 1100
Middletown, CT 06457

Sample Information		Custody Information		Date	Time
Matrix:	SOIL	Collected by:		07/01/20	11:35
Location Code:	TIGHE-EVER	Received by:	SW	07/01/20	16:15
Rush Request:	72 Hour	Analyzed by:	see "By" below		
P.O.#:	10948703				

Laboratory Data

SDG ID: GCG26236
Phoenix ID: CG26240

Project ID: ROCKVILLE MGP EVERSOURCE
Client ID: SB-77 (2-4 FT)

Parameter	Result	RL/ PQL	Units	Dilution	Date/Time	By	Reference
Percent Solid	95		%		07/01/20	HB	SW846-%Solid
Soil Extraction for SVOA PAH	Completed				07/01/20	RR/AE	SW3546
Polynuclear Aromatic HC							
2-Methylnaphthalene	ND	240	ug/Kg	1	07/02/20	WB	SW8270D
Acenaphthene	ND	240	ug/Kg	1	07/02/20	WB	SW8270D
Acenaphthylene	290	240	ug/Kg	1	07/02/20	WB	SW8270D
Anthracene	ND	240	ug/Kg	1	07/02/20	WB	SW8270D
Benz(a)anthracene	810	240	ug/Kg	1	07/02/20	WB	SW8270D
Benzo(a)pyrene	1700	240	ug/Kg	1	07/02/20	WB	SW8270D
Benzo(b)fluoranthene	1100	240	ug/Kg	1	07/02/20	WB	SW8270D
Benzo(ghi)perylene	950	240	ug/Kg	1	07/02/20	WB	SW8270D
Benzo(k)fluoranthene	1100	240	ug/Kg	1	07/02/20	WB	SW8270D
Chrysene	770	240	ug/Kg	1	07/02/20	WB	SW8270D
Dibenz(a,h)anthracene	360	240	ug/Kg	1	07/02/20	WB	SW8270D
Fluoranthene	940	240	ug/Kg	1	07/02/20	WB	SW8270D
Fluorene	ND	240	ug/Kg	1	07/02/20	WB	SW8270D
Indeno(1,2,3-cd)pyrene	1200	240	ug/Kg	1	07/02/20	WB	SW8270D
Naphthalene	ND	240	ug/Kg	1	07/02/20	WB	SW8270D
Phenanthrene	410	240	ug/Kg	1	07/02/20	WB	SW8270D
Pyrene	990	240	ug/Kg	1	07/02/20	WB	SW8270D
QA/QC Surrogates							
% 2-Fluorobiphenyl	80		%	1	07/02/20	WB	30 - 130 %
% Nitrobenzene-d5	59		%	1	07/02/20	WB	30 - 130 %
% Terphenyl-d14	71		%	1	07/02/20	WB	30 - 130 %

Project ID: ROCKVILLE MGP EVERSOURCE
Client ID: SB-77 (2-4 FT)

Phoenix I.D.: CG26240

Parameter	Result	RL/ PQL	Units	Dilution	Date/Time	By

RL/PQL=Reporting/Practical Quantitation Level ND=Not Detected BRL=Below Reporting Level
QA/QC Surrogates: Surrogates are compounds (preceeded with a %) added by the lab to determine analysis efficiency. Surrogate results(%) listed in the report are not "detected" compounds.

Comments:

All soils, solids and sludges are reported on a dry weight basis unless otherwise noted in the sample comments.

If you are the client above and have any questions concerning this testing, please do not hesitate to contact Phoenix Client Services at ext.200.
The contents of this report cannot be discussed with anyone other than the client listed above without their written consent.

Phyllis Shiller, Laboratory Director
July 20, 2020
Reviewed and Released by: Phyllis Shiller, Laboratory Director

Environmental Laboratories, Inc.
587 East Middle Turnpike, P.O.Box 370, Manchester, CT 06045
Tel. (860) 645-1102 Fax (860) 645-0823

Analysis Report

July 20, 2020

FOR: Attn: Lynn Willey
Tighe & Bond
213 Court St, Suite 1100
Middletown, CT 06457

Sample Information		Custody Information		Date	Time
Matrix:	SOIL	Collected by:		07/01/20	11:45
Location Code:	TIGHE-EVER	Received by:	SW	07/01/20	16:15
Rush Request:	72 Hour	Analyzed by:	see "By" below		
P.O.#:	10948703				

Laboratory Data

SDG ID: GCG26236
Phoenix ID: CG26241

Project ID: ROCKVILLE MGP EVERSOURCE
Client ID: SB-77 (4062 FT)

Parameter	Result	RL/ PQL	Units	Dilution	Date/Time	By	Reference
Percent Solid	83		%		07/01/20	HB	SW846-%Solid
Soil Extraction for SVOA PAH	Completed				07/01/20	RR/AE	SW3546
Polynuclear Aromatic HC							
2-Methylnaphthalene	20000	2800	ug/Kg	10	07/02/20	WB	SW8270D
Acenaphthene	5400	2800	ug/Kg	10	07/02/20	WB	SW8270D
Acenaphthylene	64000	2800	ug/Kg	10	07/02/20	WB	SW8270D
Anthracene	64000	2800	ug/Kg	10	07/02/20	WB	SW8270D
Benz(a)anthracene	160000	28000	ug/Kg	100	07/02/20	WB	SW8270D
Benzo(a)pyrene	150000	28000	ug/Kg	100	07/02/20	WB	SW8270D
Benzo(b)fluoranthene	91000	28000	ug/Kg	100	07/02/20	WB	SW8270D
Benzo(ghi)perylene	63000	2800	ug/Kg	10	07/02/20	WB	SW8270D
Benzo(k)fluoranthene	57000	2800	ug/Kg	10	07/02/20	WB	SW8270D
Chrysene	130000	28000	ug/Kg	100	07/02/20	WB	SW8270D
Dibenz(a,h)anthracene	24000	2800	ug/Kg	10	07/02/20	WB	SW8270D
Fluoranthene	290000	28000	ug/Kg	100	07/02/20	WB	SW8270D
Fluorene	40000	2800	ug/Kg	10	07/02/20	WB	SW8270D
Indeno(1,2,3-cd)pyrene	59000	2800	ug/Kg	10	07/02/20	WB	SW8270D
Naphthalene	35000	2800	ug/Kg	10	07/02/20	WB	SW8270D
Phenanthrene	210000	28000	ug/Kg	100	07/02/20	WB	SW8270D
Pyrene	280000	28000	ug/Kg	100	07/02/20	WB	SW8270D
QA/QC Surrogates							
% 2-Fluorobiphenyl (10x)	Diluted Out		%	10	07/02/20	WB	30 - 130 %
% Nitrobenzene-d5 (10x)	Diluted Out		%	10	07/02/20	WB	30 - 130 %
% Terphenyl-d14 (10x)	Diluted Out		%	10	07/02/20	WB	30 - 130 %
% 2-Fluorobiphenyl (100x)	Diluted Out		%	100	07/02/20	WB	30 - 130 %
% Nitrobenzene-d5 (100x)	Diluted Out		%	100	07/02/20	WB	30 - 130 %
% Terphenyl-d14 (100x)	Diluted Out		%	100	07/02/20	WB	30 - 130 %

Ver 2

Project ID: ROCKVILLE MGP EVERSOURCE
Client ID: SB-77 (4062 FT)

Phoenix I.D.: CG26241

Parameter	Result	RL/ PQL	Units	Dilution	Date/Time	By

RL/PQL=Reporting/Practical Quantitation Level ND=Not Detected BRL=Below Reporting Level
QA/QC Surrogates: Surrogates are compounds (preceeded with a %) added by the lab to determine analysis efficiency. Surrogate results(%) listed in the report are not "detected" compounds.

Comments:

Semi-Volatile Comment:
Due to a matrix interference and/or the presence of a large amount of non-target material in the sample, a dilution was required resulting in an elevated RL for the semivolatile analysis.

All soils, solids and sludges are reported on a dry weight basis unless otherwise noted in the sample comments.

If you are the client above and have any questions concerning this testing, please do not hesitate to contact Phoenix Client Services at ext.200.
The contents of this report cannot be discussed with anyone other than the client listed above without their written consent.

Phyllis Shiller, Laboratory Director
July 20, 2020
Reviewed and Released by: Phyllis Shiller, Laboratory Director

Environmental Laboratories, Inc.
587 East Middle Turnpike, P.O.Box 370, Manchester, CT 06045
Tel. (860) 645-1102 Fax (860) 645-0823

Analysis Report

July 20, 2020

FOR: Attn: Lynn Willey
Tighe & Bond
213 Court St, Suite 1100
Middletown, CT 06457

Sample Information		Custody Information		Date	Time
Matrix:	SOIL	Collected by:		07/01/20	10:45
Location Code:	TIGHE-EVER	Received by:	SW	07/01/20	16:15
Rush Request:	72 Hour	Analyzed by:	see "By" below		
P.O.#:	10948703				

Laboratory Data

SDG ID: GCG26236
Phoenix ID: CG26242

Project ID: ROCKVILLE MGP EVERSOURCE
Client ID: SB-78 (0-1 FT)

Parameter	Result	RL/ PQL	Units	Dilution	Date/Time	By	Reference
Percent Solid	93		%		07/01/20	HB	SW846-%Solid
Soil Extraction for Pesticide	Completed				07/01/20	BK/EE	SW3545A
Soil Extraction for SVOA PAH	Completed				07/01/20	RR/AE	SW3546
Soil Extraction for Herbicide	Completed				07/01/20	J/D	SW3550C
Chlorinated Herbicides							
2,4,5-T	ND	89	ug/Kg	10	07/02/20	JRB	SW8151A
2,4,5-TP (Silvex)	ND	89	ug/Kg	10	07/02/20	JRB	SW8151A
2,4-D	ND	180	ug/Kg	10	07/02/20	JRB	SW8151A
2,4-DB	ND	1800	ug/Kg	10	07/02/20	JRB	SW8151A
Dalapon	ND	89	ug/Kg	10	07/02/20	JRB	SW8151A
Dicamba	ND	89	ug/Kg	10	07/02/20	JRB	SW8151A
Dichloroprop	ND	180	ug/Kg	10	07/02/20	JRB	SW8151A
Dinoseb	ND	180	ug/Kg	10	07/02/20	JRB	SW8151A
QA/QC Surrogates							
% DCAA	48		%	10	07/02/20	JRB	30 - 150 %
% DCAA (Confirmation)	51		%	10	07/02/20	JRB	30 - 150 %
Pesticides							
4,4' -DDD	ND	7.0	ug/Kg	2	07/06/20	CG	SW8081B
4,4' -DDE	ND	7.0	ug/Kg	2	07/06/20	CG	SW8081B
4,4' -DDT	ND	7.0	ug/Kg	2	07/06/20	CG	SW8081B
a-BHC	ND	7.0	ug/Kg	2	07/06/20	CG	SW8081B
Alachlor	ND	7.0	ug/Kg	2	07/06/20	CG	SW8081B
Aldrin	ND	3.5	ug/Kg	2	07/06/20	CG	SW8081B
b-BHC	ND	7.0	ug/Kg	2	07/06/20	CG	SW8081B
Chlordane	ND	35	ug/Kg	2	07/06/20	CG	SW8081B
d-BHC	ND	7.0	ug/Kg	2	07/06/20	CG	SW8081B

Project ID: ROCKVILLE MGP EVERSOURCE
Client ID: SB-78 (0-1 FT)
Phoenix I.D.: CG26242

Parameter	Result	RL/ PQL	Units	Dilution	Date/Time	By	
Dieldrin	ND	3.5	ug/Kg	2	07/06/20	CG	SW8081B
Endosulfan I	ND	7.0	ug/Kg	2	07/06/20	CG	SW8081B
Endosulfan II	ND	7.0	ug/Kg	2	07/06/20	CG	SW8081B
Endosulfan sulfate	ND	7.0	ug/Kg	2	07/06/20	CG	SW8081B
Endrin	ND	7.0	ug/Kg	2	07/06/20	CG	SW8081B
Endrin aldehyde	ND	7.0	ug/Kg	2	07/06/20	CG	SW8081B
Endrin ketone	ND	7.0	ug/Kg	2	07/06/20	CG	SW8081B
g-BHC	ND	1.4	ug/Kg	2	07/06/20	CG	SW8081B
Heptachlor	ND	7.0	ug/Kg	2	07/06/20	CG	SW8081B
Heptachlor epoxide	ND	7.0	ug/Kg	2	07/06/20	CG	SW8081B
Methoxychlor	ND	35	ug/Kg	2	07/06/20	CG	SW8081B
Toxaphene	ND	140	ug/Kg	2	07/06/20	CG	SW8081B
QA/QC Surrogates							
% DCBP	74		%	2	07/06/20	CG	30 - 150 %
% DCBP (Confirmation)	80		%	2	07/06/20	CG	30 - 150 %
% TCMX	60		%	2	07/06/20	CG	30 - 150 %
% TCMX (Confirmation)	62		%	2	07/06/20	CG	30 - 150 %
Polynuclear Aromatic HC							
2-Methylnaphthalene	490	240	ug/Kg	1	07/02/20	WB	SW8270D
Acenaphthene	370	240	ug/Kg	1	07/02/20	WB	SW8270D
Acenaphthylene	150000	24000	ug/Kg	100	07/02/20	WB	SW8270D
Anthracene	4900	240	ug/Kg	1	07/02/20	WB	SW8270D
Benz(a)anthracene	150000	24000	ug/Kg	100	07/02/20	WB	SW8270D
Benzo(a)pyrene	190000	24000	ug/Kg	100	07/02/20	WB	SW8270D
Benzo(b)fluoranthene	120000	24000	ug/Kg	100	07/02/20	WB	SW8270D
Benzo(ghi)perylene	110000	24000	ug/Kg	100	07/02/20	WB	SW8270D
Benzo(k)fluoranthene	120000	24000	ug/Kg	100	07/02/20	WB	SW8270D
Chrysene	160000	24000	ug/Kg	100	07/02/20	WB	SW8270D
Dibenz(a,h)anthracene	3600	240	ug/Kg	1	07/02/20	WB	SW8270D
Fluoranthene	190000	24000	ug/Kg	100	07/02/20	WB	SW8270D
Fluorene	1000	240	ug/Kg	1	07/02/20	WB	SW8270D
Indeno(1,2,3-cd)pyrene	100000	24000	ug/Kg	100	07/02/20	WB	SW8270D
Naphthalene	680	240	ug/Kg	1	07/02/20	WB	SW8270D
Phenanthrene	3500	240	ug/Kg	1	07/02/20	WB	SW8270D
Pyrene	310000	24000	ug/Kg	100	07/02/20	WB	SW8270D
QA/QC Surrogates							
% 2-Fluorobiphenyl	78		%	1	07/02/20	WB	30 - 130 %
% Nitrobenzene-d5	57		%	1	07/02/20	WB	30 - 130 %
% Terphenyl-d14	67		%	1	07/02/20	WB	30 - 130 %
% 2-Fluorobiphenyl (100x)	Diluted Out		%	100	07/02/20	WB	30 - 130 %
% Nitrobenzene-d5 (100x)	Diluted Out		%	100	07/02/20	WB	30 - 130 %
% Terphenyl-d14 (100x)	Diluted Out		%	100	07/02/20	WB	30 - 130 %

Project ID: ROCKVILLE MGP EVERSOURCE
Client ID: SB-78 (0-1 FT)

Phoenix I.D.: CG26242

Parameter	Result	RL/ PQL	Units	Dilution	Date/Time	By

RL/PQL=Reporting/Practical Quantitation Level ND=Not Detected BRL=Below Reporting Level
QA/QC Surrogates: Surrogates are compounds (preceeded with a %) added by the lab to determine analysis efficiency. Surrogate results(%) listed in the report are not "detected" compounds.

Comments:

All soils, solids and sludges are reported on a dry weight basis unless otherwise noted in the sample comments.

If you are the client above and have any questions concerning this testing, please do not hesitate to contact Phoenix Client Services at ext.200.
The contents of this report cannot be discussed with anyone other than the client listed above without their written consent.

Phyllis Shiller, Laboratory Director
July 20, 2020
Reviewed and Released by: Phyllis Shiller, Laboratory Director

Environmental Laboratories, Inc.
587 East Middle Turnpike, P.O.Box 370, Manchester, CT 06045
Tel. (860) 645-1102 Fax (860) 645-0823

Analysis Report

July 20, 2020

FOR: Attn: Lynn Willey
Tighe & Bond
213 Court St, Suite 1100
Middletown, CT 06457

Sample Information		Custody Information		Date	Time
Matrix:	SOIL	Collected by:		07/01/20	10:50
Location Code:	TIGHE-EVER	Received by:	SW	07/01/20	16:15
Rush Request:	72 Hour	Analyzed by:	see "By" below		
P.O.#:	10948703				

Laboratory Data

SDG ID: GCG26236
Phoenix ID: CG26243

Project ID: ROCKVILLE MGP EVERSOURCE
Client ID: SB-78 (1-2 FT)

Parameter	Result	RL/ PQL	Units	Dilution	Date/Time	By	Reference
Percent Solid	91		%		07/01/20	HB	SW846-%Solid
Soil Extraction for SVOA PAH	Completed				07/01/20	RR/AE	SW3546
Volatiles							
1,1,1,2-Tetrachloroethane	ND	5.7	ug/Kg	1	07/02/20	JLI	SW8260C
1,1,1-Trichloroethane	ND	5.7	ug/Kg	1	07/02/20	JLI	SW8260C
1,1,2,2-Tetrachloroethane	ND	3.4	ug/Kg	1	07/02/20	JLI	SW8260C
1,1,2-Trichloroethane	ND	5.7	ug/Kg	1	07/02/20	JLI	SW8260C
1,1-Dichloroethane	ND	5.7	ug/Kg	1	07/02/20	JLI	SW8260C
1,1-Dichloroethene	ND	5.7	ug/Kg	1	07/02/20	JLI	SW8260C
1,1-Dichloropropene	ND	5.7	ug/Kg	1	07/02/20	JLI	SW8260C
1,2,3-Trichlorobenzene	ND	5.7	ug/Kg	1	07/02/20	JLI	SW8260C
1,2,3-Trichloropropane	ND	5.7	ug/Kg	1	07/02/20	JLI	SW8260C
1,2,4-Trichlorobenzene	ND	5.7	ug/Kg	1	07/02/20	JLI	SW8260C
1,2,4-Trimethylbenzene	11	5.7	ug/Kg	1	07/02/20	JLI	SW8260C
1,2-Dibromo-3-chloropropane	ND	5.7	ug/Kg	1	07/02/20	JLI	SW8260C
1,2-Dibromoethane	ND	5.7	ug/Kg	1	07/02/20	JLI	SW8260C
1,2-Dichlorobenzene	ND	5.7	ug/Kg	1	07/02/20	JLI	SW8260C
1,2-Dichloroethane	ND	5.7	ug/Kg	1	07/02/20	JLI	SW8260C
1,2-Dichloropropane	ND	5.7	ug/Kg	1	07/02/20	JLI	SW8260C
1,3,5-Trimethylbenzene	6.3	5.7	ug/Kg	1	07/02/20	JLI	SW8260C
1,3-Dichlorobenzene	ND	5.7	ug/Kg	1	07/02/20	JLI	SW8260C
1,3-Dichloropropane	ND	5.7	ug/Kg	1	07/02/20	JLI	SW8260C
1,4-Dichlorobenzene	ND	5.7	ug/Kg	1	07/02/20	JLI	SW8260C
2,2-Dichloropropane	ND	5.7	ug/Kg	1	07/02/20	JLI	SW8260C
2-Chlorotoluene	ND	5.7	ug/Kg	1	07/02/20	JLI	SW8260C
2-Hexanone	ND	28	ug/Kg	1	07/02/20	JLI	SW8260C
2-Isopropyltoluene	ND	5.7	ug/Kg	1	07/02/20	JLI	SW8260C

Ver 2

Project ID: ROCKVILLE MGP EVERSOURCE
Client ID: SB-78 (1-2 FT)

Phoenix I.D.: CG26243

Parameter	Result	RL/ PQL	Units	Dilution	Date/Time	By	
4-Chlorotoluene	ND	5.7	ug/Kg	1	07/02/20	JLI	SW8260C
4-Methyl-2-pentanone	ND	28	ug/Kg	1	07/02/20	JLI	SW8260C
Acetone	ND	280	ug/Kg	1	07/02/20	JLI	SW8260C
Acrylonitrile	ND	5.7	ug/Kg	1	07/02/20	JLI	SW8260C
Benzene	ND	5.7	ug/Kg	1	07/02/20	JLI	SW8260C
Bromobenzene	ND	5.7	ug/Kg	1	07/02/20	JLI	SW8260C
Bromochloromethane	ND	5.7	ug/Kg	1	07/02/20	JLI	SW8260C
Bromodichloromethane	ND	5.7	ug/Kg	1	07/02/20	JLI	SW8260C
Bromoform	ND	5.7	ug/Kg	1	07/02/20	JLI	SW8260C
Bromomethane	ND	5.7	ug/Kg	1	07/02/20	JLI	SW8260C
Carbon Disulfide	ND	5.7	ug/Kg	1	07/02/20	JLI	SW8260C
Carbon tetrachloride	ND	5.7	ug/Kg	1	07/02/20	JLI	SW8260C
Chlorobenzene	ND	5.7	ug/Kg	1	07/02/20	JLI	SW8260C
Chloroethane	ND	5.7	ug/Kg	1	07/02/20	JLI	SW8260C
Chloroform	ND	5.7	ug/Kg	1	07/02/20	JLI	SW8260C
Chloromethane	ND	5.7	ug/Kg	1	07/02/20	JLI	SW8260C
cis-1,2-Dichloroethene	ND	5.7	ug/Kg	1	07/02/20	JLI	SW8260C
cis-1,3-Dichloropropene	ND	5.7	ug/Kg	1	07/02/20	JLI	SW8260C
Dibromochloromethane	ND	3.4	ug/Kg	1	07/02/20	JLI	SW8260C
Dibromomethane	ND	5.7	ug/Kg	1	07/02/20	JLI	SW8260C
Dichlorodifluoromethane	ND	5.7	ug/Kg	1	07/02/20	JLI	SW8260C
Ethylbenzene	ND	5.7	ug/Kg	1	07/02/20	JLI	SW8260C
Hexachlorobutadiene	ND	5.7	ug/Kg	1	07/02/20	JLI	SW8260C
Isopropylbenzene	ND	5.7	ug/Kg	1	07/02/20	JLI	SW8260C
m&p-Xylene	ND	5.7	ug/Kg	1	07/02/20	JLI	SW8260C
Methyl Ethyl Ketone	ND	34	ug/Kg	1	07/02/20	JLI	SW8260C
Methyl t-butyl ether (MTBE)	ND	11	ug/Kg	1	07/02/20	JLI	SW8260C
Methylene chloride	ND	11	ug/Kg	1	07/02/20	JLI	SW8260C
Naphthalene	420	310	ug/Kg	50	07/02/20	JLI	SW8260C
n-Butylbenzene	ND	5.7	ug/Kg	1	07/02/20	JLI	SW8260C
n-Propylbenzene	ND	5.7	ug/Kg	1	07/02/20	JLI	SW8260C
o-Xylene	ND	5.7	ug/Kg	1	07/02/20	JLI	SW8260C
p-Isopropyltoluene	ND	5.7	ug/Kg	1	07/02/20	JLI	SW8260C
sec-Butylbenzene	ND	5.7	ug/Kg	1	07/02/20	JLI	SW8260C
Styrene	ND	5.7	ug/Kg	1	07/02/20	JLI	SW8260C
tert-Butylbenzene	ND	5.7	ug/Kg	1	07/02/20	JLI	SW8260C
Tetrachloroethene	6.7	5.7	ug/Kg	1	07/02/20	JLI	SW8260C
Tetrahydrofuran (THF)	ND	11	ug/Kg	1	07/02/20	JLI	SW8260C
Toluene	ND	5.7	ug/Kg	1	07/02/20	JLI	SW8260C
Total Xylenes	ND	5.7	ug/Kg	1	07/02/20	JLI	SW8260C
trans-1,2-Dichloroethene	ND	5.7	ug/Kg	1	07/02/20	JLI	SW8260C
trans-1,3-Dichloropropene	ND	5.7	ug/Kg	1	07/02/20	JLI	SW8260C
trans-1,4-dichloro-2-butene	ND	11	ug/Kg	1	07/02/20	JLI	SW8260C
Trichloroethene	ND	5.7	ug/Kg	1	07/02/20	JLI	SW8260C
Trichlorofluoromethane	ND	5.7	ug/Kg	1	07/02/20	JLI	SW8260C
Trichlorotrifluoroethane	ND	11	ug/Kg	1	07/02/20	JLI	SW8260C
Vinyl chloride	ND	5.7	ug/Kg	1	07/02/20	JLI	SW8260C
QA/QC Surrogates							
% 1,2-dichlorobenzene-d4	101		%	1	07/02/20	JLI	70 - 130 %

Ver 2

Project ID: ROCKVILLE MGP EVERSOURCE
Client ID: SB-78 (1-2 FT)
Phoenix I.D.: CG26243

Parameter	Result	RL/ PQL	Units	Dilution	Date/Time	By	
% Bromofluorobenzene	92		%	1	07/02/20	JLI	70 - 130 %
% Dibromofluoromethane	91		%	1	07/02/20	JLI	70 - 130 %
% Toluene-d8	100		%	1	07/02/20	JLI	70 - 130 %
% 1,2-dichlorobenzene-d4 (50x)	99		%	50	07/02/20	JLI	70 - 130 %
% Bromofluorobenzene (50x)	99		%	50	07/02/20	JLI	70 - 130 %
% Dibromofluoromethane (50x)	89		%	50	07/02/20	JLI	70 - 130 %
% Toluene-d8 (50x)	101		%	50	07/02/20	JLI	70 - 130 %
Polynuclear Aromatic HC							
2-Methylnaphthalene	3000	250	ug/Kg	1	07/02/20	WB	SW8270D
Acenaphthene	1300	250	ug/Kg	1	07/02/20	WB	SW8270D
Acenaphthylene	9300	2500	ug/Kg	10	07/02/20	WB	SW8270D
Anthracene	6900	250	ug/Kg	1	07/02/20	WB	SW8270D
Benz(a)anthracene	20000	2500	ug/Kg	10	07/02/20	WB	SW8270D
Benzo(a)pyrene	20000	2500	ug/Kg	10	07/02/20	WB	SW8270D
Benzo(b)fluoranthene	13000	2500	ug/Kg	10	07/02/20	WB	SW8270D
Benzo(ghi)perylene	9800	2500	ug/Kg	10	07/02/20	WB	SW8270D
Benzo(k)fluoranthene	13000	2500	ug/Kg	10	07/02/20	WB	SW8270D
Chrysene	18000	2500	ug/Kg	10	07/02/20	WB	SW8270D
Dibenz(a,h)anthracene	3900	250	ug/Kg	1	07/02/20	WB	SW8270D
Fluoranthene	32000	2500	ug/Kg	10	07/02/20	WB	SW8270D
Fluorene	5800	250	ug/Kg	1	07/02/20	WB	SW8270D
Indeno(1,2,3-cd)pyrene	11000	2500	ug/Kg	10	07/02/20	WB	SW8270D
Naphthalene	1100	250	ug/Kg	1	07/02/20	WB	SW8270D
Phenanthrene	26000	2500	ug/Kg	10	07/02/20	WB	SW8270D
Pyrene	36000	2500	ug/Kg	10	07/02/20	WB	SW8270D
QA/QC Surrogates							
% 2-Fluorobiphenyl	81		%	1	07/02/20	WB	30 - 130 %
% Nitrobenzene-d5	53		%	1	07/02/20	WB	30 - 130 %
% Terphenyl-d14	65		%	1	07/02/20	WB	30 - 130 %
% 2-Fluorobiphenyl (10x)	Diluted Out		%	10	07/02/20	WB	30 - 130 %
% Nitrobenzene-d5 (10x)	Diluted Out		%	10	07/02/20	WB	30 - 130 %
% Terphenyl-d14 (10x)	Diluted Out		%	10	07/02/20	WB	30 - 130 %
Field Extraction	Completed				07/01/20		SW5035A

Project ID: ROCKVILLE MGP EVERSOURCE
Client ID: SB-78 (1-2 FT)

Phoenix I.D.: CG26243

Parameter	Result	RL/ PQL	Units	Dilution	Date/Time	By

RL/PQL=Reporting/Practical Quantitation Level ND=Not Detected BRL=Below Reporting Level
QA/QC Surrogates: Surrogates are compounds (preceeded with a %) added by the lab to determine analysis efficiency. Surrogate results(%) listed in the report are not "detected" compounds.

Comments:

All soils, solids and sludges are reported on a dry weight basis unless otherwise noted in the sample comments.

If you are the client above and have any questions concerning this testing, please do not hesitate to contact Phoenix Client Services at ext.200.
The contents of this report cannot be discussed with anyone other than the client listed above without their written consent.



Phyllis Shiller, Laboratory Director
July 20, 2020
Reviewed and Released by: Phyllis Shiller, Laboratory Director

Environmental Laboratories, Inc.
587 East Middle Turnpike, P.O.Box 370, Manchester, CT 06045
Tel. (860) 645-1102 Fax (860) 645-0823

Analysis Report

July 20, 2020

FOR: Attn: Lynn Willey
Tighe & Bond
213 Court St, Suite 1100
Middletown, CT 06457

Sample Information		Custody Information		Date	Time
Matrix:	SOIL	Collected by:		07/01/20	10:55
Location Code:	TIGHE-EVER	Received by:	SW	07/01/20	16:15
Rush Request:	72 Hour	Analyzed by:	see "By" below		
P.O.#:	10948703				

Laboratory Data

SDG ID: GCG26236
Phoenix ID: CG26244

Project ID: ROCKVILLE MGP EVERSOURCE
Client ID: SB-78 (3-4 FT)

Parameter	Result	RL/ PQL	Units	Dilution	Date/Time	By	Reference
Percent Solid	91		%		07/01/20	HB	SW846-%Solid
Soil Extraction for SVOA PAH	Completed				07/01/20	RR/AE	SW3546
SPLP Extraction for Volatiles	Completed				07/01/20	VT	SW1312
Volatiles							
1,1,1,2-Tetrachloroethane	ND	7.9	ug/Kg	1	07/02/20	JLI	SW8260C
1,1,1-Trichloroethane	ND	7.9	ug/Kg	1	07/02/20	JLI	SW8260C
1,1,2,2-Tetrachloroethane	ND	4.7	ug/Kg	1	07/02/20	JLI	SW8260C
1,1,2-Trichloroethane	ND	7.9	ug/Kg	1	07/02/20	JLI	SW8260C
1,1-Dichloroethane	ND	7.9	ug/Kg	1	07/02/20	JLI	SW8260C
1,1-Dichloroethene	ND	7.9	ug/Kg	1	07/02/20	JLI	SW8260C
1,1-Dichloropropene	ND	7.9	ug/Kg	1	07/02/20	JLI	SW8260C
1,2,3-Trichlorobenzene	ND	7.9	ug/Kg	1	07/02/20	JLI	SW8260C
1,2,3-Trichloropropane	ND	7.9	ug/Kg	1	07/02/20	JLI	SW8260C
1,2,4-Trichlorobenzene	ND	7.9	ug/Kg	1	07/02/20	JLI	SW8260C
1,2,4-Trimethylbenzene	ND	7.9	ug/Kg	1	07/02/20	JLI	SW8260C
1,2-Dibromo-3-chloropropane	ND	7.9	ug/Kg	1	07/02/20	JLI	SW8260C
1,2-Dibromoethane	ND	7.0	ug/Kg	1	07/02/20	JLI	SW8260C
1,2-Dichlorobenzene	ND	7.9	ug/Kg	1	07/02/20	JLI	SW8260C
1,2-Dichloroethane	ND	7.9	ug/Kg	1	07/02/20	JLI	SW8260C
1,2-Dichloropropane	ND	7.9	ug/Kg	1	07/02/20	JLI	SW8260C
1,3,5-Trimethylbenzene	ND	7.9	ug/Kg	1	07/02/20	JLI	SW8260C
1,3-Dichlorobenzene	ND	7.9	ug/Kg	1	07/02/20	JLI	SW8260C
1,3-Dichloropropane	ND	7.9	ug/Kg	1	07/02/20	JLI	SW8260C
1,4-Dichlorobenzene	ND	7.9	ug/Kg	1	07/02/20	JLI	SW8260C
2,2-Dichloropropane	ND	7.9	ug/Kg	1	07/02/20	JLI	SW8260C
2-Chlorotoluene	ND	7.9	ug/Kg	1	07/02/20	JLI	SW8260C
2-Hexanone	ND	39	ug/Kg	1	07/02/20	JLI	SW8260C

Ver 2

Project ID: ROCKVILLE MGP EVERSOURCE
Client ID: SB-78 (3-4 FT)

Phoenix I.D.: CG26244

Parameter	Result	RL/ PQL	Units	Dilution	Date/Time	By	
2-Isopropyltoluene	ND	7.9	ug/Kg	1	07/02/20	JLI	SW8260C
4-Chlorotoluene	ND	7.9	ug/Kg	1	07/02/20	JLI	SW8260C
4-Methyl-2-pentanone	ND	39	ug/Kg	1	07/02/20	JLI	SW8260C
Acetone	ND	390	ug/Kg	1	07/02/20	JLI	SW8260C
Acrylonitrile	ND	7.9	ug/Kg	1	07/02/20	JLI	SW8260C
Benzene	ND	7.9	ug/Kg	1	07/02/20	JLI	SW8260C
Bromobenzene	ND	7.9	ug/Kg	1	07/02/20	JLI	SW8260C
Bromochloromethane	ND	7.9	ug/Kg	1	07/02/20	JLI	SW8260C
Bromodichloromethane	ND	7.9	ug/Kg	1	07/02/20	JLI	SW8260C
Bromoform	ND	7.9	ug/Kg	1	07/02/20	JLI	SW8260C
Bromomethane	ND	7.9	ug/Kg	1	07/02/20	JLI	SW8260C
Carbon Disulfide	ND	7.9	ug/Kg	1	07/02/20	JLI	SW8260C
Carbon tetrachloride	ND	7.9	ug/Kg	1	07/02/20	JLI	SW8260C
Chlorobenzene	ND	7.9	ug/Kg	1	07/02/20	JLI	SW8260C
Chloroethane	ND	7.9	ug/Kg	1	07/02/20	JLI	SW8260C
Chloroform	ND	7.9	ug/Kg	1	07/02/20	JLI	SW8260C
Chloromethane	ND	7.9	ug/Kg	1	07/02/20	JLI	SW8260C
cis-1,2-Dichloroethene	ND	7.9	ug/Kg	1	07/02/20	JLI	SW8260C
cis-1,3-Dichloropropene	ND	7.9	ug/Kg	1	07/02/20	JLI	SW8260C
Dibromochloromethane	ND	4.7	ug/Kg	1	07/02/20	JLI	SW8260C
Dibromomethane	ND	7.9	ug/Kg	1	07/02/20	JLI	SW8260C
Dichlorodifluoromethane	ND	7.9	ug/Kg	1	07/02/20	JLI	SW8260C
Ethylbenzene	ND	7.9	ug/Kg	1	07/02/20	JLI	SW8260C
Hexachlorobutadiene	ND	7.9	ug/Kg	1	07/02/20	JLI	SW8260C
Isopropylbenzene	ND	7.9	ug/Kg	1	07/02/20	JLI	SW8260C
m&p-Xylene	ND	7.9	ug/Kg	1	07/02/20	JLI	SW8260C
Methyl Ethyl Ketone	ND	47	ug/Kg	1	07/02/20	JLI	SW8260C
Methyl t-butyl ether (MTBE)	ND	16	ug/Kg	1	07/02/20	JLI	SW8260C
Methylene chloride	ND	16	ug/Kg	1	07/02/20	JLI	SW8260C
Naphthalene	1100	470	ug/Kg	50	07/05/20	JLI	SW8260C
n-Butylbenzene	ND	7.9	ug/Kg	1	07/02/20	JLI	SW8260C
n-Propylbenzene	ND	7.9	ug/Kg	1	07/02/20	JLI	SW8260C
o-Xylene	ND	7.9	ug/Kg	1	07/02/20	JLI	SW8260C
p-Isopropyltoluene	ND	7.9	ug/Kg	1	07/02/20	JLI	SW8260C
sec-Butylbenzene	ND	7.9	ug/Kg	1	07/02/20	JLI	SW8260C
Styrene	ND	7.9	ug/Kg	1	07/02/20	JLI	SW8260C
tert-Butylbenzene	ND	7.9	ug/Kg	1	07/02/20	JLI	SW8260C
Tetrachloroethene	310	280	ug/Kg	50	07/05/20	JLI	SW8260C
Tetrahydrofuran (THF)	ND	16	ug/Kg	1	07/02/20	JLI	SW8260C
Toluene	ND	7.9	ug/Kg	1	07/02/20	JLI	SW8260C
Total Xylenes	ND	7.9	ug/Kg	1	07/02/20	JLI	SW8260C
trans-1,2-Dichloroethene	ND	7.9	ug/Kg	1	07/02/20	JLI	SW8260C
trans-1,3-Dichloropropene	ND	7.9	ug/Kg	1	07/02/20	JLI	SW8260C
trans-1,4-dichloro-2-butene	ND	16	ug/Kg	1	07/02/20	JLI	SW8260C
Trichloroethene	ND	7.9	ug/Kg	1	07/02/20	JLI	SW8260C
Trichlorofluoromethane	ND	7.9	ug/Kg	1	07/02/20	JLI	SW8260C
Trichlorotrifluoroethane	ND	16	ug/Kg	1	07/02/20	JLI	SW8260C
Vinyl chloride	ND	7.9	ug/Kg	1	07/02/20	JLI	SW8260C

QA/QC Surrogates

Project ID: ROCKVILLE MGP EVERSOURCE
Client ID: SB-78 (3-4 FT)
Phoenix I.D.: CG26244

Parameter	Result	RL/ PQL	Units	Dilution	Date/Time	By	
% 1,2-dichlorobenzene-d4	101		%	1	07/02/20	JLI	70 - 130 %
% Bromofluorobenzene	96		%	1	07/02/20	JLI	70 - 130 %
% Dibromofluoromethane	92		%	1	07/02/20	JLI	70 - 130 %
% Toluene-d8	101		%	1	07/02/20	JLI	70 - 130 %
% 1,2-dichlorobenzene-d4 (50x)	99		%	50	07/05/20	JLI	70 - 130 %
% Bromofluorobenzene (50x)	97		%	50	07/05/20	JLI	70 - 130 %
% Dibromofluoromethane (50x)	104		%	50	07/05/20	JLI	70 - 130 %
% Toluene-d8 (50x)	98		%	50	07/05/20	JLI	70 - 130 %
SPLP Benzene	ND	1.0	ug/L	1	07/06/20	HM	SW8260C
Polynuclear Aromatic HC							
2-Methylnaphthalene	1000	250	ug/Kg	1	07/02/20	WB	SW8270D
Acenaphthene	610	250	ug/Kg	1	07/02/20	WB	SW8270D
Acenaphthylene	4700	250	ug/Kg	1	07/02/20	WB	SW8270D
Anthracene	13000	2500	ug/Kg	10	07/02/20	WB	SW8270D
Benz(a)anthracene	32000	2500	ug/Kg	10	07/02/20	WB	SW8270D
Benzo(a)pyrene	30000	2500	ug/Kg	10	07/02/20	WB	SW8270D
Benzo(b)fluoranthene	20000	2500	ug/Kg	10	07/02/20	WB	SW8270D
Benzo(ghi)perylene	15000	2500	ug/Kg	10	07/02/20	WB	SW8270D
Benzo(k)fluoranthene	21000	2500	ug/Kg	10	07/02/20	WB	SW8270D
Chrysene	28000	2500	ug/Kg	10	07/02/20	WB	SW8270D
Dibenz(a,h)anthracene	5900	250	ug/Kg	1	07/02/20	WB	SW8270D
Fluoranthene	52000	2500	ug/Kg	10	07/02/20	WB	SW8270D
Fluorene	4000	250	ug/Kg	1	07/02/20	WB	SW8270D
Indeno(1,2,3-cd)pyrene	16000	2500	ug/Kg	10	07/02/20	WB	SW8270D
Naphthalene	2000	250	ug/Kg	1	07/02/20	WB	SW8270D
Phenanthrene	39000	2500	ug/Kg	10	07/02/20	WB	SW8270D
Pyrene	49000	2500	ug/Kg	10	07/02/20	WB	SW8270D
QA/QC Surrogates							
% 2-Fluorobiphenyl	82		%	1	07/02/20	WB	30 - 130 %
% Nitrobenzene-d5	54		%	1	07/02/20	WB	30 - 130 %
% Terphenyl-d14	63		%	1	07/02/20	WB	30 - 130 %
% 2-Fluorobiphenyl (10x)	Diluted Out		%	10	07/02/20	WB	30 - 130 %
% Nitrobenzene-d5 (10x)	Diluted Out		%	10	07/02/20	WB	30 - 130 %
% Terphenyl-d14 (10x)	Diluted Out		%	10	07/02/20	WB	30 - 130 %
Field Extraction	Completed				07/01/20		SW5035A

Project ID: ROCKVILLE MGP EVERSOURCE
Client ID: SB-78 (3-4 FT)
Phoenix I.D.: CG26244

Parameter	Result	RL/ PQL	Units	Dilution	Date/Time	By

RL/PQL=Reporting/Practical Quantitation Level ND=Not Detected BRL=Below Reporting Level
QA/QC Surrogates: Surrogates are compounds (preceeded with a %) added by the lab to determine analysis efficiency. Surrogate results(%) listed in the report are not "detected" compounds.

Comments:

SPLP Volatile comment:
Methylene chloride and 1,2-Dibromoethane are not included in the SPLP list.
1,2-Dibromo-3-chloropropane does not meet GA criteria for the SPLP 8260 extraction, this compound is analyzed by GC/ECD to achieve this criteria.

All soils, solids and sludges are reported on a dry weight basis unless otherwise noted in the sample comments.

If you are the client above and have any questions concerning this testing, please do not hesitate to contact Phoenix Client Services at ext.200.
The contents of this report cannot be discussed with anyone other than the client listed above without their written consent.

Phyllis Shiller, Laboratory Director
July 20, 2020
Reviewed and Released by: Phyllis Shiller, Laboratory Director

Environmental Laboratories, Inc.
587 East Middle Turnpike, P.O.Box 370, Manchester, CT 06045
Tel. (860) 645-1102 Fax (860) 645-0823

Analysis Report

July 20, 2020

FOR: Attn: Lynn Willey
Tighe & Bond
213 Court St, Suite 1100
Middletown, CT 06457

Sample Information		Custody Information		Date	Time
Matrix:	SOIL	Collected by:		07/01/20	11:00
Location Code:	TIGHE-EVER	Received by:	SW	07/01/20	16:15
Rush Request:	72 Hour	Analyzed by:	see "By" below		
P.O.#:	10948703				

Laboratory Data

SDG ID: GCG26236
Phoenix ID: CG26245

Project ID: ROCKVILLE MGP EVERSOURCE
Client ID: SB-78 (5-6 FT)

Parameter	Result	RL/ PQL	Units	Dilution	Date/Time	By	Reference
Percent Solid	82		%		07/01/20	HB	SW846-%Solid
Soil Extraction for SVOA PAH	Completed				07/01/20	RR/AE	SW3546
Volatiles							
1,1,1,2-Tetrachloroethane	ND	10	ug/Kg	1	07/02/20	JLI	SW8260C
1,1,1-Trichloroethane	ND	10	ug/Kg	1	07/02/20	JLI	SW8260C
1,1,2,2-Tetrachloroethane	ND	6.0	ug/Kg	1	07/02/20	JLI	SW8260C
1,1,2-Trichloroethane	ND	10	ug/Kg	1	07/02/20	JLI	SW8260C
1,1-Dichloroethane	ND	10	ug/Kg	1	07/02/20	JLI	SW8260C
1,1-Dichloroethene	ND	10	ug/Kg	1	07/02/20	JLI	SW8260C
1,1-Dichloropropene	ND	10	ug/Kg	1	07/02/20	JLI	SW8260C
1,2,3-Trichlorobenzene	ND	10	ug/Kg	1	07/02/20	JLI	SW8260C
1,2,3-Trichloropropane	ND	10	ug/Kg	1	07/02/20	JLI	SW8260C
1,2,4-Trichlorobenzene	ND	10	ug/Kg	1	07/02/20	JLI	SW8260C
1,2,4-Trimethylbenzene	ND	10	ug/Kg	1	07/02/20	JLI	SW8260C
1,2-Dibromo-3-chloropropane	ND	10	ug/Kg	1	07/02/20	JLI	SW8260C
1,2-Dibromoethane	ND	7.0	ug/Kg	1	07/02/20	JLI	SW8260C
1,2-Dichlorobenzene	ND	10	ug/Kg	1	07/02/20	JLI	SW8260C
1,2-Dichloroethane	ND	10	ug/Kg	1	07/02/20	JLI	SW8260C
1,2-Dichloropropane	ND	10	ug/Kg	1	07/02/20	JLI	SW8260C
1,3,5-Trimethylbenzene	ND	10	ug/Kg	1	07/02/20	JLI	SW8260C
1,3-Dichlorobenzene	ND	10	ug/Kg	1	07/02/20	JLI	SW8260C
1,3-Dichloropropane	ND	10	ug/Kg	1	07/02/20	JLI	SW8260C
1,4-Dichlorobenzene	ND	10	ug/Kg	1	07/02/20	JLI	SW8260C
2,2-Dichloropropane	ND	10	ug/Kg	1	07/02/20	JLI	SW8260C
2-Chlorotoluene	ND	10	ug/Kg	1	07/02/20	JLI	SW8260C
2-Hexanone	ND	50	ug/Kg	1	07/02/20	JLI	SW8260C
2-Isopropyltoluene	ND	10	ug/Kg	1	07/02/20	JLI	SW8260C

Project ID: ROCKVILLE MGP EVERSOURCE
Client ID: SB-78 (5-6 FT)

Phoenix I.D.: CG26245

Parameter	Result	RL/ PQL	Units	Dilution	Date/Time	By	
4-Chlorotoluene	ND	10	ug/Kg	1	07/02/20	JLI	SW8260C
4-Methyl-2-pentanone	ND	50	ug/Kg	1	07/02/20	JLI	SW8260C
Acetone	ND	500	ug/Kg	1	07/02/20	JLI	SW8260C
Acrylonitrile	ND	10	ug/Kg	1	07/02/20	JLI	SW8260C
Benzene	ND	10	ug/Kg	1	07/02/20	JLI	SW8260C
Bromobenzene	ND	10	ug/Kg	1	07/02/20	JLI	SW8260C
Bromochloromethane	ND	10	ug/Kg	1	07/02/20	JLI	SW8260C
Bromodichloromethane	ND	10	ug/Kg	1	07/02/20	JLI	SW8260C
Bromoform	ND	10	ug/Kg	1	07/02/20	JLI	SW8260C
Bromomethane	ND	10	ug/Kg	1	07/02/20	JLI	SW8260C
Carbon Disulfide	ND	10	ug/Kg	1	07/02/20	JLI	SW8260C
Carbon tetrachloride	ND	10	ug/Kg	1	07/02/20	JLI	SW8260C
Chlorobenzene	ND	10	ug/Kg	1	07/02/20	JLI	SW8260C
Chloroethane	ND	10	ug/Kg	1	07/02/20	JLI	SW8260C
Chloroform	ND	10	ug/Kg	1	07/02/20	JLI	SW8260C
Chloromethane	ND	10	ug/Kg	1	07/02/20	JLI	SW8260C
cis-1,2-Dichloroethene	ND	10	ug/Kg	1	07/02/20	JLI	SW8260C
cis-1,3-Dichloropropene	ND	10	ug/Kg	1	07/02/20	JLI	SW8260C
Dibromochloromethane	ND	6.0	ug/Kg	1	07/02/20	JLI	SW8260C
Dibromomethane	ND	10	ug/Kg	1	07/02/20	JLI	SW8260C
Dichlorodifluoromethane	ND	10	ug/Kg	1	07/02/20	JLI	SW8260C
Ethylbenzene	ND	10	ug/Kg	1	07/02/20	JLI	SW8260C
Hexachlorobutadiene	ND	10	ug/Kg	1	07/02/20	JLI	SW8260C
Isopropylbenzene	ND	10	ug/Kg	1	07/02/20	JLI	SW8260C
m&p-Xylene	ND	10	ug/Kg	1	07/02/20	JLI	SW8260C
Methyl Ethyl Ketone	ND	60	ug/Kg	1	07/02/20	JLI	SW8260C
Methyl t-butyl ether (MTBE)	ND	20	ug/Kg	1	07/02/20	JLI	SW8260C
Methylene chloride	ND	20	ug/Kg	1	07/02/20	JLI	SW8260C
Naphthalene	240	10	ug/Kg	1	07/02/20	JLI	SW8260C
n-Butylbenzene	ND	10	ug/Kg	1	07/02/20	JLI	SW8260C
n-Propylbenzene	ND	10	ug/Kg	1	07/02/20	JLI	SW8260C
o-Xylene	ND	10	ug/Kg	1	07/02/20	JLI	SW8260C
p-Isopropyltoluene	ND	10	ug/Kg	1	07/02/20	JLI	SW8260C
sec-Butylbenzene	ND	10	ug/Kg	1	07/02/20	JLI	SW8260C
Styrene	ND	10	ug/Kg	1	07/02/20	JLI	SW8260C
tert-Butylbenzene	ND	10	ug/Kg	1	07/02/20	JLI	SW8260C
Tetrachloroethene	220	200	ug/Kg	50	07/05/20	JLI	SW8260C
Tetrahydrofuran (THF)	ND	20	ug/Kg	1	07/02/20	JLI	SW8260C
Toluene	ND	10	ug/Kg	1	07/02/20	JLI	SW8260C
Total Xylenes	ND	10	ug/Kg	1	07/02/20	JLI	SW8260C
trans-1,2-Dichloroethene	ND	10	ug/Kg	1	07/02/20	JLI	SW8260C
trans-1,3-Dichloropropene	ND	10	ug/Kg	1	07/02/20	JLI	SW8260C
trans-1,4-dichloro-2-butene	ND	20	ug/Kg	1	07/02/20	JLI	SW8260C
Trichloroethene	ND	10	ug/Kg	1	07/02/20	JLI	SW8260C
Trichlorofluoromethane	ND	10	ug/Kg	1	07/02/20	JLI	SW8260C
Trichlorotrifluoroethane	ND	20	ug/Kg	1	07/02/20	JLI	SW8260C
Vinyl chloride	ND	10	ug/Kg	1	07/02/20	JLI	SW8260C
QA/QC Surrogates							
% 1,2-dichlorobenzene-d4	100		%	1	07/02/20	JLI	70 - 130 %

Ver 2

Project ID: ROCKVILLE MGP EVERSOURCE
Client ID: SB-78 (5-6 FT)
Phoenix I.D.: CG26245

Parameter	Result	RL/ PQL	Units	Dilution	Date/Time	By	
% Bromofluorobenzene	93		%	1	07/02/20	JLI	70 - 130 %
% Dibromofluoromethane	88		%	1	07/02/20	JLI	70 - 130 %
% Toluene-d8	101		%	1	07/02/20	JLI	70 - 130 %
% 1,2-dichlorobenzene-d4 (50x)	97		%	50	07/05/20	JLI	70 - 130 %
% Bromofluorobenzene (50x)	97		%	50	07/05/20	JLI	70 - 130 %
% Dibromofluoromethane (50x)	101		%	50	07/05/20	JLI	70 - 130 %
% Toluene-d8 (50x)	97		%	50	07/05/20	JLI	70 - 130 %
Polynuclear Aromatic HC							
2-Methylnaphthalene	290	280	ug/Kg	1	07/02/20	AW	SW8270D
Acenaphthene	ND	280	ug/Kg	1	07/02/20	AW	SW8270D
Acenaphthylene	600	280	ug/Kg	1	07/02/20	AW	SW8270D
Anthracene	870	280	ug/Kg	1	07/02/20	AW	SW8270D
Benz(a)anthracene	3900	280	ug/Kg	1	07/02/20	AW	SW8270D
Benzo(a)pyrene	4500	2800	ug/Kg	10	07/06/20	AW	SW8270D
Benzo(b)fluoranthene	6900	280	ug/Kg	1	07/02/20	AW	SW8270D
Benzo(ghi)perylene	4600	280	ug/Kg	1	07/02/20	AW	SW8270D
Benzo(k)fluoranthene	5100	280	ug/Kg	1	07/02/20	AW	SW8270D
Chrysene	4000	280	ug/Kg	1	07/02/20	AW	SW8270D
Dibenz(a,h)anthracene	1700	280	ug/Kg	1	07/02/20	AW	SW8270D
Fluoranthene	2600	280	ug/Kg	1	07/02/20	AW	SW8270D
Fluorene	280	280	ug/Kg	1	07/02/20	AW	SW8270D
Indeno(1,2,3-cd)pyrene	4600	280	ug/Kg	1	07/02/20	AW	SW8270D
Naphthalene	490	280	ug/Kg	1	07/02/20	AW	SW8270D
Phenanthrene	2600	280	ug/Kg	1	07/02/20	AW	SW8270D
Pyrene	2700	280	ug/Kg	1	07/02/20	AW	SW8270D
QA/QC Surrogates							
% 2-Fluorobiphenyl	77		%	1	07/02/20	AW	30 - 130 %
% Nitrobenzene-d5	52		%	1	07/02/20	AW	30 - 130 %
% Terphenyl-d14	53		%	1	07/02/20	AW	30 - 130 %
% 2-Fluorobiphenyl (10x)	Diluted Out		%	10	07/06/20	AW	30 - 130 %
% Nitrobenzene-d5 (10x)	Diluted Out		%	10	07/06/20	AW	30 - 130 %
% Terphenyl-d14 (10x)	Diluted Out		%	10	07/06/20	AW	30 - 130 %
Field Extraction	Completed				07/01/20		SW5035A

Project ID: ROCKVILLE MGP EVERSOURCE
Client ID: SB-78 (5-6 FT)

Phoenix I.D.: CG26245

Parameter	Result	RL/ PQL	Units	Dilution	Date/Time	By

RL/PQL=Reporting/Practical Quantitation Level ND=Not Detected BRL=Below Reporting Level
QA/QC Surrogates: Surrogates are compounds (preceeded with a %) added by the lab to determine analysis efficiency. Surrogate results(%) listed in the report are not "detected" compounds.

Comments:

All soils, solids and sludges are reported on a dry weight basis unless otherwise noted in the sample comments.

If you are the client above and have any questions concerning this testing, please do not hesitate to contact Phoenix Client Services at ext.200.
The contents of this report cannot be discussed with anyone other than the client listed above without their written consent.

Phyllis Shiller, Laboratory Director
July 20, 2020
Reviewed and Released by: Phyllis Shiller, Laboratory Director

Environmental Laboratories, Inc.
587 East Middle Turnpike, P.O.Box 370, Manchester, CT 06045
Tel. (860) 645-1102 Fax (860) 645-0823

Analysis Report

July 20, 2020

FOR: Attn: Lynn Willey
Tighe & Bond
213 Court St, Suite 1100
Middletown, CT 06457

Sample Information		Custody Information		Date	Time
Matrix:	SOIL	Collected by:		07/01/20	10:15
Location Code:	TIGHE-EVER	Received by:	SW	07/01/20	16:15
Rush Request:	72 Hour	Analyzed by:	see "By" below		
P.O.#:	10948703				

Laboratory Data

SDG ID: GCG26236
Phoenix ID: CG26246

Project ID: ROCKVILLE MGP EVERSOURCE
Client ID: SB-79 (0-1 FT)

Parameter	Result	RL/ PQL	Units	Dilution	Date/Time	By	Reference
Percent Solid	97		%		07/01/20	HB	SW846-%Solid
Soil Extraction for Pesticide	Completed				07/01/20	BK/EE	SW3545A
Soil Extraction for SVOA PAH	Completed				07/01/20	RR/AE	SW3546
Soil Extraction for Herbicide	Completed				07/01/20	J/D	SW3550C
Chlorinated Herbicides							
2,4,5-T	ND	86	ug/Kg	10	07/02/20	JRB	SW8151A
2,4,5-TP (Silvex)	ND	86	ug/Kg	10	07/02/20	JRB	SW8151A
2,4-D	ND	170	ug/Kg	10	07/02/20	JRB	SW8151A
2,4-DB	ND	1700	ug/Kg	10	07/02/20	JRB	SW8151A
Dalapon	ND	86	ug/Kg	10	07/02/20	JRB	SW8151A
Dicamba	ND	86	ug/Kg	10	07/02/20	JRB	SW8151A
Dichloroprop	ND	170	ug/Kg	10	07/02/20	JRB	SW8151A
Dinoseb	ND	170	ug/Kg	10	07/02/20	JRB	SW8151A
QA/QC Surrogates							
% DCAA	51		%	10	07/02/20	JRB	30 - 150 %
% DCAA (Confirmation)	52		%	10	07/02/20	JRB	30 - 150 %
Pesticides							
4,4' -DDD	ND	6.7	ug/Kg	2	07/06/20	CG	SW8081B
4,4' -DDE	ND	6.7	ug/Kg	2	07/06/20	CG	SW8081B
4,4' -DDT	ND	6.7	ug/Kg	2	07/06/20	CG	SW8081B
a-BHC	ND	6.7	ug/Kg	2	07/06/20	CG	SW8081B
Alachlor	ND	6.7	ug/Kg	2	07/06/20	CG	SW8081B
Aldrin	ND	3.4	ug/Kg	2	07/06/20	CG	SW8081B
b-BHC	ND	6.7	ug/Kg	2	07/06/20	CG	SW8081B
Chlordane	ND	34	ug/Kg	2	07/06/20	CG	SW8081B
d-BHC	ND	6.7	ug/Kg	2	07/06/20	CG	SW8081B

Project ID: ROCKVILLE MGP EVERSOURCE
Client ID: SB-79 (0-1 FT)
Phoenix I.D.: CG26246

Parameter	Result	RL/ PQL	Units	Dilution	Date/Time	By	
Dieldrin	ND	3.4	ug/Kg	2	07/06/20	CG	SW8081B
Endosulfan I	ND	6.7	ug/Kg	2	07/06/20	CG	SW8081B
Endosulfan II	ND	6.7	ug/Kg	2	07/06/20	CG	SW8081B
Endosulfan sulfate	ND	6.7	ug/Kg	2	07/06/20	CG	SW8081B
Endrin	ND	6.7	ug/Kg	2	07/06/20	CG	SW8081B
Endrin aldehyde	ND	6.7	ug/Kg	2	07/06/20	CG	SW8081B
Endrin ketone	ND	6.7	ug/Kg	2	07/06/20	CG	SW8081B
g-BHC	ND	1.3	ug/Kg	2	07/06/20	CG	SW8081B
Heptachlor	ND	6.7	ug/Kg	2	07/06/20	CG	SW8081B
Heptachlor epoxide	ND	6.7	ug/Kg	2	07/06/20	CG	SW8081B
Methoxychlor	ND	34	ug/Kg	2	07/06/20	CG	SW8081B
Toxaphene	ND	130	ug/Kg	2	07/06/20	CG	SW8081B
QA/QC Surrogates							
% DCBP	66		%	2	07/06/20	CG	30 - 150 %
% DCBP (Confirmation)	65		%	2	07/06/20	CG	30 - 150 %
% TCMX	59		%	2	07/06/20	CG	30 - 150 %
% TCMX (Confirmation)	53		%	2	07/06/20	CG	30 - 150 %
Polynuclear Aromatic HC							
2-Methylnaphthalene	ND	230	ug/Kg	1	07/02/20	WB	SW8270D
Acenaphthene	ND	230	ug/Kg	1	07/02/20	WB	SW8270D
Acenaphthylene	1400	230	ug/Kg	1	07/02/20	WB	SW8270D
Anthracene	600	230	ug/Kg	1	07/02/20	WB	SW8270D
Benz(a)anthracene	1700	230	ug/Kg	1	07/02/20	WB	SW8270D
Benzo(a)pyrene	3300	230	ug/Kg	1	07/02/20	WB	SW8270D
Benzo(b)fluoranthene	2400	230	ug/Kg	1	07/02/20	WB	SW8270D
Benzo(ghi)perylene	2400	230	ug/Kg	1	07/02/20	WB	SW8270D
Benzo(k)fluoranthene	2300	230	ug/Kg	1	07/02/20	WB	SW8270D
Chrysene	2100	230	ug/Kg	1	07/02/20	WB	SW8270D
Dibenz(a,h)anthracene	820	230	ug/Kg	1	07/02/20	WB	SW8270D
Fluoranthene	1200	230	ug/Kg	1	07/02/20	WB	SW8270D
Fluorene	260	230	ug/Kg	1	07/02/20	WB	SW8270D
Indeno(1,2,3-cd)pyrene	2300	230	ug/Kg	1	07/02/20	WB	SW8270D
Naphthalene	ND	230	ug/Kg	1	07/02/20	WB	SW8270D
Phenanthrene	960	230	ug/Kg	1	07/02/20	WB	SW8270D
Pyrene	2400	230	ug/Kg	1	07/02/20	WB	SW8270D
QA/QC Surrogates							
% 2-Fluorobiphenyl	75		%	1	07/02/20	WB	30 - 130 %
% Nitrobenzene-d5	51		%	1	07/02/20	WB	30 - 130 %
% Terphenyl-d14	56		%	1	07/02/20	WB	30 - 130 %

Project ID: ROCKVILLE MGP EVERSOURCE
Client ID: SB-79 (0-1 FT)
Phoenix I.D.: CG26246

Parameter	Result	RL/ PQL	Units	Dilution	Date/Time	By

RL/PQL=Reporting/Practical Quantitation Level ND=Not Detected BRL=Below Reporting Level
QA/QC Surrogates: Surrogates are compounds (preceeded with a %) added by the lab to determine analysis efficiency. Surrogate results(%) listed in the report are not "detected" compounds.

Comments:

All soils, solids and sludges are reported on a dry weight basis unless otherwise noted in the sample comments.

If you are the client above and have any questions concerning this testing, please do not hesitate to contact Phoenix Client Services at ext.200.
The contents of this report cannot be discussed with anyone other than the client listed above without their written consent.

Phyllis Shiller, Laboratory Director
July 20, 2020
Reviewed and Released by: Phyllis Shiller, Laboratory Director

Environmental Laboratories, Inc.
587 East Middle Turnpike, P.O.Box 370, Manchester, CT 06045
Tel. (860) 645-1102 Fax (860) 645-0823

Analysis Report

July 20, 2020

FOR: Attn: Lynn Willey
Tighe & Bond
213 Court St, Suite 1100
Middletown, CT 06457

Sample Information		Custody Information		Date	Time
Matrix:	SOIL	Collected by:		07/01/20	10:20
Location Code:	TIGHE-EVER	Received by:	SW	07/01/20	16:15
Rush Request:	72 Hour	Analyzed by:	see "By" below		
P.O.#:	10948703				

Laboratory Data

SDG ID: GCG26236
Phoenix ID: CG26247

Project ID: ROCKVILLE MGP EVERSOURCE
Client ID: SB-79 (1-2 FT)

Parameter	Result	RL/ PQL	Units	Dilution	Date/Time	By	Reference
Percent Solid	89		%		07/01/20	HB	SW846-%Solid
Extraction of CT ETPH	Completed				07/15/20	GG/MA	SW3545A
Soil Extraction for SVOA PAH	Completed				07/01/20	RR/AE	SW3546
SPLP Extraction for Volatiles	Completed				07/13/20	JS	SW1312
TPH by GC (Extractable Products)							
Ext. Petroleum H.C. (C9-C36)	270	56	mg/Kg	1	07/16/20	JRB	CTETPH 8015D
Identification	**		mg/Kg	1	07/16/20	JRB	CTETPH 8015D
QA/QC Surrogates							
% n-Pentacosane	64		%	1	07/16/20	JRB	50 - 150 %
Volatiles							
1,1,1,2-Tetrachloroethane	ND	6.5	ug/Kg	1	07/02/20	JLI	SW8260C
1,1,1-Trichloroethane	ND	6.5	ug/Kg	1	07/02/20	JLI	SW8260C
1,1,2,2-Tetrachloroethane	ND	3.9	ug/Kg	1	07/02/20	JLI	SW8260C
1,1,2-Trichloroethane	ND	6.5	ug/Kg	1	07/02/20	JLI	SW8260C
1,1-Dichloroethane	ND	6.5	ug/Kg	1	07/02/20	JLI	SW8260C
1,1-Dichloroethene	ND	6.5	ug/Kg	1	07/02/20	JLI	SW8260C
1,1-Dichloropropene	ND	6.5	ug/Kg	1	07/02/20	JLI	SW8260C
1,2,3-Trichlorobenzene	ND	1000	ug/Kg	100	07/05/20	JLI	SW8260C
1,2,3-Trichloropropane	ND	1000	ug/Kg	100	07/05/20	JLI	SW8260C
1,2,4-Trichlorobenzene	ND	1000	ug/Kg	100	07/05/20	JLI	SW8260C
1,2,4-Trimethylbenzene	ND	1000	ug/Kg	100	07/05/20	JLI	SW8260C
1,2-Dibromo-3-chloropropane	ND	6.5	ug/Kg	1	07/02/20	JLI	SW8260C
1,2-Dibromoethane	ND	6.5	ug/Kg	1	07/02/20	JLI	SW8260C
1,2-Dichlorobenzene	ND	1000	ug/Kg	100	07/05/20	JLI	SW8260C
1,2-Dichloroethane	ND	6.5	ug/Kg	1	07/02/20	JLI	SW8260C
1,2-Dichloropropane	ND	6.5	ug/Kg	1	07/02/20	JLI	SW8260C

Ver 2

Project ID: ROCKVILLE MGP EVERSOURCE
Client ID: SB-79 (1-2 FT)

Phoenix I.D.: CG26247

Parameter	Result	RL/ PQL	Units	Dilution	Date/Time	By	
1,3,5-Trimethylbenzene	ND	1000	ug/Kg	100	07/05/20	JLI	SW8260C
1,3-Dichlorobenzene	ND	1000	ug/Kg	100	07/05/20	JLI	SW8260C
1,3-Dichloropropane	ND	6.5	ug/Kg	1	07/02/20	JLI	SW8260C
1,4-Dichlorobenzene	ND	1000	ug/Kg	100	07/05/20	JLI	SW8260C
2,2-Dichloropropane	ND	6.5	ug/Kg	1	07/02/20	JLI	SW8260C
2-Chlorotoluene	ND	1000	ug/Kg	100	07/05/20	JLI	SW8260C
2-Hexanone	ND	32	ug/Kg	1	07/02/20	JLI	SW8260C
2-Isopropyltoluene	ND	1000	ug/Kg	100	07/05/20	JLI	SW8260C
4-Chlorotoluene	ND	1000	ug/Kg	100	07/05/20	JLI	SW8260C
4-Methyl-2-pentanone	ND	32	ug/Kg	1	07/02/20	JLI	SW8260C
Acetone	ND	320	ug/Kg	1	07/02/20	JLI	SW8260C
Acrylonitrile	ND	6.5	ug/Kg	1	07/02/20	JLI	SW8260C
Benzene	510	420	ug/Kg	100	07/05/20	JLI	SW8260C
Bromobenzene	ND	1000	ug/Kg	100	07/05/20	JLI	SW8260C
Bromochloromethane	ND	6.5	ug/Kg	1	07/02/20	JLI	SW8260C
Bromodichloromethane	ND	6.5	ug/Kg	1	07/02/20	JLI	SW8260C
Bromoform	ND	6.5	ug/Kg	1	07/02/20	JLI	SW8260C
Bromomethane	ND	6.5	ug/Kg	1	07/02/20	JLI	SW8260C
Carbon Disulfide	ND	6.5	ug/Kg	1	07/02/20	JLI	SW8260C
Carbon tetrachloride	ND	6.5	ug/Kg	1	07/02/20	JLI	SW8260C
Chlorobenzene	ND	6.5	ug/Kg	1	07/02/20	JLI	SW8260C
Chloroethane	ND	6.5	ug/Kg	1	07/02/20	JLI	SW8260C
Chloroform	ND	6.5	ug/Kg	1	07/02/20	JLI	SW8260C
Chloromethane	ND	6.5	ug/Kg	1	07/02/20	JLI	SW8260C
cis-1,2-Dichloroethene	ND	6.5	ug/Kg	1	07/02/20	JLI	SW8260C
cis-1,3-Dichloropropene	ND	6.5	ug/Kg	1	07/02/20	JLI	SW8260C
Dibromochloromethane	ND	3.9	ug/Kg	1	07/02/20	JLI	SW8260C
Dibromomethane	ND	6.5	ug/Kg	1	07/02/20	JLI	SW8260C
Dichlorodifluoromethane	ND	6.5	ug/Kg	1	07/02/20	JLI	SW8260C
Ethylbenzene	ND	6.5	ug/Kg	1	07/02/20	JLI	SW8260C
Hexachlorobutadiene	ND	1000	ug/Kg	100	07/05/20	JLI	SW8260C
Isopropylbenzene	ND	1000	ug/Kg	100	07/05/20	JLI	SW8260C
m&p-Xylene	ND	6.5	ug/Kg	1	07/02/20	JLI	SW8260C
Methyl Ethyl Ketone	ND	39	ug/Kg	1	07/02/20	JLI	SW8260C
Methyl t-butyl ether (MTBE)	ND	13	ug/Kg	1	07/02/20	JLI	SW8260C
Methylene chloride	ND	13	ug/Kg	1	07/02/20	JLI	SW8260C
Naphthalene	420	420	ug/Kg	100	07/05/20	JLI	SW8260C
n-Butylbenzene	ND	1000	ug/Kg	100	07/05/20	JLI	SW8260C
n-Propylbenzene	ND	1000	ug/Kg	100	07/05/20	JLI	SW8260C
o-Xylene	ND	6.5	ug/Kg	1	07/02/20	JLI	SW8260C
p-Isopropyltoluene	ND	1000	ug/Kg	100	07/05/20	JLI	SW8260C
sec-Butylbenzene	ND	1000	ug/Kg	100	07/05/20	JLI	SW8260C
Styrene	ND	6.5	ug/Kg	1	07/02/20	JLI	SW8260C
tert-Butylbenzene	ND	1000	ug/Kg	100	07/05/20	JLI	SW8260C
Tetrachloroethene	26000	1000	ug/Kg	100	07/05/20	JLI	SW8260C
Tetrahydrofuran (THF)	ND	13	ug/Kg	1	07/02/20	JLI	SW8260C
Toluene	760	620	ug/Kg	100	07/05/20	JLI	SW8260C
Total Xylenes	ND	6.5	ug/Kg	1	07/02/20	JLI	SW8260C
trans-1,2-Dichloroethene	ND	6.5	ug/Kg	1	07/02/20	JLI	SW8260C

Project ID: ROCKVILLE MGP EVERSOURCE
Client ID: SB-79 (1-2 FT)
Phoenix I.D.: CG26247

Parameter	Result	RL/ PQL	Units	Dilution	Date/Time	By	
trans-1,3-Dichloropropene	ND	6.5	ug/Kg	1	07/02/20	JLI	SW8260C
trans-1,4-dichloro-2-butene	ND	2100	ug/Kg	100	07/05/20	JLI	SW8260C
Trichloroethene	ND	6.5	ug/Kg	1	07/02/20	JLI	SW8260C
Trichlorofluoromethane	ND	6.5	ug/Kg	1	07/02/20	JLI	SW8260C
Trichlorotrifluoroethane	ND	13	ug/Kg	1	07/02/20	JLI	SW8260C
Vinyl chloride	ND	6.5	ug/Kg	1	07/02/20	JLI	SW8260C
QA/QC Surrogates							
% 1,2-dichlorobenzene-d4	113		%	1	07/02/20	JLI	70 - 130 %
% Bromofluorobenzene	83		%	1	07/02/20	JLI	70 - 130 %
% Dibromofluoromethane	93		%	1	07/02/20	JLI	70 - 130 %
% Toluene-d8	98		%	1	07/02/20	JLI	70 - 130 %
% 1,2-dichlorobenzene-d4 (100x)	97		%	100	07/05/20	JLI	70 - 130 %
% Bromofluorobenzene (100x)	98		%	100	07/05/20	JLI	70 - 130 %
% Dibromofluoromethane (100x)	100		%	100	07/05/20	JLI	70 - 130 %
% Toluene-d8 (100x)	97		%	100	07/05/20	JLI	70 - 130 %
SPLP Volatiles (GA criteria)							
1,1,1,2-Tetrachloroethane	ND	1.0	ug/L	1	07/14/20	HM	SW8260C
1,1,1-Trichloroethane	ND	1.0	ug/L	1	07/14/20	HM	SW8260C
1,1,2,2-Tetrachloroethane	ND	0.50	ug/L	1	07/14/20	HM	SW8260C
1,1,2-Trichloroethane	ND	1.0	ug/L	1	07/14/20	HM	SW8260C
1,1-Dichloroethane	ND	1.0	ug/L	1	07/14/20	HM	SW8260C
1,1-Dichloroethene	ND	1.0	ug/L	1	07/14/20	HM	SW8260C
1,1-Dichloropropene	ND	1.0	ug/L	1	07/14/20	HM	SW8260C
1,2,3-Trichlorobenzene	ND	1.0	ug/L	1	07/14/20	HM	SW8260C
1,2,3-Trichloropropane	ND	1.0	ug/L	1	07/14/20	HM	SW8260C
1,2,4-Trichlorobenzene	ND	1.0	ug/L	1	07/14/20	HM	SW8260C
1,2,4-Trimethylbenzene	ND	1.0	ug/L	1	07/14/20	HM	SW8260C
1,2-Dibromo-3-chloropropane	ND	1.0	ug/L	1	07/14/20	HM	SW8260C
1,2-Dichlorobenzene	ND	1.0	ug/L	1	07/14/20	HM	SW8260C
1,2-Dichloroethane	ND	1.0	ug/L	1	07/14/20	HM	SW8260C
1,2-Dichloropropane	ND	1.0	ug/L	1	07/14/20	HM	SW8260C
1,3,5-Trimethylbenzene	ND	1.0	ug/L	1	07/14/20	HM	SW8260C
1,3-Dichlorobenzene	ND	1.0	ug/L	1	07/14/20	HM	SW8260C
1,3-Dichloropropane	ND	1.0	ug/L	1	07/14/20	HM	SW8260C
1,4-Dichlorobenzene	ND	1.0	ug/L	1	07/14/20	HM	SW8260C
2,2-Dichloropropane	ND	1.0	ug/L	1	07/14/20	HM	SW8260C
2-Chlorotoluene	ND	1.0	ug/L	1	07/14/20	HM	SW8260C
2-Hexanone	ND	5.0	ug/L	1	07/14/20	HM	SW8260C
2-Isopropyltoluene	ND	1.0	ug/L	1	07/14/20	HM	SW8260C
4-Chlorotoluene	ND	1.0	ug/L	1	07/14/20	HM	SW8260C
4-Methyl-2-pentanone	ND	5.0	ug/L	1	07/14/20	HM	SW8260C
Acetone	ND	50	ug/L	1	07/14/20	HM	SW8260C
Acrylonitrile	ND	5.0	ug/L	1	07/14/20	HM	SW8260C
Benzene	ND	1.0	ug/L	1	07/14/20	HM	SW8260C
Bromobenzene	ND	1.0	ug/L	1	07/14/20	HM	SW8260C
Bromochloromethane	ND	1.0	ug/L	1	07/14/20	HM	SW8260C
Bromodichloromethane	ND	0.50	ug/L	1	07/14/20	HM	SW8260C
Bromoform	ND	1.0	ug/L	1	07/14/20	HM	SW8260C
Bromomethane	ND	1.0	ug/L	1	07/14/20	HM	SW8260C

Ver 2

Project ID: ROCKVILLE MGP EVERSOURCE
Client ID: SB-79 (1-2 FT)

Phoenix I.D.: CG26247

Parameter	Result	RL/ PQL	Units	Dilution	Date/Time	By	
Carbon Disulfide	ND	5.0	ug/L	1	07/14/20	HM	SW8260C
Carbon tetrachloride	ND	1.0	ug/L	1	07/14/20	HM	SW8260C
Chlorobenzene	ND	1.0	ug/L	1	07/14/20	HM	SW8260C
Chloroethane	ND	1.0	ug/L	1	07/14/20	HM	SW8260C
Chloroform	ND	1.0	ug/L	1	07/14/20	HM	SW8260C
Chloromethane	ND	1.0	ug/L	1	07/14/20	HM	SW8260C
cis-1,2-Dichloroethene	ND	1.0	ug/L	1	07/14/20	HM	SW8260C
cis-1,3-Dichloropropene	ND	0.40	ug/L	1	07/14/20	HM	SW8260C
Dibromochloromethane	ND	0.50	ug/L	1	07/14/20	HM	SW8260C
Dibromomethane	ND	1.0	ug/L	1	07/14/20	HM	SW8260C
Dichlorodifluoromethane	ND	1.0	ug/L	1	07/14/20	HM	SW8260C
Ethylbenzene	ND	1.0	ug/L	1	07/14/20	HM	SW8260C
Hexachlorobutadiene	ND	0.40	ug/L	1	07/14/20	HM	SW8260C
Isopropylbenzene	ND	1.0	ug/L	1	07/14/20	HM	SW8260C
m&p-Xylene	ND	1.0	ug/L	1	07/14/20	HM	SW8260C
Methyl ethyl ketone	ND	5.0	ug/L	1	07/14/20	HM	SW8260C
Methyl t-butyl ether (MTBE)	ND	1.0	ug/L	1	07/14/20	HM	SW8260C
Naphthalene	ND	1.0	ug/L	1	07/14/20	HM	SW8260C
n-Butylbenzene	ND	1.0	ug/L	1	07/14/20	HM	SW8260C
n-Propylbenzene	ND	1.0	ug/L	1	07/14/20	HM	SW8260C
o-Xylene	ND	1.0	ug/L	1	07/14/20	HM	SW8260C
p-Isopropyltoluene	ND	1.0	ug/L	1	07/14/20	HM	SW8260C
sec-Butylbenzene	ND	1.0	ug/L	1	07/14/20	HM	SW8260C
Styrene	ND	1.0	ug/L	1	07/14/20	HM	SW8260C
tert-Butylbenzene	ND	1.0	ug/L	1	07/14/20	HM	SW8260C
Tetrachloroethene	6.4	1.0	ug/L	1	07/14/20	HM	SW8260C
Tetrahydrofuran (THF)	ND	5.0	ug/L	1	07/14/20	HM	SW8260C
Toluene	ND	1.0	ug/L	1	07/14/20	HM	SW8260C
Total Xylenes	ND	1.0	ug/L	1	07/14/20	HM	SW8260C
trans-1,2-Dichloroethene	ND	1.0	ug/L	1	07/14/20	HM	SW8260C
trans-1,3-Dichloropropene	ND	0.40	ug/L	1	07/14/20	HM	SW8260C
trans-1,4-dichloro-2-butene	ND	5.0	ug/L	1	07/14/20	HM	SW8260C
Trichloroethene	ND	1.0	ug/L	1	07/14/20	HM	SW8260C
Trichlorofluoromethane	ND	1.0	ug/L	1	07/14/20	HM	SW8260C
Trichlorotrifluoroethane	ND	1.0	ug/L	1	07/14/20	HM	SW8260C
Vinyl chloride	ND	1.0	ug/L	1	07/14/20	HM	SW8260C
QA/QC Surrogates							
% 1,2-dichlorobenzene-d4	102		%	1	07/14/20	HM	70 - 130 %
% Bromofluorobenzene	91		%	1	07/14/20	HM	70 - 130 %
% Dibromofluoromethane	107		%	1	07/14/20	HM	70 - 130 %
% Toluene-d8	98		%	1	07/14/20	HM	70 - 130 %
Polynuclear Aromatic HC							
2-Methylnaphthalene	2500	260	ug/Kg	1	07/02/20	WB	SW8270D
Acenaphthene	ND	260	ug/Kg	1	07/02/20	WB	SW8270D
Acenaphthylene	1600	260	ug/Kg	1	07/02/20	WB	SW8270D
Anthracene	620	260	ug/Kg	1	07/02/20	WB	SW8270D
Benz(a)anthracene	970	260	ug/Kg	1	07/02/20	WB	SW8270D
Benzo(a)pyrene	2200	260	ug/Kg	1	07/02/20	WB	SW8270D
Benzo(b)fluoranthene	1300	260	ug/Kg	1	07/02/20	WB	SW8270D

Ver 2

Project ID: ROCKVILLE MGP EVERSOURCE
Client ID: SB-79 (1-2 FT)

Phoenix I.D.: CG26247

Parameter	Result	RL/ PQL	Units	Dilution	Date/Time	By	
Benzo(ghi)perylene	2200	260	ug/Kg	1	07/02/20	WB	SW8270D
Benzo(k)fluoranthene	1300	260	ug/Kg	1	07/02/20	WB	SW8270D
Chrysene	1300	260	ug/Kg	1	07/02/20	WB	SW8270D
Dibenz(a,h)anthracene	800	260	ug/Kg	1	07/02/20	WB	SW8270D
Fluoranthene	760	260	ug/Kg	1	07/02/20	WB	SW8270D
Fluorene	430	260	ug/Kg	1	07/02/20	WB	SW8270D
Indeno(1,2,3-cd)pyrene	2200	260	ug/Kg	1	07/02/20	WB	SW8270D
Naphthalene	2700	260	ug/Kg	1	07/02/20	WB	SW8270D
Phenanthrene	1200	260	ug/Kg	1	07/02/20	WB	SW8270D
Pyrene	1400	260	ug/Kg	1	07/02/20	WB	SW8270D
QA/QC Surrogates							
% 2-Fluorobiphenyl	71		%	1	07/02/20	WB	30 - 130 %
% Nitrobenzene-d5	47		%	1	07/02/20	WB	30 - 130 %
% Terphenyl-d14	49		%	1	07/02/20	WB	30 - 130 %
Field Extraction	Completed				07/01/20		SW5035A

RL/PQL=Reporting/Practical Quantitation Level ND=Not Detected BRL=Below Reporting Level
QA/QC Surrogates: Surrogates are compounds (preceeded with a %) added by the lab to determine analysis efficiency. Surrogate results(%) listed in the report are not "detected" compounds.

Comments:

Volatile Comment:
There was a suppression of the last internal standard in the low level analysis, all affected compounds are reported from the methanol preserved high level analysis which did not exhibit this interference.

SPLP Volatile comment:
Methylene chloride and 1,2-Dibromoethane are not included in the SPLP list.
1,2-Dibromo-3-chloropropane does not meet GA criteria for the SPLP 8260 extraction, this compound is analyzed by GC/ECD to achieve this criteria.

TPH Comment:
**Petroleum hydrocarbon chromatogram contains a multicomponent hydrocarbon distribution in the range of C12 to C36. The sample was quantitated against a C9-C36 alkane hydrocarbon standard.

All soils, solids and sludges are reported on a dry weight basis unless otherwise noted in the sample comments.

If you are the client above and have any questions concerning this testing, please do not hesitate to contact Phoenix Client Services at ext.200.
The contents of this report cannot be discussed with anyone other than the client listed above without their written consent.



Phyllis Shiller, Laboratory Director
July 20, 2020
Reviewed and Released by: Phyllis Shiller, Laboratory Director

Environmental Laboratories, Inc.
587 East Middle Turnpike, P.O.Box 370, Manchester, CT 06045
Tel. (860) 645-1102 Fax (860) 645-0823

Analysis Report

July 20, 2020

FOR: Attn: Lynn Willey
Tighe & Bond
213 Court St, Suite 1100
Middletown, CT 06457

Sample Information		Custody Information		Date	Time
Matrix:	SOIL	Collected by:		07/01/20	10:25
Location Code:	TIGHE-EVER	Received by:	SW	07/01/20	16:15
Rush Request:	72 Hour	Analyzed by:	see "By" below		
P.O.#:	10948703				

Laboratory Data

SDG ID: GCG26236
Phoenix ID: CG26248

Project ID: ROCKVILLE MGP EVERSOURCE
Client ID: SB-79 (3-4 FT)

Parameter	Result	RL/ PQL	Units	Dilution	Date/Time	By	Reference
Percent Solid	84		%		07/01/20	HB	SW846-%Solid
Soil Extraction for SVOA PAH	Completed				07/01/20	RR/AE	SW3546
SPLP Extraction for Volatiles	Completed				07/01/20	SB	SW1312
Volatiles							
1,1,1,2-Tetrachloroethane	ND	10	ug/Kg	1	07/02/20	JLI	SW8260C
1,1,1-Trichloroethane	ND	10	ug/Kg	1	07/02/20	JLI	SW8260C
1,1,2,2-Tetrachloroethane	ND	6.2	ug/Kg	1	07/02/20	JLI	SW8260C
1,1,2-Trichloroethane	ND	10	ug/Kg	1	07/02/20	JLI	SW8260C
1,1-Dichloroethane	ND	10	ug/Kg	1	07/02/20	JLI	SW8260C
1,1-Dichloroethene	ND	10	ug/Kg	1	07/02/20	JLI	SW8260C
1,1-Dichloropropene	ND	10	ug/Kg	1	07/02/20	JLI	SW8260C
1,2,3-Trichlorobenzene	ND	600	ug/Kg	50	07/02/20	JLI	SW8260C
1,2,3-Trichloropropane	ND	600	ug/Kg	50	07/02/20	JLI	SW8260C
1,2,4-Trichlorobenzene	ND	600	ug/Kg	50	07/02/20	JLI	SW8260C
1,2,4-Trimethylbenzene	ND	600	ug/Kg	50	07/02/20	JLI	SW8260C
1,2-Dibromo-3-chloropropane	ND	10	ug/Kg	1	07/02/20	JLI	SW8260C
1,2-Dibromoethane	ND	7.0	ug/Kg	1	07/02/20	JLI	SW8260C
1,2-Dichlorobenzene	ND	600	ug/Kg	50	07/02/20	JLI	SW8260C
1,2-Dichloroethane	ND	10	ug/Kg	1	07/02/20	JLI	SW8260C
1,2-Dichloropropane	ND	10	ug/Kg	1	07/02/20	JLI	SW8260C
1,3,5-Trimethylbenzene	ND	600	ug/Kg	50	07/02/20	JLI	SW8260C
1,3-Dichlorobenzene	ND	600	ug/Kg	50	07/02/20	JLI	SW8260C
1,3-Dichloropropane	ND	10	ug/Kg	1	07/02/20	JLI	SW8260C
1,4-Dichlorobenzene	ND	600	ug/Kg	50	07/02/20	JLI	SW8260C
2,2-Dichloropropane	ND	10	ug/Kg	1	07/02/20	JLI	SW8260C
2-Chlorotoluene	ND	600	ug/Kg	50	07/02/20	JLI	SW8260C
2-Hexanone	ND	51	ug/Kg	1	07/02/20	JLI	SW8260C

Ver 2

Project ID: ROCKVILLE MGP EVERSOURCE
Client ID: SB-79 (3-4 FT)

Phoenix I.D.: CG26248

Parameter	Result	RL/ PQL	Units	Dilution	Date/Time	By	
2-Isopropyltoluene	ND	600	ug/Kg	50	07/02/20	JLI	SW8260C
4-Chlorotoluene	ND	600	ug/Kg	50	07/02/20	JLI	SW8260C
4-Methyl-2-pentanone	ND	51	ug/Kg	1	07/02/20	JLI	SW8260C
Acetone	ND	510	ug/Kg	1	07/02/20	JLI	SW8260C
Acrylonitrile	ND	10	ug/Kg	1	07/02/20	JLI	SW8260C
Benzene	ND	10	ug/Kg	1	07/02/20	JLI	SW8260C
Bromobenzene	ND	600	ug/Kg	50	07/02/20	JLI	SW8260C
Bromochloromethane	ND	10	ug/Kg	1	07/02/20	JLI	SW8260C
Bromodichloromethane	ND	10	ug/Kg	1	07/02/20	JLI	SW8260C
Bromoform	ND	10	ug/Kg	1	07/02/20	JLI	SW8260C
Bromomethane	ND	10	ug/Kg	1	07/02/20	JLI	SW8260C
Carbon Disulfide	ND	10	ug/Kg	1	07/02/20	JLI	SW8260C
Carbon tetrachloride	ND	10	ug/Kg	1	07/02/20	JLI	SW8260C
Chlorobenzene	ND	10	ug/Kg	1	07/02/20	JLI	SW8260C
Chloroethane	ND	10	ug/Kg	1	07/02/20	JLI	SW8260C
Chloroform	ND	10	ug/Kg	1	07/02/20	JLI	SW8260C
Chloromethane	ND	10	ug/Kg	1	07/02/20	JLI	SW8260C
cis-1,2-Dichloroethene	ND	10	ug/Kg	1	07/02/20	JLI	SW8260C
cis-1,3-Dichloropropene	ND	10	ug/Kg	1	07/02/20	JLI	SW8260C
Dibromochloromethane	ND	6.2	ug/Kg	1	07/02/20	JLI	SW8260C
Dibromomethane	ND	10	ug/Kg	1	07/02/20	JLI	SW8260C
Dichlorodifluoromethane	ND	10	ug/Kg	1	07/02/20	JLI	SW8260C
Ethylbenzene	ND	10	ug/Kg	1	07/02/20	JLI	SW8260C
Hexachlorobutadiene	ND	600	ug/Kg	50	07/02/20	JLI	SW8260C
Isopropylbenzene	ND	600	ug/Kg	50	07/02/20	JLI	SW8260C
m&p-Xylene	ND	10	ug/Kg	1	07/02/20	JLI	SW8260C
Methyl Ethyl Ketone	ND	62	ug/Kg	1	07/02/20	JLI	SW8260C
Methyl t-butyl ether (MTBE)	ND	21	ug/Kg	1	07/02/20	JLI	SW8260C
Methylene chloride	ND	21	ug/Kg	1	07/02/20	JLI	SW8260C
Naphthalene	ND	600	ug/Kg	50	07/02/20	JLI	SW8260C
n-Butylbenzene	ND	600	ug/Kg	50	07/02/20	JLI	SW8260C
n-Propylbenzene	ND	600	ug/Kg	50	07/02/20	JLI	SW8260C
o-Xylene	ND	10	ug/Kg	1	07/02/20	JLI	SW8260C
p-Isopropyltoluene	ND	600	ug/Kg	50	07/02/20	JLI	SW8260C
sec-Butylbenzene	ND	600	ug/Kg	50	07/02/20	JLI	SW8260C
Styrene	ND	10	ug/Kg	1	07/02/20	JLI	SW8260C
tert-Butylbenzene	ND	600	ug/Kg	50	07/02/20	JLI	SW8260C
Tetrachloroethene	2000	600	ug/Kg	50	07/02/20	JLI	SW8260C
Tetrahydrofuran (THF)	ND	21	ug/Kg	1	07/02/20	JLI	SW8260C
Toluene	ND	10	ug/Kg	1	07/02/20	JLI	SW8260C
Total Xylenes	ND	10	ug/Kg	1	07/02/20	JLI	SW8260C
trans-1,2-Dichloroethene	ND	10	ug/Kg	1	07/02/20	JLI	SW8260C
trans-1,3-Dichloropropene	ND	10	ug/Kg	1	07/02/20	JLI	SW8260C
trans-1,4-dichloro-2-butene	ND	1200	ug/Kg	50	07/02/20	JLI	SW8260C
Trichloroethene	ND	10	ug/Kg	1	07/02/20	JLI	SW8260C
Trichlorofluoromethane	ND	10	ug/Kg	1	07/02/20	JLI	SW8260C
Trichlorotrifluoroethane	ND	21	ug/Kg	1	07/02/20	JLI	SW8260C
Vinyl chloride	ND	10	ug/Kg	1	07/02/20	JLI	SW8260C

QA/QC Surrogates

Project ID: ROCKVILLE MGP EVERSOURCE
Client ID: SB-79 (3-4 FT)
Phoenix I.D.: CG26248

Parameter	Result	RL/ PQL	Units	Dilution	Date/Time	By	
% 1,2-dichlorobenzene-d4	97		%	1	07/02/20	JLI	70 - 130 %
% Bromofluorobenzene	91		%	1	07/02/20	JLI	70 - 130 %
% Dibromofluoromethane	96		%	1	07/02/20	JLI	70 - 130 %
% Toluene-d8	98		%	1	07/02/20	JLI	70 - 130 %
% 1,2-dichlorobenzene-d4 (50x)	100		%	50	07/02/20	JLI	70 - 130 %
% Bromofluorobenzene (50x)	99		%	50	07/02/20	JLI	70 - 130 %
% Dibromofluoromethane (50x)	91		%	50	07/02/20	JLI	70 - 130 %
% Toluene-d8 (50x)	101		%	50	07/02/20	JLI	70 - 130 %
SPLP Volatiles (GA criteria)							
1,1,1,2-Tetrachloroethane	ND	1.0	ug/L	1	07/06/20	MH	SW8260C
1,1,1-Trichloroethane	ND	1.0	ug/L	1	07/06/20	MH	SW8260C
1,1,2,2-Tetrachloroethane	ND	0.50	ug/L	1	07/06/20	MH	SW8260C
1,1,2-Trichloroethane	ND	1.0	ug/L	1	07/06/20	MH	SW8260C
1,1-Dichloroethane	ND	1.0	ug/L	1	07/06/20	MH	SW8260C
1,1-Dichloroethene	ND	1.0	ug/L	1	07/06/20	MH	SW8260C
1,1-Dichloropropene	ND	1.0	ug/L	1	07/06/20	MH	SW8260C
1,2,3-Trichlorobenzene	ND	1.0	ug/L	1	07/06/20	MH	SW8260C
1,2,3-Trichloropropane	ND	1.0	ug/L	1	07/06/20	MH	SW8260C
1,2,4-Trichlorobenzene	ND	1.0	ug/L	1	07/06/20	MH	SW8260C
1,2,4-Trimethylbenzene	ND	1.0	ug/L	1	07/06/20	MH	SW8260C
1,2-Dibromo-3-chloropropane	ND	1.0	ug/L	1	07/06/20	MH	SW8260C
1,2-Dichlorobenzene	ND	1.0	ug/L	1	07/06/20	MH	SW8260C
1,2-Dichloroethane	ND	1.0	ug/L	1	07/06/20	MH	SW8260C
1,2-Dichloropropane	ND	1.0	ug/L	1	07/06/20	MH	SW8260C
1,3,5-Trimethylbenzene	ND	1.0	ug/L	1	07/06/20	MH	SW8260C
1,3-Dichlorobenzene	ND	1.0	ug/L	1	07/06/20	MH	SW8260C
1,3-Dichloropropane	ND	1.0	ug/L	1	07/06/20	MH	SW8260C
1,4-Dichlorobenzene	ND	1.0	ug/L	1	07/06/20	MH	SW8260C
2,2-Dichloropropane	ND	1.0	ug/L	1	07/06/20	MH	SW8260C
2-Chlorotoluene	ND	1.0	ug/L	1	07/06/20	MH	SW8260C
2-Hexanone	ND	5.0	ug/L	1	07/06/20	MH	SW8260C
2-Isopropyltoluene	ND	1.0	ug/L	1	07/06/20	MH	SW8260C
4-Chlorotoluene	ND	1.0	ug/L	1	07/06/20	MH	SW8260C
4-Methyl-2-pentanone	ND	5.0	ug/L	1	07/06/20	MH	SW8260C
Acetone	ND	50	ug/L	1	07/06/20	MH	SW8260C
Acrylonitrile	ND	5.0	ug/L	1	07/06/20	MH	SW8260C
Benzene	ND	1.0	ug/L	1	07/06/20	MH	SW8260C
Bromobenzene	ND	1.0	ug/L	1	07/06/20	MH	SW8260C
Bromochloromethane	ND	1.0	ug/L	1	07/06/20	MH	SW8260C
Bromodichloromethane	ND	0.50	ug/L	1	07/06/20	MH	SW8260C
Bromoform	ND	1.0	ug/L	1	07/06/20	MH	SW8260C
Bromomethane	ND	1.0	ug/L	1	07/06/20	MH	SW8260C
Carbon Disulfide	ND	5.0	ug/L	1	07/06/20	MH	SW8260C
Carbon tetrachloride	ND	1.0	ug/L	1	07/06/20	MH	SW8260C
Chlorobenzene	ND	1.0	ug/L	1	07/06/20	MH	SW8260C
Chloroethane	ND	1.0	ug/L	1	07/06/20	MH	SW8260C
Chloroform	ND	1.0	ug/L	1	07/06/20	MH	SW8260C
Chloromethane	ND	1.0	ug/L	1	07/06/20	MH	SW8260C
cis-1,2-Dichloroethene	ND	1.0	ug/L	1	07/06/20	MH	SW8260C

Ver 2

Project ID: ROCKVILLE MGP EVERSOURCE
Client ID: SB-79 (3-4 FT)

Phoenix I.D.: CG26248

Parameter	Result	RL/ PQL	Units	Dilution	Date/Time	By	
cis-1,3-Dichloropropene	ND	0.40	ug/L	1	07/06/20	MH	SW8260C
Dibromochloromethane	ND	0.50	ug/L	1	07/06/20	MH	SW8260C
Dibromomethane	ND	1.0	ug/L	1	07/06/20	MH	SW8260C
Dichlorodifluoromethane	ND	1.0	ug/L	1	07/06/20	MH	SW8260C
Ethylbenzene	ND	1.0	ug/L	1	07/06/20	MH	SW8260C
Hexachlorobutadiene	ND	0.40	ug/L	1	07/06/20	MH	SW8260C
Isopropylbenzene	ND	1.0	ug/L	1	07/06/20	MH	SW8260C
m&p-Xylene	ND	1.0	ug/L	1	07/06/20	MH	SW8260C
Methyl ethyl ketone	ND	5.0	ug/L	1	07/06/20	MH	SW8260C
Methyl t-butyl ether (MTBE)	ND	1.0	ug/L	1	07/06/20	MH	SW8260C
Naphthalene	ND	1.0	ug/L	1	07/06/20	MH	SW8260C
n-Butylbenzene	ND	1.0	ug/L	1	07/06/20	MH	SW8260C
n-Propylbenzene	ND	1.0	ug/L	1	07/06/20	MH	SW8260C
o-Xylene	ND	1.0	ug/L	1	07/06/20	MH	SW8260C
p-Isopropyltoluene	ND	1.0	ug/L	1	07/06/20	MH	SW8260C
sec-Butylbenzene	ND	1.0	ug/L	1	07/06/20	MH	SW8260C
Styrene	ND	1.0	ug/L	1	07/06/20	MH	SW8260C
tert-Butylbenzene	ND	1.0	ug/L	1	07/06/20	MH	SW8260C
Tetrachloroethene	6.7	1.0	ug/L	1	07/06/20	MH	SW8260C
Tetrahydrofuran (THF)	ND	5.0	ug/L	1	07/06/20	MH	SW8260C
Toluene	ND	1.0	ug/L	1	07/06/20	MH	SW8260C
Total Xylenes	ND	1.0	ug/L	1	07/06/20	MH	SW8260C
trans-1,2-Dichloroethene	ND	1.0	ug/L	1	07/06/20	MH	SW8260C
trans-1,3-Dichloropropene	ND	0.40	ug/L	1	07/06/20	MH	SW8260C
trans-1,4-dichloro-2-butene	ND	5.0	ug/L	1	07/06/20	MH	SW8260C
Trichloroethene	ND	1.0	ug/L	1	07/06/20	MH	SW8260C
Trichlorofluoromethane	ND	1.0	ug/L	1	07/06/20	MH	SW8260C
Trichlorotrifluoroethane	ND	1.0	ug/L	1	07/06/20	MH	SW8260C
Vinyl chloride	ND	1.0	ug/L	1	07/06/20	MH	SW8260C
QA/QC Surrogates							
% 1,2-dichlorobenzene-d4	96		%	1	07/06/20	MH	70 - 130 %
% Bromofluorobenzene	100		%	1	07/06/20	MH	70 - 130 %
% Dibromofluoromethane	97		%	1	07/06/20	MH	70 - 130 %
% Toluene-d8	99		%	1	07/06/20	MH	70 - 130 %
Polynuclear Aromatic HC							
2-Methylnaphthalene	1300	270	ug/Kg	1	07/02/20	WB	SW8270D
Acenaphthene	ND	270	ug/Kg	1	07/02/20	WB	SW8270D
Acenaphthylene	2200	270	ug/Kg	1	07/02/20	WB	SW8270D
Anthracene	750	270	ug/Kg	1	07/02/20	WB	SW8270D
Benz(a)anthracene	680	270	ug/Kg	1	07/02/20	WB	SW8270D
Benzo(a)pyrene	1100	270	ug/Kg	1	07/02/20	WB	SW8270D
Benzo(b)fluoranthene	1300	270	ug/Kg	1	07/02/20	WB	SW8270D
Benzo(ghi)perylene	2200	270	ug/Kg	1	07/02/20	WB	SW8270D
Benzo(k)fluoranthene	870	270	ug/Kg	1	07/02/20	WB	SW8270D
Chrysene	1400	270	ug/Kg	1	07/02/20	WB	SW8270D
Dibenz(a,h)anthracene	670	270	ug/Kg	1	07/02/20	WB	SW8270D
Fluoranthene	840	270	ug/Kg	1	07/02/20	WB	SW8270D
Fluorene	420	270	ug/Kg	1	07/02/20	WB	SW8270D
Indeno(1,2,3-cd)pyrene	2000	270	ug/Kg	1	07/02/20	WB	SW8270D

Ver 2

Project ID: ROCKVILLE MGP EVERSOURCE
Client ID: SB-79 (3-4 FT)

Phoenix I.D.: CG26248

Parameter	Result	RL/ PQL	Units	Dilution	Date/Time	By	
Naphthalene	990	270	ug/Kg	1	07/02/20	WB	SW8270D
Phenanthrene	900	270	ug/Kg	1	07/02/20	WB	SW8270D
Pyrene	1500	270	ug/Kg	1	07/02/20	WB	SW8270D
QA/QC Surrogates							
% 2-Fluorobiphenyl	67		%	1	07/02/20	WB	30 - 130 %
% Nitrobenzene-d5	50		%	1	07/02/20	WB	30 - 130 %
% Terphenyl-d14	67		%	1	07/02/20	WB	30 - 130 %
Field Extraction	Completed				07/01/20		SW5035A

RL/PQL=Reporting/Practical Quantitation Level ND=Not Detected BRL=Below Reporting Level
QA/QC Surrogates: Surrogates are compounds (preceeded with a %) added by the lab to determine analysis efficiency. Surrogate results(%) listed in the report are not "detected" compounds.

Comments:

SPLP Volatile comment:
Methylene chloride and 1,2-Dibromoethane are not included in the SPLP list.
1,2-Dibromo-3-chloropropane does not meet GA criteria for the SPLP 8260 extraction, this compound is analyzed by GC/ECD to achieve this criteria.

Volatile Comment:
There was a suppression of the last internal standard in the low level analysis, all affected compounds are reported from the methanol preserved high level analysis which did not exhibit this interference.

All soils, solids and sludges are reported on a dry weight basis unless otherwise noted in the sample comments.

If you are the client above and have any questions concerning this testing, please do not hesitate to contact Phoenix Client Services at ext.200.
The contents of this report cannot be discussed with anyone other than the client listed above without their written consent.



Phyllis Shiller, Laboratory Director
July 20, 2020
Reviewed and Released by: Phyllis Shiller, Laboratory Director

Environmental Laboratories, Inc.
587 East Middle Turnpike, P.O.Box 370, Manchester, CT 06045
Tel. (860) 645-1102 Fax (860) 645-0823

Analysis Report

July 20, 2020

FOR: Attn: Lynn Willey
Tighe & Bond
213 Court St, Suite 1100
Middletown, CT 06457

Sample Information		Custody Information		Date	Time
Matrix:	SOIL	Collected by:		07/01/20	10:35
Location Code:	TIGHE-EVER	Received by:	SW	07/01/20	16:15
Rush Request:	72 Hour	Analyzed by:	see "By" below		
P.O.#:	10948703				

Laboratory Data

SDG ID: GCG26236
Phoenix ID: CG26249

Project ID: ROCKVILLE MGP EVERSOURCE
Client ID: SB-79 (5-6 FT)

Parameter	Result	RL/ PQL	Units	Dilution	Date/Time	By	Reference
Percent Solid	78		%		07/01/20	HB	SW846-%Solid
Soil Extraction for SVOA PAH	Completed				07/01/20	RR/AE	SW3546
SPLP Extraction for Volatiles	Completed				07/01/20	SB	SW1312
Volatiles							
1,1,1,2-Tetrachloroethane	ND	10	ug/Kg	1	07/02/20	JLI	SW8260C
1,1,1-Trichloroethane	ND	10	ug/Kg	1	07/02/20	JLI	SW8260C
1,1,2,2-Tetrachloroethane	ND	6.0	ug/Kg	1	07/02/20	JLI	SW8260C
1,1,2-Trichloroethane	ND	10	ug/Kg	1	07/02/20	JLI	SW8260C
1,1-Dichloroethane	ND	10	ug/Kg	1	07/02/20	JLI	SW8260C
1,1-Dichloroethene	ND	10	ug/Kg	1	07/02/20	JLI	SW8260C
1,1-Dichloropropene	ND	10	ug/Kg	1	07/02/20	JLI	SW8260C
1,2,3-Trichlorobenzene	ND	10	ug/Kg	1	07/02/20	JLI	SW8260C
1,2,3-Trichloropropane	ND	10	ug/Kg	1	07/02/20	JLI	SW8260C
1,2,4-Trichlorobenzene	ND	10	ug/Kg	1	07/02/20	JLI	SW8260C
1,2,4-Trimethylbenzene	ND	10	ug/Kg	1	07/02/20	JLI	SW8260C
1,2-Dibromo-3-chloropropane	ND	10	ug/Kg	1	07/02/20	JLI	SW8260C
1,2-Dibromoethane	ND	7.0	ug/Kg	1	07/02/20	JLI	SW8260C
1,2-Dichlorobenzene	ND	10	ug/Kg	1	07/02/20	JLI	SW8260C
1,2-Dichloroethane	ND	10	ug/Kg	1	07/02/20	JLI	SW8260C
1,2-Dichloropropane	ND	10	ug/Kg	1	07/02/20	JLI	SW8260C
1,3,5-Trimethylbenzene	ND	10	ug/Kg	1	07/02/20	JLI	SW8260C
1,3-Dichlorobenzene	ND	10	ug/Kg	1	07/02/20	JLI	SW8260C
1,3-Dichloropropane	ND	10	ug/Kg	1	07/02/20	JLI	SW8260C
1,4-Dichlorobenzene	ND	10	ug/Kg	1	07/02/20	JLI	SW8260C
2,2-Dichloropropane	ND	10	ug/Kg	1	07/02/20	JLI	SW8260C
2-Chlorotoluene	ND	10	ug/Kg	1	07/02/20	JLI	SW8260C
2-Hexanone	ND	50	ug/Kg	1	07/02/20	JLI	SW8260C

Ver 2

Project ID: ROCKVILLE MGP EVERSOURCE
Client ID: SB-79 (5-6 FT)

Phoenix I.D.: CG26249

Parameter	Result	RL/ PQL	Units	Dilution	Date/Time	By	
2-Isopropyltoluene	ND	10	ug/Kg	1	07/02/20	JLI	SW8260C
4-Chlorotoluene	ND	10	ug/Kg	1	07/02/20	JLI	SW8260C
4-Methyl-2-pentanone	ND	50	ug/Kg	1	07/02/20	JLI	SW8260C
Acetone	ND	500	ug/Kg	1	07/02/20	JLI	SW8260C
Acrylonitrile	ND	10	ug/Kg	1	07/02/20	JLI	SW8260C
Benzene	ND	10	ug/Kg	1	07/02/20	JLI	SW8260C
Bromobenzene	ND	10	ug/Kg	1	07/02/20	JLI	SW8260C
Bromochloromethane	ND	10	ug/Kg	1	07/02/20	JLI	SW8260C
Bromodichloromethane	ND	10	ug/Kg	1	07/02/20	JLI	SW8260C
Bromoform	ND	10	ug/Kg	1	07/02/20	JLI	SW8260C
Bromomethane	ND	10	ug/Kg	1	07/02/20	JLI	SW8260C
Carbon Disulfide	ND	10	ug/Kg	1	07/02/20	JLI	SW8260C
Carbon tetrachloride	ND	10	ug/Kg	1	07/02/20	JLI	SW8260C
Chlorobenzene	ND	10	ug/Kg	1	07/02/20	JLI	SW8260C
Chloroethane	ND	10	ug/Kg	1	07/02/20	JLI	SW8260C
Chloroform	ND	10	ug/Kg	1	07/02/20	JLI	SW8260C
Chloromethane	ND	10	ug/Kg	1	07/02/20	JLI	SW8260C
cis-1,2-Dichloroethene	ND	10	ug/Kg	1	07/02/20	JLI	SW8260C
cis-1,3-Dichloropropene	ND	10	ug/Kg	1	07/02/20	JLI	SW8260C
Dibromochloromethane	ND	6.0	ug/Kg	1	07/02/20	JLI	SW8260C
Dibromomethane	ND	10	ug/Kg	1	07/02/20	JLI	SW8260C
Dichlorodifluoromethane	ND	10	ug/Kg	1	07/02/20	JLI	SW8260C
Ethylbenzene	ND	10	ug/Kg	1	07/02/20	JLI	SW8260C
Hexachlorobutadiene	ND	10	ug/Kg	1	07/02/20	JLI	SW8260C
Isopropylbenzene	ND	10	ug/Kg	1	07/02/20	JLI	SW8260C
m&p-Xylene	ND	10	ug/Kg	1	07/02/20	JLI	SW8260C
Methyl Ethyl Ketone	ND	60	ug/Kg	1	07/02/20	JLI	SW8260C
Methyl t-butyl ether (MTBE)	ND	20	ug/Kg	1	07/02/20	JLI	SW8260C
Methylene chloride	ND	20	ug/Kg	1	07/02/20	JLI	SW8260C
Naphthalene	ND	10	ug/Kg	1	07/02/20	JLI	SW8260C
n-Butylbenzene	ND	10	ug/Kg	1	07/02/20	JLI	SW8260C
n-Propylbenzene	ND	10	ug/Kg	1	07/02/20	JLI	SW8260C
o-Xylene	ND	10	ug/Kg	1	07/02/20	JLI	SW8260C
p-Isopropyltoluene	ND	10	ug/Kg	1	07/02/20	JLI	SW8260C
sec-Butylbenzene	ND	10	ug/Kg	1	07/02/20	JLI	SW8260C
Styrene	ND	10	ug/Kg	1	07/02/20	JLI	SW8260C
tert-Butylbenzene	ND	10	ug/Kg	1	07/02/20	JLI	SW8260C
Tetrachloroethene	1100	600	ug/Kg	50	07/05/20	JLI	SW8260C
Tetrahydrofuran (THF)	ND	20	ug/Kg	1	07/02/20	JLI	SW8260C
Toluene	ND	10	ug/Kg	1	07/02/20	JLI	SW8260C
Total Xylenes	ND	10	ug/Kg	1	07/02/20	JLI	SW8260C
trans-1,2-Dichloroethene	ND	10	ug/Kg	1	07/02/20	JLI	SW8260C
trans-1,3-Dichloropropene	ND	10	ug/Kg	1	07/02/20	JLI	SW8260C
trans-1,4-dichloro-2-butene	ND	20	ug/Kg	1	07/02/20	JLI	SW8260C
Trichloroethene	ND	10	ug/Kg	1	07/02/20	JLI	SW8260C
Trichlorofluoromethane	ND	10	ug/Kg	1	07/02/20	JLI	SW8260C
Trichlorotrifluoroethane	ND	20	ug/Kg	1	07/02/20	JLI	SW8260C
Vinyl chloride	ND	10	ug/Kg	1	07/02/20	JLI	SW8260C

QA/QC Surrogates

Project ID: ROCKVILLE MGP EVERSOURCE
Client ID: SB-79 (5-6 FT)
Phoenix I.D.: CG26249

Parameter	Result	RL/ PQL	Units	Dilution	Date/Time	By	
% 1,2-dichlorobenzene-d4	94		%	1	07/02/20	JLI	70 - 130 %
% Bromofluorobenzene	85		%	1	07/02/20	JLI	70 - 130 %
% Dibromofluoromethane	95		%	1	07/02/20	JLI	70 - 130 %
% Toluene-d8	97		%	1	07/02/20	JLI	70 - 130 %
% 1,2-dichlorobenzene-d4 (50x)	99		%	50	07/05/20	JLI	70 - 130 %
% Bromofluorobenzene (50x)	96		%	50	07/05/20	JLI	70 - 130 %
% Dibromofluoromethane (50x)	100		%	50	07/05/20	JLI	70 - 130 %
% Toluene-d8 (50x)	97		%	50	07/05/20	JLI	70 - 130 %
SPLP Benzene	ND	1.0	ug/L	1	07/06/20	HM	SW8260C
Polynuclear Aromatic HC							
2-Methylnaphthalene	530	290	ug/Kg	1	07/02/20	WB	SW8270D
Acenaphthene	ND	290	ug/Kg	1	07/02/20	WB	SW8270D
Acenaphthylene	2100	290	ug/Kg	1	07/02/20	WB	SW8270D
Anthracene	1200	290	ug/Kg	1	07/02/20	WB	SW8270D
Benz(a)anthracene	1900	290	ug/Kg	1	07/02/20	WB	SW8270D
Benzo(a)pyrene	1800	290	ug/Kg	1	07/02/20	WB	SW8270D
Benzo(b)fluoranthene	1900	290	ug/Kg	1	07/02/20	WB	SW8270D
Benzo(ghi)perylene	3800	290	ug/Kg	1	07/02/20	WB	SW8270D
Benzo(k)fluoranthene	1900	290	ug/Kg	1	07/02/20	WB	SW8270D
Chrysene	2400	290	ug/Kg	1	07/02/20	WB	SW8270D
Dibenz(a,h)anthracene	780	290	ug/Kg	1	07/02/20	WB	SW8270D
Fluoranthene	3700	290	ug/Kg	1	07/02/20	WB	SW8270D
Fluorene	ND	290	ug/Kg	1	07/02/20	WB	SW8270D
Indeno(1,2,3-cd)pyrene	3000	290	ug/Kg	1	07/02/20	WB	SW8270D
Naphthalene	1000	290	ug/Kg	1	07/02/20	WB	SW8270D
Phenanthrene	1400	290	ug/Kg	1	07/02/20	WB	SW8270D
Pyrene	5900	290	ug/Kg	1	07/02/20	WB	SW8270D
QA/QC Surrogates							
% 2-Fluorobiphenyl	70		%	1	07/02/20	WB	30 - 130 %
% Nitrobenzene-d5	48		%	1	07/02/20	WB	30 - 130 %
% Terphenyl-d14	67		%	1	07/02/20	WB	30 - 130 %
Field Extraction	Completed				07/01/20		SW5035A

Project ID: ROCKVILLE MGP EVERSOURCE
Client ID: SB-79 (5-6 FT)

Phoenix I.D.: CG26249

Parameter	Result	RL/ PQL	Units	Dilution	Date/Time	By

RL/PQL=Reporting/Practical Quantitation Level ND=Not Detected BRL=Below Reporting Level
QA/QC Surrogates: Surrogates are compounds (preceeded with a %) added by the lab to determine analysis efficiency. Surrogate results(%) listed in the report are not "detected" compounds.

Comments:

SPLP Volatile comment:
Methylene chloride and 1,2-Dibromoethane are not included in the SPLP list.
1,2-Dibromo-3-chloropropane does not meet GA criteria for the SPLP 8260 extraction, this compound is analyzed by GC/ECD to achieve this criteria.

All soils, solids and sludges are reported on a dry weight basis unless otherwise noted in the sample comments.

If you are the client above and have any questions concerning this testing, please do not hesitate to contact Phoenix Client Services at ext.200.
The contents of this report cannot be discussed with anyone other than the client listed above without their written consent.

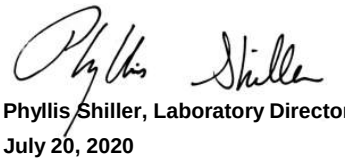

Phyllis Shiller, Laboratory Director
July 20, 2020
Reviewed and Released by: Phyllis Shiller, Laboratory Director

Environmental Laboratories, Inc.
587 East Middle Turnpike, P.O.Box 370, Manchester, CT 06045
Tel. (860) 645-1102 Fax (860) 645-0823

Analysis Report

July 20, 2020

FOR: Attn: Lynn Willey
Tighe & Bond
213 Court St, Suite 1100
Middletown, CT 06457

Sample Information		Custody Information		Date	Time
Matrix:	SOIL	Collected by:		07/01/20	9:30
Location Code:	TIGHE-EVER	Received by:	SW	07/01/20	16:15
Rush Request:	72 Hour	Analyzed by:	see "By" below		
P.O.#:	10948703				

Laboratory Data

SDG ID: GCG26236
Phoenix ID: CG26250

Project ID: ROCKVILLE MGP EVERSOURCE
Client ID: SB-80 (0-1 FT)

Parameter	Result	RL/ PQL	Units	Dilution	Date/Time	By	Reference
Percent Solid	94		%		07/01/20	HB	SW846-%Solid
Soil Extraction for Pesticide	Completed				07/01/20	BK/EE	SW3545A
Soil Extraction for SVOA PAH	Completed				07/01/20	RR/AE	SW3546
Soil Extraction for Herbicide	Completed				07/01/20	J/D	SW3550C
Chlorinated Herbicides							
2,4,5-T	ND	88	ug/Kg	10	07/02/20	JRB	SW8151A
2,4,5-TP (Silvex)	ND	88	ug/Kg	10	07/02/20	JRB	SW8151A
2,4-D	ND	180	ug/Kg	10	07/02/20	JRB	SW8151A
2,4-DB	ND	1800	ug/Kg	10	07/02/20	JRB	SW8151A
Dalapon	ND	88	ug/Kg	10	07/02/20	JRB	SW8151A
Dicamba	ND	88	ug/Kg	10	07/02/20	JRB	SW8151A
Dichloroprop	ND	180	ug/Kg	10	07/02/20	JRB	SW8151A
Dinoseb	ND	180	ug/Kg	10	07/02/20	JRB	SW8151A
QA/QC Surrogates							
% DCAA	61		%	10	07/02/20	JRB	30 - 150 %
% DCAA (Confirmation)	62		%	10	07/02/20	JRB	30 - 150 %
Pesticides							
4,4' -DDD	ND	7.1	ug/Kg	2	07/03/20	CG	SW8081B
4,4' -DDE	ND	7.1	ug/Kg	2	07/03/20	CG	SW8081B
4,4' -DDT	ND	11	ug/Kg	2	07/03/20	CG	SW8081B
a-BHC	ND	7.1	ug/Kg	2	07/03/20	CG	SW8081B
Alachlor	ND	7.1	ug/Kg	2	07/03/20	CG	SW8081B
Aldrin	ND	9.0	ug/Kg	2	07/03/20	CG	SW8081B
b-BHC	ND	7.1	ug/Kg	2	07/03/20	CG	SW8081B
Chlordane	ND	35	ug/Kg	2	07/03/20	CG	SW8081B
d-BHC	ND	7.1	ug/Kg	2	07/03/20	CG	SW8081B

Project ID: ROCKVILLE MGP EVERSOURCE
Client ID: SB-80 (0-1 FT)
Phoenix I.D.: CG26250

Parameter	Result	RL/ PQL	Units	Dilution	Date/Time	By	
Dieldrin	ND	3.5	ug/Kg	2	07/03/20	CG	SW8081B
Endosulfan I	ND	7.1	ug/Kg	2	07/03/20	CG	SW8081B
Endosulfan II	ND	7.1	ug/Kg	2	07/03/20	CG	SW8081B
Endosulfan sulfate	ND	7.1	ug/Kg	2	07/03/20	CG	SW8081B
Endrin	ND	7.1	ug/Kg	2	07/03/20	CG	SW8081B
Endrin aldehyde	ND	7.1	ug/Kg	2	07/03/20	CG	SW8081B
Endrin ketone	ND	7.1	ug/Kg	2	07/03/20	CG	SW8081B
g-BHC	ND	1.4	ug/Kg	2	07/03/20	CG	SW8081B
Heptachlor	ND	7.1	ug/Kg	2	07/03/20	CG	SW8081B
Heptachlor epoxide	ND	7.1	ug/Kg	2	07/03/20	CG	SW8081B
Methoxychlor	ND	35	ug/Kg	2	07/03/20	CG	SW8081B
Toxaphene	ND	140	ug/Kg	2	07/03/20	CG	SW8081B
QA/QC Surrogates							
% DCBP	62		%	2	07/03/20	CG	30 - 150 %
% DCBP (Confirmation)	53		%	2	07/03/20	CG	30 - 150 %
% TCMX	57		%	2	07/03/20	CG	30 - 150 %
% TCMX (Confirmation)	40		%	2	07/03/20	CG	30 - 150 %
Volatiles							
1,1,1,2-Tetrachloroethane	ND	5.4	ug/Kg	1	07/15/20	JLI	SW8260C
1,1,1-Trichloroethane	ND	5.4	ug/Kg	1	07/15/20	JLI	SW8260C
1,1,2,2-Tetrachloroethane	ND	3.3	ug/Kg	1	07/15/20	JLI	SW8260C
1,1,2-Trichloroethane	ND	5.4	ug/Kg	1	07/15/20	JLI	SW8260C
1,1-Dichloroethane	ND	5.4	ug/Kg	1	07/15/20	JLI	SW8260C
1,1-Dichloroethene	ND	5.4	ug/Kg	1	07/15/20	JLI	SW8260C
1,1-Dichloropropene	ND	5.4	ug/Kg	1	07/15/20	JLI	SW8260C
1,2,3-Trichlorobenzene	ND	5.4	ug/Kg	1	07/15/20	JLI	SW8260C
1,2,3-Trichloropropane	ND	5.4	ug/Kg	1	07/15/20	JLI	SW8260C
1,2,4-Trichlorobenzene	ND	5.4	ug/Kg	1	07/15/20	JLI	SW8260C
1,2,4-Trimethylbenzene	ND	5.4	ug/Kg	1	07/15/20	JLI	SW8260C
1,2-Dibromo-3-chloropropane	ND	5.4	ug/Kg	1	07/15/20	JLI	SW8260C
1,2-Dibromoethane	ND	5.4	ug/Kg	1	07/15/20	JLI	SW8260C
1,2-Dichlorobenzene	ND	5.4	ug/Kg	1	07/15/20	JLI	SW8260C
1,2-Dichloroethane	ND	5.4	ug/Kg	1	07/15/20	JLI	SW8260C
1,2-Dichloropropane	ND	5.4	ug/Kg	1	07/15/20	JLI	SW8260C
1,3,5-Trimethylbenzene	ND	5.4	ug/Kg	1	07/15/20	JLI	SW8260C
1,3-Dichlorobenzene	ND	5.4	ug/Kg	1	07/15/20	JLI	SW8260C
1,3-Dichloropropane	ND	5.4	ug/Kg	1	07/15/20	JLI	SW8260C
1,4-Dichlorobenzene	ND	5.4	ug/Kg	1	07/15/20	JLI	SW8260C
2,2-Dichloropropane	ND	5.4	ug/Kg	1	07/15/20	JLI	SW8260C
2-Chlorotoluene	ND	5.4	ug/Kg	1	07/15/20	JLI	SW8260C
2-Hexanone	ND	27	ug/Kg	1	07/15/20	JLI	SW8260C
2-Isopropyltoluene	ND	5.4	ug/Kg	1	07/15/20	JLI	SW8260C
4-Chlorotoluene	ND	5.4	ug/Kg	1	07/15/20	JLI	SW8260C
4-Methyl-2-pentanone	ND	27	ug/Kg	1	07/15/20	JLI	SW8260C
Acetone	ND	270	ug/Kg	1	07/15/20	JLI	SW8260C
Acrylonitrile	ND	5.4	ug/Kg	1	07/15/20	JLI	SW8260C
Benzene	ND	5.4	ug/Kg	1	07/15/20	JLI	SW8260C
Bromobenzene	ND	5.4	ug/Kg	1	07/15/20	JLI	SW8260C
Bromochloromethane	ND	5.4	ug/Kg	1	07/15/20	JLI	SW8260C

Project ID: ROCKVILLE MGP EVERSOURCE
Client ID: SB-80 (0-1 FT)

Phoenix I.D.: CG26250

Parameter	Result		RL/ PQL	Units	Dilution	Date/Time	By	
Bromodichloromethane	ND		5.4	ug/Kg	1	07/15/20	JLI	SW8260C
Bromoform	ND		5.4	ug/Kg	1	07/15/20	JLI	SW8260C
Bromomethane	ND		5.4	ug/Kg	1	07/15/20	JLI	SW8260C
Carbon Disulfide	ND		5.4	ug/Kg	1	07/15/20	JLI	SW8260C
Carbon tetrachloride	ND		5.4	ug/Kg	1	07/15/20	JLI	SW8260C
Chlorobenzene	ND		5.4	ug/Kg	1	07/15/20	JLI	SW8260C
Chloroethane	ND		5.4	ug/Kg	1	07/15/20	JLI	SW8260C
Chloroform	ND		5.4	ug/Kg	1	07/15/20	JLI	SW8260C
Chloromethane	ND		5.4	ug/Kg	1	07/15/20	JLI	SW8260C
cis-1,2-Dichloroethene	ND		5.4	ug/Kg	1	07/15/20	JLI	SW8260C
cis-1,3-Dichloropropene	ND		5.4	ug/Kg	1	07/15/20	JLI	SW8260C
Dibromochloromethane	ND		3.3	ug/Kg	1	07/15/20	JLI	SW8260C
Dibromomethane	ND		5.4	ug/Kg	1	07/15/20	JLI	SW8260C
Dichlorodifluoromethane	ND		5.4	ug/Kg	1	07/15/20	JLI	SW8260C
Ethylbenzene	ND		5.4	ug/Kg	1	07/15/20	JLI	SW8260C
Hexachlorobutadiene	ND		5.4	ug/Kg	1	07/15/20	JLI	SW8260C
Isopropylbenzene	ND		5.4	ug/Kg	1	07/15/20	JLI	SW8260C
m&p-Xylene	ND		5.4	ug/Kg	1	07/15/20	JLI	SW8260C
Methyl Ethyl Ketone	ND		33	ug/Kg	1	07/15/20	JLI	SW8260C
Methyl t-butyl ether (MTBE)	ND		11	ug/Kg	1	07/15/20	JLI	SW8260C
Methylene chloride	20	S	11	ug/Kg	1	07/15/20	JLI	SW8260C
Naphthalene	ND		5.4	ug/Kg	1	07/15/20	JLI	SW8260C
n-Butylbenzene	ND		5.4	ug/Kg	1	07/15/20	JLI	SW8260C
n-Propylbenzene	ND		5.4	ug/Kg	1	07/15/20	JLI	SW8260C
o-Xylene	ND		5.4	ug/Kg	1	07/15/20	JLI	SW8260C
p-Isopropyltoluene	ND		5.4	ug/Kg	1	07/15/20	JLI	SW8260C
sec-Butylbenzene	ND		5.4	ug/Kg	1	07/15/20	JLI	SW8260C
Styrene	ND		5.4	ug/Kg	1	07/15/20	JLI	SW8260C
tert-Butylbenzene	ND		5.4	ug/Kg	1	07/15/20	JLI	SW8260C
Tetrachloroethene	ND		5.4	ug/Kg	1	07/15/20	JLI	SW8260C
Tetrahydrofuran (THF)	ND		11	ug/Kg	1	07/15/20	JLI	SW8260C
Toluene	ND		5.4	ug/Kg	1	07/15/20	JLI	SW8260C
Total Xylenes	ND		5.4	ug/Kg	1	07/15/20	JLI	SW8260C
trans-1,2-Dichloroethene	ND		5.4	ug/Kg	1	07/15/20	JLI	SW8260C
trans-1,3-Dichloropropene	ND		5.4	ug/Kg	1	07/15/20	JLI	SW8260C
trans-1,4-dichloro-2-butene	ND		11	ug/Kg	1	07/15/20	JLI	SW8260C
Trichloroethene	ND		5.4	ug/Kg	1	07/15/20	JLI	SW8260C
Trichlorofluoromethane	ND		5.4	ug/Kg	1	07/15/20	JLI	SW8260C
Trichlorotrifluoroethane	ND		11	ug/Kg	1	07/15/20	JLI	SW8260C
Vinyl chloride	ND		5.4	ug/Kg	1	07/15/20	JLI	SW8260C
QA/QC Surrogates								
% 1,2-dichlorobenzene-d4	105			%	1	07/15/20	JLI	70 - 130 %
% Bromofluorobenzene	91			%	1	07/15/20	JLI	70 - 130 %
% Dibromofluoromethane	95			%	1	07/15/20	JLI	70 - 130 %
% Toluene-d8	101			%	1	07/15/20	JLI	70 - 130 %
Polynuclear Aromatic HC								
2-Methylnaphthalene	540		250	ug/Kg	1	07/02/20	WB	SW8270D
Acenaphthene	ND		250	ug/Kg	1	07/02/20	WB	SW8270D
Acenaphthylene	3300		250	ug/Kg	1	07/02/20	WB	SW8270D

Ver 2

Project ID: ROCKVILLE MGP EVERSOURCE
Client ID: SB-80 (0-1 FT)

Phoenix I.D.: CG26250

Parameter	Result	RL/ PQL	Units	Dilution	Date/Time	By	
Anthracene	1700	250	ug/Kg	1	07/02/20	WB	SW8270D
Benz(a)anthracene	5700	250	ug/Kg	1	07/02/20	WB	SW8270D
Benzo(a)pyrene	5300	250	ug/Kg	1	07/02/20	WB	SW8270D
Benzo(b)fluoranthene	3200	250	ug/Kg	1	07/02/20	WB	SW8270D
Benzo(ghi)perylene	4100	250	ug/Kg	1	07/02/20	WB	SW8270D
Benzo(k)fluoranthene	3200	250	ug/Kg	1	07/02/20	WB	SW8270D
Chrysene	7700	2500	ug/Kg	10	07/02/20	WB	SW8270D
Dibenz(a,h)anthracene	1400	250	ug/Kg	1	07/02/20	WB	SW8270D
Fluoranthene	5100	250	ug/Kg	1	07/02/20	WB	SW8270D
Fluorene	800	250	ug/Kg	1	07/02/20	WB	SW8270D
Indeno(1,2,3-cd)pyrene	3200	250	ug/Kg	1	07/02/20	WB	SW8270D
Naphthalene	630	250	ug/Kg	1	07/02/20	WB	SW8270D
Phenanthrene	4300	250	ug/Kg	1	07/02/20	WB	SW8270D
Pyrene	15000	2500	ug/Kg	10	07/02/20	WB	SW8270D
QA/QC Surrogates							
% 2-Fluorobiphenyl	73		%	1	07/02/20	WB	30 - 130 %
% Nitrobenzene-d5	51		%	1	07/02/20	WB	30 - 130 %
% Terphenyl-d14	64		%	1	07/02/20	WB	30 - 130 %
% 2-Fluorobiphenyl (10x)	Diluted Out		%	10	07/02/20	WB	30 - 130 %
% Nitrobenzene-d5 (10x)	Diluted Out		%	10	07/02/20	WB	30 - 130 %
% Terphenyl-d14 (10x)	Diluted Out		%	10	07/02/20	WB	30 - 130 %
Field Extraction	Completed				07/01/20		SW5035A

RL/PQL=Reporting/Practical Quantitation Level ND=Not Detected BRL=Below Reporting Level
QA/QC Surrogates: Surrogates are compounds (preceeded with a %) added by the lab to determine analysis efficiency. Surrogate results(%) listed in the report are not "detected" compounds.

Comments:

All soils, solids and sludges are reported on a dry weight basis unless otherwise noted in the sample comments.

S - Laboratory solvent, contamination is possible.

If you are the client above and have any questions concerning this testing, please do not hesitate to contact Phoenix Client Services at ext.200.
The contents of this report cannot be discussed with anyone other than the client listed above without their written consent.

Phyllis Shiller, Laboratory Director
July 20, 2020
Reviewed and Released by: Phyllis Shiller, Laboratory Director

Environmental Laboratories, Inc.
587 East Middle Turnpike, P.O.Box 370, Manchester, CT 06045
Tel. (860) 645-1102 Fax (860) 645-0823

Analysis Report

July 20, 2020

FOR: Attn: Lynn Willey
Tighe & Bond
213 Court St, Suite 1100
Middletown, CT 06457

Sample Information		Custody Information		Date	Time
Matrix:	SOIL	Collected by:		07/01/20	9:40
Location Code:	TIGHE-EVER	Received by:	SW	07/01/20	16:15
Rush Request:	72 Hour	Analyzed by:	see "By" below		
P.O.#:	10948703				

Laboratory Data

SDG ID: GCG26236
Phoenix ID: CG26252

Project ID: ROCKVILLE MGP EVERSOURCE
Client ID: SB-80 (3-4 FT)

Parameter	Result	RL/ PQL	Units	Dilution	Date/Time	By	Reference
Percent Solid	87		%		07/01/20	HB	SW846-%Solid
Soil Extraction for SVOA PAH	Completed				07/01/20	RR/AE	SW3546
SPLP Extraction for Volatiles	Completed				07/01/20	SB	SW1312
Volatiles							
1,1,1,2-Tetrachloroethane	ND	14	ug/Kg	1	07/02/20	JLI	SW8260C
1,1,1-Trichloroethane	ND	14	ug/Kg	1	07/02/20	JLI	SW8260C
1,1,2,2-Tetrachloroethane	ND	8.4	ug/Kg	1	07/02/20	JLI	SW8260C
1,1,2-Trichloroethane	ND	14	ug/Kg	1	07/02/20	JLI	SW8260C
1,1-Dichloroethane	ND	14	ug/Kg	1	07/02/20	JLI	SW8260C
1,1-Dichloroethene	ND	14	ug/Kg	1	07/02/20	JLI	SW8260C
1,1-Dichloropropene	ND	14	ug/Kg	1	07/02/20	JLI	SW8260C
1,2,3-Trichlorobenzene	ND	640	ug/Kg	50	07/02/20	JLI	SW8260C
1,2,3-Trichloropropane	ND	640	ug/Kg	50	07/02/20	JLI	SW8260C
1,2,4-Trichlorobenzene	ND	640	ug/Kg	50	07/02/20	JLI	SW8260C
1,2,4-Trimethylbenzene	ND	640	ug/Kg	50	07/02/20	JLI	SW8260C
1,2-Dibromo-3-chloropropane	ND	14	ug/Kg	1	07/02/20	JLI	SW8260C
1,2-Dibromoethane	ND	7.0	ug/Kg	1	07/02/20	JLI	SW8260C
1,2-Dichlorobenzene	ND	640	ug/Kg	50	07/02/20	JLI	SW8260C
1,2-Dichloroethane	ND	14	ug/Kg	1	07/02/20	JLI	SW8260C
1,2-Dichloropropane	ND	14	ug/Kg	1	07/02/20	JLI	SW8260C
1,3,5-Trimethylbenzene	ND	640	ug/Kg	50	07/02/20	JLI	SW8260C
1,3-Dichlorobenzene	ND	640	ug/Kg	50	07/02/20	JLI	SW8260C
1,3-Dichloropropane	ND	14	ug/Kg	1	07/02/20	JLI	SW8260C
1,4-Dichlorobenzene	ND	640	ug/Kg	50	07/02/20	JLI	SW8260C
2,2-Dichloropropane	ND	14	ug/Kg	1	07/02/20	JLI	SW8260C
2-Chlorotoluene	ND	640	ug/Kg	50	07/02/20	JLI	SW8260C
2-Hexanone	ND	70	ug/Kg	1	07/02/20	JLI	SW8260C

Project ID: ROCKVILLE MGP EVERSOURCE
Client ID: SB-80 (3-4 FT)

Phoenix I.D.: CG26252

Parameter	Result	RL/ PQL	Units	Dilution	Date/Time	By	
2-Isopropyltoluene	ND	640	ug/Kg	50	07/02/20	JLI	SW8260C
4-Chlorotoluene	ND	640	ug/Kg	50	07/02/20	JLI	SW8260C
4-Methyl-2-pentanone	ND	70	ug/Kg	1	07/02/20	JLI	SW8260C
Acetone	ND	700	ug/Kg	1	07/02/20	JLI	SW8260C
Acrylonitrile	ND	14	ug/Kg	1	07/02/20	JLI	SW8260C
Benzene	ND	14	ug/Kg	1	07/02/20	JLI	SW8260C
Bromobenzene	ND	640	ug/Kg	50	07/02/20	JLI	SW8260C
Bromochloromethane	ND	14	ug/Kg	1	07/02/20	JLI	SW8260C
Bromodichloromethane	ND	14	ug/Kg	1	07/02/20	JLI	SW8260C
Bromoform	ND	14	ug/Kg	1	07/02/20	JLI	SW8260C
Bromomethane	ND	14	ug/Kg	1	07/02/20	JLI	SW8260C
Carbon Disulfide	ND	14	ug/Kg	1	07/02/20	JLI	SW8260C
Carbon tetrachloride	ND	14	ug/Kg	1	07/02/20	JLI	SW8260C
Chlorobenzene	ND	14	ug/Kg	1	07/02/20	JLI	SW8260C
Chloroethane	ND	14	ug/Kg	1	07/02/20	JLI	SW8260C
Chloroform	ND	14	ug/Kg	1	07/02/20	JLI	SW8260C
Chloromethane	ND	14	ug/Kg	1	07/02/20	JLI	SW8260C
cis-1,2-Dichloroethene	ND	14	ug/Kg	1	07/02/20	JLI	SW8260C
cis-1,3-Dichloropropene	ND	14	ug/Kg	1	07/02/20	JLI	SW8260C
Dibromochloromethane	ND	8.4	ug/Kg	1	07/02/20	JLI	SW8260C
Dibromomethane	ND	14	ug/Kg	1	07/02/20	JLI	SW8260C
Dichlorodifluoromethane	ND	14	ug/Kg	1	07/02/20	JLI	SW8260C
Ethylbenzene	ND	14	ug/Kg	1	07/02/20	JLI	SW8260C
Hexachlorobutadiene	ND	640	ug/Kg	50	07/02/20	JLI	SW8260C
Isopropylbenzene	ND	640	ug/Kg	50	07/02/20	JLI	SW8260C
m&p-Xylene	ND	14	ug/Kg	1	07/02/20	JLI	SW8260C
Methyl Ethyl Ketone	ND	84	ug/Kg	1	07/02/20	JLI	SW8260C
Methyl t-butyl ether (MTBE)	ND	28	ug/Kg	1	07/02/20	JLI	SW8260C
Methylene chloride	ND	28	ug/Kg	1	07/02/20	JLI	SW8260C
Naphthalene	ND	640	ug/Kg	50	07/02/20	JLI	SW8260C
n-Butylbenzene	ND	640	ug/Kg	50	07/02/20	JLI	SW8260C
n-Propylbenzene	ND	640	ug/Kg	50	07/02/20	JLI	SW8260C
o-Xylene	ND	14	ug/Kg	1	07/02/20	JLI	SW8260C
p-Isopropyltoluene	ND	640	ug/Kg	50	07/02/20	JLI	SW8260C
sec-Butylbenzene	ND	640	ug/Kg	50	07/02/20	JLI	SW8260C
Styrene	ND	14	ug/Kg	1	07/02/20	JLI	SW8260C
tert-Butylbenzene	ND	640	ug/Kg	50	07/02/20	JLI	SW8260C
Tetrachloroethene	1000	640	ug/Kg	50	07/02/20	JLI	SW8260C
Tetrahydrofuran (THF)	ND	28	ug/Kg	1	07/02/20	JLI	SW8260C
Toluene	ND	14	ug/Kg	1	07/02/20	JLI	SW8260C
Total Xylenes	ND	14	ug/Kg	1	07/02/20	JLI	SW8260C
trans-1,2-Dichloroethene	ND	14	ug/Kg	1	07/02/20	JLI	SW8260C
trans-1,3-Dichloropropene	ND	14	ug/Kg	1	07/02/20	JLI	SW8260C
trans-1,4-dichloro-2-butene	ND	1300	ug/Kg	50	07/02/20	JLI	SW8260C
Trichloroethene	ND	14	ug/Kg	1	07/02/20	JLI	SW8260C
Trichlorofluoromethane	ND	14	ug/Kg	1	07/02/20	JLI	SW8260C
Trichlorotrifluoroethane	ND	28	ug/Kg	1	07/02/20	JLI	SW8260C
Vinyl chloride	ND	14	ug/Kg	1	07/02/20	JLI	SW8260C

QA/QC Surrogates

Project ID: ROCKVILLE MGP EVERSOURCE
Client ID: SB-80 (3-4 FT)
Phoenix I.D.: CG26252

Parameter	Result	RL/ PQL	Units	Dilution	Date/Time	By	
% 1,2-dichlorobenzene-d4	104		%	1	07/02/20	JLI	70 - 130 %
% Bromofluorobenzene	82		%	1	07/02/20	JLI	70 - 130 %
% Dibromofluoromethane	102		%	1	07/02/20	JLI	70 - 130 %
% Toluene-d8	102		%	1	07/02/20	JLI	70 - 130 %
% 1,2-dichlorobenzene-d4 (50x)	99		%	50	07/02/20	JLI	70 - 130 %
% Bromofluorobenzene (50x)	100		%	50	07/02/20	JLI	70 - 130 %
% Dibromofluoromethane (50x)	87		%	50	07/02/20	JLI	70 - 130 %
% Toluene-d8 (50x)	102		%	50	07/02/20	JLI	70 - 130 %
SPLP Benzene	ND	1.0	ug/L	1	07/06/20	HM	SW8260C
Polynuclear Aromatic HC							
2-Methylnaphthalene	590	270	ug/Kg	1	07/02/20	WB	SW8270D
Acenaphthene	ND	270	ug/Kg	1	07/02/20	WB	SW8270D
Acenaphthylene	570	270	ug/Kg	1	07/02/20	WB	SW8270D
Anthracene	290	270	ug/Kg	1	07/02/20	WB	SW8270D
Benz(a)anthracene	930	270	ug/Kg	1	07/02/20	WB	SW8270D
Benzo(a)pyrene	1100	270	ug/Kg	1	07/02/20	WB	SW8270D
Benzo(b)fluoranthene	1000	270	ug/Kg	1	07/02/20	WB	SW8270D
Benzo(ghi)perylene	1300	270	ug/Kg	1	07/02/20	WB	SW8270D
Benzo(k)fluoranthene	970	270	ug/Kg	1	07/02/20	WB	SW8270D
Chrysene	1100	270	ug/Kg	1	07/02/20	WB	SW8270D
Dibenz(a,h)anthracene	430	270	ug/Kg	1	07/02/20	WB	SW8270D
Fluoranthene	620	270	ug/Kg	1	07/02/20	WB	SW8270D
Fluorene	ND	270	ug/Kg	1	07/02/20	WB	SW8270D
Indeno(1,2,3-cd)pyrene	1200	270	ug/Kg	1	07/02/20	WB	SW8270D
Naphthalene	870	270	ug/Kg	1	07/02/20	WB	SW8270D
Phenanthrene	500	270	ug/Kg	1	07/02/20	WB	SW8270D
Pyrene	900	270	ug/Kg	1	07/02/20	WB	SW8270D
QA/QC Surrogates							
% 2-Fluorobiphenyl	73		%	1	07/02/20	WB	30 - 130 %
% Nitrobenzene-d5	44		%	1	07/02/20	WB	30 - 130 %
% Terphenyl-d14	43		%	1	07/02/20	WB	30 - 130 %
Field Extraction	Completed				07/01/20		SW5035A

Project ID: ROCKVILLE MGP EVERSOURCE
Client ID: SB-80 (3-4 FT)
Phoenix I.D.: CG26252

Parameter	Result	RL/ PQL	Units	Dilution	Date/Time	By

RL/PQL=Reporting/Practical Quantitation Level ND=Not Detected BRL=Below Reporting Level
QA/QC Surrogates: Surrogates are compounds (preceeded with a %) added by the lab to determine analysis efficiency. Surrogate results(%) listed in the report are not "detected" compounds.

Comments:

SPLP Volatile comment:
Methylene chloride and 1,2-Dibromoethane are not included in the SPLP list.
1,2-Dibromo-3-chloropropane does not meet GA criteria for the SPLP 8260 extraction, this compound is analyzed by GC/ECD to achieve this criteria.

Volatile Comment:
There was a suppression of the last internal standard in the low level analysis, all affected compounds are reported from the methanol preserved high level analysis which did not exhibit this interference.

All soils, solids and sludges are reported on a dry weight basis unless otherwise noted in the sample comments.

If you are the client above and have any questions concerning this testing, please do not hesitate to contact Phoenix Client Services at ext.200.
The contents of this report cannot be discussed with anyone other than the client listed above without their written consent.



Phyllis Shiller, Laboratory Director
July 20, 2020
Reviewed and Released by: Phyllis Shiller, Laboratory Director

Environmental Laboratories, Inc.
587 East Middle Turnpike, P.O.Box 370, Manchester, CT 06045
Tel. (860) 645-1102 Fax (860) 645-0823

Analysis Report

July 20, 2020

FOR: Attn: Lynn Willey
Tighe & Bond
213 Court St, Suite 1100
Middletown, CT 06457

Sample Information		Custody Information		Date	Time
Matrix:	SOIL	Collected by:		07/01/20	9:50
Location Code:	TIGHE-EVER	Received by:	SW	07/01/20	16:15
Rush Request:	72 Hour	Analyzed by:	see "By" below		
P.O.#:	10948703				

Laboratory Data

SDG ID: GCG26236
Phoenix ID: CG26253

Project ID: ROCKVILLE MGP EVERSOURCE
Client ID: SB-80 (5-6 FT)

Parameter	Result	RL/ PQL	Units	Dilution	Date/Time	By	Reference
Percent Solid	82		%		07/01/20	HB	SW846-%Solid
Soil Extraction for SVOA PAH	Completed				07/01/20	RR/AE	SW3546
SPLP Extraction for Volatiles	Completed				07/01/20	SB	SW1312
Volatiles							
1,1,1,2-Tetrachloroethane	ND	18	ug/Kg	1	07/02/20	JLI	SW8260C
1,1,1-Trichloroethane	ND	18	ug/Kg	1	07/02/20	JLI	SW8260C
1,1,2,2-Tetrachloroethane	ND	11	ug/Kg	1	07/02/20	JLI	SW8260C
1,1,2-Trichloroethane	ND	18	ug/Kg	1	07/02/20	JLI	SW8260C
1,1-Dichloroethane	ND	18	ug/Kg	1	07/02/20	JLI	SW8260C
1,1-Dichloroethene	ND	18	ug/Kg	1	07/02/20	JLI	SW8260C
1,1-Dichloropropene	ND	18	ug/Kg	1	07/02/20	JLI	SW8260C
1,2,3-Trichlorobenzene	ND	18	ug/Kg	1	07/02/20	JLI	SW8260C
1,2,3-Trichloropropane	ND	18	ug/Kg	1	07/02/20	JLI	SW8260C
1,2,4-Trichlorobenzene	ND	18	ug/Kg	1	07/02/20	JLI	SW8260C
1,2,4-Trimethylbenzene	ND	18	ug/Kg	1	07/02/20	JLI	SW8260C
1,2-Dibromo-3-chloropropane	ND	18	ug/Kg	1	07/02/20	JLI	SW8260C
1,2-Dibromoethane	ND	7.0	ug/Kg	1	07/02/20	JLI	SW8260C
1,2-Dichlorobenzene	ND	18	ug/Kg	1	07/02/20	JLI	SW8260C
1,2-Dichloroethane	ND	18	ug/Kg	1	07/02/20	JLI	SW8260C
1,2-Dichloropropane	ND	18	ug/Kg	1	07/02/20	JLI	SW8260C
1,3,5-Trimethylbenzene	ND	18	ug/Kg	1	07/02/20	JLI	SW8260C
1,3-Dichlorobenzene	ND	18	ug/Kg	1	07/02/20	JLI	SW8260C
1,3-Dichloropropane	ND	18	ug/Kg	1	07/02/20	JLI	SW8260C
1,4-Dichlorobenzene	ND	18	ug/Kg	1	07/02/20	JLI	SW8260C
2,2-Dichloropropane	ND	18	ug/Kg	1	07/02/20	JLI	SW8260C
2-Chlorotoluene	ND	18	ug/Kg	1	07/02/20	JLI	SW8260C
2-Hexanone	ND	89	ug/Kg	1	07/02/20	JLI	SW8260C

Project ID: ROCKVILLE MGP EVERSOURCE
Client ID: SB-80 (5-6 FT)

Phoenix I.D.: CG26253

Parameter	Result	RL/ PQL	Units	Dilution	Date/Time	By	
2-Isopropyltoluene	ND	18	ug/Kg	1	07/02/20	JLI	SW8260C
4-Chlorotoluene	ND	18	ug/Kg	1	07/02/20	JLI	SW8260C
4-Methyl-2-pentanone	ND	89	ug/Kg	1	07/02/20	JLI	SW8260C
Acetone	ND	890	ug/Kg	1	07/02/20	JLI	SW8260C
Acrylonitrile	ND	18	ug/Kg	1	07/02/20	JLI	SW8260C
Benzene	ND	18	ug/Kg	1	07/02/20	JLI	SW8260C
Bromobenzene	ND	18	ug/Kg	1	07/02/20	JLI	SW8260C
Bromochloromethane	ND	18	ug/Kg	1	07/02/20	JLI	SW8260C
Bromodichloromethane	ND	18	ug/Kg	1	07/02/20	JLI	SW8260C
Bromoform	ND	18	ug/Kg	1	07/02/20	JLI	SW8260C
Bromomethane	ND	18	ug/Kg	1	07/02/20	JLI	SW8260C
Carbon Disulfide	ND	18	ug/Kg	1	07/02/20	JLI	SW8260C
Carbon tetrachloride	ND	18	ug/Kg	1	07/02/20	JLI	SW8260C
Chlorobenzene	ND	18	ug/Kg	1	07/02/20	JLI	SW8260C
Chloroethane	ND	18	ug/Kg	1	07/02/20	JLI	SW8260C
Chloroform	ND	18	ug/Kg	1	07/02/20	JLI	SW8260C
Chloromethane	ND	18	ug/Kg	1	07/02/20	JLI	SW8260C
cis-1,2-Dichloroethene	ND	18	ug/Kg	1	07/02/20	JLI	SW8260C
cis-1,3-Dichloropropene	ND	18	ug/Kg	1	07/02/20	JLI	SW8260C
Dibromochloromethane	ND	11	ug/Kg	1	07/02/20	JLI	SW8260C
Dibromomethane	ND	18	ug/Kg	1	07/02/20	JLI	SW8260C
Dichlorodifluoromethane	ND	18	ug/Kg	1	07/02/20	JLI	SW8260C
Ethylbenzene	ND	18	ug/Kg	1	07/02/20	JLI	SW8260C
Hexachlorobutadiene	ND	18	ug/Kg	1	07/02/20	JLI	SW8260C
Isopropylbenzene	ND	18	ug/Kg	1	07/02/20	JLI	SW8260C
m&p-Xylene	ND	18	ug/Kg	1	07/02/20	JLI	SW8260C
Methyl Ethyl Ketone	ND	110	ug/Kg	1	07/02/20	JLI	SW8260C
Methyl t-butyl ether (MTBE)	ND	35	ug/Kg	1	07/02/20	JLI	SW8260C
Methylene chloride	ND	35	ug/Kg	1	07/02/20	JLI	SW8260C
Naphthalene	960	670	ug/Kg	50	07/05/20	JLI	SW8260C
n-Butylbenzene	ND	18	ug/Kg	1	07/02/20	JLI	SW8260C
n-Propylbenzene	ND	18	ug/Kg	1	07/02/20	JLI	SW8260C
o-Xylene	ND	18	ug/Kg	1	07/02/20	JLI	SW8260C
p-Isopropyltoluene	ND	18	ug/Kg	1	07/02/20	JLI	SW8260C
sec-Butylbenzene	ND	18	ug/Kg	1	07/02/20	JLI	SW8260C
Styrene	ND	18	ug/Kg	1	07/02/20	JLI	SW8260C
tert-Butylbenzene	ND	18	ug/Kg	1	07/02/20	JLI	SW8260C
Tetrachloroethene	820	670	ug/Kg	50	07/05/20	JLI	SW8260C
Tetrahydrofuran (THF)	ND	35	ug/Kg	1	07/02/20	JLI	SW8260C
Toluene	380	270	ug/Kg	50	07/05/20	JLI	SW8260C
Total Xylenes	ND	18	ug/Kg	1	07/02/20	JLI	SW8260C
trans-1,2-Dichloroethene	ND	18	ug/Kg	1	07/02/20	JLI	SW8260C
trans-1,3-Dichloropropene	ND	18	ug/Kg	1	07/02/20	JLI	SW8260C
trans-1,4-dichloro-2-butene	ND	35	ug/Kg	1	07/02/20	JLI	SW8260C
Trichloroethene	ND	18	ug/Kg	1	07/02/20	JLI	SW8260C
Trichlorofluoromethane	ND	18	ug/Kg	1	07/02/20	JLI	SW8260C
Trichlorotrifluoroethane	ND	35	ug/Kg	1	07/02/20	JLI	SW8260C
Vinyl chloride	ND	18	ug/Kg	1	07/02/20	JLI	SW8260C

QA/QC Surrogates

Project ID: ROCKVILLE MGP EVERSOURCE
Client ID: SB-80 (5-6 FT)
Phoenix I.D.: CG26253

Parameter	Result	RL/ PQL	Units	Dilution	Date/Time	By	
% 1,2-dichlorobenzene-d4	101		%	1	07/02/20	JLI	70 - 130 %
% Bromofluorobenzene	92		%	1	07/02/20	JLI	70 - 130 %
% Dibromofluoromethane	91		%	1	07/02/20	JLI	70 - 130 %
% Toluene-d8	101		%	1	07/02/20	JLI	70 - 130 %
% 1,2-dichlorobenzene-d4 (50x)	98		%	50	07/05/20	JLI	70 - 130 %
% Bromofluorobenzene (50x)	97		%	50	07/05/20	JLI	70 - 130 %
% Dibromofluoromethane (50x)	98		%	50	07/05/20	JLI	70 - 130 %
% Toluene-d8 (50x)	97		%	50	07/05/20	JLI	70 - 130 %
SPLP Volatiles (GA criteria)							
1,1,1,2-Tetrachloroethane	ND	1.0	ug/L	1	07/06/20	MH	SW8260C
1,1,1-Trichloroethane	ND	1.0	ug/L	1	07/06/20	MH	SW8260C
1,1,2,2-Tetrachloroethane	ND	0.50	ug/L	1	07/06/20	MH	SW8260C
1,1,2-Trichloroethane	ND	1.0	ug/L	1	07/06/20	MH	SW8260C
1,1-Dichloroethane	ND	1.0	ug/L	1	07/06/20	MH	SW8260C
1,1-Dichloroethene	ND	1.0	ug/L	1	07/06/20	MH	SW8260C
1,1-Dichloropropene	ND	1.0	ug/L	1	07/06/20	MH	SW8260C
1,2,3-Trichlorobenzene	ND	1.0	ug/L	1	07/06/20	MH	SW8260C
1,2,3-Trichloropropane	ND	1.0	ug/L	1	07/06/20	MH	SW8260C
1,2,4-Trichlorobenzene	ND	1.0	ug/L	1	07/06/20	MH	SW8260C
1,2,4-Trimethylbenzene	ND	1.0	ug/L	1	07/06/20	MH	SW8260C
1,2-Dibromo-3-chloropropane	ND	1.0	ug/L	1	07/06/20	MH	SW8260C
1,2-Dichlorobenzene	ND	1.0	ug/L	1	07/06/20	MH	SW8260C
1,2-Dichloroethane	ND	1.0	ug/L	1	07/06/20	MH	SW8260C
1,2-Dichloropropane	ND	1.0	ug/L	1	07/06/20	MH	SW8260C
1,3,5-Trimethylbenzene	ND	1.0	ug/L	1	07/06/20	MH	SW8260C
1,3-Dichlorobenzene	ND	1.0	ug/L	1	07/06/20	MH	SW8260C
1,3-Dichloropropane	ND	1.0	ug/L	1	07/06/20	MH	SW8260C
1,4-Dichlorobenzene	ND	1.0	ug/L	1	07/06/20	MH	SW8260C
2,2-Dichloropropane	ND	1.0	ug/L	1	07/06/20	MH	SW8260C
2-Chlorotoluene	ND	1.0	ug/L	1	07/06/20	MH	SW8260C
2-Hexanone	ND	5.0	ug/L	1	07/06/20	MH	SW8260C
2-Isopropyltoluene	ND	1.0	ug/L	1	07/06/20	MH	SW8260C
4-Chlorotoluene	ND	1.0	ug/L	1	07/06/20	MH	SW8260C
4-Methyl-2-pentanone	ND	5.0	ug/L	1	07/06/20	MH	SW8260C
Acetone	ND	50	ug/L	1	07/06/20	MH	SW8260C
Acrylonitrile	ND	5.0	ug/L	1	07/06/20	MH	SW8260C
Benzene	1.7	1.0	ug/L	1	07/06/20	MH	SW8260C
Bromobenzene	ND	1.0	ug/L	1	07/06/20	MH	SW8260C
Bromochloromethane	ND	1.0	ug/L	1	07/06/20	MH	SW8260C
Bromodichloromethane	ND	0.50	ug/L	1	07/06/20	MH	SW8260C
Bromoform	ND	1.0	ug/L	1	07/06/20	MH	SW8260C
Bromomethane	ND	1.0	ug/L	1	07/06/20	MH	SW8260C
Carbon Disulfide	ND	5.0	ug/L	1	07/06/20	MH	SW8260C
Carbon tetrachloride	ND	1.0	ug/L	1	07/06/20	MH	SW8260C
Chlorobenzene	ND	1.0	ug/L	1	07/06/20	MH	SW8260C
Chloroethane	ND	1.0	ug/L	1	07/06/20	MH	SW8260C
Chloroform	ND	1.0	ug/L	1	07/06/20	MH	SW8260C
Chloromethane	ND	1.0	ug/L	1	07/06/20	MH	SW8260C
cis-1,2-Dichloroethene	ND	1.0	ug/L	1	07/06/20	MH	SW8260C

Ver 2

Project ID: ROCKVILLE MGP EVERSOURCE
Client ID: SB-80 (5-6 FT)

Phoenix I.D.: CG26253

Parameter	Result	RL/ PQL	Units	Dilution	Date/Time	By	
cis-1,3-Dichloropropene	ND	0.40	ug/L	1	07/06/20	MH	SW8260C
Dibromochloromethane	ND	0.50	ug/L	1	07/06/20	MH	SW8260C
Dibromomethane	ND	1.0	ug/L	1	07/06/20	MH	SW8260C
Dichlorodifluoromethane	ND	1.0	ug/L	1	07/06/20	MH	SW8260C
Ethylbenzene	ND	1.0	ug/L	1	07/06/20	MH	SW8260C
Hexachlorobutadiene	ND	0.40	ug/L	1	07/06/20	MH	SW8260C
Isopropylbenzene	ND	1.0	ug/L	1	07/06/20	MH	SW8260C
m&p-Xylene	ND	1.0	ug/L	1	07/06/20	MH	SW8260C
Methyl ethyl ketone	ND	5.0	ug/L	1	07/06/20	MH	SW8260C
Methyl t-butyl ether (MTBE)	ND	1.0	ug/L	1	07/06/20	MH	SW8260C
Naphthalene	6.9	1.0	ug/L	1	07/06/20	MH	SW8260C
n-Butylbenzene	ND	1.0	ug/L	1	07/06/20	MH	SW8260C
n-Propylbenzene	ND	1.0	ug/L	1	07/06/20	MH	SW8260C
o-Xylene	ND	1.0	ug/L	1	07/06/20	MH	SW8260C
p-Isopropyltoluene	ND	1.0	ug/L	1	07/06/20	MH	SW8260C
sec-Butylbenzene	ND	1.0	ug/L	1	07/06/20	MH	SW8260C
Styrene	ND	1.0	ug/L	1	07/06/20	MH	SW8260C
tert-Butylbenzene	ND	1.0	ug/L	1	07/06/20	MH	SW8260C
Tetrachloroethene	1.1	1.0	ug/L	1	07/06/20	MH	SW8260C
Tetrahydrofuran (THF)	ND	5.0	ug/L	1	07/06/20	MH	SW8260C
Toluene	1.3	1.0	ug/L	1	07/06/20	MH	SW8260C
Total Xylenes	ND	1.0	ug/L	1	07/06/20	MH	SW8260C
trans-1,2-Dichloroethene	ND	1.0	ug/L	1	07/06/20	MH	SW8260C
trans-1,3-Dichloropropene	ND	0.40	ug/L	1	07/06/20	MH	SW8260C
trans-1,4-dichloro-2-butene	ND	5.0	ug/L	1	07/06/20	MH	SW8260C
Trichloroethene	ND	1.0	ug/L	1	07/06/20	MH	SW8260C
Trichlorofluoromethane	ND	1.0	ug/L	1	07/06/20	MH	SW8260C
Trichlorotrifluoroethane	ND	1.0	ug/L	1	07/06/20	MH	SW8260C
Vinyl chloride	ND	1.0	ug/L	1	07/06/20	MH	SW8260C
QA/QC Surrogates							
% 1,2-dichlorobenzene-d4	100		%	1	07/06/20	MH	70 - 130 %
% Bromofluorobenzene	99		%	1	07/06/20	MH	70 - 130 %
% Dibromofluoromethane	96		%	1	07/06/20	MH	70 - 130 %
% Toluene-d8	99		%	1	07/06/20	MH	70 - 130 %
Polynuclear Aromatic HC							
2-Methylnaphthalene	17000	2800	ug/Kg	10	07/02/20	WB	SW8270D
Acenaphthene	3300	280	ug/Kg	1	07/02/20	WB	SW8270D
Acenaphthylene	60000	2800	ug/Kg	10	07/02/20	WB	SW8270D
Anthracene	39000	2800	ug/Kg	10	07/02/20	WB	SW8270D
Benz(a)anthracene	79000	2800	ug/Kg	10	07/02/20	WB	SW8270D
Benzo(a)pyrene	45000	2800	ug/Kg	10	07/02/20	WB	SW8270D
Benzo(b)fluoranthene	52000	2800	ug/Kg	10	07/02/20	WB	SW8270D
Benzo(ghi)perylene	45000	2800	ug/Kg	10	07/02/20	WB	SW8270D
Benzo(k)fluoranthene	41000	2800	ug/Kg	10	07/02/20	WB	SW8270D
Chrysene	100000	28000	ug/Kg	100	07/02/20	WB	SW8270D
Dibenz(a,h)anthracene	8400	2800	ug/Kg	10	07/02/20	WB	SW8270D
Fluoranthene	230000	28000	ug/Kg	100	07/02/20	WB	SW8270D
Fluorene	22000	2800	ug/Kg	10	07/02/20	WB	SW8270D
Indeno(1,2,3-cd)pyrene	33000	2800	ug/Kg	10	07/02/20	WB	SW8270D

Ver 2

Project ID: ROCKVILLE MGP EVERSOURCE
Client ID: SB-80 (5-6 FT)

Phoenix I.D.: CG26253

Parameter	Result	RL/ PQL	Units	Dilution	Date/Time	By	
Naphthalene	38000	2800	ug/Kg	10	07/02/20	WB	SW8270D
Phenanthrene	300000	28000	ug/Kg	100	07/02/20	WB	SW8270D
Pyrene	370000	28000	ug/Kg	100	07/02/20	WB	SW8270D
QA/QC Surrogates							
% 2-Fluorobiphenyl	73		%	1	07/02/20	WB	30 - 130 %
% Nitrobenzene-d5	57		%	1	07/02/20	WB	30 - 130 %
% Terphenyl-d14	73		%	1	07/02/20	WB	30 - 130 %
% 2-Fluorobiphenyl (10x)	Diluted Out		%	10	07/02/20	WB	30 - 130 %
% Nitrobenzene-d5 (10x)	Diluted Out		%	10	07/02/20	WB	30 - 130 %
% Terphenyl-d14 (10x)	Diluted Out		%	10	07/02/20	WB	30 - 130 %
% 2-Fluorobiphenyl (100x)	Diluted Out		%	100	07/02/20	WB	30 - 130 %
% Nitrobenzene-d5 (100x)	Diluted Out		%	100	07/02/20	WB	30 - 130 %
% Terphenyl-d14 (100x)	Diluted Out		%	100	07/02/20	WB	30 - 130 %
Field Extraction	Completed				07/01/20		SW5035A

RL/PQL=Reporting/Practical Quantitation Level ND=Not Detected BRL=Below Reporting Level
QA/QC Surrogates: Surrogates are compounds (preceeded with a %) added by the lab to determine analysis efficiency. Surrogate results(%) listed in the report are not "detected" compounds.

Comments:

SPLP Volatile comment:
Methylene chloride and 1,2-Dibromoethane are not included in the SPLP list.
1,2-Dibromo-3-chloropropane does not meet GA criteria for the SPLP 8260 extraction, this compound is analyzed by GC/ECD to achieve this criteria.

All soils, solids and sludges are reported on a dry weight basis unless otherwise noted in the sample comments.

If you are the client above and have any questions concerning this testing, please do not hesitate to contact Phoenix Client Services at ext.200.
The contents of this report cannot be discussed with anyone other than the client listed above without their written consent.



Phyllis Shiller, Laboratory Director
July 20, 2020
Reviewed and Released by: Phyllis Shiller, Laboratory Director

Environmental Laboratories, Inc.
587 East Middle Turnpike, P.O.Box 370, Manchester, CT 06045
Tel. (860) 645-1102 Fax (860) 645-0823

Analysis Report

July 20, 2020

FOR: Attn: Lynn Willey
Tighe & Bond
213 Court St, Suite 1100
Middletown, CT 06457

Sample Information		Custody Information		Date	Time
Matrix:	SOIL	Collected by:		07/01/20	8:45
Location Code:	TIGHE-EVER	Received by:	SW	07/01/20	16:15
Rush Request:	72 Hour	Analyzed by:	see "By" below		
P.O.#:	10948703				

Laboratory Data

SDG ID: GCG26236
Phoenix ID: CG26254

Project ID: ROCKVILLE MGP EVERSOURCE
Client ID: SB-81 (0-1 FT)

Parameter	Result	RL/ PQL	Units	Dilution	Date/Time	By	Reference
Percent Solid	94		%		07/01/20	HB	SW846-%Solid
Soil Extraction for Pesticide	Completed				07/01/20	BK/EE	SW3545A
Soil Extraction SVOA PAH	Completed				07/02/20	KK/EE	SW3546
Soil Extraction for Herbicide	Completed				07/01/20	J/D	SW3550C
Chlorinated Herbicides							
2,4,5-T	ND	88	ug/Kg	10	07/02/20	JRB	SW8151A
2,4,5-TP (Silvex)	ND	88	ug/Kg	10	07/02/20	JRB	SW8151A
2,4-D	ND	180	ug/Kg	10	07/02/20	JRB	SW8151A
2,4-DB	ND	1800	ug/Kg	10	07/02/20	JRB	SW8151A
Dalapon	ND	88	ug/Kg	10	07/02/20	JRB	SW8151A
Dicamba	ND	88	ug/Kg	10	07/02/20	JRB	SW8151A
Dichloroprop	ND	180	ug/Kg	10	07/02/20	JRB	SW8151A
Dinoseb	ND	180	ug/Kg	10	07/02/20	JRB	SW8151A
QA/QC Surrogates							
% DCAA	55		%	10	07/02/20	JRB	30 - 150 %
% DCAA (Confirmation)	52		%	10	07/02/20	JRB	30 - 150 %
Pesticides							
4,4' -DDD	ND	7.1	ug/Kg	2	07/03/20	CG	SW8081B
4,4' -DDE	ND	7.1	ug/Kg	2	07/03/20	CG	SW8081B
4,4' -DDT	ND	7.1	ug/Kg	2	07/03/20	CG	SW8081B
a-BHC	ND	7.1	ug/Kg	2	07/03/20	CG	SW8081B
Alachlor	ND	7.1	ug/Kg	2	07/03/20	CG	SW8081B
Aldrin	ND	7.0	ug/Kg	2	07/03/20	CG	SW8081B
b-BHC	ND	7.1	ug/Kg	2	07/03/20	CG	SW8081B
Chlordane	ND	35	ug/Kg	2	07/03/20	CG	SW8081B
d-BHC	ND	7.1	ug/Kg	2	07/03/20	CG	SW8081B

Project ID: ROCKVILLE MGP EVERSOURCE
Client ID: SB-81 (0-1 FT)
Phoenix I.D.: CG26254

Parameter	Result	RL/ PQL	Units	Dilution	Date/Time	By	
Dieldrin	12	3.5	ug/Kg	2	07/03/20	CG	SW8081B
Endosulfan I	ND	7.1	ug/Kg	2	07/03/20	CG	SW8081B
Endosulfan II	ND	7.1	ug/Kg	2	07/03/20	CG	SW8081B
Endosulfan sulfate	ND	7.1	ug/Kg	2	07/03/20	CG	SW8081B
Endrin	ND	7.1	ug/Kg	2	07/03/20	CG	SW8081B
Endrin aldehyde	ND	7.1	ug/Kg	2	07/03/20	CG	SW8081B
Endrin ketone	ND	7.1	ug/Kg	2	07/03/20	CG	SW8081B
g-BHC	ND	1.4	ug/Kg	2	07/03/20	CG	SW8081B
Heptachlor	ND	7.1	ug/Kg	2	07/03/20	CG	SW8081B
Heptachlor epoxide	ND	7.1	ug/Kg	2	07/03/20	CG	SW8081B
Methoxychlor	ND	35	ug/Kg	2	07/03/20	CG	SW8081B
Toxaphene	ND	140	ug/Kg	2	07/03/20	CG	SW8081B
QA/QC Surrogates							
% DCBP	69		%	2	07/03/20	CG	30 - 150 %
% DCBP (Confirmation)	45		%	2	07/03/20	CG	30 - 150 %
% TCMX	57		%	2	07/03/20	CG	30 - 150 %
% TCMX (Confirmation)	38		%	2	07/03/20	CG	30 - 150 %
Polynuclear Aromatic HC							
2-Methylnaphthalene	710	240	ug/Kg	1	07/02/20	AW	SW8270D
Acenaphthene	ND	240	ug/Kg	1	07/02/20	AW	SW8270D
Acenaphthylene	6700	240	ug/Kg	1	07/02/20	AW	SW8270D
Anthracene	3400	240	ug/Kg	1	07/02/20	AW	SW8270D
Benz(a)anthracene	5800	240	ug/Kg	1	07/02/20	AW	SW8270D
Benzo(a)pyrene	7600	2500	ug/Kg	10	07/06/20	AW	SW8270D
Benzo(b)fluoranthene	5700	240	ug/Kg	1	07/02/20	AW	SW8270D
Benzo(ghi)perylene	5100	240	ug/Kg	1	07/02/20	AW	SW8270D
Benzo(k)fluoranthene	5200	240	ug/Kg	1	07/02/20	AW	SW8270D
Chrysene	8300	2500	ug/Kg	10	07/06/20	AW	SW8270D
Dibenz(a,h)anthracene	1400	240	ug/Kg	1	07/02/20	AW	SW8270D
Fluoranthene	8600	2500	ug/Kg	10	07/06/20	AW	SW8270D
Fluorene	1100	240	ug/Kg	1	07/02/20	AW	SW8270D
Indeno(1,2,3-cd)pyrene	4900	240	ug/Kg	1	07/02/20	AW	SW8270D
Naphthalene	830	240	ug/Kg	1	07/02/20	AW	SW8270D
Phenanthrene	5300	240	ug/Kg	1	07/02/20	AW	SW8270D
Pyrene	15000	2500	ug/Kg	10	07/06/20	AW	SW8270D
QA/QC Surrogates							
% 2-Fluorobiphenyl	63		%	1	07/02/20	AW	30 - 130 %
% Nitrobenzene-d5	69		%	1	07/02/20	AW	30 - 130 %
% Terphenyl-d14	88		%	1	07/02/20	AW	30 - 130 %
% 2-Fluorobiphenyl (10x)	83		%	10	07/06/20	AW	30 - 130 %
% Nitrobenzene-d5 (10x)	84		%	10	07/06/20	AW	30 - 130 %
% Terphenyl-d14 (10x)	100		%	10	07/06/20	AW	30 - 130 %

Project ID: ROCKVILLE MGP EVERSOURCE
Client ID: SB-81 (0-1 FT)
Phoenix I.D.: CG26254

Parameter	Result	RL/ PQL	Units	Dilution	Date/Time	By

RL/PQL=Reporting/Practical Quantitation Level ND=Not Detected BRL=Below Reporting Level
QA/QC Surrogates: Surrogates are compounds (preceeded with a %) added by the lab to determine analysis efficiency. Surrogate results(%) listed in the report are not "detected" compounds.

Comments:

All soils, solids and sludges are reported on a dry weight basis unless otherwise noted in the sample comments.

If you are the client above and have any questions concerning this testing, please do not hesitate to contact Phoenix Client Services at ext.200.
The contents of this report cannot be discussed with anyone other than the client listed above without their written consent.



Phyllis Shiller, Laboratory Director
July 20, 2020
Reviewed and Released by: Phyllis Shiller, Laboratory Director

Environmental Laboratories, Inc.
587 East Middle Turnpike, P.O.Box 370, Manchester, CT 06045
Tel. (860) 645-1102 Fax (860) 645-0823

Analysis Report

July 20, 2020

FOR: Attn: Lynn Willey
Tighe & Bond
213 Court St, Suite 1100
Middletown, CT 06457

Sample Information		Custody Information		Date	Time
Matrix:	SOIL	Collected by:		07/01/20	8:50
Location Code:	TIGHE-EVER	Received by:	SW	07/01/20	16:15
Rush Request:	72 Hour	Analyzed by:	see "By" below		
P.O.#:	10948703				

Laboratory Data

SDG ID: GCG26236
Phoenix ID: CG26255

Project ID: ROCKVILLE MGP EVERSOURCE
Client ID: SB-81 (1-2 FT)

Parameter	Result	RL/ PQL	Units	Dilution	Date/Time	By	Reference
Percent Solid	96		%		07/01/20	HB	SW846-%Solid
Soil Extraction SVOA PAH	Completed				07/01/20	RR/EE	SW3546
Volatiles							
1,1,1,2-Tetrachloroethane	ND	7.3	ug/Kg	1	07/02/20	HM	SW8260C
1,1,1-Trichloroethane	ND	7.3	ug/Kg	1	07/02/20	HM	SW8260C
1,1,2,2-Tetrachloroethane	ND	4.4	ug/Kg	1	07/02/20	HM	SW8260C
1,1,2-Trichloroethane	ND	7.3	ug/Kg	1	07/02/20	HM	SW8260C
1,1-Dichloroethane	ND	7.3	ug/Kg	1	07/02/20	HM	SW8260C
1,1-Dichloroethene	ND	7.3	ug/Kg	1	07/02/20	HM	SW8260C
1,1-Dichloropropene	ND	7.3	ug/Kg	1	07/02/20	HM	SW8260C
1,2,3-Trichlorobenzene	ND	7.3	ug/Kg	1	07/02/20	HM	SW8260C
1,2,3-Trichloropropane	ND	7.3	ug/Kg	1	07/02/20	HM	SW8260C
1,2,4-Trichlorobenzene	ND	7.3	ug/Kg	1	07/02/20	HM	SW8260C
1,2,4-Trimethylbenzene	ND	7.3	ug/Kg	1	07/02/20	HM	SW8260C
1,2-Dibromo-3-chloropropane	ND	7.3	ug/Kg	1	07/02/20	HM	SW8260C
1,2-Dibromoethane	ND	7.0	ug/Kg	1	07/02/20	HM	SW8260C
1,2-Dichlorobenzene	ND	7.3	ug/Kg	1	07/02/20	HM	SW8260C
1,2-Dichloroethane	ND	7.3	ug/Kg	1	07/02/20	HM	SW8260C
1,2-Dichloropropane	ND	7.3	ug/Kg	1	07/02/20	HM	SW8260C
1,3,5-Trimethylbenzene	ND	7.3	ug/Kg	1	07/02/20	HM	SW8260C
1,3-Dichlorobenzene	ND	7.3	ug/Kg	1	07/02/20	HM	SW8260C
1,3-Dichloropropane	ND	7.3	ug/Kg	1	07/02/20	HM	SW8260C
1,4-Dichlorobenzene	ND	7.3	ug/Kg	1	07/02/20	HM	SW8260C
2,2-Dichloropropane	ND	7.3	ug/Kg	1	07/02/20	HM	SW8260C
2-Chlorotoluene	ND	7.3	ug/Kg	1	07/02/20	HM	SW8260C
2-Hexanone	ND	37	ug/Kg	1	07/02/20	HM	SW8260C
2-Isopropyltoluene	ND	7.3	ug/Kg	1	07/02/20	HM	SW8260C

Project ID: ROCKVILLE MGP EVERSOURCE
Client ID: SB-81 (1-2 FT)

Phoenix I.D.: CG26255

Parameter	Result	RL/ PQL	Units	Dilution	Date/Time	By	
4-Chlorotoluene	ND	7.3	ug/Kg	1	07/02/20	HM	SW8260C
4-Methyl-2-pentanone	ND	37	ug/Kg	1	07/02/20	HM	SW8260C
Acetone	ND	370	ug/Kg	1	07/02/20	HM	SW8260C
Acrylonitrile	ND	7.3	ug/Kg	1	07/02/20	HM	SW8260C
Benzene	ND	7.3	ug/Kg	1	07/02/20	HM	SW8260C
Bromobenzene	ND	7.3	ug/Kg	1	07/02/20	HM	SW8260C
Bromochloromethane	ND	7.3	ug/Kg	1	07/02/20	HM	SW8260C
Bromodichloromethane	ND	7.3	ug/Kg	1	07/02/20	HM	SW8260C
Bromoform	ND	7.3	ug/Kg	1	07/02/20	HM	SW8260C
Bromomethane	ND	7.3	ug/Kg	1	07/02/20	HM	SW8260C
Carbon Disulfide	ND	7.3	ug/Kg	1	07/02/20	HM	SW8260C
Carbon tetrachloride	ND	7.3	ug/Kg	1	07/02/20	HM	SW8260C
Chlorobenzene	ND	7.3	ug/Kg	1	07/02/20	HM	SW8260C
Chloroethane	ND	7.3	ug/Kg	1	07/02/20	HM	SW8260C
Chloroform	ND	7.3	ug/Kg	1	07/02/20	HM	SW8260C
Chloromethane	ND	7.3	ug/Kg	1	07/02/20	HM	SW8260C
cis-1,2-Dichloroethene	ND	7.3	ug/Kg	1	07/02/20	HM	SW8260C
cis-1,3-Dichloropropene	ND	7.3	ug/Kg	1	07/02/20	HM	SW8260C
Dibromochloromethane	ND	4.4	ug/Kg	1	07/02/20	HM	SW8260C
Dibromomethane	ND	7.3	ug/Kg	1	07/02/20	HM	SW8260C
Dichlorodifluoromethane	ND	7.3	ug/Kg	1	07/02/20	HM	SW8260C
Ethylbenzene	ND	7.3	ug/Kg	1	07/02/20	HM	SW8260C
Hexachlorobutadiene	ND	7.3	ug/Kg	1	07/02/20	HM	SW8260C
Isopropylbenzene	ND	7.3	ug/Kg	1	07/02/20	HM	SW8260C
m&p-Xylene	ND	7.3	ug/Kg	1	07/02/20	HM	SW8260C
Methyl Ethyl Ketone	ND	44	ug/Kg	1	07/02/20	HM	SW8260C
Methyl t-butyl ether (MTBE)	ND	15	ug/Kg	1	07/02/20	HM	SW8260C
Methylene chloride	ND	15	ug/Kg	1	07/02/20	HM	SW8260C
Naphthalene	ND	7.3	ug/Kg	1	07/02/20	HM	SW8260C
n-Butylbenzene	ND	7.3	ug/Kg	1	07/02/20	HM	SW8260C
n-Propylbenzene	ND	7.3	ug/Kg	1	07/02/20	HM	SW8260C
o-Xylene	ND	7.3	ug/Kg	1	07/02/20	HM	SW8260C
p-Isopropyltoluene	ND	7.3	ug/Kg	1	07/02/20	HM	SW8260C
sec-Butylbenzene	ND	7.3	ug/Kg	1	07/02/20	HM	SW8260C
Styrene	ND	7.3	ug/Kg	1	07/02/20	HM	SW8260C
tert-Butylbenzene	ND	7.3	ug/Kg	1	07/02/20	HM	SW8260C
Tetrachloroethene	ND	7.3	ug/Kg	1	07/02/20	HM	SW8260C
Tetrahydrofuran (THF)	ND	15	ug/Kg	1	07/02/20	HM	SW8260C
Toluene	ND	7.3	ug/Kg	1	07/02/20	HM	SW8260C
Total Xylenes	ND	7.3	ug/Kg	1	07/02/20	HM	SW8260C
trans-1,2-Dichloroethene	ND	7.3	ug/Kg	1	07/02/20	HM	SW8260C
trans-1,3-Dichloropropene	ND	7.3	ug/Kg	1	07/02/20	HM	SW8260C
trans-1,4-dichloro-2-butene	ND	15	ug/Kg	1	07/02/20	HM	SW8260C
Trichloroethene	ND	7.3	ug/Kg	1	07/02/20	HM	SW8260C
Trichlorofluoromethane	ND	7.3	ug/Kg	1	07/02/20	HM	SW8260C
Trichlorotrifluoroethane	ND	15	ug/Kg	1	07/02/20	HM	SW8260C
Vinyl chloride	ND	7.3	ug/Kg	1	07/02/20	HM	SW8260C
QA/QC Surrogates							
% 1,2-dichlorobenzene-d4	104		%	1	07/02/20	HM	70 - 130 %

Ver 2

Project ID: ROCKVILLE MGP EVERSOURCE
Client ID: SB-81 (1-2 FT)

Phoenix I.D.: CG26255

Parameter	Result	RL/ PQL	Units	Dilution	Date/Time	By	
% Bromofluorobenzene	96		%	1	07/02/20	HM	70 - 130 %
% Dibromofluoromethane	92		%	1	07/02/20	HM	70 - 130 %
% Toluene-d8	101		%	1	07/02/20	HM	70 - 130 %
Polynuclear Aromatic HC							
2-Methylnaphthalene	ND	240	ug/Kg	1	07/02/20	WB	SW8270D
Acenaphthene	ND	240	ug/Kg	1	07/02/20	WB	SW8270D
Acenaphthylene	910	240	ug/Kg	1	07/02/20	WB	SW8270D
Anthracene	430	240	ug/Kg	1	07/02/20	WB	SW8270D
Benz(a)anthracene	950	240	ug/Kg	1	07/02/20	WB	SW8270D
Benzo(a)pyrene	1200	240	ug/Kg	1	07/02/20	WB	SW8270D
Benzo(b)fluoranthene	880	240	ug/Kg	1	07/02/20	WB	SW8270D
Benzo(ghi)perylene	970	240	ug/Kg	1	07/02/20	WB	SW8270D
Benzo(k)fluoranthene	720	240	ug/Kg	1	07/02/20	WB	SW8270D
Chrysene	1300	240	ug/Kg	1	07/02/20	WB	SW8270D
Dibenz(a,h)anthracene	ND	240	ug/Kg	1	07/02/20	WB	SW8270D
Fluoranthene	1200	240	ug/Kg	1	07/02/20	WB	SW8270D
Fluorene	ND	240	ug/Kg	1	07/02/20	WB	SW8270D
Indeno(1,2,3-cd)pyrene	810	240	ug/Kg	1	07/02/20	WB	SW8270D
Naphthalene	ND	240	ug/Kg	1	07/02/20	WB	SW8270D
Phenanthrene	690	240	ug/Kg	1	07/02/20	WB	SW8270D
Pyrene	2100	240	ug/Kg	1	07/02/20	WB	SW8270D
QA/QC Surrogates							
% 2-Fluorobiphenyl	63		%	1	07/02/20	WB	30 - 130 %
% Nitrobenzene-d5	60		%	1	07/02/20	WB	30 - 130 %
% Terphenyl-d14	77		%	1	07/02/20	WB	30 - 130 %
Field Extraction	Completed				07/01/20		SW5035A

RL/PQL=Reporting/Practical Quantitation Level ND=Not Detected BRL=Below Reporting Level
QA/QC Surrogates: Surrogates are compounds (preceeded with a %) added by the lab to determine analysis efficiency. Surrogate results(%) listed in the report are not "detected" compounds.

Comments:

All soils, solids and sludges are reported on a dry weight basis unless otherwise noted in the sample comments.

If you are the client above and have any questions concerning this testing, please do not hesitate to contact Phoenix Client Services at ext.200.
The contents of this report cannot be discussed with anyone other than the client listed above without their written consent.

Phyllis Shiller, Laboratory Director
July 20, 2020
Reviewed and Released by: Phyllis Shiller, Laboratory Director

Environmental Laboratories, Inc.
587 East Middle Turnpike, P.O.Box 370, Manchester, CT 06045
Tel. (860) 645-1102 Fax (860) 645-0823

Analysis Report

July 20, 2020

FOR: Attn: Lynn Willey
Tighe & Bond
213 Court St, Suite 1100
Middletown, CT 06457

Sample Information		Custody Information		Date	Time
Matrix:	SOIL	Collected by:		07/01/20	8:55
Location Code:	TIGHE-EVER	Received by:	SW	07/01/20	16:15
Rush Request:	72 Hour	Analyzed by:	see "By" below		
P.O.#:	10948703				

Laboratory Data

SDG ID: GCG26236
Phoenix ID: CG26256

Project ID: ROCKVILLE MGP EVERSOURCE
Client ID: SB-81 (3-4 FT)

Parameter	Result	RL/ PQL	Units	Dilution	Date/Time	By	Reference
Percent Solid	92		%		07/01/20	HB	SW846-%Solid
Soil Extraction SVOA PAH	Completed				07/01/20	RR/EE	SW3546
SPLP Extraction for Volatiles	Completed				07/01/20	SB	SW1312
Volatiles							
1,1,1,2-Tetrachloroethane	ND	8.0	ug/Kg	1	07/02/20	JLI	SW8260C
1,1,1-Trichloroethane	ND	8.0	ug/Kg	1	07/02/20	JLI	SW8260C
1,1,2,2-Tetrachloroethane	ND	4.8	ug/Kg	1	07/02/20	JLI	SW8260C
1,1,2-Trichloroethane	ND	8.0	ug/Kg	1	07/02/20	JLI	SW8260C
1,1-Dichloroethane	ND	8.0	ug/Kg	1	07/02/20	JLI	SW8260C
1,1-Dichloroethene	ND	8.0	ug/Kg	1	07/02/20	JLI	SW8260C
1,1-Dichloropropene	ND	8.0	ug/Kg	1	07/02/20	JLI	SW8260C
1,2,3-Trichlorobenzene	ND	350	ug/Kg	50	07/02/20	JLI	SW8260C
1,2,3-Trichloropropane	ND	350	ug/Kg	50	07/02/20	JLI	SW8260C
1,2,4-Trichlorobenzene	ND	350	ug/Kg	50	07/02/20	JLI	SW8260C
1,2,4-Trimethylbenzene	ND	350	ug/Kg	50	07/02/20	JLI	SW8260C
1,2-Dibromo-3-chloropropane	ND	8.0	ug/Kg	1	07/02/20	JLI	SW8260C
1,2-Dibromoethane	ND	7.0	ug/Kg	1	07/02/20	JLI	SW8260C
1,2-Dichlorobenzene	ND	350	ug/Kg	50	07/02/20	JLI	SW8260C
1,2-Dichloroethane	ND	8.0	ug/Kg	1	07/02/20	JLI	SW8260C
1,2-Dichloropropane	ND	8.0	ug/Kg	1	07/02/20	JLI	SW8260C
1,3,5-Trimethylbenzene	ND	350	ug/Kg	50	07/02/20	JLI	SW8260C
1,3-Dichlorobenzene	ND	350	ug/Kg	50	07/02/20	JLI	SW8260C
1,3-Dichloropropane	ND	8.0	ug/Kg	1	07/02/20	JLI	SW8260C
1,4-Dichlorobenzene	ND	350	ug/Kg	50	07/02/20	JLI	SW8260C
2,2-Dichloropropane	ND	8.0	ug/Kg	1	07/02/20	JLI	SW8260C
2-Chlorotoluene	ND	350	ug/Kg	50	07/02/20	JLI	SW8260C
2-Hexanone	ND	40	ug/Kg	1	07/02/20	JLI	SW8260C

Ver 2

Project ID: ROCKVILLE MGP EVERSOURCE
Client ID: SB-81 (3-4 FT)

Phoenix I.D.: CG26256

Parameter	Result	RL/ PQL	Units	Dilution	Date/Time	By	
2-Isopropyltoluene	ND	350	ug/Kg	50	07/02/20	JLI	SW8260C
4-Chlorotoluene	ND	350	ug/Kg	50	07/02/20	JLI	SW8260C
4-Methyl-2-pentanone	ND	40	ug/Kg	1	07/02/20	JLI	SW8260C
Acetone	ND	400	ug/Kg	1	07/02/20	JLI	SW8260C
Acrylonitrile	ND	8.0	ug/Kg	1	07/02/20	JLI	SW8260C
Benzene	ND	8.0	ug/Kg	1	07/02/20	JLI	SW8260C
Bromobenzene	ND	350	ug/Kg	50	07/02/20	JLI	SW8260C
Bromochloromethane	ND	8.0	ug/Kg	1	07/02/20	JLI	SW8260C
Bromodichloromethane	ND	8.0	ug/Kg	1	07/02/20	JLI	SW8260C
Bromoform	ND	8.0	ug/Kg	1	07/02/20	JLI	SW8260C
Bromomethane	ND	8.0	ug/Kg	1	07/02/20	JLI	SW8260C
Carbon Disulfide	ND	8.0	ug/Kg	1	07/02/20	JLI	SW8260C
Carbon tetrachloride	ND	8.0	ug/Kg	1	07/02/20	JLI	SW8260C
Chlorobenzene	ND	8.0	ug/Kg	1	07/02/20	JLI	SW8260C
Chloroethane	ND	8.0	ug/Kg	1	07/02/20	JLI	SW8260C
Chloroform	ND	8.0	ug/Kg	1	07/02/20	JLI	SW8260C
Chloromethane	ND	8.0	ug/Kg	1	07/02/20	JLI	SW8260C
cis-1,2-Dichloroethene	ND	8.0	ug/Kg	1	07/02/20	JLI	SW8260C
cis-1,3-Dichloropropene	ND	8.0	ug/Kg	1	07/02/20	JLI	SW8260C
Dibromochloromethane	ND	4.8	ug/Kg	1	07/02/20	JLI	SW8260C
Dibromomethane	ND	8.0	ug/Kg	1	07/02/20	JLI	SW8260C
Dichlorodifluoromethane	ND	8.0	ug/Kg	1	07/02/20	JLI	SW8260C
Ethylbenzene	ND	8.0	ug/Kg	1	07/02/20	JLI	SW8260C
Hexachlorobutadiene	ND	350	ug/Kg	50	07/02/20	JLI	SW8260C
Isopropylbenzene	ND	350	ug/Kg	50	07/02/20	JLI	SW8260C
m&p-Xylene	ND	8.0	ug/Kg	1	07/02/20	JLI	SW8260C
Methyl Ethyl Ketone	ND	48	ug/Kg	1	07/02/20	JLI	SW8260C
Methyl t-butyl ether (MTBE)	ND	16	ug/Kg	1	07/02/20	JLI	SW8260C
Methylene chloride	ND	16	ug/Kg	1	07/02/20	JLI	SW8260C
Naphthalene	ND	350	ug/Kg	50	07/02/20	JLI	SW8260C
n-Butylbenzene	ND	350	ug/Kg	50	07/02/20	JLI	SW8260C
n-Propylbenzene	ND	350	ug/Kg	50	07/02/20	JLI	SW8260C
o-Xylene	ND	8.0	ug/Kg	1	07/02/20	JLI	SW8260C
p-Isopropyltoluene	ND	350	ug/Kg	50	07/02/20	JLI	SW8260C
sec-Butylbenzene	ND	350	ug/Kg	50	07/02/20	JLI	SW8260C
Styrene	ND	8.0	ug/Kg	1	07/02/20	JLI	SW8260C
tert-Butylbenzene	ND	350	ug/Kg	50	07/02/20	JLI	SW8260C
Tetrachloroethene	ND	8.0	ug/Kg	1	07/02/20	JLI	SW8260C
Tetrahydrofuran (THF)	ND	16	ug/Kg	1	07/02/20	JLI	SW8260C
Toluene	ND	8.0	ug/Kg	1	07/02/20	JLI	SW8260C
Total Xylenes	ND	8.0	ug/Kg	1	07/02/20	JLI	SW8260C
trans-1,2-Dichloroethene	ND	8.0	ug/Kg	1	07/02/20	JLI	SW8260C
trans-1,3-Dichloropropene	ND	8.0	ug/Kg	1	07/02/20	JLI	SW8260C
trans-1,4-dichloro-2-butene	ND	690	ug/Kg	50	07/02/20	JLI	SW8260C
Trichloroethene	ND	8.0	ug/Kg	1	07/02/20	JLI	SW8260C
Trichlorofluoromethane	ND	8.0	ug/Kg	1	07/02/20	JLI	SW8260C
Trichlorotrifluoroethane	ND	16	ug/Kg	1	07/02/20	JLI	SW8260C
Vinyl chloride	ND	8.0	ug/Kg	1	07/02/20	JLI	SW8260C

QA/QC Surrogates

Project ID: ROCKVILLE MGP EVERSOURCE
Client ID: SB-81 (3-4 FT)
Phoenix I.D.: CG26256

Parameter	Result	RL/ PQL	Units	Dilution	Date/Time	By	
% 1,2-dichlorobenzene-d4	126		%	1	07/02/20	JLI	70 - 130 %
% Bromofluorobenzene	81		%	1	07/02/20	JLI	70 - 130 %
% Dibromofluoromethane	93		%	1	07/02/20	JLI	70 - 130 %
% Toluene-d8	97		%	1	07/02/20	JLI	70 - 130 %
% 1,2-dichlorobenzene-d4 (50x)	98		%	50	07/02/20	JLI	70 - 130 %
% Bromofluorobenzene (50x)	98		%	50	07/02/20	JLI	70 - 130 %
% Dibromofluoromethane (50x)	89		%	50	07/02/20	JLI	70 - 130 %
% Toluene-d8 (50x)	101		%	50	07/02/20	JLI	70 - 130 %
SPLP Benzene	ND	1.0	ug/L	1	07/06/20	HM	SW8260C
Polynuclear Aromatic HC							
2-Methylnaphthalene	ND	250	ug/Kg	1	07/02/20	WB	SW8270D
Acenaphthene	ND	250	ug/Kg	1	07/02/20	WB	SW8270D
Acenaphthylene	ND	250	ug/Kg	1	07/02/20	WB	SW8270D
Anthracene	ND	250	ug/Kg	1	07/02/20	WB	SW8270D
Benz(a)anthracene	460	250	ug/Kg	1	07/02/20	WB	SW8270D
Benzo(a)pyrene	480	250	ug/Kg	1	07/02/20	WB	SW8270D
Benzo(b)fluoranthene	420	250	ug/Kg	1	07/02/20	WB	SW8270D
Benzo(ghi)perylene	390	250	ug/Kg	1	07/02/20	WB	SW8270D
Benzo(k)fluoranthene	360	250	ug/Kg	1	07/02/20	WB	SW8270D
Chrysene	490	250	ug/Kg	1	07/02/20	WB	SW8270D
Dibenz(a,h)anthracene	ND	250	ug/Kg	1	07/02/20	WB	SW8270D
Fluoranthene	520	250	ug/Kg	1	07/02/20	WB	SW8270D
Fluorene	ND	250	ug/Kg	1	07/02/20	WB	SW8270D
Indeno(1,2,3-cd)pyrene	390	250	ug/Kg	1	07/02/20	WB	SW8270D
Naphthalene	ND	250	ug/Kg	1	07/02/20	WB	SW8270D
Phenanthrene	ND	250	ug/Kg	1	07/02/20	WB	SW8270D
Pyrene	650	250	ug/Kg	1	07/02/20	WB	SW8270D
QA/QC Surrogates							
% 2-Fluorobiphenyl	57		%	1	07/02/20	WB	30 - 130 %
% Nitrobenzene-d5	55		%	1	07/02/20	WB	30 - 130 %
% Terphenyl-d14	78		%	1	07/02/20	WB	30 - 130 %
Field Extraction	Completed				07/01/20		SW5035A

Project ID: ROCKVILLE MGP EVERSOURCE
Client ID: SB-81 (3-4 FT)

Phoenix I.D.: CG26256

Parameter	Result	RL/ PQL	Units	Dilution	Date/Time	By

RL/PQL=Reporting/Practical Quantitation Level ND=Not Detected BRL=Below Reporting Level
QA/QC Surrogates: Surrogates are compounds (preceeded with a %) added by the lab to determine analysis efficiency. Surrogate results(%) listed in the report are not "detected" compounds.

Comments:

SPLP Volatile comment:
Methylene chloride and 1,2-Dibromoethane are not included in the SPLP list.
1,2-Dibromo-3-chloropropane does not meet GA criteria for the SPLP 8260 extraction, this compound is analyzed by GC/ECD to achieve this criteria.

Volatile Comment:
There was a suppression of the last internal standard in the low level analysis, all affected compounds are reported from the methanol preserved high level analysis which did not exhibit this interference.

All soils, solids and sludges are reported on a dry weight basis unless otherwise noted in the sample comments.

If you are the client above and have any questions concerning this testing, please do not hesitate to contact Phoenix Client Services at ext.200.
The contents of this report cannot be discussed with anyone other than the client listed above without their written consent.



Phyllis Shiller, Laboratory Director
July 20, 2020
Reviewed and Released by: Phyllis Shiller, Laboratory Director

Environmental Laboratories, Inc.
587 East Middle Turnpike, P.O.Box 370, Manchester, CT 06045
Tel. (860) 645-1102 Fax (860) 645-0823

Analysis Report

July 20, 2020

FOR: Attn: Lynn Willey
Tighe & Bond
213 Court St, Suite 1100
Middletown, CT 06457

Sample Information		Custody Information		Date	Time
Matrix:	SOIL	Collected by:		07/01/20	9:10
Location Code:	TIGHE-EVER	Received by:	SW	07/01/20	16:15
Rush Request:	72 Hour	Analyzed by:	see "By" below		
P.O.#:	10948703				

Laboratory Data

SDG ID: GCG26236
Phoenix ID: CG26257

Project ID: ROCKVILLE MGP EVERSOURCE
Client ID: SB-81 (5-6 FT)

Parameter	Result	RL/ PQL	Units	Dilution	Date/Time	By	Reference
Percent Solid	83		%		07/01/20	HB	SW846-%Solid
Soil Extraction SVOA PAH	Completed				07/01/20	RR/EE	SW3546
SPLP Extraction for Volatiles	Completed				07/01/20	SB	SW1312
Volatiles							
1,1,1,2-Tetrachloroethane	ND	8.9	ug/Kg	1	07/02/20	HM	SW8260C
1,1,1-Trichloroethane	ND	8.9	ug/Kg	1	07/02/20	HM	SW8260C
1,1,2,2-Tetrachloroethane	ND	5.3	ug/Kg	1	07/02/20	HM	SW8260C
1,1,2-Trichloroethane	ND	8.9	ug/Kg	1	07/02/20	HM	SW8260C
1,1-Dichloroethane	ND	8.9	ug/Kg	1	07/02/20	HM	SW8260C
1,1-Dichloroethene	ND	8.9	ug/Kg	1	07/02/20	HM	SW8260C
1,1-Dichloropropene	ND	8.9	ug/Kg	1	07/02/20	HM	SW8260C
1,2,3-Trichlorobenzene	ND	8.9	ug/Kg	1	07/02/20	HM	SW8260C
1,2,3-Trichloropropane	ND	8.9	ug/Kg	1	07/02/20	HM	SW8260C
1,2,4-Trichlorobenzene	ND	8.9	ug/Kg	1	07/02/20	HM	SW8260C
1,2,4-Trimethylbenzene	ND	8.9	ug/Kg	1	07/02/20	HM	SW8260C
1,2-Dibromo-3-chloropropane	ND	8.9	ug/Kg	1	07/02/20	HM	SW8260C
1,2-Dibromoethane	ND	7.0	ug/Kg	1	07/02/20	HM	SW8260C
1,2-Dichlorobenzene	ND	8.9	ug/Kg	1	07/02/20	HM	SW8260C
1,2-Dichloroethane	ND	8.9	ug/Kg	1	07/02/20	HM	SW8260C
1,2-Dichloropropane	ND	8.9	ug/Kg	1	07/02/20	HM	SW8260C
1,3,5-Trimethylbenzene	ND	8.9	ug/Kg	1	07/02/20	HM	SW8260C
1,3-Dichlorobenzene	ND	8.9	ug/Kg	1	07/02/20	HM	SW8260C
1,3-Dichloropropane	ND	8.9	ug/Kg	1	07/02/20	HM	SW8260C
1,4-Dichlorobenzene	ND	8.9	ug/Kg	1	07/02/20	HM	SW8260C
2,2-Dichloropropane	ND	8.9	ug/Kg	1	07/02/20	HM	SW8260C
2-Chlorotoluene	ND	8.9	ug/Kg	1	07/02/20	HM	SW8260C
2-Hexanone	ND	44	ug/Kg	1	07/02/20	HM	SW8260C

Ver 2

Project ID: ROCKVILLE MGP EVERSOURCE
Client ID: SB-81 (5-6 FT)

Phoenix I.D.: CG26257

Parameter	Result	RL/ PQL	Units	Dilution	Date/Time	By	
2-Isopropyltoluene	ND	8.9	ug/Kg	1	07/02/20	HM	SW8260C
4-Chlorotoluene	ND	8.9	ug/Kg	1	07/02/20	HM	SW8260C
4-Methyl-2-pentanone	ND	44	ug/Kg	1	07/02/20	HM	SW8260C
Acetone	ND	440	ug/Kg	1	07/02/20	HM	SW8260C
Acrylonitrile	ND	8.9	ug/Kg	1	07/02/20	HM	SW8260C
Benzene	ND	8.9	ug/Kg	1	07/02/20	HM	SW8260C
Bromobenzene	ND	8.9	ug/Kg	1	07/02/20	HM	SW8260C
Bromochloromethane	ND	8.9	ug/Kg	1	07/02/20	HM	SW8260C
Bromodichloromethane	ND	8.9	ug/Kg	1	07/02/20	HM	SW8260C
Bromoform	ND	8.9	ug/Kg	1	07/02/20	HM	SW8260C
Bromomethane	ND	8.9	ug/Kg	1	07/02/20	HM	SW8260C
Carbon Disulfide	ND	8.9	ug/Kg	1	07/02/20	HM	SW8260C
Carbon tetrachloride	ND	8.9	ug/Kg	1	07/02/20	HM	SW8260C
Chlorobenzene	ND	8.9	ug/Kg	1	07/02/20	HM	SW8260C
Chloroethane	ND	8.9	ug/Kg	1	07/02/20	HM	SW8260C
Chloroform	ND	8.9	ug/Kg	1	07/02/20	HM	SW8260C
Chloromethane	ND	8.9	ug/Kg	1	07/02/20	HM	SW8260C
cis-1,2-Dichloroethene	ND	8.9	ug/Kg	1	07/02/20	HM	SW8260C
cis-1,3-Dichloropropene	ND	8.9	ug/Kg	1	07/02/20	HM	SW8260C
Dibromochloromethane	ND	5.3	ug/Kg	1	07/02/20	HM	SW8260C
Dibromomethane	ND	8.9	ug/Kg	1	07/02/20	HM	SW8260C
Dichlorodifluoromethane	ND	8.9	ug/Kg	1	07/02/20	HM	SW8260C
Ethylbenzene	ND	8.9	ug/Kg	1	07/02/20	HM	SW8260C
Hexachlorobutadiene	ND	8.9	ug/Kg	1	07/02/20	HM	SW8260C
Isopropylbenzene	ND	8.9	ug/Kg	1	07/02/20	HM	SW8260C
m&p-Xylene	ND	8.9	ug/Kg	1	07/02/20	HM	SW8260C
Methyl Ethyl Ketone	ND	53	ug/Kg	1	07/02/20	HM	SW8260C
Methyl t-butyl ether (MTBE)	ND	18	ug/Kg	1	07/02/20	HM	SW8260C
Methylene chloride	ND	18	ug/Kg	1	07/02/20	HM	SW8260C
Naphthalene	ND	8.9	ug/Kg	1	07/02/20	HM	SW8260C
n-Butylbenzene	ND	8.9	ug/Kg	1	07/02/20	HM	SW8260C
n-Propylbenzene	ND	8.9	ug/Kg	1	07/02/20	HM	SW8260C
o-Xylene	ND	8.9	ug/Kg	1	07/02/20	HM	SW8260C
p-Isopropyltoluene	ND	8.9	ug/Kg	1	07/02/20	HM	SW8260C
sec-Butylbenzene	ND	8.9	ug/Kg	1	07/02/20	HM	SW8260C
Styrene	ND	8.9	ug/Kg	1	07/02/20	HM	SW8260C
tert-Butylbenzene	ND	8.9	ug/Kg	1	07/02/20	HM	SW8260C
Tetrachloroethene	ND	8.9	ug/Kg	1	07/02/20	HM	SW8260C
Tetrahydrofuran (THF)	ND	18	ug/Kg	1	07/02/20	HM	SW8260C
Toluene	ND	8.9	ug/Kg	1	07/02/20	HM	SW8260C
Total Xylenes	ND	8.9	ug/Kg	1	07/02/20	HM	SW8260C
trans-1,2-Dichloroethene	ND	8.9	ug/Kg	1	07/02/20	HM	SW8260C
trans-1,3-Dichloropropene	ND	8.9	ug/Kg	1	07/02/20	HM	SW8260C
trans-1,4-dichloro-2-butene	ND	18	ug/Kg	1	07/02/20	HM	SW8260C
Trichloroethene	ND	8.9	ug/Kg	1	07/02/20	HM	SW8260C
Trichlorofluoromethane	ND	8.9	ug/Kg	1	07/02/20	HM	SW8260C
Trichlorotrifluoroethane	ND	18	ug/Kg	1	07/02/20	HM	SW8260C
Vinyl chloride	ND	8.9	ug/Kg	1	07/02/20	HM	SW8260C

QA/QC Surrogates

Project ID: ROCKVILLE MGP EVERSOURCE
Client ID: SB-81 (5-6 FT)
Phoenix I.D.: CG26257

Parameter	Result	RL/ PQL	Units	Dilution	Date/Time	By	
% 1,2-dichlorobenzene-d4	99		%	1	07/02/20	HM	70 - 130 %
% Bromofluorobenzene	98		%	1	07/02/20	HM	70 - 130 %
% Dibromofluoromethane	91		%	1	07/02/20	HM	70 - 130 %
% Toluene-d8	101		%	1	07/02/20	HM	70 - 130 %
SPLP Volatiles (GA criteria)							
1,1,1,2-Tetrachloroethane	ND	1.0	ug/L	1	07/06/20	MH	SW8260C
1,1,1-Trichloroethane	ND	1.0	ug/L	1	07/06/20	MH	SW8260C
1,1,2,2-Tetrachloroethane	ND	0.50	ug/L	1	07/06/20	MH	SW8260C
1,1,2-Trichloroethane	ND	1.0	ug/L	1	07/06/20	MH	SW8260C
1,1-Dichloroethane	ND	1.0	ug/L	1	07/06/20	MH	SW8260C
1,1-Dichloroethene	ND	1.0	ug/L	1	07/06/20	MH	SW8260C
1,1-Dichloropropene	ND	1.0	ug/L	1	07/06/20	MH	SW8260C
1,2,3-Trichlorobenzene	ND	1.0	ug/L	1	07/06/20	MH	SW8260C
1,2,3-Trichloropropane	ND	1.0	ug/L	1	07/06/20	MH	SW8260C
1,2,4-Trichlorobenzene	ND	1.0	ug/L	1	07/06/20	MH	SW8260C
1,2,4-Trimethylbenzene	ND	1.0	ug/L	1	07/06/20	MH	SW8260C
1,2-Dibromo-3-chloropropane	ND	1.0	ug/L	1	07/06/20	MH	SW8260C
1,2-Dichlorobenzene	ND	1.0	ug/L	1	07/06/20	MH	SW8260C
1,2-Dichloroethane	ND	1.0	ug/L	1	07/06/20	MH	SW8260C
1,2-Dichloropropane	ND	1.0	ug/L	1	07/06/20	MH	SW8260C
1,3,5-Trimethylbenzene	ND	1.0	ug/L	1	07/06/20	MH	SW8260C
1,3-Dichlorobenzene	ND	1.0	ug/L	1	07/06/20	MH	SW8260C
1,3-Dichloropropane	ND	1.0	ug/L	1	07/06/20	MH	SW8260C
1,4-Dichlorobenzene	ND	1.0	ug/L	1	07/06/20	MH	SW8260C
2,2-Dichloropropane	ND	1.0	ug/L	1	07/06/20	MH	SW8260C
2-Chlorotoluene	ND	1.0	ug/L	1	07/06/20	MH	SW8260C
2-Hexanone	ND	5.0	ug/L	1	07/06/20	MH	SW8260C
2-Isopropyltoluene	ND	1.0	ug/L	1	07/06/20	MH	SW8260C
4-Chlorotoluene	ND	1.0	ug/L	1	07/06/20	MH	SW8260C
4-Methyl-2-pentanone	ND	5.0	ug/L	1	07/06/20	MH	SW8260C
Acetone	ND	50	ug/L	1	07/06/20	MH	SW8260C
Acrylonitrile	ND	5.0	ug/L	1	07/06/20	MH	SW8260C
Benzene	ND	1.0	ug/L	1	07/06/20	MH	SW8260C
Bromobenzene	ND	1.0	ug/L	1	07/06/20	MH	SW8260C
Bromochloromethane	ND	1.0	ug/L	1	07/06/20	MH	SW8260C
Bromodichloromethane	ND	0.50	ug/L	1	07/06/20	MH	SW8260C
Bromoform	ND	1.0	ug/L	1	07/06/20	MH	SW8260C
Bromomethane	ND	1.0	ug/L	1	07/06/20	MH	SW8260C
Carbon Disulfide	ND	5.0	ug/L	1	07/06/20	MH	SW8260C
Carbon tetrachloride	ND	1.0	ug/L	1	07/06/20	MH	SW8260C
Chlorobenzene	ND	1.0	ug/L	1	07/06/20	MH	SW8260C
Chloroethane	ND	1.0	ug/L	1	07/06/20	MH	SW8260C
Chloroform	ND	1.0	ug/L	1	07/06/20	MH	SW8260C
Chloromethane	ND	1.0	ug/L	1	07/06/20	MH	SW8260C
cis-1,2-Dichloroethene	ND	1.0	ug/L	1	07/06/20	MH	SW8260C
cis-1,3-Dichloropropene	ND	0.40	ug/L	1	07/06/20	MH	SW8260C
Dibromochloromethane	ND	0.50	ug/L	1	07/06/20	MH	SW8260C
Dibromomethane	ND	1.0	ug/L	1	07/06/20	MH	SW8260C
Dichlorodifluoromethane	ND	1.0	ug/L	1	07/06/20	MH	SW8260C

Ver 2

Project ID: ROCKVILLE MGP EVERSOURCE
Client ID: SB-81 (5-6 FT)

Phoenix I.D.: CG26257

Parameter	Result	RL/ PQL	Units	Dilution	Date/Time	By	
Ethylbenzene	ND	1.0	ug/L	1	07/06/20	MH	SW8260C
Hexachlorobutadiene	ND	0.40	ug/L	1	07/06/20	MH	SW8260C
Isopropylbenzene	ND	1.0	ug/L	1	07/06/20	MH	SW8260C
m&p-Xylene	ND	1.0	ug/L	1	07/06/20	MH	SW8260C
Methyl ethyl ketone	ND	5.0	ug/L	1	07/06/20	MH	SW8260C
Methyl t-butyl ether (MTBE)	ND	1.0	ug/L	1	07/06/20	MH	SW8260C
Naphthalene	5.7	1.0	ug/L	1	07/06/20	MH	SW8260C
n-Butylbenzene	ND	1.0	ug/L	1	07/06/20	MH	SW8260C
n-Propylbenzene	ND	1.0	ug/L	1	07/06/20	MH	SW8260C
o-Xylene	ND	1.0	ug/L	1	07/06/20	MH	SW8260C
p-Isopropyltoluene	ND	1.0	ug/L	1	07/06/20	MH	SW8260C
sec-Butylbenzene	ND	1.0	ug/L	1	07/06/20	MH	SW8260C
Styrene	ND	1.0	ug/L	1	07/06/20	MH	SW8260C
tert-Butylbenzene	ND	1.0	ug/L	1	07/06/20	MH	SW8260C
Tetrachloroethene	ND	1.0	ug/L	1	07/06/20	MH	SW8260C
Tetrahydrofuran (THF)	ND	5.0	ug/L	1	07/06/20	MH	SW8260C
Toluene	ND	1.0	ug/L	1	07/06/20	MH	SW8260C
Total Xylenes	ND	1.0	ug/L	1	07/06/20	MH	SW8260C
trans-1,2-Dichloroethene	ND	1.0	ug/L	1	07/06/20	MH	SW8260C
trans-1,3-Dichloropropene	ND	0.40	ug/L	1	07/06/20	MH	SW8260C
trans-1,4-dichloro-2-butene	ND	5.0	ug/L	1	07/06/20	MH	SW8260C
Trichloroethene	ND	1.0	ug/L	1	07/06/20	MH	SW8260C
Trichlorofluoromethane	ND	1.0	ug/L	1	07/06/20	MH	SW8260C
Trichlorotrifluoroethane	ND	1.0	ug/L	1	07/06/20	MH	SW8260C
Vinyl chloride	ND	1.0	ug/L	1	07/06/20	MH	SW8260C
QA/QC Surrogates							
% 1,2-dichlorobenzene-d4	98		%	1	07/06/20	MH	70 - 130 %
% Bromofluorobenzene	96		%	1	07/06/20	MH	70 - 130 %
% Dibromofluoromethane	99		%	1	07/06/20	MH	70 - 130 %
% Toluene-d8	107		%	1	07/06/20	MH	70 - 130 %
Polynuclear Aromatic HC							
2-Methylnaphthalene	ND	280	ug/Kg	1	07/02/20	WB	SW8270D
Acenaphthene	ND	280	ug/Kg	1	07/02/20	WB	SW8270D
Acenaphthylene	900	280	ug/Kg	1	07/02/20	WB	SW8270D
Anthracene	340	280	ug/Kg	1	07/02/20	WB	SW8270D
Benz(a)anthracene	1100	280	ug/Kg	1	07/02/20	WB	SW8270D
Benzo(a)pyrene	2200	280	ug/Kg	1	07/02/20	WB	SW8270D
Benzo(b)fluoranthene	1300	280	ug/Kg	1	07/02/20	WB	SW8270D
Benzo(ghi)perylene	2400	280	ug/Kg	1	07/02/20	WB	SW8270D
Benzo(k)fluoranthene	910	280	ug/Kg	1	07/02/20	WB	SW8270D
Chrysene	1600	280	ug/Kg	1	07/02/20	WB	SW8270D
Dibenz(a,h)anthracene	440	280	ug/Kg	1	07/02/20	WB	SW8270D
Fluoranthene	1300	280	ug/Kg	1	07/02/20	WB	SW8270D
Fluorene	ND	280	ug/Kg	1	07/02/20	WB	SW8270D
Indeno(1,2,3-cd)pyrene	1900	280	ug/Kg	1	07/02/20	WB	SW8270D
Naphthalene	ND	280	ug/Kg	1	07/02/20	WB	SW8270D
Phenanthrene	920	280	ug/Kg	1	07/02/20	WB	SW8270D
Pyrene	2800	280	ug/Kg	1	07/02/20	WB	SW8270D
QA/QC Surrogates							

Ver 2

Project ID: ROCKVILLE MGP EVERSOURCE
Client ID: SB-81 (5-6 FT)

Phoenix I.D.: CG26257

Parameter	Result	RL/ PQL	Units	Dilution	Date/Time	By	
% 2-Fluorobiphenyl	66		%	1	07/02/20	WB	30 - 130 %
% Nitrobenzene-d5	62		%	1	07/02/20	WB	30 - 130 %
% Terphenyl-d14	90		%	1	07/02/20	WB	30 - 130 %
Field Extraction	Completed				07/01/20		SW5035A

RL/PQL=Reporting/Practical Quantitation Level ND=Not Detected BRL=Below Reporting Level
QA/QC Surrogates: Surrogates are compounds (preceeded with a %) added by the lab to determine analysis efficiency. Surrogate results(%) listed in the report are not "detected" compounds.

Comments:

SPLP Volatile comment:
Methylene chloride and 1,2-Dibromoethane are not included in the SPLP list.
1,2-Dibromo-3-chloropropane does not meet GA criteria for the SPLP 8260 extraction, this compound is analyzed by GC/ECD to achieve this criteria.

All soils, solids and sludges are reported on a dry weight basis unless otherwise noted in the sample comments.

If you are the client above and have any questions concerning this testing, please do not hesitate to contact Phoenix Client Services at ext.200.
The contents of this report cannot be discussed with anyone other than the client listed above without their written consent.

Phyllis Shiller, Laboratory Director
July 20, 2020
Reviewed and Released by: Phyllis Shiller, Laboratory Director

Environmental Laboratories, Inc.
587 East Middle Turnpike, P.O.Box 370, Manchester, CT 06045
Tel. (860) 645-1102 Fax (860) 645-0823

QA/QC Report

July 20, 2020

QA/QC Data

SDG I.D.: GCG26236

Parameter	Blank	Blk RL	LCS %	LCSD %	LCS RPD	MS %	MSD %	MS RPD	% Rec Limits	% RPD Limits
QA/QC Batch 537513 (mg/Kg), QC Sample No: CG34011 (CG26247)										
TPH by GC (Extractable Products) - Soil										
Ext. Petroleum H.C. (C9-C36)	ND	50	80	70	13.3	54	64	16.9	60 - 120	30
% n-Pentacosane	60	%	80	69	14.8	65	76	15.6	50 - 150	30
Comment:										
Additional surrogate criteria: LCS acceptance range is 60-120% MS acceptance range 50-150%. The ETPH/DRO LCS has been normalized based on the alkane calibration.										
QA/QC Batch 535869 (ug/Kg), QC Sample No: CG25084 10X (CG26236, CG26239, CG26242, CG26246, CG26250, CG26254)										
Chlorinated Herbicides - Soil										
2,4,5-T	ND	83	54	52	3.8	57	51	11.1	40 - 140	30
2,4,5-TP (Silvex)	ND	83	73	72	1.4	73	71	2.8	40 - 140	30
2,4-D	ND	170	62	59	5.0	59	54	8.8	40 - 140	30
2,4-DB	ND	1700	58	52	10.9	59	54	8.8	40 - 140	30
Dalapon	ND	83	58	48	18.9	39	52	28.6	40 - 140	30
Dicamba	ND	83	83	70	17.0	79	77	2.6	40 - 140	30
Dichloroprop	ND	83	80	79	1.3	77	71	8.1	40 - 140	30
Dinoseb	ND	83	62	59	5.0	63	58	8.3	40 - 140	30
% DCAA (Surrogate Rec)	47	%	63	58	8.3	61	59	3.3	30 - 150	30
% DCAA (Surrogate Rec) (Confirm	51	%	59	57	3.4	55	53	3.7	30 - 150	30
Comment:										
Additional criteria: LCS acceptance range is 40-140% MS acceptance range 30-150%.										
QA/QC Batch 535926 (ug/Kg), QC Sample No: CG25636 2X (CG26236, CG26239, CG26242, CG26246, CG26250, CG26254)										
Pesticides - Soil										
4,4' -DDD	ND	1.7	68	73	7.1	71	73	2.8	40 - 140	30
4,4' -DDE	ND	1.7	61	66	7.9	66	66	0.0	40 - 140	30
4,4' -DDT	ND	1.7	67	64	4.6	67	71	5.8	40 - 140	30
a-BHC	ND	1.0	56	61	8.5	56	59	5.2	40 - 140	30
Alachlor	ND	3.3	NA	NA	NC	NA	NA	NC	40 - 140	30
Aldrin	ND	1.0	60	66	9.5	61	63	3.2	40 - 140	30
b-BHC	ND	1.0	88	95	7.7	98	104	5.9	40 - 140	30
Chlordane	ND	33	66	72	8.7	72	71	1.4	40 - 140	30
d-BHC	ND	3.3	60	64	6.5	63	64	1.6	40 - 140	30
Dieldrin	ND	1.0	72	76	5.4	75	76	1.3	40 - 140	30
Endosulfan I	ND	3.3	70	73	4.2	76	78	2.6	40 - 140	30
Endosulfan II	ND	3.3	79	81	2.5	78	82	5.0	40 - 140	30
Endosulfan sulfate	ND	3.3	102	112	9.3	116	112	3.5	40 - 140	30
Endrin	ND	3.3	68	71	4.3	73	73	0.0	40 - 140	30
Endrin aldehyde	ND	3.3	95	95	0.0	79	88	10.8	40 - 140	30
Endrin ketone	ND	3.3	86	96	11.0	96	96	0.0	40 - 140	30
g-BHC	ND	1.0	62	68	9.2	66	65	1.5	40 - 140	30
Heptachlor	ND	3.3	62	64	3.2	61	65	6.3	40 - 140	30
Heptachlor epoxide	ND	3.3	66	71	7.3	71	70	1.4	40 - 140	30

QA/QC Data

SDG I.D.: GCG26236

Parameter	Blank	Blk RL	LCS %	LCSD %	LCS RPD	MS %	MSD %	MS RPD	% Rec Limits	% RPD Limits	
Methoxychlor	ND	3.3	75	71	5.5	73	73	0.0	40 - 140	30	
Toxaphene	ND	130	NA	NA	NC	NA	NA	NC	40 - 140	30	
% DCBP	82	%	76	78	2.6	85	83	2.4	30 - 150	30	
% DCBP (Confirmation)	78	%	79	85	7.3	82	79	3.7	30 - 150	30	
% TCMX	52	%	58	57	1.7	55	60	8.7	30 - 150	30	
% TCMX (Confirmation)	54	%	60	60	0.0	59	62	5.0	30 - 150	30	
QA/QC Batch 535859 (ug/kg), QC Sample No: CG25444 (CG26255, CG26256, CG26257)											
Semivolatiles - Soil											
2-Methylnaphthalene	ND	230	71	73	2.8	70	71	1.4	40 - 140	30	
Acenaphthene	ND	230	78	77	1.3	75	76	1.3	30 - 130	30	
Acenaphthylene	ND	130	77	77	0.0	76	76	0.0	40 - 140	30	
Anthracene	ND	230	76	73	4.0	73	73	0.0	40 - 140	30	
Benz(a)anthracene	ND	230	80	78	2.5	76	75	1.3	40 - 140	30	
Benzo(a)pyrene	ND	130	81	79	2.5	75	76	1.3	40 - 140	30	
Benzo(b)fluoranthene	ND	160	95	95	0.0	89	89	0.0	40 - 140	30	
Benzo(ghi)perylene	ND	230	80	81	1.2	74	75	1.3	40 - 140	30	
Benzo(k)fluoranthene	ND	230	62	60	3.3	55	56	1.8	40 - 140	30	
Chrysene	ND	230	81	80	1.2	76	77	1.3	40 - 140	30	
Dibenz(a,h)anthracene	ND	130	80	82	2.5	74	77	4.0	40 - 140	30	
Fluoranthene	ND	230	78	75	3.9	74	73	1.4	40 - 140	30	
Fluorene	ND	230	81	77	5.1	76	77	1.3	40 - 140	30	
Indeno(1,2,3-cd)pyrene	ND	230	80	79	1.3	73	76	4.0	40 - 140	30	
Naphthalene	ND	230	68	71	4.3	67	66	1.5	40 - 140	30	
Phenanthrene	ND	130	77	75	2.6	73	73	0.0	40 - 140	30	
Pyrene	ND	230	82	78	5.0	82	81	1.2	30 - 130	30	
% 2-Fluorobiphenyl	64	%	67	69	2.9	66	65	1.5	30 - 130	30	
% Nitrobenzene-d5	63	%	64	69	7.5	66	64	3.1	30 - 130	30	
% Terphenyl-d14	77	%	83	80	3.7	82	83	1.2	30 - 130	30	

Comment:

Additional 8270 criteria: 20% of compounds can be outside of acceptance criteria as long as recovery is at least 10%. (Acid surrogates acceptance range for aqueous samples: 15-110%, for soils 30-130%)

QA/QC Batch 535922 (ug/kg), QC Sample No: CG26238 (CG26236, CG26237, CG26238, CG26239, CG26240, CG26241, CG26242, CG26243, CG26244, CG26245, CG26246, CG26247, CG26248, CG26249, CG26250, CG26252, CG26253)

Polynuclear Aromatic HC - Soil

2-Methylnaphthalene	ND	230	82	76	7.6	71	72	1.4	40 - 140	30	
Acenaphthene	ND	230	80	77	3.8	85	78	8.6	30 - 130	30	
Acenaphthylene	ND	230	79	78	1.3	63	69	9.1	40 - 140	30	
Anthracene	ND	230	82	76	7.6	70	73	4.2	40 - 140	30	
Benz(a)anthracene	ND	230	79	77	2.6	NC	NC	NC	40 - 140	30	
Benzo(a)pyrene	ND	230	83	75	10.1	NC	NC	NC	40 - 140	30	
Benzo(b)fluoranthene	ND	230	94	87	7.7	NC	NC	NC	40 - 140	30	
Benzo(ghi)perylene	ND	230	68	80	16.2	34	37	8.5	40 - 140	30	m
Benzo(k)fluoranthene	ND	230	63	62	1.6	NC	NC	NC	40 - 140	30	
Chrysene	ND	230	84	79	6.1	NC	NC	NC	40 - 140	30	
Dibenz(a,h)anthracene	ND	230	64	78	19.7	50	59	16.5	40 - 140	30	
Fluoranthene	ND	230	77	72	6.7	NC	NC	NC	40 - 140	30	
Fluorene	ND	230	75	72	4.1	82	72	13.0	40 - 140	30	
Indeno(1,2,3-cd)pyrene	ND	230	64	74	14.5	53	55	3.7	40 - 140	30	
Naphthalene	ND	230	73	75	2.7	64	65	1.6	40 - 140	30	
Phenanthrene	ND	230	82	76	7.6	72	74	2.7	40 - 140	30	
Pyrene	ND	230	79	62	24.1	NC	NC	NC	30 - 130	30	
% 2-Fluorobiphenyl	81	%	77	78	1.3	67	80	17.7	30 - 130	30	

QA/QC Data

SDG I.D.: GCG26236

Parameter	Blank	Blk RL	LCS %	LCSD %	LCS RPD	MS %	MSD %	MS RPD	% Rec Limits	% RPD Limits	
% Nitrobenzene-d5	61	%	64	66	3.1	55	61	10.3	30 - 130	30	
% Terphenyl-d14	86	%	87	67	26.0	71	61	15.2	30 - 130	30	

Comment:

Additional 8270 criteria: 20% of compounds can be outside of acceptance criteria as long as recovery is at least 10%. (Acid surrogates acceptance range for aqueous samples: 15-110%, for soils 30-130%)

QA/QC Batch 536038 (ug/kg), QC Sample No: CG26749 (CG26254)

Semivolatiles - Soil

2-Methylnaphthalene	ND	230	78	86	9.8	76	73	4.0	40 - 140	30	
Acenaphthene	ND	230	85	90	5.7	78	74	5.3	30 - 130	30	
Acenaphthylene	ND	130	83	89	7.0	79	73	7.9	40 - 140	30	
Anthracene	ND	230	84	88	4.7	80	76	5.1	40 - 140	30	
Benz(a)anthracene	ND	230	84	90	6.9	79	75	5.2	40 - 140	30	
Benzo(a)pyrene	ND	130	84	88	4.7	83	78	6.2	40 - 140	30	
Benzo(b)fluoranthene	ND	160	103	106	2.9	97	94	3.1	40 - 140	30	
Benzo(ghi)perylene	ND	230	54	60	10.5	61	57	6.8	40 - 140	30	
Benzo(k)fluoranthene	ND	230	71	72	1.4	64	61	4.8	40 - 140	30	
Chrysene	ND	230	85	98	14.2	79	78	1.3	40 - 140	30	
Dibenz(a,h)anthracene	ND	130	69	95	31.7	67	62	7.8	40 - 140	30	r
Fluoranthene	ND	230	81	50	47.3	71	71	0.0	40 - 140	30	r
Fluorene	ND	230	85	87	2.3	77	73	5.3	40 - 140	30	
Indeno(1,2,3-cd)pyrene	ND	230	69	83	18.4	63	62	1.6	40 - 140	30	
Naphthalene	ND	230	71	78	9.4	71	66	7.3	40 - 140	30	
Phenanthrene	ND	130	86	92	6.7	79	75	5.2	40 - 140	30	
Pyrene	ND	230	84	35	82.4	71	72	1.4	30 - 130	30	r
% 2-Fluorobiphenyl	75	%	81	87	7.1	78	74	5.3	30 - 130	30	
% Nitrobenzene-d5	60	%	59	63	6.6	61	60	1.7	30 - 130	30	
% Terphenyl-d14	86	%	93	38	84.0	75	78	3.9	30 - 130	30	r

Comment:

Additional 8270 criteria: 20% of compounds can be outside of acceptance criteria as long as recovery is at least 10%. (Acid surrogates acceptance range for aqueous samples: 15-110%, for soils 30-130%)

QA/QC Batch 536358 (ug/L), QC Sample No: CG24082 (CG26248, CG26253, CG26257)

Volatiles - SPLP

1,1,1,2-Tetrachloroethane	ND	1.0	101	103	2.0				70 - 130	30	
1,1,1-Trichloroethane	ND	1.0	93	96	3.2				70 - 130	30	
1,1,2,2-Tetrachloroethane	ND	0.50	93	98	5.2				70 - 130	30	
1,1,2-Trichloroethane	ND	1.0	89	91	2.2				70 - 130	30	
1,1-Dichloroethane	ND	1.0	93	96	3.2				70 - 130	30	
1,1-Dichloroethene	ND	1.0	95	97	2.1				70 - 130	30	
1,1-Dichloropropene	ND	1.0	91	95	4.3				70 - 130	30	
1,2,3-Trichlorobenzene	ND	1.0	92	95	3.2				70 - 130	30	
1,2,3-Trichloropropane	ND	1.0	92	97	5.3				70 - 130	30	
1,2,4-Trichlorobenzene	ND	1.0	82	84	2.4				70 - 130	30	
1,2,4-Trimethylbenzene	ND	1.0	96	96	0.0				70 - 130	30	
1,2-Dibromo-3-chloropropane	ND	1.0	83	90	8.1				70 - 130	30	
1,2-Dichlorobenzene	ND	1.0	88	91	3.4				70 - 130	30	
1,2-Dichloroethane	ND	1.0	89	93	4.4				70 - 130	30	
1,2-Dichloropropane	ND	1.0	93	98	5.2				70 - 130	30	
1,3,5-Trimethylbenzene	ND	1.0	97	97	0.0				70 - 130	30	
1,3-Dichlorobenzene	ND	1.0	92	93	1.1				70 - 130	30	
1,3-Dichloropropane	ND	1.0	89	93	4.4				70 - 130	30	
1,4-Dichlorobenzene	ND	1.0	89	91	2.2				70 - 130	30	
2,2-Dichloropropane	ND	1.0	97	99	2.0				70 - 130	30	

QA/QC Data

SDG I.D.: GCG26236

Parameter	Blank	Blk RL	LCS %	LCSD %	LCS RPD	MS %	MSD %	MS RPD	% Rec Limits	% RPD Limits	
2-Chlorotoluene	ND	1.0	96	96	0.0				70 - 130	30	
2-Hexanone	ND	5.0	81	87	7.1				70 - 130	30	
2-Isopropyltoluene	ND	1.0	98	99	1.0				70 - 130	30	
4-Chlorotoluene	ND	1.0	93	95	2.1				70 - 130	30	
4-Methyl-2-pentanone	ND	5.0	89	93	4.4				70 - 130	30	
Acetone	ND	5.0	74	78	5.3				70 - 130	30	
Acrylonitrile	ND	5.0	88	98	10.8				70 - 130	30	
Benzene	ND	0.70	96	100	4.1				70 - 130	30	
Bromobenzene	ND	1.0	93	95	2.1				70 - 130	30	
Bromochloromethane	ND	1.0	88	95	7.7				70 - 130	30	
Bromodichloromethane	ND	0.50	99	100	1.0				70 - 130	30	
Bromoform	ND	1.0	130	133	2.3				70 - 130	30	I
Bromomethane	ND	1.0	119	125	4.9				70 - 130	30	
Carbon Disulfide	ND	1.0	102	105	2.9				70 - 130	30	
Carbon tetrachloride	ND	1.0	111	114	2.7				70 - 130	30	
Chlorobenzene	ND	1.0	92	94	2.2				70 - 130	30	
Chloroethane	ND	1.0	95	97	2.1				70 - 130	30	
Chloroform	ND	1.0	88	92	4.4				70 - 130	30	
Chloromethane	ND	1.0	105	99	5.9				70 - 130	30	
cis-1,2-Dichloroethene	ND	1.0	90	93	3.3				70 - 130	30	
cis-1,3-Dichloropropene	ND	0.40	99	101	2.0				70 - 130	30	
Dibromochloromethane	ND	0.50	108	113	4.5				70 - 130	30	
Dibromomethane	ND	1.0	89	92	3.3				70 - 130	30	
Dichlorodifluoromethane	ND	1.0	111	124	11.1				70 - 130	30	
Ethylbenzene	ND	1.0	93	95	2.1				70 - 130	30	
Hexachlorobutadiene	ND	0.40	92	95	3.2				70 - 130	30	
Isopropylbenzene	ND	1.0	96	99	3.1				70 - 130	30	
m&p-Xylene	ND	1.0	95	96	1.0				70 - 130	30	
Methyl ethyl ketone	ND	5.0	88	93	5.5				70 - 130	30	
Methyl t-butyl ether (MTBE)	ND	1.0	87	89	2.3				70 - 130	30	
Naphthalene	ND	1.0	92	95	3.2				70 - 130	30	
n-Butylbenzene	ND	1.0	100	98	2.0				70 - 130	30	
n-Propylbenzene	ND	1.0	97	98	1.0				70 - 130	30	
o-Xylene	ND	1.0	97	100	3.0				70 - 130	30	
p-Isopropyltoluene	ND	1.0	100	100	0.0				70 - 130	30	
sec-Butylbenzene	ND	1.0	106	106	0.0				70 - 130	30	
Styrene	ND	1.0	97	100	3.0				70 - 130	30	
tert-Butylbenzene	ND	1.0	97	98	1.0				70 - 130	30	
Tetrachloroethene	ND	1.0	91	94	3.2				70 - 130	30	
Tetrahydrofuran (THF)	ND	2.5	80	83	3.7				70 - 130	30	
Toluene	ND	1.0	96	99	3.1				70 - 130	30	
trans-1,2-Dichloroethene	ND	1.0	100	103	3.0				70 - 130	30	
trans-1,3-Dichloropropene	ND	0.40	98	102	4.0				70 - 130	30	
trans-1,4-dichloro-2-butene	ND	5.0	174	180	3.4				70 - 130	30	I
Trichloroethene	ND	1.0	91	94	3.2				70 - 130	30	
Trichlorofluoromethane	ND	1.0	89	96	7.6				70 - 130	30	
Trichlorotrifluoroethane	ND	1.0	84	93	10.2				70 - 130	30	
Vinyl chloride	ND	1.0	108	112	3.6				70 - 130	30	
% 1,2-dichlorobenzene-d4	99	%	96	98	2.1				70 - 130	30	
% Bromofluorobenzene	99	%	106	103	2.9				70 - 130	30	
% Dibromofluoromethane	95	%	100	96	4.1				70 - 130	30	
% Toluene-d8	101	%	100	100	0.0				70 - 130	30	

QA/QC Data

SDG I.D.: GCG26236

Parameter	Blank	Blk RL	LCS %	LCSD %	LCS RPD	MS %	MSD %	MS RPD	% Rec Limits	% RPD Limits	
Comment:											
A LCS and LCS Duplicate were performed instead of a matrix spike and matrix spike duplicate.											
Additional 8260 criteria: 10% of LCS/LCSD compounds can be outside of acceptance criteria as long as recovery is 40-160%, 25-160% for Chloroethane-HL and Trichlorofluoromethane-HL.											
QA/QC Batch 536007 (ug/kg), QC Sample No: CG25724 (CG26243, CG26244, CG26245, CG26247, CG26248, CG26249, CG26252, CG26253, CG26255, CG26256, CG26257)											
Volatiles - Soil (Low Level)											
1,1,1,2-Tetrachloroethane	ND	5.0	101	101	0.0	80	97	19.2	70 - 130	30	
1,1,1-Trichloroethane	ND	5.0	105	106	0.9	91	105	14.3	70 - 130	30	
1,1,2,2-Tetrachloroethane	ND	3.0	110	108	1.8	87	113	26.0	70 - 130	30	
1,1,2-Trichloroethane	ND	5.0	98	96	2.1	78	92	16.5	70 - 130	30	
1,1-Dichloroethane	ND	5.0	115	112	2.6	97	114	16.1	70 - 130	30	
1,1-Dichloroethene	ND	5.0	116	117	0.9	103	117	12.7	70 - 130	30	
1,1-Dichloropropene	ND	5.0	103	103	0.0	90	101	11.5	70 - 130	30	
1,2,3-Trichlorobenzene	ND	5.0	91	91	0.0	56	62	10.2	70 - 130	30	m
1,2,3-Trichloropropane	ND	5.0	112	113	0.9	89	114	24.6	70 - 130	30	
1,2,4-Trichlorobenzene	ND	5.0	92	91	1.1	57	65	13.1	70 - 130	30	m
1,2,4-Trimethylbenzene	ND	1.0	103	102	1.0	80	100	22.2	70 - 130	30	
1,2-Dibromo-3-chloropropane	ND	5.0	95	95	0.0	66	88	28.6	70 - 130	30	m
1,2-Dibromoethane	ND	5.0	103	102	1.0	80	98	20.2	70 - 130	30	
1,2-Dichlorobenzene	ND	5.0	98	98	0.0	71	88	21.4	70 - 130	30	
1,2-Dichloroethane	ND	5.0	108	108	0.0	89	104	15.5	70 - 130	30	
1,2-Dichloropropane	ND	5.0	100	99	1.0	84	99	16.4	70 - 130	30	
1,3,5-Trimethylbenzene	ND	1.0	105	104	1.0	84	105	22.2	70 - 130	30	
1,3-Dichlorobenzene	ND	5.0	96	95	1.0	70	87	21.7	70 - 130	30	
1,3-Dichloropropane	ND	5.0	108	106	1.9	86	106	20.8	70 - 130	30	
1,4-Dichlorobenzene	ND	5.0	97	96	1.0	70	86	20.5	70 - 130	30	
2,2-Dichloropropane	ND	5.0	107	109	1.9	93	104	11.2	70 - 130	30	
2-Chlorotoluene	ND	5.0	100	100	0.0	77	100	26.0	70 - 130	30	
2-Hexanone	ND	25	90	90	0.0	65	72	10.2	70 - 130	30	m
2-Isopropyltoluene	ND	5.0	104	104	0.0	82	102	21.7	70 - 130	30	
4-Chlorotoluene	ND	5.0	97	97	0.0	74	93	22.8	70 - 130	30	
4-Methyl-2-pentanone	ND	25	100	99	1.0	80	92	14.0	70 - 130	30	
Acetone	ND	10	88	89	1.1	62	75	19.0	70 - 130	30	m
Acrylonitrile	ND	5.0	120	101	17.2	75	85	12.5	70 - 130	30	
Benzene	ND	1.0	103	103	0.0	87	101	14.9	70 - 130	30	
Bromobenzene	ND	5.0	96	95	1.0	73	93	24.1	70 - 130	30	
Bromochloromethane	ND	5.0	100	100	0.0	82	98	17.8	70 - 130	30	
Bromodichloromethane	ND	5.0	109	107	1.9	86	103	18.0	70 - 130	30	
Bromoform	ND	5.0	97	99	2.0	69	88	24.2	70 - 130	30	m
Bromomethane	ND	5.0	133	139	4.4	116	138	17.3	70 - 130	30	l,m
Carbon Disulfide	ND	5.0	114	116	1.7	99	113	13.2	70 - 130	30	
Carbon tetrachloride	ND	5.0	112	114	1.8	79	109	31.9	70 - 130	30	r
Chlorobenzene	ND	5.0	101	101	0.0	81	96	16.9	70 - 130	30	
Chloroethane	ND	5.0	117	123	5.0	104	124	17.5	70 - 130	30	
Chloroform	ND	5.0	107	107	0.0	91	107	16.2	70 - 130	30	
Chloromethane	ND	5.0	107	108	0.9	87	106	19.7	70 - 130	30	
cis-1,2-Dichloroethene	ND	5.0	97	97	0.0	84	99	16.4	70 - 130	30	
cis-1,3-Dichloropropene	ND	5.0	99	98	1.0	79	93	16.3	70 - 130	30	
Dibromochloromethane	ND	3.0	107	107	0.0	82	101	20.8	70 - 130	30	
Dibromomethane	ND	5.0	102	100	2.0	82	99	18.8	70 - 130	30	
Dichlorodifluoromethane	ND	5.0	146	145	0.7	130	146	11.6	70 - 130	30	l,m

QA/QC Data

SDG I.D.: GCG26236

Parameter	Blank	Blk RL	LCS %	LCSD %	LCS RPD	MS %	MSD %	MS RPD	% Rec Limits	% RPD Limits	
Ethylbenzene	ND	1.0	102	102	0.0	84	100	17.4	70 - 130	30	
Hexachlorobutadiene	ND	5.0	96	94	2.1	66	75	12.8	70 - 130	30	m
Isopropylbenzene	ND	1.0	103	102	1.0	83	105	23.4	70 - 130	30	
m&p-Xylene	ND	2.0	103	101	2.0	83	98	16.6	70 - 130	30	
Methyl ethyl ketone	ND	5.0	91	93	2.2	67	77	13.9	70 - 130	30	m
Methyl t-butyl ether (MTBE)	ND	1.0	100	101	1.0	86	101	16.0	70 - 130	30	
Methylene chloride	ND	5.0	106	109	2.8	91	109	18.0	70 - 130	30	
Naphthalene	ND	5.0	100	99	1.0	64	72	11.8	70 - 130	30	m
n-Butylbenzene	ND	1.0	110	108	1.8	83	101	19.6	70 - 130	30	
n-Propylbenzene	ND	1.0	102	101	1.0	80	101	23.2	70 - 130	30	
o-Xylene	ND	2.0	101	101	0.0	82	96	15.7	70 - 130	30	
p-Isopropyltoluene	ND	1.0	104	104	0.0	81	99	20.0	70 - 130	30	
sec-Butylbenzene	ND	1.0	113	113	0.0	90	113	22.7	70 - 130	30	
Styrene	ND	5.0	101	101	0.0	76	79	3.9	70 - 130	30	
tert-Butylbenzene	ND	1.0	104	103	1.0	82	104	23.7	70 - 130	30	
Tetrachloroethene	ND	5.0	88	86	2.3	73	83	12.8	70 - 130	30	
Tetrahydrofuran (THF)	ND	5.0	96	97	1.0	80	94	16.1	70 - 130	30	
Toluene	ND	1.0	100	98	2.0	82	95	14.7	70 - 130	30	
trans-1,2-Dichloroethene	ND	5.0	121	123	1.6	106	121	13.2	70 - 130	30	
trans-1,3-Dichloropropene	ND	5.0	100	99	1.0	78	92	16.5	70 - 130	30	
trans-1,4-dichloro-2-butene	ND	5.0	110	113	2.7	79	100	23.5	70 - 130	30	
Trichloroethene	ND	5.0	97	96	1.0	79	91	14.1	70 - 130	30	
Trichlorofluoromethane	ND	5.0	123	127	3.2	112	128	13.3	70 - 130	30	
Trichlorotrifluoroethane	ND	5.0	117	116	0.9	105	119	12.5	70 - 130	30	
Vinyl chloride	ND	5.0	125	127	1.6	111	127	13.4	70 - 130	30	
% 1,2-dichlorobenzene-d4	100	%	100	98	2.0	99	99	0.0	70 - 130	30	
% Bromofluorobenzene	102	%	104	104	0.0	105	102	2.9	70 - 130	30	
% Dibromofluoromethane	94	%	95	94	1.1	94	94	0.0	70 - 130	30	
% Toluene-d8	101	%	100	100	0.0	100	101	1.0	70 - 130	30	

Comment:

Additional 8260 criteria: 10% of LCS/LCSD compounds can be outside of acceptance criteria as long as recovery is 40-160%, 25-160% for Chloroethane-HL and Trichlorofluoromethane-HL.

QA/QC Batch 536321 (ug/L), QC Sample No: CG26055 (CG26244, CG26249, CG26252, CG26256)

Volatiles - SPLP

Benzene	ND	0.70	82	84	2.4				70 - 130	30	

Comment:

A LCS and LCS Duplicate were performed instead of a matrix spike and matrix spike duplicate.

Additional 8260 criteria: 10% of LCS/LCSD compounds can be outside of acceptance criteria as long as recovery is 40-160%, 25-160% for Chloroethane-HL and Trichlorofluoromethane-HL.

QA/QC Batch 536207H (ug/kg), QC Sample No: CG26243 50X (CG26243 (50X) , CG26248 (50X) , CG26252 (50X) , CG26256 (50X))

Volatiles - Soil (High Level)

1,2,3-Trichlorobenzene	ND	250	101	100	1.0				70 - 130	30	
1,2,3-Trichloropropane	ND	250	114	108	5.4				70 - 130	30	
1,2,4-Trichlorobenzene	ND	250	106	105	0.9				70 - 130	30	
1,2,4-Trimethylbenzene	ND	250	107	105	1.9				70 - 130	30	
1,2-Dichlorobenzene	ND	250	101	99	2.0				70 - 130	30	
1,3,5-Trimethylbenzene	ND	250	108	107	0.9				70 - 130	30	
1,3-Dichlorobenzene	ND	250	100	100	0.0				70 - 130	30	
1,4-Dichlorobenzene	ND	250	102	101	1.0				70 - 130	30	
2-Chlorotoluene	ND	250	104	102	1.9				70 - 130	30	

QA/QC Data

SDG I.D.: GCG26236

Parameter	Blank	Blk RL	LCS %	LCSD %	LCS RPD	MS %	MSD %	MS RPD	% Rec Limits	% RPD Limits
2-Isopropyltoluene	ND	250	106	105	0.9				70 - 130	30
4-Chlorotoluene	ND	250	102	102	0.0				70 - 130	30
Bromobenzene	ND	250	96	96	0.0				70 - 130	30
Hexachlorobutadiene	ND	250	105	105	0.0				70 - 130	30
Isopropylbenzene	ND	250	104	103	1.0				70 - 130	30
Naphthalene	ND	250	104	101	2.9				70 - 130	30
n-Butylbenzene	ND	250	118	118	0.0				70 - 130	30
n-Propylbenzene	ND	250	106	104	1.9				70 - 130	30
p-Isopropyltoluene	ND	250	109	108	0.9				70 - 130	30
sec-Butylbenzene	ND	250	117	114	2.6				70 - 130	30
tert-Butylbenzene	ND	250	103	102	1.0				70 - 130	30
Tetrachloroethene	ND	250	89	89	0.0				70 - 130	30
trans-1,4-dichloro-2-butene	ND	250	115	111	3.5				70 - 130	30
% 1,2-dichlorobenzene-d4	99	%	99	99	0.0				70 - 130	30
% Bromofluorobenzene	100	%	104	104	0.0				70 - 130	30
% Dibromofluoromethane	92	%	93	92	1.1				70 - 130	30
% Toluene-d8	101	%	100	100	0.0				70 - 130	30

Comment:

Additional 8260 criteria: 10% of LCS/LCSD compounds can be outside of acceptance criteria as long as recovery is 40-160%, 25-160% for Chloroethane-HL and Trichlorofluoromethane-HL.

QA/QC Batch 536204H (ug/kg), QC Sample No: CG26754 50X (CG26244 (50X) , CG26245 (50X) , CG26247 (100X) , CG26249 (50X) , CG26253 (50X))

Volatiles - Soil (High Level)

1,2,3-Trichlorobenzene	ND	250	108	109	0.9	107	110	2.8	70 - 130	30
1,2,3-Trichloropropane	ND	250	99	99	0.0	95	95	0.0	70 - 130	30
1,2,4-Trichlorobenzene	ND	250	111	109	1.8	106	105	0.9	70 - 130	30
1,2,4-Trimethylbenzene	ND	250	103	101	2.0	102	103	1.0	70 - 130	30
1,2-Dichlorobenzene	ND	250	98	97	1.0	95	96	1.0	70 - 130	30
1,3,5-Trimethylbenzene	ND	250	104	103	1.0	103	103	0.0	70 - 130	30
1,3-Dichlorobenzene	ND	250	100	100	0.0	98	99	1.0	70 - 130	30
1,4-Dichlorobenzene	ND	250	99	98	1.0	97	97	0.0	70 - 130	30
2-Chlorotoluene	ND	250	99	98	1.0	97	97	0.0	70 - 130	30
2-Isopropyltoluene	ND	250	103	102	1.0	102	102	0.0	70 - 130	30
4-Chlorotoluene	ND	250	99	97	2.0	97	95	2.1	70 - 130	30
Benzene	ND	250	103	101	2.0	102	102	0.0	70 - 130	30
Bromobenzene	ND	250	101	98	3.0	99	99	0.0	70 - 130	30
Hexachlorobutadiene	ND	250	113	110	2.7	105	109	3.7	70 - 130	30
Isopropylbenzene	ND	250	102	100	2.0	101	101	0.0	70 - 130	30
Naphthalene	ND	250	113	112	0.9	117	118	0.9	70 - 130	30
n-Butylbenzene	ND	250	110	108	1.8	105	108	2.8	70 - 130	30
n-Propylbenzene	ND	250	104	102	1.9	102	102	0.0	70 - 130	30
p-Isopropyltoluene	ND	250	108	107	0.9	106	107	0.9	70 - 130	30
sec-Butylbenzene	ND	250	109	109	0.0	108	109	0.9	70 - 130	30
tert-Butylbenzene	ND	250	102	100	2.0	101	102	1.0	70 - 130	30
Tetrachloroethene	ND	250	105	103	1.9	105	105	0.0	70 - 130	30
Toluene	ND	250	104	102	1.9	103	104	1.0	70 - 130	30
trans-1,4-dichloro-2-butene	ND	250	117	116	0.9	103	105	1.9	70 - 130	30
% 1,2-dichlorobenzene-d4	99	%	97	97	0.0	97	96	1.0	70 - 130	30
% Bromofluorobenzene	96	%	98	100	2.0	100	99	1.0	70 - 130	30
% Dibromofluoromethane	103	%	101	102	1.0	98	100	2.0	70 - 130	30
% Toluene-d8	97	%	100	100	0.0	99	99	0.0	70 - 130	30

QA/QC Data

SDG I.D.: GCG26236

Parameter	Blank	Blk RL	LCS %	LCSD %	LCS RPD	MS %	MSD %	MS RPD	% Rec Limits	% RPD Limits
Comment:										
Additional 8260 criteria: 10% of LCS/LCSD compounds can be outside of acceptance criteria as long as recovery is 40-160%, 25-160% for Chloroethane-HL and Trichlorofluoromethane-HL.										
QA/QC Batch 537487 (ug/L), QC Sample No: CG33391 (CG26247)										
Volatiles - SPLP										
1,1,1,2-Tetrachloroethane	ND	1.0	94	93	1.1				70 - 130	30
1,1,1-Trichloroethane	ND	1.0	91	89	2.2				70 - 130	30
1,1,2,2-Tetrachloroethane	ND	0.50	92	90	2.2				70 - 130	30
1,1,2-Trichloroethane	ND	1.0	91	88	3.4				70 - 130	30
1,1-Dichloroethane	ND	1.0	92	89	3.3				70 - 130	30
1,1-Dichloroethene	ND	1.0	98	93	5.2				70 - 130	30
1,1-Dichloropropene	ND	1.0	92	88	4.4				70 - 130	30
1,2,3-Trichlorobenzene	ND	1.0	98	91	7.4				70 - 130	30
1,2,3-Trichloropropane	ND	1.0	90	88	2.2				70 - 130	30
1,2,4-Trichlorobenzene	ND	1.0	94	92	2.2				70 - 130	30
1,2,4-Trimethylbenzene	ND	1.0	93	93	0.0				70 - 130	30
1,2-Dibromo-3-chloropropane	ND	1.0	92	92	0.0				70 - 130	30
1,2-Dichlorobenzene	ND	1.0	92	90	2.2				70 - 130	30
1,2-Dichloroethane	ND	1.0	92	89	3.3				70 - 130	30
1,2-Dichloropropane	ND	1.0	96	91	5.3				70 - 130	30
1,3,5-Trimethylbenzene	ND	1.0	92	93	1.1				70 - 130	30
1,3-Dichlorobenzene	ND	1.0	91	91	0.0				70 - 130	30
1,3-Dichloropropane	ND	1.0	92	90	2.2				70 - 130	30
1,4-Dichlorobenzene	ND	1.0	90	88	2.2				70 - 130	30
2,2-Dichloropropane	ND	1.0	94	90	4.3				70 - 130	30
2-Chlorotoluene	ND	1.0	92	93	1.1				70 - 130	30
2-Hexanone	ND	5.0	104	101	2.9				70 - 130	30
2-Isopropyltoluene	ND	1.0	95	96	1.0				70 - 130	30
4-Chlorotoluene	ND	1.0	92	91	1.1				70 - 130	30
4-Methyl-2-pentanone	ND	5.0	103	100	3.0				70 - 130	30
Acetone	ND	5.0	97	85	13.2				70 - 130	30
Acrylonitrile	ND	5.0	87	80	8.4				70 - 130	30
Benzene	ND	0.70	94	91	3.2				70 - 130	30
Bromobenzene	ND	1.0	90	89	1.1				70 - 130	30
Bromochloromethane	ND	1.0	91	87	4.5				70 - 130	30
Bromodichloromethane	ND	0.50	96	91	5.3				70 - 130	30
Bromoform	ND	1.0	94	94	0.0				70 - 130	30
Bromomethane	ND	1.0	88	93	5.5				70 - 130	30
Carbon Disulfide	ND	1.0	97	92	5.3				70 - 130	30
Carbon tetrachloride	ND	1.0	94	93	1.1				70 - 130	30
Chlorobenzene	ND	1.0	92	90	2.2				70 - 130	30
Chloroethane	ND	1.0	97	89	8.6				70 - 130	30
Chloroform	ND	1.0	94	88	6.6				70 - 130	30
Chloromethane	ND	1.0	94	91	3.2				70 - 130	30
cis-1,2-Dichloroethene	ND	1.0	89	85	4.6				70 - 130	30
cis-1,3-Dichloropropene	ND	0.40	93	91	2.2				70 - 130	30
Dibromochloromethane	ND	0.50	96	97	1.0				70 - 130	30
Dibromomethane	ND	1.0	91	89	2.2				70 - 130	30
Dichlorodifluoromethane	ND	1.0	119	113	5.2				70 - 130	30
Ethylbenzene	ND	1.0	93	93	0.0				70 - 130	30
Hexachlorobutadiene	ND	0.40	97	98	1.0				70 - 130	30
Isopropylbenzene	ND	1.0	91	91	0.0				70 - 130	30

QA/QC Data

SDG I.D.: GCG26236

Parameter	Blank	Blk RL	LCS %	LCSD %	LCS RPD	MS %	MSD %	MS RPD	% Rec Limits	% RPD Limits
m&p-Xylene	ND	1.0	93	93	0.0				70 - 130	30
Methyl ethyl ketone	ND	5.0	101	98	3.0				70 - 130	30
Methyl t-butyl ether (MTBE)	ND	1.0	103	96	7.0				70 - 130	30
Naphthalene	ND	1.0	101	98	3.0				70 - 130	30
n-Butylbenzene	ND	1.0	94	93	1.1				70 - 130	30
n-Propylbenzene	ND	1.0	93	93	0.0				70 - 130	30
o-Xylene	ND	1.0	97	97	0.0				70 - 130	30
p-Isopropyltoluene	ND	1.0	96	96	0.0				70 - 130	30
sec-Butylbenzene	ND	1.0	101	101	0.0				70 - 130	30
Styrene	ND	1.0	99	97	2.0				70 - 130	30
tert-Butylbenzene	ND	1.0	92	93	1.1				70 - 130	30
Tetrachloroethene	ND	1.0	94	89	5.5				70 - 130	30
Tetrahydrofuran (THF)	ND	2.5	93	85	9.0				70 - 130	30
Toluene	ND	1.0	95	93	2.1				70 - 130	30
trans-1,2-Dichloroethene	ND	1.0	100	95	5.1				70 - 130	30
trans-1,3-Dichloropropene	ND	0.40	94	89	5.5				70 - 130	30
trans-1,4-dichloro-2-butene	ND	5.0	102	101	1.0				70 - 130	30
Trichloroethene	ND	1.0	90	89	1.1				70 - 130	30
Trichlorofluoromethane	ND	1.0	95	91	4.3				70 - 130	30
Trichlorotrifluoroethane	ND	1.0	95	89	6.5				70 - 130	30
Vinyl chloride	ND	1.0	101	95	6.1				70 - 130	30
% 1,2-dichlorobenzene-d4	100	%	100	101	1.0				70 - 130	30
% Bromofluorobenzene	92	%	102	101	1.0				70 - 130	30
% Dibromofluoromethane	100	%	101	98	3.0				70 - 130	30
% Toluene-d8	97	%	100	101	1.0				70 - 130	30

Comment:

A LCS and LCS Duplicate were performed instead of a matrix spike and matrix spike duplicate.

Additional 8260 criteria: 10% of LCS/LCSD compounds can be outside of acceptance criteria as long as recovery is 40-160%, 25-160% for Chloroethane-HL and Trichlorofluoromethane-HL.

l = This parameter is outside laboratory LCS/LCSD specified recovery limits.
m = This parameter is outside laboratory MS/MSD specified recovery limits.
r = This parameter is outside laboratory RPD specified recovery limits.

If there are any questions regarding this data, please call Phoenix Client Services at extension 200.

RPD - Relative Percent Difference
LCS - Laboratory Control Sample
LCSD - Laboratory Control Sample Duplicate
MS - Matrix Spike
MS Dup - Matrix Spike Duplicate
NC - No Criteria
Intf - Interference

Phyllis Shiller, Laboratory Director
July 20, 2020

Monday, July 20, 2020
Criteria: CT: GBM, RC
State: CT

Sample Criteria Exceedances Report

GCG26236 - TIGHE-EVER

SampNo	Acode	Phoenix Analyte	Criteria	Result	RL	Criteria	RL Criteria	Analysis Units
CG26236	$8100SMR	Indeno(1,2,3-cd)pyrene	CT / RSR DEC RES (mg/kg) / APS Organics	25000	2600	1000	1000	ug/Kg
CG26236	$8100SMR	Benzo(ghi)perylene	CT / RSR DEC RES (mg/kg) / APS Organics	24000	2600	8400	8400	ug/Kg
CG26236	$8100SMR	Dibenz(a,h)anthracene	CT / RSR DEC RES (mg/kg) / APS Organics	7900	2600	1000	1000	ug/Kg
CG26236	$8100SMR	Benz(a)anthracene	CT / RSR DEC RES (mg/kg) / Semivolatiles	39000	2600	1000	1000	ug/Kg
CG26236	$8100SMR	Benzo(b)fluoranthene	CT / RSR DEC RES (mg/kg) / Semivolatiles	31000	2600	1000	1000	ug/Kg
CG26236	$8100SMR	Benzo(a)pyrene	CT / RSR DEC RES (mg/kg) / Semivolatiles	42000	2600	1000	1000	ug/Kg
CG26236	$8100SMR	Benzo(k)fluoranthene	CT / RSR DEC RES (mg/kg) / Semivolatiles	29000	2600	8400	8400	ug/Kg
CG26236	$8100SMR	Dibenz(a,h)anthracene	CT / RSR GB (mg/kg) / APS Organics	7900	2600	1000	1000	ug/Kg
CG26236	$8100SMR	Benzo(ghi)perylene	CT / RSR GB (mg/kg) / APS Organics	24000	2600	1000	1000	ug/Kg
CG26236	$8100SMR	Chrysene	CT / RSR GB (mg/kg) / APS Organics	35000	2600	1000	1000	ug/Kg
CG26236	$8100SMR	Indeno(1,2,3-cd)pyrene	CT / RSR GB (mg/kg) / APS Organics	25000	2600	1000	1000	ug/Kg
CG26236	$8100SMR	Benzo(k)fluoranthene	CT / RSR GB (mg/kg) / Semivolatiles	29000	2600	1000	1000	ug/Kg
CG26236	$8100SMR	Fluoranthene	CT / RSR GB (mg/kg) / Semivolatiles	57000	2600	56000	56000	ug/Kg
CG26236	$8100SMR	Benzo(a)pyrene	CT / RSR GB (mg/kg) / Semivolatiles	42000	2600	1000	1000	ug/Kg
CG26236	$8100SMR	Benzo(b)fluoranthene	CT / RSR GB (mg/kg) / Semivolatiles	31000	2600	1000	1000	ug/Kg
CG26236	$8100SMR	Benz(a)anthracene	CT / RSR GB (mg/kg) / Semivolatiles	39000	2600	1000	1000	ug/Kg
CG26236	$8100SMR	Pyrene	CT / RSR GB (mg/kg) / Semivolatiles	55000	2600	40000	40000	ug/Kg
CG26237	$8100SMR	Indeno(1,2,3-cd)pyrene	CT / RSR DEC RES (mg/kg) / APS Organics	15000	2600	1000	1000	ug/Kg
CG26237	$8100SMR	Dibenz(a,h)anthracene	CT / RSR DEC RES (mg/kg) / APS Organics	4300	260	1000	1000	ug/Kg
CG26237	$8100SMR	Benzo(ghi)perylene	CT / RSR DEC RES (mg/kg) / APS Organics	13000	2600	8400	8400	ug/Kg
CG26237	$8100SMR	Benzo(a)pyrene	CT / RSR DEC RES (mg/kg) / Semivolatiles	25000	2600	1000	1000	ug/Kg
CG26237	$8100SMR	Benzo(b)fluoranthene	CT / RSR DEC RES (mg/kg) / Semivolatiles	18000	2600	1000	1000	ug/Kg
CG26237	$8100SMR	Benzo(k)fluoranthene	CT / RSR DEC RES (mg/kg) / Semivolatiles	19000	2600	8400	8400	ug/Kg
CG26237	$8100SMR	Benz(a)anthracene	CT / RSR DEC RES (mg/kg) / Semivolatiles	24000	2600	1000	1000	ug/Kg
CG26237	$8100SMR	Dibenz(a,h)anthracene	CT / RSR GB (mg/kg) / APS Organics	4300	260	1000	1000	ug/Kg
CG26237	$8100SMR	Benzo(ghi)perylene	CT / RSR GB (mg/kg) / APS Organics	13000	2600	1000	1000	ug/Kg
CG26237	$8100SMR	Chrysene	CT / RSR GB (mg/kg) / APS Organics	21000	2600	1000	1000	ug/Kg
CG26237	$8100SMR	Indeno(1,2,3-cd)pyrene	CT / RSR GB (mg/kg) / APS Organics	15000	2600	1000	1000	ug/Kg
CG26237	$8100SMR	Benzo(k)fluoranthene	CT / RSR GB (mg/kg) / Semivolatiles	19000	2600	1000	1000	ug/Kg
CG26237	$8100SMR	Benzo(b)fluoranthene	CT / RSR GB (mg/kg) / Semivolatiles	18000	2600	1000	1000	ug/Kg
CG26237	$8100SMR	Benzo(a)pyrene	CT / RSR GB (mg/kg) / Semivolatiles	25000	2600	1000	1000	ug/Kg
CG26237	$8100SMR	Benz(a)anthracene	CT / RSR GB (mg/kg) / Semivolatiles	24000	2600	1000	1000	ug/Kg
CG26238	$8100SMR	Dibenz(a,h)anthracene	CT / RSR DEC RES (mg/kg) / APS Organics	1700	260	1000	1000	ug/Kg
CG26238	$8100SMR	Indeno(1,2,3-cd)pyrene	CT / RSR DEC RES (mg/kg) / APS Organics	4300	260	1000	1000	ug/Kg
CG26238	$8100SMR	Benzo(b)fluoranthene	CT / RSR DEC RES (mg/kg) / Semivolatiles	7300	260	1000	1000	ug/Kg
CG26238	$8100SMR	Benzo(a)pyrene	CT / RSR DEC RES (mg/kg) / Semivolatiles	11000	2600	1000	1000	ug/Kg
CG26238	$8100SMR	Benz(a)anthracene	CT / RSR DEC RES (mg/kg) / Semivolatiles	10000	2600	1000	1000	ug/Kg
CG26238	$8100SMR	Indeno(1,2,3-cd)pyrene	CT / RSR GB (mg/kg) / APS Organics	4300	260	1000	1000	ug/Kg
CG26238	$8100SMR	Chrysene	CT / RSR GB (mg/kg) / APS Organics	8700	2600	1000	1000	ug/Kg
CG26238	$8100SMR	Benzo(ghi)perylene	CT / RSR GB (mg/kg) / APS Organics	3900	260	1000	1000	ug/Kg

Monday, July 20, 2020
Criteria: CT: GBM, RC
State: CT

Sample Criteria Exceedances Report

GCG26236 - TIGHE-EVER

SampNo	Acode	Phoenix Analyte	Criteria	Result	RL	Criteria	RL Criteria	Analysis Units
CG26238	$8100SMR	Dibenz(a,h)anthracene	CT / RSR GB (mg/kg) / APS Organics	1700	260	1000	1000	ug/Kg
CG26238	$8100SMR	Benzo(k)fluoranthene	CT / RSR GB (mg/kg) / Semivolatiles	5500	260	1000	1000	ug/Kg
CG26238	$8100SMR	Benzo(b)fluoranthene	CT / RSR GB (mg/kg) / Semivolatiles	7300	260	1000	1000	ug/Kg
CG26238	$8100SMR	Benzo(a)pyrene	CT / RSR GB (mg/kg) / Semivolatiles	11000	2600	1000	1000	ug/Kg
CG26238	$8100SMR	Benz(a)anthracene	CT / RSR GB (mg/kg) / Semivolatiles	10000	2600	1000	1000	ug/Kg
CG26239	$8100SMR	Dibenz(a,h)anthracene	CT / RSR DEC RES (mg/kg) / APS Organics	1500	260	1000	1000	ug/Kg
CG26239	$8100SMR	Indeno(1,2,3-cd)pyrene	CT / RSR DEC RES (mg/kg) / APS Organics	4200	260	1000	1000	ug/Kg
CG26239	$8100SMR	Benzo(a)pyrene	CT / RSR DEC RES (mg/kg) / Semivolatiles	8700	2600	1000	1000	ug/Kg
CG26239	$8100SMR	Benzo(b)fluoranthene	CT / RSR DEC RES (mg/kg) / Semivolatiles	6400	2600	1000	1000	ug/Kg
CG26239	$8100SMR	Benz(a)anthracene	CT / RSR DEC RES (mg/kg) / Semivolatiles	7000	260	1000	1000	ug/Kg
CG26239	$8100SMR	Dibenz(a,h)anthracene	CT / RSR GB (mg/kg) / APS Organics	1500	260	1000	1000	ug/Kg
CG26239	$8100SMR	Chrysene	CT / RSR GB (mg/kg) / APS Organics	7100	260	1000	1000	ug/Kg
CG26239	$8100SMR	Benzo(ghi)perylene	CT / RSR GB (mg/kg) / APS Organics	5300	2600	1000	1000	ug/Kg
CG26239	$8100SMR	Indeno(1,2,3-cd)pyrene	CT / RSR GB (mg/kg) / APS Organics	4200	260	1000	1000	ug/Kg
CG26239	$8100SMR	Benzo(k)fluoranthene	CT / RSR GB (mg/kg) / Semivolatiles	7000	260	1000	1000	ug/Kg
CG26239	$8100SMR	Benzo(b)fluoranthene	CT / RSR GB (mg/kg) / Semivolatiles	6400	2600	1000	1000	ug/Kg
CG26239	$8100SMR	Benz(a)anthracene	CT / RSR GB (mg/kg) / Semivolatiles	7000	260	1000	1000	ug/Kg
CG26239	$8100SMR	Benzo(a)pyrene	CT / RSR GB (mg/kg) / Semivolatiles	8700	2600	1000	1000	ug/Kg
CG26240	$8100SMR	Indeno(1,2,3-cd)pyrene	CT / RSR DEC RES (mg/kg) / APS Organics	1200	240	1000	1000	ug/Kg
CG26240	$8100SMR	Benzo(b)fluoranthene	CT / RSR DEC RES (mg/kg) / Semivolatiles	1100	240	1000	1000	ug/Kg
CG26240	$8100SMR	Benzo(a)pyrene	CT / RSR DEC RES (mg/kg) / Semivolatiles	1700	240	1000	1000	ug/Kg
CG26240	$8100SMR	Indeno(1,2,3-cd)pyrene	CT / RSR GB (mg/kg) / APS Organics	1200	240	1000	1000	ug/Kg
CG26240	$8100SMR	Benzo(b)fluoranthene	CT / RSR GB (mg/kg) / Semivolatiles	1100	240	1000	1000	ug/Kg
CG26240	$8100SMR	Benzo(k)fluoranthene	CT / RSR GB (mg/kg) / Semivolatiles	1100	240	1000	1000	ug/Kg
CG26240	$8100SMR	Benzo(a)pyrene	CT / RSR GB (mg/kg) / Semivolatiles	1700	240	1000	1000	ug/Kg
CG26241	$8100SMR	Dibenz(a,h)anthracene	CT / RSR DEC RES (mg/kg) / APS Organics	24000	2800	1000	1000	ug/Kg
CG26241	$8100SMR	Chrysene	CT / RSR DEC RES (mg/kg) / APS Organics	130000	28000	84000	84000	ug/Kg
CG26241	$8100SMR	Indeno(1,2,3-cd)pyrene	CT / RSR DEC RES (mg/kg) / APS Organics	59000	2800	1000	1000	ug/Kg
CG26241	$8100SMR	Benzo(ghi)perylene	CT / RSR DEC RES (mg/kg) / APS Organics	63000	2800	8400	8400	ug/Kg
CG26241	$8100SMR	Benzo(k)fluoranthene	CT / RSR DEC RES (mg/kg) / Semivolatiles	57000	2800	8400	8400	ug/Kg
CG26241	$8100SMR	Benzo(a)pyrene	CT / RSR DEC RES (mg/kg) / Semivolatiles	150000	28000	1000	1000	ug/Kg
CG26241	$8100SMR	Benzo(b)fluoranthene	CT / RSR DEC RES (mg/kg) / Semivolatiles	91000	28000	1000	1000	ug/Kg
CG26241	$8100SMR	Benz(a)anthracene	CT / RSR DEC RES (mg/kg) / Semivolatiles	160000	28000	1000	1000	ug/Kg
CG26241	$8100SMR	Chrysene	CT / RSR GB (mg/kg) / APS Organics	130000	28000	1000	1000	ug/Kg
CG26241	$8100SMR	Indeno(1,2,3-cd)pyrene	CT / RSR GB (mg/kg) / APS Organics	59000	2800	1000	1000	ug/Kg
CG26241	$8100SMR	Benzo(ghi)perylene	CT / RSR GB (mg/kg) / APS Organics	63000	2800	1000	1000	ug/Kg
CG26241	$8100SMR	2-Methylnaphthalene	CT / RSR GB (mg/kg) / APS Organics	20000	2800	5600	5600	ug/Kg
CG26241	$8100SMR	Dibenz(a,h)anthracene	CT / RSR GB (mg/kg) / APS Organics	24000	2800	1000	1000	ug/Kg
CG26241	$8100SMR	Pyrene	CT / RSR GB (mg/kg) / Semivolatiles	280000	28000	40000	40000	ug/Kg
CG26241	$8100SMR	Phenanthrene	CT / RSR GB (mg/kg) / Semivolatiles	210000	28000	40000	40000	ug/Kg

Monday, July 20, 2020
Criteria: CT: GBM, RC
State: CT

Sample Criteria Exceedances Report

GCG26236 - TIGHE-EVER

SampNo	Acode	Phoenix Analyte	Criteria	Result	RL	Criteria	RL Criteria	Analysis Units
CG26241	$8100SMR	Benzo(k)fluoranthene	CT / RSR GB (mg/kg) / Semivolatiles	57000	2800	1000	1000	ug/Kg
CG26241	$8100SMR	Benz(a)anthracene	CT / RSR GB (mg/kg) / Semivolatiles	160000	28000	1000	1000	ug/Kg
CG26241	$8100SMR	Benzo(a)pyrene	CT / RSR GB (mg/kg) / Semivolatiles	150000	28000	1000	1000	ug/Kg
CG26241	$8100SMR	Benzo(b)fluoranthene	CT / RSR GB (mg/kg) / Semivolatiles	91000	28000	1000	1000	ug/Kg
CG26241	$8100SMR	Fluoranthene	CT / RSR GB (mg/kg) / Semivolatiles	290000	28000	56000	56000	ug/Kg
CG26242	$8100SMR	Chrysene	CT / RSR DEC RES (mg/kg) / APS Organics	160000	24000	84000	84000	ug/Kg
CG26242	$8100SMR	Indeno(1,2,3-cd)pyrene	CT / RSR DEC RES (mg/kg) / APS Organics	100000	24000	1000	1000	ug/Kg
CG26242	$8100SMR	Dibenz(a,h)anthracene	CT / RSR DEC RES (mg/kg) / APS Organics	3600	240	1000	1000	ug/Kg
CG26242	$8100SMR	Benzo(ghi)perylene	CT / RSR DEC RES (mg/kg) / APS Organics	110000	24000	8400	8400	ug/Kg
CG26242	$8100SMR	Benz(a)anthracene	CT / RSR DEC RES (mg/kg) / Semivolatiles	150000	24000	1000	1000	ug/Kg
CG26242	$8100SMR	Benzo(b)fluoranthene	CT / RSR DEC RES (mg/kg) / Semivolatiles	120000	24000	1000	1000	ug/Kg
CG26242	$8100SMR	Benzo(a)pyrene	CT / RSR DEC RES (mg/kg) / Semivolatiles	190000	24000	1000	1000	ug/Kg
CG26242	$8100SMR	Benzo(k)fluoranthene	CT / RSR DEC RES (mg/kg) / Semivolatiles	120000	24000	8400	8400	ug/Kg
CG26242	$8100SMR	Chrysene	CT / RSR GB (mg/kg) / APS Organics	160000	24000	1000	1000	ug/Kg
CG26242	$8100SMR	Indeno(1,2,3-cd)pyrene	CT / RSR GB (mg/kg) / APS Organics	100000	24000	1000	1000	ug/Kg
CG26242	$8100SMR	Dibenz(a,h)anthracene	CT / RSR GB (mg/kg) / APS Organics	3600	240	1000	1000	ug/Kg
CG26242	$8100SMR	Benzo(ghi)perylene	CT / RSR GB (mg/kg) / APS Organics	110000	24000	1000	1000	ug/Kg
CG26242	$8100SMR	Benz(a)anthracene	CT / RSR GB (mg/kg) / Semivolatiles	150000	24000	1000	1000	ug/Kg
CG26242	$8100SMR	Benzo(k)fluoranthene	CT / RSR GB (mg/kg) / Semivolatiles	120000	24000	1000	1000	ug/Kg
CG26242	$8100SMR	Benzo(a)pyrene	CT / RSR GB (mg/kg) / Semivolatiles	190000	24000	1000	1000	ug/Kg
CG26242	$8100SMR	Benzo(b)fluoranthene	CT / RSR GB (mg/kg) / Semivolatiles	120000	24000	1000	1000	ug/Kg
CG26242	$8100SMR	Pyrene	CT / RSR GB (mg/kg) / Semivolatiles	310000	24000	40000	40000	ug/Kg
CG26242	$8100SMR	Fluoranthene	CT / RSR GB (mg/kg) / Semivolatiles	190000	24000	56000	56000	ug/Kg
CG26242	$8100SMR	Acenaphthylene	CT / RSR GB (mg/kg) / Semivolatiles	150000	24000	84000	84000	ug/Kg
CG26243	$8100SMR	Indeno(1,2,3-cd)pyrene	CT / RSR DEC RES (mg/kg) / APS Organics	11000	2500	1000	1000	ug/Kg
CG26243	$8100SMR	Benzo(ghi)perylene	CT / RSR DEC RES (mg/kg) / APS Organics	9800	2500	8400	8400	ug/Kg
CG26243	$8100SMR	Dibenz(a,h)anthracene	CT / RSR DEC RES (mg/kg) / APS Organics	3900	250	1000	1000	ug/Kg
CG26243	$8100SMR	Benzo(k)fluoranthene	CT / RSR DEC RES (mg/kg) / Semivolatiles	13000	2500	8400	8400	ug/Kg
CG26243	$8100SMR	Benzo(b)fluoranthene	CT / RSR DEC RES (mg/kg) / Semivolatiles	13000	2500	1000	1000	ug/Kg
CG26243	$8100SMR	Benz(a)anthracene	CT / RSR DEC RES (mg/kg) / Semivolatiles	20000	2500	1000	1000	ug/Kg
CG26243	$8100SMR	Benzo(a)pyrene	CT / RSR DEC RES (mg/kg) / Semivolatiles	20000	2500	1000	1000	ug/Kg
CG26243	$8100SMR	Dibenz(a,h)anthracene	CT / RSR GB (mg/kg) / APS Organics	3900	250	1000	1000	ug/Kg
CG26243	$8100SMR	Indeno(1,2,3-cd)pyrene	CT / RSR GB (mg/kg) / APS Organics	11000	2500	1000	1000	ug/Kg
CG26243	$8100SMR	Chrysene	CT / RSR GB (mg/kg) / APS Organics	18000	2500	1000	1000	ug/Kg
CG26243	$8100SMR	Benzo(ghi)perylene	CT / RSR GB (mg/kg) / APS Organics	9800	2500	1000	1000	ug/Kg
CG26243	$8100SMR	Benzo(a)pyrene	CT / RSR GB (mg/kg) / Semivolatiles	20000	2500	1000	1000	ug/Kg
CG26243	$8100SMR	Benz(a)anthracene	CT / RSR GB (mg/kg) / Semivolatiles	20000	2500	1000	1000	ug/Kg
CG26243	$8100SMR	Benzo(k)fluoranthene	CT / RSR GB (mg/kg) / Semivolatiles	13000	2500	1000	1000	ug/Kg
CG26243	$8100SMR	Benzo(b)fluoranthene	CT / RSR GB (mg/kg) / Semivolatiles	13000	2500	1000	1000	ug/Kg
CG26244	$8100SMR	Indeno(1,2,3-cd)pyrene	CT / RSR DEC RES (mg/kg) / APS Organics	16000	2500	1000	1000	ug/Kg

Monday, July 20, 2020
Criteria: CT: GBM, RC
State: CT

Sample Criteria Exceedances Report

GCG26236 - TIGHE-EVER

SampNo	Acode	Phoenix Analyte	Criteria	Result	RL	Criteria	RL Criteria	Analysis Units
CG26244	$8100SMR	Dibenz(a,h)anthracene	CT / RSR DEC RES (mg/kg) / APS Organics	5900	250	1000	1000	ug/Kg
CG26244	$8100SMR	Benzo(ghi)perylene	CT / RSR DEC RES (mg/kg) / APS Organics	15000	2500	8400	8400	ug/Kg
CG26244	$8100SMR	Benzo(k)fluoranthene	CT / RSR DEC RES (mg/kg) / Semivolatiles	21000	2500	8400	8400	ug/Kg
CG26244	$8100SMR	Benz(a)anthracene	CT / RSR DEC RES (mg/kg) / Semivolatiles	32000	2500	1000	1000	ug/Kg
CG26244	$8100SMR	Benzo(a)pyrene	CT / RSR DEC RES (mg/kg) / Semivolatiles	30000	2500	1000	1000	ug/Kg
CG26244	$8100SMR	Benzo(b)fluoranthene	CT / RSR DEC RES (mg/kg) / Semivolatiles	20000	2500	1000	1000	ug/Kg
CG26244	$8100SMR	Indeno(1,2,3-cd)pyrene	CT / RSR GB (mg/kg) / APS Organics	16000	2500	1000	1000	ug/Kg
CG26244	$8100SMR	Dibenz(a,h)anthracene	CT / RSR GB (mg/kg) / APS Organics	5900	250	1000	1000	ug/Kg
CG26244	$8100SMR	Chrysene	CT / RSR GB (mg/kg) / APS Organics	28000	2500	1000	1000	ug/Kg
CG26244	$8100SMR	Benzo(ghi)perylene	CT / RSR GB (mg/kg) / APS Organics	15000	2500	1000	1000	ug/Kg
CG26244	$8100SMR	Benzo(b)fluoranthene	CT / RSR GB (mg/kg) / Semivolatiles	20000	2500	1000	1000	ug/Kg
CG26244	$8100SMR	Benzo(a)pyrene	CT / RSR GB (mg/kg) / Semivolatiles	30000	2500	1000	1000	ug/Kg
CG26244	$8100SMR	Benz(a)anthracene	CT / RSR GB (mg/kg) / Semivolatiles	32000	2500	1000	1000	ug/Kg
CG26244	$8100SMR	Pyrene	CT / RSR GB (mg/kg) / Semivolatiles	49000	2500	40000	40000	ug/Kg
CG26244	$8100SMR	Benzo(k)fluoranthene	CT / RSR GB (mg/kg) / Semivolatiles	21000	2500	1000	1000	ug/Kg
CG26245	$8100SMR	Dibenz(a,h)anthracene	CT / RSR DEC RES (mg/kg) / APS Organics	1700	280	1000	1000	ug/Kg
CG26245	$8100SMR	Indeno(1,2,3-cd)pyrene	CT / RSR DEC RES (mg/kg) / APS Organics	4600	280	1000	1000	ug/Kg
CG26245	$8100SMR	Benz(a)anthracene	CT / RSR DEC RES (mg/kg) / Semivolatiles	3900	280	1000	1000	ug/Kg
CG26245	$8100SMR	Benzo(b)fluoranthene	CT / RSR DEC RES (mg/kg) / Semivolatiles	6900	280	1000	1000	ug/Kg
CG26245	$8100SMR	Benzo(a)pyrene	CT / RSR DEC RES (mg/kg) / Semivolatiles	4500	2800	1000	1000	ug/Kg
CG26245	$8100SMR	Benzo(ghi)perylene	CT / RSR GB (mg/kg) / APS Organics	4600	280	1000	1000	ug/Kg
CG26245	$8100SMR	Chrysene	CT / RSR GB (mg/kg) / APS Organics	4000	280	1000	1000	ug/Kg
CG26245	$8100SMR	Indeno(1,2,3-cd)pyrene	CT / RSR GB (mg/kg) / APS Organics	4600	280	1000	1000	ug/Kg
CG26245	$8100SMR	Dibenz(a,h)anthracene	CT / RSR GB (mg/kg) / APS Organics	1700	280	1000	1000	ug/Kg
CG26245	$8100SMR	Benzo(a)pyrene	CT / RSR GB (mg/kg) / Semivolatiles	4500	2800	1000	1000	ug/Kg
CG26245	$8100SMR	Benzo(b)fluoranthene	CT / RSR GB (mg/kg) / Semivolatiles	6900	280	1000	1000	ug/Kg
CG26245	$8100SMR	Benzo(k)fluoranthene	CT / RSR GB (mg/kg) / Semivolatiles	5100	280	1000	1000	ug/Kg
CG26245	$8100SMR	Benz(a)anthracene	CT / RSR GB (mg/kg) / Semivolatiles	3900	280	1000	1000	ug/Kg
CG26246	$8100SMR	Indeno(1,2,3-cd)pyrene	CT / RSR DEC RES (mg/kg) / APS Organics	2300	230	1000	1000	ug/Kg
CG26246	$8100SMR	Benz(a)anthracene	CT / RSR DEC RES (mg/kg) / Semivolatiles	1700	230	1000	1000	ug/Kg
CG26246	$8100SMR	Benzo(a)pyrene	CT / RSR DEC RES (mg/kg) / Semivolatiles	3300	230	1000	1000	ug/Kg
CG26246	$8100SMR	Benzo(b)fluoranthene	CT / RSR DEC RES (mg/kg) / Semivolatiles	2400	230	1000	1000	ug/Kg
CG26246	$8100SMR	Benzo(ghi)perylene	CT / RSR GB (mg/kg) / APS Organics	2400	230	1000	1000	ug/Kg
CG26246	$8100SMR	Indeno(1,2,3-cd)pyrene	CT / RSR GB (mg/kg) / APS Organics	2300	230	1000	1000	ug/Kg
CG26246	$8100SMR	Chrysene	CT / RSR GB (mg/kg) / APS Organics	2100	230	1000	1000	ug/Kg
CG26246	$8100SMR	Benzo(b)fluoranthene	CT / RSR GB (mg/kg) / Semivolatiles	2400	230	1000	1000	ug/Kg
CG26246	$8100SMR	Benzo(a)pyrene	CT / RSR GB (mg/kg) / Semivolatiles	3300	230	1000	1000	ug/Kg
CG26246	$8100SMR	Benz(a)anthracene	CT / RSR GB (mg/kg) / Semivolatiles	1700	230	1000	1000	ug/Kg
CG26246	$8100SMR	Benzo(k)fluoranthene	CT / RSR GB (mg/kg) / Semivolatiles	2300	230	1000	1000	ug/Kg
CG26247	$8100SMR	Indeno(1,2,3-cd)pyrene	CT / RSR DEC RES (mg/kg) / APS Organics	2200	260	1000	1000	ug/Kg

Monday, July 20, 2020
Criteria: CT: GBM, RC
State: CT

Sample Criteria Exceedances Report

GCG26236 - TIGHE-EVER

SampNo	Acode	Phoenix Analyte	Criteria	Result	RL	Criteria	RL Criteria	Analysis Units
CG26247	$8100SMR	Benzo(a)pyrene	CT / RSR DEC RES (mg/kg) / Semivolatiles	2200	260	1000	1000	ug/Kg
CG26247	$8100SMR	Benzo(b)fluoranthene	CT / RSR DEC RES (mg/kg) / Semivolatiles	1300	260	1000	1000	ug/Kg
CG26247	$8100SMR	Benzo(ghi)perylene	CT / RSR GB (mg/kg) / APS Organics	2200	260	1000	1000	ug/Kg
CG26247	$8100SMR	Chrysene	CT / RSR GB (mg/kg) / APS Organics	1300	260	1000	1000	ug/Kg
CG26247	$8100SMR	Indeno(1,2,3-cd)pyrene	CT / RSR GB (mg/kg) / APS Organics	2200	260	1000	1000	ug/Kg
CG26247	$8100SMR	Benzo(a)pyrene	CT / RSR GB (mg/kg) / Semivolatiles	2200	260	1000	1000	ug/Kg
CG26247	$8100SMR	Benzo(b)fluoranthene	CT / RSR GB (mg/kg) / Semivolatiles	1300	260	1000	1000	ug/Kg
CG26247	$8100SMR	Benzo(k)fluoranthene	CT / RSR GB (mg/kg) / Semivolatiles	1300	260	1000	1000	ug/Kg
CG26247	$8260MAR	Tetrachloroethene	CT / RSR DEC RES (mg/kg) / Volatiles	26000	1000	12000	12000	ug/Kg
CG26247	$8260MAR	Tetrachloroethene	CT / RSR GB (mg/kg) / Volatiles	26000	1000	1000	1000	ug/Kg
CG26247	$8260MAR	Benzene	CT / RSR GB (mg/kg) / Volatiles	510	420	200	200	ug/Kg
CG26248	$8100SMR	Indeno(1,2,3-cd)pyrene	CT / RSR DEC RES (mg/kg) / APS Organics	2000	270	1000	1000	ug/Kg
CG26248	$8100SMR	Benzo(a)pyrene	CT / RSR DEC RES (mg/kg) / Semivolatiles	1100	270	1000	1000	ug/Kg
CG26248	$8100SMR	Benzo(b)fluoranthene	CT / RSR DEC RES (mg/kg) / Semivolatiles	1300	270	1000	1000	ug/Kg
CG26248	$8100SMR	Indeno(1,2,3-cd)pyrene	CT / RSR GB (mg/kg) / APS Organics	2000	270	1000	1000	ug/Kg
CG26248	$8100SMR	Chrysene	CT / RSR GB (mg/kg) / APS Organics	1400	270	1000	1000	ug/Kg
CG26248	$8100SMR	Benzo(ghi)perylene	CT / RSR GB (mg/kg) / APS Organics	2200	270	1000	1000	ug/Kg
CG26248	$8100SMR	Benzo(b)fluoranthene	CT / RSR GB (mg/kg) / Semivolatiles	1300	270	1000	1000	ug/Kg
CG26248	$8100SMR	Benzo(a)pyrene	CT / RSR GB (mg/kg) / Semivolatiles	1100	270	1000	1000	ug/Kg
CG26248	$8260MAR	Tetrachloroethene	CT / RSR GB (mg/kg) / Volatiles	2000	600	1000	1000	ug/Kg
CG26249	$8100SMR	Indeno(1,2,3-cd)pyrene	CT / RSR DEC RES (mg/kg) / APS Organics	3000	290	1000	1000	ug/Kg
CG26249	$8100SMR	Benzo(b)fluoranthene	CT / RSR DEC RES (mg/kg) / Semivolatiles	1900	290	1000	1000	ug/Kg
CG26249	$8100SMR	Benz(a)anthracene	CT / RSR DEC RES (mg/kg) / Semivolatiles	1900	290	1000	1000	ug/Kg
CG26249	$8100SMR	Benzo(a)pyrene	CT / RSR DEC RES (mg/kg) / Semivolatiles	1800	290	1000	1000	ug/Kg
CG26249	$8100SMR	Indeno(1,2,3-cd)pyrene	CT / RSR GB (mg/kg) / APS Organics	3000	290	1000	1000	ug/Kg
CG26249	$8100SMR	Chrysene	CT / RSR GB (mg/kg) / APS Organics	2400	290	1000	1000	ug/Kg
CG26249	$8100SMR	Benzo(ghi)perylene	CT / RSR GB (mg/kg) / APS Organics	3800	290	1000	1000	ug/Kg
CG26249	$8100SMR	Benzo(k)fluoranthene	CT / RSR GB (mg/kg) / Semivolatiles	1900	290	1000	1000	ug/Kg
CG26249	$8100SMR	Benzo(a)pyrene	CT / RSR GB (mg/kg) / Semivolatiles	1800	290	1000	1000	ug/Kg
CG26249	$8100SMR	Benz(a)anthracene	CT / RSR GB (mg/kg) / Semivolatiles	1900	290	1000	1000	ug/Kg
CG26249	$8100SMR	Benzo(b)fluoranthene	CT / RSR GB (mg/kg) / Semivolatiles	1900	290	1000	1000	ug/Kg
CG26249	$8260MAR	Tetrachloroethene	CT / RSR GB (mg/kg) / Volatiles	1100	600	1000	1000	ug/Kg
CG26250	$8100SMR	Indeno(1,2,3-cd)pyrene	CT / RSR DEC RES (mg/kg) / APS Organics	3200	250	1000	1000	ug/Kg
CG26250	$8100SMR	Dibenz(a,h)anthracene	CT / RSR DEC RES (mg/kg) / APS Organics	1400	250	1000	1000	ug/Kg
CG26250	$8100SMR	Benz(a)anthracene	CT / RSR DEC RES (mg/kg) / Semivolatiles	5700	250	1000	1000	ug/Kg
CG26250	$8100SMR	Benzo(a)pyrene	CT / RSR DEC RES (mg/kg) / Semivolatiles	5300	250	1000	1000	ug/Kg
CG26250	$8100SMR	Benzo(b)fluoranthene	CT / RSR DEC RES (mg/kg) / Semivolatiles	3200	250	1000	1000	ug/Kg
CG26250	$8100SMR	Benzo(ghi)perylene	CT / RSR GB (mg/kg) / APS Organics	4100	250	1000	1000	ug/Kg
CG26250	$8100SMR	Dibenz(a,h)anthracene	CT / RSR GB (mg/kg) / APS Organics	1400	250	1000	1000	ug/Kg
CG26250	$8100SMR	Indeno(1,2,3-cd)pyrene	CT / RSR GB (mg/kg) / APS Organics	3200	250	1000	1000	ug/Kg

Monday, July 20, 2020
Criteria: CT: GBM, RC
State: CT

Sample Criteria Exceedances Report

GCG26236 - TIGHE-EVER

SampNo	Acode	Phoenix Analyte	Criteria	Result	RL	Criteria	RL Criteria	Analysis Units
CG26250	$8100SMR	Chrysene	CT / RSR GB (mg/kg) / APS Organics	7700	2500	1000	1000	ug/Kg
CG26250	$8100SMR	Benzo(b)fluoranthene	CT / RSR GB (mg/kg) / Semivolatiles	3200	250	1000	1000	ug/Kg
CG26250	$8100SMR	Benzo(a)pyrene	CT / RSR GB (mg/kg) / Semivolatiles	5300	250	1000	1000	ug/Kg
CG26250	$8100SMR	Benz(a)anthracene	CT / RSR GB (mg/kg) / Semivolatiles	5700	250	1000	1000	ug/Kg
CG26250	$8100SMR	Benzo(k)fluoranthene	CT / RSR GB (mg/kg) / Semivolatiles	3200	250	1000	1000	ug/Kg
CG26252	$8100SMR	Indeno(1,2,3-cd)pyrene	CT / RSR DEC RES (mg/kg) / APS Organics	1200	270	1000	1000	ug/Kg
CG26252	$8100SMR	Benzo(a)pyrene	CT / RSR DEC RES (mg/kg) / Semivolatiles	1100	270	1000	1000	ug/Kg
CG26252	$8100SMR	Indeno(1,2,3-cd)pyrene	CT / RSR GB (mg/kg) / APS Organics	1200	270	1000	1000	ug/Kg
CG26252	$8100SMR	Benzo(ghi)perylene	CT / RSR GB (mg/kg) / APS Organics	1300	270	1000	1000	ug/Kg
CG26252	$8100SMR	Chrysene	CT / RSR GB (mg/kg) / APS Organics	1100	270	1000	1000	ug/Kg
CG26252	$8100SMR	Benzo(a)pyrene	CT / RSR GB (mg/kg) / Semivolatiles	1100	270	1000	1000	ug/Kg
CG26253	$8100SMR	Indeno(1,2,3-cd)pyrene	CT / RSR DEC RES (mg/kg) / APS Organics	33000	2800	1000	1000	ug/Kg
CG26253	$8100SMR	Dibenz(a,h)anthracene	CT / RSR DEC RES (mg/kg) / APS Organics	8400	2800	1000	1000	ug/Kg
CG26253	$8100SMR	Chrysene	CT / RSR DEC RES (mg/kg) / APS Organics	100000	28000	84000	84000	ug/Kg
CG26253	$8100SMR	Benzo(ghi)perylene	CT / RSR DEC RES (mg/kg) / APS Organics	45000	2800	8400	8400	ug/Kg
CG26253	$8100SMR	Benz(a)anthracene	CT / RSR DEC RES (mg/kg) / Semivolatiles	79000	2800	1000	1000	ug/Kg
CG26253	$8100SMR	Benzo(k)fluoranthene	CT / RSR DEC RES (mg/kg) / Semivolatiles	41000	2800	8400	8400	ug/Kg
CG26253	$8100SMR	Benzo(b)fluoranthene	CT / RSR DEC RES (mg/kg) / Semivolatiles	52000	2800	1000	1000	ug/Kg
CG26253	$8100SMR	Benzo(a)pyrene	CT / RSR DEC RES (mg/kg) / Semivolatiles	45000	2800	1000	1000	ug/Kg
CG26253	$8100SMR	Dibenz(a,h)anthracene	CT / RSR GB (mg/kg) / APS Organics	8400	2800	1000	1000	ug/Kg
CG26253	$8100SMR	Benzo(ghi)perylene	CT / RSR GB (mg/kg) / APS Organics	45000	2800	1000	1000	ug/Kg
CG26253	$8100SMR	Indeno(1,2,3-cd)pyrene	CT / RSR GB (mg/kg) / APS Organics	33000	2800	1000	1000	ug/Kg
CG26253	$8100SMR	Chrysene	CT / RSR GB (mg/kg) / APS Organics	100000	28000	1000	1000	ug/Kg
CG26253	$8100SMR	2-Methylnaphthalene	CT / RSR GB (mg/kg) / APS Organics	17000	2800	5600	5600	ug/Kg
CG26253	$8100SMR	Fluoranthene	CT / RSR GB (mg/kg) / Semivolatiles	230000	28000	56000	56000	ug/Kg
CG26253	$8100SMR	Phenanthrene	CT / RSR GB (mg/kg) / Semivolatiles	300000	28000	40000	40000	ug/Kg
CG26253	$8100SMR	Benzo(b)fluoranthene	CT / RSR GB (mg/kg) / Semivolatiles	52000	2800	1000	1000	ug/Kg
CG26253	$8100SMR	Benzo(a)pyrene	CT / RSR GB (mg/kg) / Semivolatiles	45000	2800	1000	1000	ug/Kg
CG26253	$8100SMR	Benz(a)anthracene	CT / RSR GB (mg/kg) / Semivolatiles	79000	2800	1000	1000	ug/Kg
CG26253	$8100SMR	Pyrene	CT / RSR GB (mg/kg) / Semivolatiles	370000	28000	40000	40000	ug/Kg
CG26253	$8100SMR	Benzo(k)fluoranthene	CT / RSR GB (mg/kg) / Semivolatiles	41000	2800	1000	1000	ug/Kg
CG26254	$8100SMR	Indeno(1,2,3-cd)pyrene	CT / RSR DEC RES (mg/kg) / APS Organics	4900	240	1000	1000	ug/Kg
CG26254	$8100SMR	Dibenz(a,h)anthracene	CT / RSR DEC RES (mg/kg) / APS Organics	1400	240	1000	1000	ug/Kg
CG26254	$8100SMR	Benz(a)anthracene	CT / RSR DEC RES (mg/kg) / Semivolatiles	5800	240	1000	1000	ug/Kg
CG26254	$8100SMR	Benzo(a)pyrene	CT / RSR DEC RES (mg/kg) / Semivolatiles	7600	2500	1000	1000	ug/Kg
CG26254	$8100SMR	Benzo(b)fluoranthene	CT / RSR DEC RES (mg/kg) / Semivolatiles	5700	240	1000	1000	ug/Kg
CG26254	$8100SMR	Dibenz(a,h)anthracene	CT / RSR GB (mg/kg) / APS Organics	1400	240	1000	1000	ug/Kg
CG26254	$8100SMR	Chrysene	CT / RSR GB (mg/kg) / APS Organics	8300	2500	1000	1000	ug/Kg
CG26254	$8100SMR	Benzo(ghi)perylene	CT / RSR GB (mg/kg) / APS Organics	5100	240	1000	1000	ug/Kg
CG26254	$8100SMR	Indeno(1,2,3-cd)pyrene	CT / RSR GB (mg/kg) / APS Organics	4900	240	1000	1000	ug/Kg

Monday, July 20, 2020

Criteria: CT: GBM, RC

State: CT

Sample Criteria Exceedances Report

GCG26236 - TIGHE-EVER

SampNo	Acode	Phoenix Analyte	Criteria	Result	RL	Criteria	RL Criteria	Analysis Units
CG26254	$8100SMR	Benzo(b)fluoranthene	CT / RSR GB (mg/kg) / Semivolatiles	5700	240	1000	1000	ug/Kg
CG26254	$8100SMR	Benzo(a)pyrene	CT / RSR GB (mg/kg) / Semivolatiles	7600	2500	1000	1000	ug/Kg
CG26254	$8100SMR	Benz(a)anthracene	CT / RSR GB (mg/kg) / Semivolatiles	5800	240	1000	1000	ug/Kg
CG26254	$8100SMR	Benzo(k)fluoranthene	CT / RSR GB (mg/kg) / Semivolatiles	5200	240	1000	1000	ug/Kg
CG26254	$PEST_SMR	Dieldrin	CT / RSR GB (mg/kg) / Pesticides/TPH	12	3.5	7	7	ug/Kg
CG26255	$8100SMR	Benzo(a)pyrene	CT / RSR DEC RES (mg/kg) / Semivolatiles	1200	240	1000	1000	ug/Kg
CG26255	$8100SMR	Chrysene	CT / RSR GB (mg/kg) / APS Organics	1300	240	1000	1000	ug/Kg
CG26255	$8100SMR	Benzo(a)pyrene	CT / RSR GB (mg/kg) / Semivolatiles	1200	240	1000	1000	ug/Kg
CG26257	$8100SMR	Indeno(1,2,3-cd)pyrene	CT / RSR DEC RES (mg/kg) / APS Organics	1900	280	1000	1000	ug/Kg
CG26257	$8100SMR	Benzo(b)fluoranthene	CT / RSR DEC RES (mg/kg) / Semivolatiles	1300	280	1000	1000	ug/Kg
CG26257	$8100SMR	Benzo(a)pyrene	CT / RSR DEC RES (mg/kg) / Semivolatiles	2200	280	1000	1000	ug/Kg
CG26257	$8100SMR	Benz(a)anthracene	CT / RSR DEC RES (mg/kg) / Semivolatiles	1100	280	1000	1000	ug/Kg
CG26257	$8100SMR	Benzo(ghi)perylene	CT / RSR GB (mg/kg) / APS Organics	2400	280	1000	1000	ug/Kg
CG26257	$8100SMR	Chrysene	CT / RSR GB (mg/kg) / APS Organics	1600	280	1000	1000	ug/Kg
CG26257	$8100SMR	Indeno(1,2,3-cd)pyrene	CT / RSR GB (mg/kg) / APS Organics	1900	280	1000	1000	ug/Kg
CG26257	$8100SMR	Benzo(a)pyrene	CT / RSR GB (mg/kg) / Semivolatiles	2200	280	1000	1000	ug/Kg
CG26257	$8100SMR	Benzo(b)fluoranthene	CT / RSR GB (mg/kg) / Semivolatiles	1300	280	1000	1000	ug/Kg
CG26257	$8100SMR	Benz(a)anthracene	CT / RSR GB (mg/kg) / Semivolatiles	1100	280	1000	1000	ug/Kg

Phoenix Laboratories does not assume responsibility for the data contained in this exceedance report. It is provided as an additional tool to identify requested criteria exceedences. All efforts are made to ensure the accuracy of the data (obtained from appropriate agencies). A lack of exceedence information does not necessarily suggest conformance to the criteria. It is ultimately the site professional's responsibility to determine appropriate compliance.

REASONABLE CONFIDENCE PROTOCOL
LABORATORY ANALYSIS QA/QC CERTIFICATION FORM

Laboratory Name: Phoenix Environmental Labs, Inc. ***Client:*** Tighe & Bond

Project Location: ROCKVILLE MGP EVERSOURCE ***Project Number:***

Laboratory Sample ID(s): CG26236-CG26250, CG26252-CG26257 ***Sampling Date(s):*** 7/1/2020

List RCP Methods Used (e.g., 8260, 8270, et cetera) 1311/1312, 8081, 8151, 8260, 8270, ETPH

1	**For each analytical method referenced in this laboratory report package, were all specified QA/QC performance criteria followed, including the requirement to explain any criteria falling outside of acceptable guidelines, as specified in the CT DEP method-specific Reasonable Confidence Protocol documents?**	☑ Yes ☐ No
1A	**Were the method specified preservation and holding time requirements met?**	☐ Yes ☑ No
1B	***VPH and EPH methods only:*** **Was the VPH or EPH method conducted without significant modifications (see section 11.3 of respective RCP methods)**	☐ Yes ☐ No ☑ NA
2	**Were all samples received by the laboratory in a condition consistent with that described on the associated Chain-of-Custody document(s)?**	☑ Yes ☐ No
3	**Were samples received at an appropriate temperature (< 6 Degrees C)?**	☑ Yes ☐ No ☐ NA
4	**Were all QA/QC performance criteria specified in the Reasonable Confidence Protocol documents acheived? See Sections: SVOA Narration, VOA Narration.**	☐ Yes ☑ No
5	**a) Were reporting limits specified or referenced on the chain-of-custody?** **b) Were these reporting limits met?**	☑ Yes ☐ No ☑ Yes ☐ No
6	**For each analytical method referenced in this laboratory report package, were results reported for all constituents identified in the method-specific analyte lists presented in the Reasonable Confidence Protocol documents?**	☐ Yes ☑ No
7	**Are project-specific matrix spikes and laboratory duplicates included in the data set?**	☑ Yes ☐ No

Notes: For all questions to which the response was "No" (with the exception of question #7), additional information must be provided in an attached narrative. If the answer to question #1, #1A or 1B is "No", the data package does not meet the requirements for "Reasonable Confidence". This form may not be altered and all questions must be answered.

I, the undersigned, attest under the pains and penalties of perjury that, to the best of my knowledge and belief and based upon my personal inquiry of those responsible for providing the information contained in this analytical report, such information is accurate and complete.

Authorized Signature: _____ **Position:** Assistant Lab Director

Printed Name: Greg Lawrence **Date:** Monday, July 20, 2020

Name of Laboratory Phoenix Environmental Labs, Inc.

This certification form is to be used for RCP methods only.

CTDEP RCP Laboratory Analysis QA/QC Certification Form - November 2007
Laboratory Quality Assurance and Quality Control Guidance Reasonable Confidence Protocols

Environmental Laboratories, Inc.
587 East Middle Turnpike, P.O.Box 370, Manchester, CT 06045
Tel. (860) 645-1102 Fax (860) 645-0823

NY # 11301

RCP Certification Report

July 20, 2020

SDG I.D.: GCG26236

SDG Comments

8270 Semi-volatile Organics:
The client requested a short list for 8270 RCP Semivolatile. Only the PAH constituents are reported as requested on the chain-of-custody.

TCLP/SPLP 8260 Volatiles:
This list does not include methylene chloride. It also does not include EDB or DBCP, these compounds need to be analyzed by 8011 to meet GWP criteria

ETPH Narration

Were all QA/QC performance criteria specified in the Reasonable Confidence Protocol documents achieved? Yes.

Instrument:

AU-XL1 07/15/20-1 Jeff Bucko, Chemist 07/15/20

CG26247 (1X)

The initial calibration (ETPH420I) RSD for the compound list was less than 30% except for the following compounds: None.
As per section 7.2.3, a discrimination check standard was run (715A003A_1) and contained the following outliers: None.
The continuing calibration %D for the compound list was less than 30% except for the following compounds:None.

QC (Batch Specific):

Batch 537513 (CG34011)

CG26247

All LCS recoveries were within 60 - 120 with the following exceptions: None.
All LCSD recoveries were within 60 - 120 with the following exceptions: None.
All LCS/LCSD RPDs were less than 30% with the following exceptions: None.
Additional surrogate criteria: LCS acceptance range is 60-120% MS acceptance range 50-150%. The ETPH/DRO LCS has been normalized based on the alkane calibration.

Herbicide Narration

Were all QA/QC performance criteria specified in the Reasonable Confidence Protocol documents achieved? Yes.

Instrument:

AU-ECD12 07/02/20-1 Jeff Bucko, Chemist 07/02/20

CG26236 (10X), CG26239 (10X), CG26242 (10X), CG26246 (10X), CG26250 (10X), CG26254 (10X)

The initial calibration (HRB528AI) RSD for the compound list was less than 20% except for the following compounds: None.
The initial calibration (HRB528BI) RSD for the compound list was less than 20% except for the following compounds: None.
The continuing calibration %D for the compound list was less than 15% except for the following compounds:None.

QC (Batch Specific):

Batch 535869 (CG25084)

CG26236, CG26239, CG26242, CG26246, CG26250, CG26254

All LCS recoveries were within 40 - 140 with the following exceptions: None.
All LCSD recoveries were within 40 - 140 with the following exceptions: None.
All LCS/LCSD RPDs were less than 30% with the following exceptions: None.
Additional criteria: LCS acceptance range is 40-140% MS acceptance range 30-150%.

Environmental Laboratories, Inc.
587 East Middle Turnpike, P.O.Box 370, Manchester, CT 06045
Tel. (860) 645-1102 Fax (860) 645-0823

ACCREDITED IN ACCORDANCE WITH nelac NY # 11301

RCP Certification Report

July 20, 2020

SDG I.D.: GCG26236

PEST Narration

Were all QA/QC performance criteria specified in the Reasonable Confidence Protocol documents achieved? Yes.

Instrument:

AU-ECD35 07/02/20-2 Chelsey Guerette, Chemist 07/02/20

CG26236 (2X), CG26239 (2X), CG26250 (2X), CG26254 (2X)

The initial calibration (PS0702AI) RSD for the compound list was less than 20% except for the following compounds: None.
The initial calibration (PS0702BI) RSD for the compound list was less than 20% except for the following compounds: None.
The Endrin and DDT breakdown does not exceed 15% except for the following compounds:None.
The Endrin and DDT breakdown does not exceed the maximum of 20% except for the following compounds:None.
The continuing calibration %D for the compound list was less than 20% except for the following compounds:
Samples: CG26250
Preceding CC 702A064 - None.
Succeeding CC 702A078 - Endrin -22%L (20%)
A low "1A" standard was run after the samples to demonstrate capability to detect any compounds outside of the CC acceptance criteria. All reported samples were ND for the affected compounds.

AU-ECD35 07/06/20-1 Chelsey Guerette, Chemist 07/06/20

CG26242 (2X), CG26246 (2X)

The initial calibration (PS0702AI) RSD for the compound list was less than 20% except for the following compounds: None.
The initial calibration (PS0702BI) RSD for the compound list was less than 20% except for the following compounds: None.
The Endrin and DDT breakdown does not exceed 15% except for the following compounds:None.
The Endrin and DDT breakdown does not exceed the maximum of 20% except for the following compounds:None.
The continuing calibration %D for the compound list was less than 20% except for the following compounds:
Samples: CG26242, CG26246
Preceding CC 706A004 - None.
Succeeding CC 706A025 - b-BHC 40%H (20%), Endosulfan sulfate 25%H (20%), Endrin aldehyde 21%H (20%)

QC (Batch Specific):

Batch 535926 (CG25636)

CG26236, CG26239, CG26242, CG26246, CG26250, CG26254

All LCS recoveries were within 40 - 140 with the following exceptions: None.
All LCSD recoveries were within 40 - 140 with the following exceptions: None.
All LCS/LCSD RPDs were less than 30% with the following exceptions: None.

SVOA Narration

Environmental Laboratories, Inc.
587 East Middle Turnpike, P.O.Box 370, Manchester, CT 06045
Tel. (860) 645-1102 Fax (860) 645-0823

NY # 11301

RCP Certification Report

July 20, 2020

SDG I.D.: GCG26236

SVOA Narration

Were all QA/QC performance criteria specified in the Reasonable Confidence Protocol documents achieved? No.

QC Batch 535922 (Samples: CG26236, CG26237, CG26238, CG26239, CG26240, CG26241, CG26242, CG26243, CG26244, CG26245, CG26246, CG26247, CG26248, CG26249, CG26250, CG26252, CG26253): -----

The LCS/LCSD recovery is acceptable. Due to the concentration in the unspiked sample relative to the spike concentration one analyte in the site specific matrix spike recovery is below the method criteria. No bias is suspected. (Benzo(ghi)perylene, Benzo(k)fluoranthene)

QC Batch 536038 (Samples: CG26254): -----

The LCSD recovery is below the lower range. The LCS is acceptable. A slight low bias is possible. (Fluoranthene, Pyrene)

The LCS/LCSD RPD exceeds the method criteria for one or more analytes and a surrogate, therefore there may be variability in the reported result. (Dibenz(a,h)anthracene, Fluoranthene, Pyrene, % Terphenyl-d14)

Instrument:

CHEM06 07/01/20-1 Matt Richard, Chemist 07/01/20

CG26236 (1X), CG26237 (1X), CG26238 (1X), CG26239 (1X), CG26240 (1X), CG26242 (1X), CG26243 (1X), CG26244 (1X), CG26245 (1X), CG26246 (1X), CG26247 (1X), CG26248 (1X), CG26249 (1X), CG26250 (1X), CG26252 (1X), CG26253 (1X)

For 8270 full list, the DDT breakdown and pentachlorophenol & benzidine peak tailing were evaluated in the DFTPP tune and were found to be in control.
For 8270 BN list, benzidine peak tailing was evaluated in the DFTPP tune and was found to be in control.

Initial Calibration Evaluation (CHEM06/6_BN_0629):
100% of target compounds met criteria.
The following compounds had %RSDs >20%: None.
The following compounds did not meet recommended response factors: None.
The following compounds did not meet a minimum response factors: None.

Continuing Calibration Verification (CHEM06/0701_13-6_BN_0629):
Internal standard areas were within 50 to 200% of the initial calibration with the following exceptions: None.
100% of target compounds met criteria.
The following compounds did not meet % deviation criteria: None.
The following compounds did not meet maximum % deviations: None.
The following compounds did not meet recommended response factors: None.
The following compounds did not meet minimum response factors: None.

CHEM07 07/01/20-1 Wes Bryon, Chemist 07/01/20

CG26254 (1X), CG26255 (1X), CG26256 (1X), CG26257 (1X)

For 8270 full list, the DDT breakdown and pentachlorophenol & benzidine peak tailing were evaluated in the DFTPP tune and were found to be in control.
For 8270 BN list, benzidine peak tailing was evaluated in the DFTPP tune and was found to be in control.

Initial Calibration Evaluation (CHEM07/7_SPLIT_0612):
100% of target compounds met criteria.
The following compounds had %RSDs >20%: None.
The following compounds did not meet recommended response factors: None.
The following compounds did not meet a minimum response factors: None.

Environmental Laboratories, Inc.
587 East Middle Turnpike, P.O.Box 370, Manchester, CT 06045
Tel. (860) 645-1102 Fax (860) 645-0823

RCP Certification Report

July 20, 2020

SDG I.D.: GCG26236

SVOA Narration

Continuing Calibration Verification (CHEM07/0701_05-7_SPLIT_0612):
Internal standard areas were within 50 to 200% of the initial calibration with the following exceptions: None.
99% of target compounds met criteria.
The following compounds did not meet % deviation criteria: None.
The following compounds did not meet maximum % deviations: None.
The following compounds did not meet recommended response factors: None.
The following compounds did not meet minimum response factors: None.

CHEM69 07/02/20-1 Wes Bryon, Chemist 07/02/20

CG26236 (10X), CG26237 (10X), CG26238 (10X), CG26239 (10X), CG26241 (10X, 100X), CG26242 (100X), CG26243 (10X), CG26244 (10X), CG26250 (10X), CG26253 (10X, 100X)

Initial Calibration Evaluation (CHEM69/69_BN_0629):
100% of target compounds met criteria.
The following compounds had %RSDs >20%: None.
The following compounds did not meet recommended response factors: None.
The following compounds did not meet a minimum response factors: None.

Continuing Calibration Verification (CHEM69/0702_03-69_BN_0629):
Internal standard areas were within 50 to 200% of the initial calibration with the following exceptions: None.
100% of target compounds met criteria.
The following compounds did not meet % deviation criteria: None.
The following compounds did not meet maximum % deviations: None.
The following compounds did not meet recommended response factors: None.
The following compounds did not meet minimum response factors: None.

CHEM69 07/06/20-1 Adam Werner, Chemist 07/06/20

CG26245 (10X), CG26254 (10X)

Initial Calibration Evaluation (CHEM69/69_BN_0629):
100% of target compounds met criteria.
The following compounds had %RSDs >20%: None.
The following compounds did not meet recommended response factors: None.
The following compounds did not meet a minimum response factors: None.

Continuing Calibration Verification (CHEM69/0706_03-69_BN_0629):
Internal standard areas were within 50 to 200% of the initial calibration with the following exceptions: None.
100% of target compounds met criteria.
The following compounds did not meet % deviation criteria: None.
The following compounds did not meet maximum % deviations: None.
The following compounds did not meet recommended response factors: None.
The following compounds did not meet minimum response factors: None.

QC (Batch Specific):

Batch 535859 (CG25444)

CG26255, CG26256, CG26257

All LCS recoveries were within 40 - 140 with the following exceptions: None.
All LCSD recoveries were within 40 - 140 with the following exceptions: None.
All LCS/LCSD RPDs were less than 30% with the following exceptions: None.

Environmental Laboratories, Inc.
587 East Middle Turnpike, P.O.Box 370, Manchester, CT 06045
Tel. (860) 645-1102 Fax (860) 645-0823

ACCREDITED IN ACCORDANCE WITH nelac NY # 11301

RCP Certification Report

July 20, 2020

SDG I.D.: GCG26236

SVOA Narration

Additional 8270 criteria: 20% of compounds can be outside of acceptance criteria as long as recovery is at least 10%. (Acid surrogates acceptance range for aqueous samples: 15-110%, for soils 30-130%)

Batch 536038 (CG26749)

CG26254

All LCS recoveries were within 40 - 140 with the following exceptions: None.
All LCSD recoveries were within 40 - 140 with the following exceptions: None.
All LCS/LCSD RPDs were less than 30% with the following exceptions: % Terphenyl-d14(84.0%), Dibenz(a,h)anthracene(31.7%), Fluoranthene(47.3%), Pyrene(82.4%)
Additional 8270 criteria: 20% of compounds can be outside of acceptance criteria as long as recovery is at least 10%. (Acid surrogates acceptance range for aqueous samples: 15-110%, for soils 30-130%)

QC (Site Specific):

Batch 535922 (CG26238)

CG26236, CG26237, CG26238, CG26239, CG26240, CG26241, CG26242, CG26243, CG26244, CG26245, CG26246, CG26247, CG26248, CG26249, CG26250, CG26252, CG26253

All LCS recoveries were within 40 - 140 with the following exceptions: None.
All LCSD recoveries were within 40 - 140 with the following exceptions: None.
All LCS/LCSD RPDs were less than 30% with the following exceptions: None.
All MS recoveries were within 40 - 140 with the following exceptions: Benzo(ghi)perylene(34%)
All MSD recoveries were within 40 - 140 with the following exceptions: Benzo(ghi)perylene(37%)
All MS/MSD RPDs were less than 30% with the following exceptions: None.
A matrix effect is suspected when a MS/MSD recovery is outside of criteria. No further action is required if LCS/LCSD compounds are within criteria.
Additional 8270 criteria: 20% of compounds can be outside of acceptance criteria as long as recovery is at least 10%. (Acid surrogates acceptance range for aqueous samples: 15-110%, for soils 30-130%)

VOA Narration

Were all QA/QC performance criteria specified in the Reasonable Confidence Protocol documents achieved? No.

QC Batch 536007 (Samples: CG26243, CG26244, CG26245, CG26247, CG26248, CG26249, CG26252, CG26253, CG26255, CG26256, CG26257): -----

The MS/MSD RPD exceeds the method criteria for one or more analytes, therefore there may be variability in the reported result. (Carbon tetrachloride)

The QC recovery for one or more analytes is above the upper range but were not reported in the sample(s), therefore no significant bias is suspected. (Bromomethane, Dichlorodifluoromethane)

QC Batch 536358 (Samples: CG26248, CG26253, CG26257): -----

The LCS and/or the LCSD recovery is above the upper range for one or more analytes that were not reported in the sample(s), therefore no significant bias is suspected. (Bromoform, trans-1,4-dichloro-2-butene)

Instrument:

CHEM02 07/06/20-1 Michael Hahn, Chemist 07/06/20

Environmental Laboratories, Inc.
587 East Middle Turnpike, P.O.Box 370, Manchester, CT 06045
Tel. (860) 645-1102 Fax (860) 645-0823

NY # 11301

RCP Certification Report

July 20, 2020

SDG I.D.: GCG26236

VOA Narration

CG26248 (1X), CG26253 (1X), CG26257 (1X)

Chem02 is a 25ml purge instrument. The laboratory minimum response factor is set at 0.01 instead of 0.05 for the 25ml purge instruments.
EPA method 8260D Table 4 supports this approach.

Initial Calibration Evaluation (CHEM02/VT-P062920):
96% of target compounds met criteria.
The following compounds had %RSDs >20%: Acetone 22% (20%), Bromoform 26% (20%)
The following compounds did not meet Table 4 recommended minimum response factors: None.
The following compounds did not meet the minimum response factor of 0.05: None.

Continuing Calibration Verification (CHEM02/0706_04-VT-P062920):
Internal standard areas were within 50 to 200% of the initial calibration with the following exceptions: None.
99% of target compounds met criteria.
The following compounds did not meet % deviation criteria: None.
The following compounds did not meet maximum % deviations: None.
The following compounds did not meet Table 4 recommended minimum response factors: None.

CHEM02 07/14/20-2 Harry Mullin, Chemist 07/14/20

CG26247 (1X)

Chem02 is a 25ml purge instrument. The laboratory minimum response factor is set at 0.01 instead of 0.05 for the 25ml purge instruments.
EPA method 8260D Table 4 supports this approach.

Initial Calibration Evaluation (CHEM02/VT-P071420):
96% of target compounds met criteria.
The following compounds had %RSDs >20%: Acetone 21% (20%), Acrylonitrile 21% (20%), Bromomethane 30% (20%)
The following compounds did not meet Table 4 recommended minimum response factors: Acetone 0.094 (0.1)
The following compounds did not meet the minimum response factor of 0.05: None.

Continuing Calibration Verification (CHEM02/0714_27-VT-P071420):
Internal standard areas were within 50 to 200% of the initial calibration with the following exceptions: None.
100% of target compounds met criteria.
The following compounds did not meet % deviation criteria: None.
The following compounds did not meet maximum % deviations: None.
The following compounds did not meet Table 4 recommended minimum response factors: None.

CHEM03 07/01/20-2 Harry Mullin, Chemist 07/01/20

CG26243 (1X), CG26244 (1X), CG26245 (1X), CG26247 (1X), CG26248 (1X), CG26249 (1X), CG26252 (1X), CG26253 (1X), CG26255 (1X), CG26256 (1X), CG26257 (1X)

Initial Calibration Evaluation (CHEM03/VT-L062920):
99% of target compounds met criteria.
The following compounds had %RSDs >20%: Bromoform 22% (20%)
The following compounds did not meet Table 4 recommended minimum response factors: Tetrachloroethene 0.188 (0.2)
The following compounds did not meet the minimum response factor of 0.05: None.

Continuing Calibration Verification (CHEM03/0701_33-VT-L062920):
Internal standard areas were within 50 to 200% of the initial calibration with the following exceptions: None.
99% of target compounds met criteria.
The following compounds did not meet % deviation criteria: None.

Environmental Laboratories, Inc.
587 East Middle Turnpike, P.O.Box 370, Manchester, CT 06045
Tel. (860) 645-1102 Fax (860) 645-0823

RCP Certification Report

July 20, 2020

SDG I.D.: GCG26236

VOA Narration

The following compounds did not meet maximum % deviations: None.
The following compounds did not meet Table 4 recommended minimum response factors: None.

CHEM03 07/02/20-1 Jane Li, Chemist 07/02/20

CG26243 (1X, 50X), CG26248 (50X), CG26252 (50X), CG26256 (50X)

Initial Calibration Evaluation (CHEM03/VT-L062920):
99% of target compounds met criteria.
The following compounds had %RSDs >20%: None.
The following compounds did not meet Table 4 recommended minimum response factors: Tetrachloroethene 0.188 (0.2)
The following compounds did not meet the minimum response factor of 0.05: None.

Continuing Calibration Verification (CHEM03/0702_01-VT-L062920):
Internal standard areas were within 50 to 200% of the initial calibration with the following exceptions: None.
98% of target compounds met criteria.
The following compounds did not meet % deviation criteria: None.
The following compounds did not meet maximum % deviations: None.
The following compounds did not meet Table 4 recommended minimum response factors: None.

CHEM15 07/06/20-2 Harry Mullin, Chemist 07/06/20

CG26244 (1X), CG26249 (1X), CG26252 (1X), CG26256 (1X)

Initial Calibration Evaluation (CHEM15/VOA15-070620):
99% of target compounds met criteria.
The following compounds had %RSDs >20%: None.
The following compounds did not meet Table 4 recommended minimum response factors: None.
The following compounds did not meet the minimum response factor of 0.05: None.

Continuing Calibration Verification (CHEM15/0706B18-VOA15-070620):
Internal standard areas were within 50 to 200% of the initial calibration with the following exceptions: None.
100% of target compounds met criteria.
The following compounds did not meet % deviation criteria: None.
The following compounds did not meet maximum % deviations: None.
The following compounds did not meet Table 4 recommended minimum response factors: None.

CHEM31 07/05/20-1 Jane Li, Chemist 07/05/20

CG26244 (50X), CG26245 (50X), CG26247 (100X), CG26249 (50X), CG26253 (50X)

Initial Calibration Evaluation (CHEM31/VT-L062020):
94% of target compounds met criteria.
The following compounds had %RSDs >20%: None.
The following compounds did not meet Table 4 recommended minimum response factors: Tetrachloroethene 0.192 (0.2)
The following compounds did not meet the minimum response factor of 0.05: None.

Continuing Calibration Verification (CHEM31/0705_03-VT-L062020):
Internal standard areas were within 50 to 200% of the initial calibration with the following exceptions: None.
99% of target compounds met criteria.
The following compounds did not meet % deviation criteria: None.
The following compounds did not meet maximum % deviations: None.
The following compounds did not meet Table 4 recommended minimum response factors: None.

QC (Batch Specific):

Environmental Laboratories, Inc.
587 East Middle Turnpike, P.O.Box 370, Manchester, CT 06045
Tel. (860) 645-1102 Fax (860) 645-0823

NY # 11301

RCP Certification Report

July 20, 2020

SDG I.D.: GCG26236

VOA Narration

Batch 536007 (CG25724) CHEM03 7/1/2020-2

CG26243(1X), CG26244(1X), CG26245(1X), CG26247(1X), CG26248(1X), CG26249(1X), CG26252(1X), CG26253(1X), CG26255(1X), CG26256(1X), CG26257(1X)

All LCS recoveries were within 70 - 130 with the following exceptions: Bromomethane(133%), Dichlorodifluoromethane(146%)
All LCSD recoveries were within 70 - 130 with the following exceptions: Bromomethane(139%), Dichlorodifluoromethane(145%)
All LCS/LCSD RPDs were less than 30% with the following exceptions: None.
Additional 8260 criteria: 10% of LCS/LCSD compounds can be outside of acceptance criteria as long as recovery is 40-160%, 25-160% for Chloroethane-HL and Trichlorofluoromethane-HL.

Batch 536204H (CG26754) CHEM31 7/5/2020-1

CG26244(50X), CG26245(50X), CG26247(100X), CG26249(50X), CG26253(50X)

All LCS recoveries were within 70 - 130 with the following exceptions: None.
All LCSD recoveries were within 70 - 130 with the following exceptions: None.
All LCS/LCSD RPDs were less than 30% with the following exceptions: None.
Additional 8260 criteria: 10% of LCS/LCSD compounds can be outside of acceptance criteria as long as recovery is 40-160%, 25-160% for Chloroethane-HL and Trichlorofluoromethane-HL.

Batch 536207H (CG26243) CHEM03 7/2/2020-1

CG26243(50X), CG26248(50X), CG26252(50X), CG26256(50X)

All LCS recoveries were within 70 - 130 with the following exceptions: None.
All LCSD recoveries were within 70 - 130 with the following exceptions: None.
All LCS/LCSD RPDs were less than 30% with the following exceptions: None.
Additional 8260 criteria: 10% of LCS/LCSD compounds can be outside of acceptance criteria as long as recovery is 40-160%, 25-160% for Chloroethane-HL and Trichlorofluoromethane-HL.

Batch 536321 (CG26055) CHEM15 7/6/2020-2

CG26244(1X), CG26249(1X), CG26252(1X), CG26256(1X)

All LCS recoveries were within 70 - 130 with the following exceptions: None.
All LCSD recoveries were within 70 - 130 with the following exceptions: None.
All LCS/LCSD RPDs were less than 30% with the following exceptions: None.
A LCS and LCS Duplicate were performed instead of a matrix spike and matrix spike duplicate.
Additional 8260 criteria: 10% of LCS/LCSD compounds can be outside of acceptance criteria as long as recovery is 40-160%, 25-160% for Chloroethane-HL and Trichlorofluoromethane-HL.

Batch 536358 (CG24082) CHEM02 7/6/2020-1

CG26248(1X), CG26253(1X), CG26257(1X)

All LCS recoveries were within 70 - 130 with the following exceptions: trans-1,4-dichloro-2-butene(174%)
All LCSD recoveries were within 70 - 130 with the following exceptions: Bromoform(133%), trans-1,4-dichloro-2-butene(180%)
All LCS/LCSD RPDs were less than 30% with the following exceptions: None.
A LCS and LCS Duplicate were performed instead of a matrix spike and matrix spike duplicate.
Additional 8260 criteria: 10% of LCS/LCSD compounds can be outside of acceptance criteria as long as recovery is 40-160%, 25-160% for Chloroethane-HL and Trichlorofluoromethane-HL.

Batch 537487 (CG33391) CHEM02 7/14/2020-2

CG26247(1X)

All LCS recoveries were within 70 - 130 with the following exceptions: None.
All LCSD recoveries were within 70 - 130 with the following exceptions: None.
All LCS/LCSD RPDs were less than 30% with the following exceptions: None.
A LCS and LCS Duplicate were performed instead of a matrix spike and matrix spike duplicate.

Environmental Laboratories, Inc.
587 East Middle Turnpike, P.O.Box 370, Manchester, CT 06045
Tel. (860) 645-1102 Fax (860) 645-0823

NY # 11301

RCP Certification Report

July 20, 2020

SDG I.D.: GCG26236

VOA Narration

Additional 8260 criteria: 10% of LCS/LCSD compounds can be outside of acceptance criteria as long as recovery is 40-160%, 25-160% for Chloroethane-HL and Trichlorofluoromethane-HL.

Temperature Narration

The samples were received at 2.3C with cooling initiated.
(Note acceptance criteria for relevant matrices is above freezing up to 6°C)

Cooler: Yes ☑ No ☐
Coolant: IPK ☐ ICE ☑ No ☐
Temp 2-3 C Pg 1 of 2

PHOENIX
Environmental Laboratories, Inc.

CHAIN OF CUSTODY RECORD

587 East Middle Turnpike, P.O. Box 370, Manchester, CT 06040
Email: info@phoenixlabs.com Fax (860) 645-0823
Client Services (860) 645-8726

Data Delivery/Contact Options:
☐ Fax:
☐ Phone: Drew.Bischoff@eversource.com
☒ Email: Lynn.Wilkey@eversource.com

Customer: Tighe + Bond
Address: 213 Court St Suite 1100
Middletown CT 06457

Project: Redevelop map Eversource
Report to: Lynn Wilkey / Drew Bischoff
Invoice to: Eversource Energy
QUOTE # EVQ#520 BA

Project P.O: CW#63969 / #177473

This section MUST be completed with Bottle Quantities.

Sampler's Signature: [signature] Date: 7/1/20

Client Sample - Information - Identification

Matrix Code:
DW=Drinking Water **GW**=Ground Water **SW**=Surface Water **WW**=Waste Water
RW=Raw Water **SE**=Sediment **SL**=Sludge **S**=Soil **SD**=Solid **W**=Wipe **OIL**=Oil
B=Bulk **L**=Liquid **X** = _____(Other)

Analysis Request

PHOENIX USE ONLY SAMPLE #	Customer Sample Identification	Sample Matrix	Date Sampled	Time Sampled	PCB Aroclors	HVOC	Total VOC	SPLP VOC	PAHs	GL Amber 8 oz. w/H3PO4	Soil VOA Vials [1] methanol [1] H2O	GL Soil container (1) oz	GL Soil container ( ) oz	40 ml VOA Vial [ ] As is [ ] HCl	GL Amber 1000ml [ ] As is [ ] H2SO4	PL As is [ ] 250ml [ ] 500ml [ ] 1000ml	PL H2SO4 [ ] 250ml [ ] 500ml	PL HNO3 250ml	PL NaOH 250ml	Bacteria Bottle w/thio	Bacteria Bottle as is
26236	SB-76 (0-2 A)	S	7/1/20	10:10	X	X			X			1									
26237	SB-76 (2-4 A)			10:15					X			1									
26238	SB-76 (4-6 A)			10:15					X			1									
26239	SB-77 (0-2 A)			11:25	X	X			X			1									
26240	SB-77 (2-4 A)			11:35					X			1									
26241	SB-77 (4-6 A)			11:45					X			1									
26242	SB-74 (0-1 A)			10:45	X	X			X			1									
26243	SB-74 (1-2 A)			10:50			X		X		3	1									
26244	SB-74 (3-4 A)			10:55			X	HW	X		3	1									
26245	SB-74 (5-6 A)			11:00			X	HW	X		3	1						1			
26246	SB-79 (0-1 A)			10:15	X	X			X												
26247	SB-79 (1-2 A)			10:20			X	HW	X		3	1						1			

Relinquished by:	Accepted by:	Date:	Time:
[signature]	[signature]	7/1/20	1415

Comments, Special Requirements or Regulations:
HW SPLP VOC on SB-74 (5-6 A) and SB-79 (1-2 A)

Turnaround Time:
☐ 1 Day*
☐ 2 Days*
☐ 3 Days*
☒ Standard
☐ Other
* SURCHARGE APPLIES

RI
☐ (Residential) Direct Exposure
☐ (Comm/Industrial) Direct Exposure
☐ GA Leachability
☐ GB Leachability
☐ GA-GW Objectives
☐ GB-GW Objectives

CT
☑ RCP Cert
☐ GW Protection
☐ SW Protection
☐ GA Mobility
☒ GB Mobility
☑ Residential DEC
☐ I/C DEC
☐ Other

MA
☐ MCP Certification
☐ GW-1 ☐ MWRA eSMART
☐ GW-2
☐ GW-3
☐ S-1 GW-1 ☐ S-1 GW-2 ☐ S-1 GW-3
☐ S-2 GW-1 ☐ S-2 GW-2 ☐ S-2 GW-3
☐ S-3 GW-1 ☐ S-3 GW-2 ☐ S-3 GW-3
☐ SW Protection

State where samples were collected: CT

Data Format
☒ Excel
☒ PDF
☐ GIS/Key
☐ EQuIS
☒ Other Excel

Data Package
☐ Tier II Checklist
☐ Full Data Package*
☒ Phoenix Std Report
☐ Other
* SURCHARGE APPLIES

Cooler: Yes ☐ No ☐
Coolant: IPK ☐ ICE ☐ No ☐

CHAIN OF CUSTODY RECORD

Temp 2.3 °C Pg 2 of 2

PHOENIX *Environmental Laboratories, Inc.*

587 East Middle Turnpike, P.O. Box 370, Manchester, CT 06040
Email: info@phoenixlabs.com Fax (860) 645-0823
Client Services (860) 645-8726

Data Delivery/Contact Options:
☐ Fax:
☐ Phone: Drew.Bilodeau@eversource.com
☒ Email: Lynn.Holley@tetratech.com

Customer: Tighe & Bond
Address: 213 Court St Suite 1100
Middletown CT 06457

Project: Rockville Mgp Eversource
Report to: Lynn Holley / Drew Bilodeau
Invoice to: Eversource Energy
QUOTE # EVD225218A

Project P.O: CW 2067165 / #104447

This section MUST be completed with Bottle Quantities.

Client Sample - Information - Identification

Sampler's Signature: _____ Date: 7/1/20

Matrix Code:
DW=Drinking Water **GW**=Ground Water **SW**=Surface Water **WW**=Waste Water
RW=Raw Water **SE**=Sediment **SL**=Sludge **S**=Soil **SD**=Solid **W**=Wipe **OIL**=Oil
B=Bulk **L**=Liquid **X** = _____(Other)

Analysis Request

PHOENIX USE ONLY SAMPLE #	Customer Sample Identification	Sample Matrix	Date Sampled	Time Sampled	PAHs 8270	Herbicides 8151	Lead VOC 8260	SVOC 8270	PAHs 8270	GL Amber 8 oz. w/H3PO4	Soil VOA Vials [1] methanol [2] H2O	GL Soil container (4) oz	GL Soil container ( ) oz	40 ml VOA Vial [ ] As is [ ] HCl	GL Amber 1000ml [ ] As is [ ] H2SO4	PL As is [ ] 250ml [ ] 1500ml [ ] 1000ml	PL H2SO4 [ ] 250ml [ ] 1500ml	PL HNO3 250ml	~~PL HNO3 250ml~~	Bacteria Bottle w/thio	Bacteria Bottle as is
26248	SB-39 (3-4 A)	S	7/1/20	10:25			X	X	X		3	1						1			
26249	SB-39 (5-6 A)			10:35			X	X	X		3	1						1			
26250	SB-40 (0-1 A)			09:30	X	X			X			1									
26251	SB-40 (1-2 A)			09:35			X	Pend	X		3	1						1			
26252	SB-40 (3-4 A)			09:40			X	X	X		3	1						1			
26253	SB-40 (5-6 A)			09:50			X	X	X		3	1						1			
26254	SB-41 (0-1 A)			9:45	X	X			X			1									
26255	SB-41 (1-2 A)			9:50			X	Pend	X		3	1						1			
26256	SB-41 (3-4 A)			9:55			X	X	X		3	1						1			
26257	SB-41 (5-6 A)	↓	↓	9:10			X	X	X		3	1						1			

Relinquished by:	Accepted by:	Date:	Time:
		7/1/20	1615

Comments, Special Requirements or Regulations:

Turnaround Time:
☐ 1 Day*
☐ 2 Days*
☐ 3 Days*
☒ Standard
☐ Other
* SURCHARGE APPLIES

RI
☐ (Residential) Direct Exposure
☐ (Comm/Industrial) Direct Exposure
☐ GA Leachability
☐ GB Leachability
☐ GA-GW Objectives
☐ GB-GW Objectives

CT
☒ RCP Cert
☐ GW Protection
☐ SW Protection
☐ GA Mobility
☒ GB Mobility
☒ Residential DEC
☐ I/C DEC
☐ Other

MA
☐ MCP Certification
☐ GW-1 ☐ MWRA eSMART
☐ GW-2
☐ GW-3
☐ S-1 GW-1 ☐ S-1 GW-2 ☐ S-1 GW-3
☐ S-2 GW-1 ☐ S-2 GW-2 ☐ S-2 GW-3
☐ S-3 GW-1 ☐ S-3 GW-2 ☐ S-3 GW-3
☐ SW Protection

State where samples were collected: CT

Data Format
☒ Excel
☒ PDF
☐ GIS/Key
☐ EQuIS
☒ Other Excel

Data Package
☐ Tier II Checklist
☐ Full Data Package*
☒ Phoenix Std Report
☐ Other
* SURCHARGE APPLIES

GCG 26236

Shannon Wilhelm

Subject: FW: Eversource Rockville MGP-GCG26236
Attachments: Sample Acknowledgement-Inner Substation.pdf

From: Lynn E. Willey [mailto:LEWilley@tighebond.com]
Sent: Thursday, July 02, 2020 1:10 PM
To: Shannon Wilhelm
Cc: Sarah Bell; Benjamin P. Caswell
Subject: Eversource Rockville MGP-GCG26236

Hi Shannon

I have the following changes on the samples submitted yesterday afternoon. I want to hold some and wait for analysis.

I also want to change analysis of SPLP VOCs to just SPLP Benzene.

Thank you.

Lynn E. Willey, P.G., LEP | Senior Environmental Scientist
Tighe & Bond | 213 Court Street Suite 1100 | Middletown, CT 06457
| 860.852.5214 | 860-729-7502 (cell)
www.tighebond.com | Follow us on: Twitter Facebook LinkedIn
Tighe&Bond

GCG 26236

SPLP Benzene

July 1, 2020

Sample Acknowledgement

PHOENIX

Phoenix Environmental Laboratories, Inc
587 East Middle Turnpike
Manchester, CT 06045
Tel (860) 645-1102 F

Standard

SDG: GCG26236
Project: ROCKVILLE MGP EVERSOURCE

Sample Id	Client Id	Matrix	Rush	Organics (SPLP)	SPLP Volatiles (GA criteria) [SW8260C]	Organics (Total)	Chlorinated Herbicides [SW8151A]	Pesticides [SW8081B]	Polynuclear Aromatic HC [SW8270D]	Volatiles [SW8260C]
CG26236	SB-76 (0-2 FT)	SOIL	72				x	x	x	
CG26237	SB-76 (2-4 FT)	SOIL	72						x	
CG26238	SB-76 (4-6 FT)	SOIL	72						x	
CG26239	SB-77 (0-2 FT)	SOIL	72				x	x	x	
CG26240	SB-77 (2-4 FT)	SOIL	72						x	
CG26241	SB-77 (4062 FT)	SOIL	72						x	
CG26242	SB-78 (0-1 FT)	SOIL	72				x	x	x	
CG26243	SB-78 (1-2 FT)	SOIL	72						x	x
CG26244	SB-78 (3-4 FT)	SOIL	72		x				x	x
CG26245	SB-78 (5-6 FT)	SOIL	72						x	x
CG26246	SB-79 (0-1 FT)	SOIL	72				x	x	x	
CG26247	SB-79 (1-2 FT)	SOIL	72						x	x
CG26248	SB-79 (3-4 FT)	SOIL	72		x				x	x
CG26249	SB-79 (5-6 FT)	SOIL	72		x				x	x
CG26250	SB-80 (0-1 FT)	SOIL	72				x	x	x	
CG26251	SB-80 (1-2 FT)	SOIL	72						x	x
CG26252	SB-80 (3-4 FT)	SOIL	72		x				x	x
CG26253	SB-80 (5-6 FT)	SOIL	72		x				x	x

Yellow= Hold

GCG 240236

| | | |

GCG-26236

July 1, 2020

Sample Acknowledgement

PHOENIX

Phoenix Environmental Laboratories, Inc
587 East Middle Turnpike
Manchester, CT 06045
Tel (860) 645-1102 Fax (860) 645-0823

SDG: GCG26236
Project: ROCKVILLE MGP EVERSOURCE

Sample Id	Client Id	Matrix	Rush	Organics (SPLP)	SPLP Volatiles (GA criteria) [SW8260C	Organics (Total)	Chlorinated Herbicides [SW8151A]	Pesticides [SW8081B]	Polynuclear Aromatic HC [SW8270D]	Volatiles [SW8260C]
CG26257	SB-81 (5-6 FT)	SOIL	72		x				x	x

Sample Hold Policy: Please note that the laboratory will retain all samples, received and placed on HOLD for a 30 day period. After the 30 period has expired all samples will be disposed.
Please note that sample storage fees may be incurred for all samples held in storage beyond the 30 day period.
Rush results are typically available after 3pm on the day they are due.
Thank you very much for your business. We appreciate the opportunity to serve you, and look forward to continuing and growing our relationship.

GCG 26236

CHAIN OF CUSTODY RECORD

PHOENIX Environmental Laboratories, Inc.

587 East Middle Turnpike, P.O. Box 370, Manchester, CT 06040
Email: info@phoenixlabs.com Fax (860) 645-8823
Client Services (860) 645-8726

Cooler: Yes ☑ No ☐ Coolant: IPK ☐ ICE ☑ No ☐ Temp 0-3 C Pg 1 of 1

Data Delivery/Contact Options:
☐ Fax:
☐ Phone: drew.bischard@eversource.com
☒ Email: Lynn.Wilkey@tetratech.com

Customer: Tetra Tech
Address: 213 Court St Suite 1100, Middletown CT 06457

Project: Rockville MGP Eversource
Report to: Lynn Wilkey / Drew Bischard
Invoice to: Eversource Energy
QUOTE # EVA0526BA

Project P.O: CW863968 / #179473

This section MUST be completed with Bottle Quantities.

Client Sample - Information - Identification

Sampler's Signature: [signature] Date: 7/1/20

Matrix Code:
DW=Drinking Water GW=Ground Water SW=Surface Water WW=Waste Water
RW=Raw Water SE=Sediment SL=Sludge S=Soil SD=Solid W=Wipe OIL=Oil
B=Bulk L=Liquid X = _____(Other)

Analysis Request

PHOENIX USE ONLY SAMPLE #	Customer Sample Identification	Sample Matrix	Date Sampled	Time Sampled	PCB Aroclors	HVOC 8260/624	Total VOC	SPLP VOC	PAHs	GL Amber 8 oz. w/H3PO4	Soil VOA Vials [1] methanol [1] H2O	GL Soil container (1) oz	GL Soil container ( ) oz	40 ml VOA Vial [ ] As is [ ] HCl	GL Amber 1000ml [ ] As is [ ] H2SO4	PL As is [ ] 250ml [ ] 500ml [ ] 1000ml	PL H2SO4 [ ] 250ml [ ] 500ml	PL HNO3 250ml	Bacteria Bottle w/thio	Bacteria Bottle as is
26236	SB-76 (0-2 A)	S	7/1/20	12:10	X	X			X		1									
26237	SB-76 (2-4 A)			12:05					X		1									
26238	SB-76 (4-6 A)			12:15					X		1									
26239	SB-77 (0-2 A)			11:25	X	X			X		1									
26240	SB-77 (2-4 A)			11:35					X		1									
26241	SB-77 (4-6 A)			11:45					X		1									
26242	SB-74 (0-1 A)			10:45	X	X			X		1									
26243	SB-74 (1-2 A)			10:50			X		X	3	1									
26244	SB-74 (3-4 A)			10:55			X	X	X	3	1									
26245	SB-74 (5-6 A)			11:00			X	HW	X	3	1						1			
26246	SB-79 (0-1 A)			10:15	X	X			X											
26247	SB-79 (1-2 A)			10:20			X	HW	X	3	1						1			

Relinquished by:	Accepted by:	Date:	Time:
[signature]	[signature]	7/1/20	1615

Comments, Special Requirements or Regulations:
HW SPLP VOC on SB-74 (5-6 A) and SB-79 (1-2 A)

Turnaround Time:
☐ 1 Day*
☐ 2 Days*
☒ 3 Days*
☐ Standard
☐ Other
* SURCHARGE APPLIES

RI
☐ (Residential) Direct Exposure
☐ (Comm/Industrial) Direct Exposure
☐ GA Leachability
☐ GB Leachability
☐ GA-GW Objectives
☐ GB-GW Objectives

CT
☑ RCP Cert
☐ GW Protection
☐ SW Protection
☐ GA Mobility
☒ GB Mobility
☑ Residential DEC
☐ I/C DEC
☐ Other

MA
☐ MCP Certification
☐ GW-1 ☐ MWRA eSMART
☐ GW-2
☐ GW-3
☐ S-1 GW-1 ☐ S-1 GW-2 ☐ S-1 GW-3
☐ S-2 GW-1 ☐ S-2 GW-2 ☐ S-2 GW-3
☐ S-3 GW-1 ☐ S-3 GW-2 ☐ S-3 GW-3
☐ SW Protection

State where samples were collected: CT

Data Format
☒ Excel
☒ PDF
☐ GIS/Key
☐ EQuIS
☒ Other Fracca

Data Package
☐ Tier II Checklist
☐ Full Data Package*
☒ Phoenix Std Report
☐ Other

* SURCHARGE APPLIES

Page 6 of

GCG 26236

PHOENIX
Environmental Laboratories, Inc.

CHAIN OF CUSTODY RECORD

587 East Middle Turnpike, P.O. Box 370, Manchester, CT 06040
Email: info@phoenixlabs.com Fax (860) 645-0823
Client Services (860) 645-8726

Cooler: Yes ☐ No ☐ Coolant: IPK ☐ ICE ☑ No ☐
Temp 2.3 °C Pg 2 of 2

Data Delivery/Contact Options:
☐ Fax:
☐ Phone:
☑ Email: Drew.Bloomfield@eversource.com
LEwright@fuss.com

Customer: Fuss & Bond
Address: 2 Conn St Suite 300
New Haven CT 06511

Project: Rockville Mgp Eversource
Report to: Lynn Wellby / Drew Bloomfield
Invoice to: Eversource Energy
QUOTE # EVD225220BA

Project P.O: CW 2068765 / #1049470

This section MUST be completed with Bottle Quantities.

Client Sample - Information - Identification

Sampler's Signature: _____ Date: 7/11/20

Matrix Code:
DW=Drinking Water GW=Ground Water SW=Surface Water WW=Waste Water
RW=Raw Water SE=Sediment SL=Sludge S=Soil SD=Solid W=Wipe OIL=Oil
B=Bulk L=Liquid X = _____(Other)

Analysis Request

PHOENIX USE ONLY SAMPLE #	Customer Sample Identification	Sample Matrix	Date Sampled	Time Sampled	PAHs	Arsenic	Mercury	Lead	TCLP VOC	TCLP SVOC	TCLP PAHs	GL Amber 8 oz. wH3PO4	Soil VOA Vials [ ] methanol [X] H2O	GL Soil container (X) oz	GL Soil container ( ) oz	40 ml VOA Vial [ ] As is [ ] HCl	GL Amber 1000ml [ ] As is [ ] H2SO4	PL As is [ ] 250ml [ ] 500ml [ ] 1000ml	PL H2SO4 [ ] 250ml [ ] 500ml	PL HNO3 250ml	Bacteria Bottle w/thio	Bacteria Bottle as is
26248	SB-34 (3-4 A)	S	7/11/20	10:35				X	X	X		3	1							1		
26249	SB-34 (5-6 A)			10:35				X	X	X		3	1							1		
26250	SB-40 (0-1 A)			09:30	X	X				X			1									
26251	SB-40 (1-2 A)			09:35				X		X		3	1							1		
26252	SB-40 (3-4 A)			09:40				X	X	X		3	1							1		
26253	SB-40 (5-6 A)			09:50				X	X	X		3	1							1		
26254	SB-41 (0-1 A)			9:45	X	X				X			1									
26255	SB-41 (1-2 A)			9:50				X		X		3	1							1		
26256	SB-41 (3-4 A)			9:55				X	X	X		3	1							1		
26257	SB-41 (5-6 A)	↓	↓	9:10				X	X	X		3	1							1		

Relinquished by:	Accepted by:	Date:	Time:
		7/11/20	1615

Comments, Special Requirements or Regulations:

Turnaround Time:
☐ 1 Day*
☐ 2 Days*
☐ 3 Days*
☒ Standard
☐ Other
* SURCHARGE APPLIES

RI
☐ (Residential) Direct Exposure
☐ (Comm/Industrial) Direct Exposure
☐ GA Leachability
☐ GB Leachability
☐ GA-GW Objectives
☐ GB-GW Objectives

CT
☑ RCP Cert
☐ GW Protection
☐ SW Protection
☐ GA Mobility
☒ GB Mobility
☒ Residential DEC
☐ I/C DEC
☐ Other

MA
☐ MCP Certification
☐ GW-1 ☐ MWRA eSMART
☐ GW-2
☐ GW-3
☐ S-1 GW-1 ☐ S-1 GW-2 ☐ S-1 GW-3
☐ S-2 GW-1 ☐ S-2 GW-2 ☐ S-2 GW-3
☐ S-3 GW-1 ☐ S-3 GW-2 ☐ S-3 GW-3
☐ SW Protection

State where samples were collected: CT

Data Format
☒ Excel
☐ PDF
☐ GIS/Key
☐ EQuIS
☒ Other Excel

Data Package
☐ Tier II Checklist
☐ Full Data Package*
☑ Phoenix Std Report
☐ Other
* SURCHARGE APPLIES

GCG 26236

Shannon Wilhelm

From: Lynn E. Willey <LEWilley@tighebond.com>
Sent: Thursday, July 02, 2020 02:58 PM
To: Shannon Wilhelm
Cc: Sarah Bell; Benjamin P. Caswell
Subject: RE: Eversource Rockville MGP-GCG26236

Shannon:

Please hold CG26251 SB-80 (1-2 FT) until I can figure out if there is enough budget left to run it.

Thank you.

Lynn E. Willey, P.G., LEP | Senior Environmental Scientist
Tighe & Bond | 213 Court Street Suite 1100 | Middletown, CT 06457
| 860.852.5214 | 860-729-7502 (cell)
www.tighebond.com | Follow us on: Twitter Facebook LinkedIn
Tighe&Bond

From: Shannon Wilhelm <shannon@phoenixlabs.com>
Sent: Thursday, July 2, 2020 2:37 PM
To: Lynn E. Willey <LEWilley@tighebond.com>
Cc: Sarah Bell <sarah@phoenixlabs.com>; Benjamin P. Caswell <BCaswell@tighebond.com>
Subject: RE: Eversource Rockville MGP-GCG26236

They've been prepped but not completed yet.

Shannon Wilhelm
Client Services Representative
Phoenix Environmental Laboratories
587 East Middle Turnpike
Manchester CT 06040
860-645-1102

GCG 26236

From: Lynn E. Willey [mailto:LEWilley@tighebond.com]
Sent: Thursday, July 02, 2020 2:34 PM
To: Shannon Wilhelm
Cc: Sarah Bell; Benjamin P. Caswell
Subject: RE: Eversource Rockville MGP-GCG26236

Thanks Shannon.

That was quick.

Have pests and herbs been run yet. I need to hold a sample. I budgeted 5 and have checked off 6.

Lynn E. Willey, P.G., LEP | Senior Environmental Scientist
Tighe & Bond | 213 Court Street Suite 1100 | Middletown, CT 06457
| 860.852.5214 | 860-729-7502 (cell)
www.tighebond.com | Follow us on: Twitter Facebook LinkedIn
Tighe&Bond

From: Shannon Wilhelm <shannon@phoenixlabs.com>
Sent: Thursday, July 2, 2020 2:10 PM
To: Lynn E. Willey <LEWilley@tighebond.com>
Cc: Sarah Bell <sarah@phoenixlabs.com>; Benjamin P. Caswell <BCaswell@tighebond.com>
Subject: RE: Eversource Rockville MGP-GCG26236

[Caution - External Sender]

Hi Lynn,
I changed the highlighted ones you marked from SPLP VOCs to SPLP Benzene but the Total 8260 ones that you wanted us to put on hold were already ran.

Shannon Wilhelm
Client Services Representative
Phoenix Environmental Laboratories
587 East Middle Turnpike
Manchester CT 06040
860-645-1102

GCG 26236

From: Lynn E. Willey [mailto:LEWilley@tighebond.com]
Sent: Thursday, July 02, 2020 1:10 PM
To: Shannon Wilhelm
Cc: Sarah Bell; Benjamin P. Caswell
Subject: Eversource Rockville MGP-GCG26236

Hi Shannon

I have the following changes on the samples submitted yesterday afternoon. I want to hold some and wait for analysis.

I also want to change analysis of SPLP VOCs to just SPLP Benzene.

Thank you.

Lynn E. Willey, P.G., LEP | Senior Environmental Scientist
Tighe & Bond | 213 Court Street Suite 1100 | Middletown, CT 06457
| 860.852.5214 | 860-729-7502 (cell)
www.tighebond.com | Follow us on: Twitter Facebook LinkedIn
Tighe&Bond

GCG 26236

Shannon Wilhelm

From: Lynn E. Willey <LEWilley@tighebond.com>
Sent: Friday, July 10, 2020 04:07 PM
To: Shannon Wilhelm; Sarah Bell
Subject: SDG ID: GCG26236: SB-79 (1-2 FT) CG26247 SOIL- Add SPLP VOCs

Hi Shannon and Sarah:

I need to add SPLP VOCs for SB-79 (1-2 FT) CG26247 SOIL- Add SPLP VOCs.

Thank you.

Lynn E. Willey, P.G., LEP | Senior Environmental Scientist
Tighe & Bond | 213 Court Street Suite 1100 | Middletown, CT 06457
| 860.852.5214 | 860-729-7502 (cell)
www.tighebond.com | Follow us on: Twitter Facebook LinkedIn
Tighe&Bond

Sarah Bell

From: Lynn E. Willey <LEWilley@tighebond.com>
Sent: Wednesday, July 15, 2020 8:31 AM
To: Shannon Wilhelm; Sarah Bell
Subject: Rockville Samples- additional analysis

Hi Shannon and Sarah:

I am not sure if it possible to add analysis for:

- SB-80 (0-1 FT) CG26250 - VOCs
- SB-79 (1-2 FT) CG26247 -ETPH

They are expiring today.

Thank you again for the help.

Lynn E. Willey, P.G., LEP | Senior Environmental Scientist
Tighe & Bond | 213 Court Street Suite 1100 | Middletown, CT 06457
| 860.852.5214 | 860-729-7502 (cell)
www.tighebond.com | Follow us on: Twitter Facebook LinkedIn

PHOENIX
Environmental Laboratories, Inc.

Monday, July 20, 2020

Attn: Lynn Willey
Tighe & Bond
213 Court St, Suite 1100
Middletown, CT 06457

Project ID: ROCKVILLE MGP
SDG ID: GCG26258
Sample ID#s: CG26258 - CG26264

This laboratory is in compliance with the NELAC requirements of procedures used except where indicated.

This report contains results for the parameters tested, under the sampling conditions described on the Chain Of Custody, as received by the laboratory. This report is incomplete unless all pages indicated in the pagination at the bottom of the page are included.

All soils, solids and sludges are reported on a dry weight basis unless otherwise noted in the sample comments.

A scanned version of the COC form accompanies the analytical report and is an exact duplicate of the original.

Enclosed are revised Analysis Report pages. Please replace and discard the original pages. If you are the client above and have any questions concerning this testing, please do not hesitate to contact Phoenix Client Services at ext.200. The contents of this report cannot be discussed with anyone other than the client listed above without their written consent.

Sincerely yours,

Phyllis Shiller
Laboratory Director

NELAC - #NY11301
CT Lab Registration #PH-0618
MA Lab Registration #M-CT007
ME Lab Registration #CT-007
NH Lab Registration #213693-A,B
NJ Lab Registration #CT-003
NY Lab Registration #11301
PA Lab Registration #68-03530
RI Lab Registration #63
UT Lab Registration #CT00007
VT Lab Registration #VT11301

587 East Middle Turnpike, P.O. Box 370, Manchester, CT 06040
Telephone (860) 645-1102 Fax (860) 645-0823

Environmental Laboratories, Inc.
587 East Middle Turnpike, P.O.Box 370, Manchester, CT 06045
Tel. (860) 645-1102 Fax (860) 645-0823

Sample Id Cross Reference

July 20, 2020

SDG I.D.: GCG26258

Project ID: ROCKVILLE MGP

Client Id	Lab Id	Matrix
SB-83 (0-1)	CG26258	SOIL
SB-83 (1-3)	CG26259	SOIL
SB-83 (3-5)	CG26260	SOIL
SB-82 (4-5)	CG26261	SOIL
SB-82 (2-3)	CG26262	SOIL
SB-84 (11-13.5)	CG26263	SOIL
SB-85 (12-14)	CG26264	SOIL

Environmental Laboratories, Inc.
587 East Middle Turnpike, P.O.Box 370, Manchester, CT 06045
Tel. (860) 645-1102 Fax (860) 645-0823

Analysis Report

July 20, 2020

FOR: Attn: Lynn Willey
Tighe & Bond
213 Court St, Suite 1100
Middletown, CT 06457

Sample Information		Custody Information		Date	Time
Matrix:	SOIL	Collected by:		07/01/20	11:45
Location Code:	TIGHE-EVER	Received by:	B	07/01/20	16:15
Rush Request:	72 Hour	Analyzed by:	see "By" below		
P.O.#:	10948703				

Laboratory Data

SDG ID: GCG26258
Phoenix ID: CG26258

Project ID: ROCKVILLE MGP
Client ID: SB-83 (0-1)

Parameter	Result	RL/ PQL	Units	Dilution	Date/Time	By	Reference
Percent Solid	91		%		07/01/20	HB	SW846-%Solid
Volatiles							
1,1,1,2-Tetrachloroethane	ND	4.7	ug/Kg	1	07/02/20	HM	SW8260C
1,1,1-Trichloroethane	ND	4.7	ug/Kg	1	07/02/20	HM	SW8260C
1,1,2,2-Tetrachloroethane	ND	2.8	ug/Kg	1	07/02/20	HM	SW8260C
1,1,2-Trichloroethane	ND	4.7	ug/Kg	1	07/02/20	HM	SW8260C
1,1-Dichloroethane	ND	4.7	ug/Kg	1	07/02/20	HM	SW8260C
1,1-Dichloroethene	ND	4.7	ug/Kg	1	07/02/20	HM	SW8260C
1,1-Dichloropropene	ND	4.7	ug/Kg	1	07/02/20	HM	SW8260C
1,2,3-Trichlorobenzene	ND	4.7	ug/Kg	1	07/02/20	HM	SW8260C
1,2,3-Trichloropropane	ND	4.7	ug/Kg	1	07/02/20	HM	SW8260C
1,2,4-Trichlorobenzene	ND	4.7	ug/Kg	1	07/02/20	HM	SW8260C
1,2,4-Trimethylbenzene	ND	4.7	ug/Kg	1	07/02/20	HM	SW8260C
1,2-Dibromo-3-chloropropane	ND	4.7	ug/Kg	1	07/02/20	HM	SW8260C
1,2-Dibromoethane	ND	4.7	ug/Kg	1	07/02/20	HM	SW8260C
1,2-Dichlorobenzene	ND	4.7	ug/Kg	1	07/02/20	HM	SW8260C
1,2-Dichloroethane	ND	4.7	ug/Kg	1	07/02/20	HM	SW8260C
1,2-Dichloropropane	ND	4.7	ug/Kg	1	07/02/20	HM	SW8260C
1,3,5-Trimethylbenzene	ND	4.7	ug/Kg	1	07/02/20	HM	SW8260C
1,3-Dichlorobenzene	ND	4.7	ug/Kg	1	07/02/20	HM	SW8260C
1,3-Dichloropropane	ND	4.7	ug/Kg	1	07/02/20	HM	SW8260C
1,4-Dichlorobenzene	ND	4.7	ug/Kg	1	07/02/20	HM	SW8260C
2,2-Dichloropropane	ND	4.7	ug/Kg	1	07/02/20	HM	SW8260C
2-Chlorotoluene	ND	4.7	ug/Kg	1	07/02/20	HM	SW8260C
2-Hexanone	ND	24	ug/Kg	1	07/02/20	HM	SW8260C
2-Isopropyltoluene	ND	4.7	ug/Kg	1	07/02/20	HM	SW8260C
4-Chlorotoluene	ND	4.7	ug/Kg	1	07/02/20	HM	SW8260C

Ver 2

Project ID: ROCKVILLE MGP
Client ID: SB-83 (0-1)

Phoenix I.D.: CG26258

Parameter	Result	RL/ PQL	Units	Dilution	Date/Time	By	
4-Methyl-2-pentanone	ND	24	ug/Kg	1	07/02/20	HM	SW8260C
Acetone	ND	240	ug/Kg	1	07/02/20	HM	SW8260C
Acrylonitrile	ND	4.7	ug/Kg	1	07/02/20	HM	SW8260C
Benzene	ND	4.7	ug/Kg	1	07/02/20	HM	SW8260C
Bromobenzene	ND	4.7	ug/Kg	1	07/02/20	HM	SW8260C
Bromochloromethane	ND	4.7	ug/Kg	1	07/02/20	HM	SW8260C
Bromodichloromethane	ND	4.7	ug/Kg	1	07/02/20	HM	SW8260C
Bromoform	ND	4.7	ug/Kg	1	07/02/20	HM	SW8260C
Bromomethane	ND	4.7	ug/Kg	1	07/02/20	HM	SW8260C
Carbon Disulfide	ND	4.7	ug/Kg	1	07/02/20	HM	SW8260C
Carbon tetrachloride	ND	4.7	ug/Kg	1	07/02/20	HM	SW8260C
Chlorobenzene	ND	4.7	ug/Kg	1	07/02/20	HM	SW8260C
Chloroethane	ND	4.7	ug/Kg	1	07/02/20	HM	SW8260C
Chloroform	ND	4.7	ug/Kg	1	07/02/20	HM	SW8260C
Chloromethane	ND	4.7	ug/Kg	1	07/02/20	HM	SW8260C
cis-1,2-Dichloroethene	ND	4.7	ug/Kg	1	07/02/20	HM	SW8260C
cis-1,3-Dichloropropene	ND	4.7	ug/Kg	1	07/02/20	HM	SW8260C
Dibromochloromethane	ND	2.8	ug/Kg	1	07/02/20	HM	SW8260C
Dibromomethane	ND	4.7	ug/Kg	1	07/02/20	HM	SW8260C
Dichlorodifluoromethane	ND	4.7	ug/Kg	1	07/02/20	HM	SW8260C
Ethylbenzene	ND	4.7	ug/Kg	1	07/02/20	HM	SW8260C
Hexachlorobutadiene	ND	4.7	ug/Kg	1	07/02/20	HM	SW8260C
Isopropylbenzene	ND	4.7	ug/Kg	1	07/02/20	HM	SW8260C
m&p-Xylene	ND	4.7	ug/Kg	1	07/02/20	HM	SW8260C
Methyl Ethyl Ketone	ND	28	ug/Kg	1	07/02/20	HM	SW8260C
Methyl t-butyl ether (MTBE)	ND	9.5	ug/Kg	1	07/02/20	HM	SW8260C
Methylene chloride	ND	9.5	ug/Kg	1	07/02/20	HM	SW8260C
Naphthalene	ND	4.7	ug/Kg	1	07/02/20	HM	SW8260C
n-Butylbenzene	ND	4.7	ug/Kg	1	07/02/20	HM	SW8260C
n-Propylbenzene	ND	4.7	ug/Kg	1	07/02/20	HM	SW8260C
o-Xylene	ND	4.7	ug/Kg	1	07/02/20	HM	SW8260C
p-Isopropyltoluene	ND	4.7	ug/Kg	1	07/02/20	HM	SW8260C
sec-Butylbenzene	ND	4.7	ug/Kg	1	07/02/20	HM	SW8260C
Styrene	ND	4.7	ug/Kg	1	07/02/20	HM	SW8260C
tert-Butylbenzene	ND	4.7	ug/Kg	1	07/02/20	HM	SW8260C
Tetrachloroethene	ND	4.7	ug/Kg	1	07/02/20	HM	SW8260C
Tetrahydrofuran (THF)	ND	9.5	ug/Kg	1	07/02/20	HM	SW8260C
Toluene	ND	4.7	ug/Kg	1	07/02/20	HM	SW8260C
Total Xylenes	ND	4.7	ug/Kg	1	07/02/20	HM	SW8260C
trans-1,2-Dichloroethene	ND	4.7	ug/Kg	1	07/02/20	HM	SW8260C
trans-1,3-Dichloropropene	ND	4.7	ug/Kg	1	07/02/20	HM	SW8260C
trans-1,4-dichloro-2-butene	ND	9.5	ug/Kg	1	07/02/20	HM	SW8260C
Trichloroethene	ND	4.7	ug/Kg	1	07/02/20	HM	SW8260C
Trichlorofluoromethane	ND	4.7	ug/Kg	1	07/02/20	HM	SW8260C
Trichlorotrifluoroethane	ND	9.5	ug/Kg	1	07/02/20	HM	SW8260C
Vinyl chloride	ND	4.7	ug/Kg	1	07/02/20	HM	SW8260C
QA/QC Surrogates							
% 1,2-dichlorobenzene-d4	94		%	1	07/02/20	HM	70 - 130 %
% Bromofluorobenzene	83		%	1	07/02/20	HM	70 - 130 %

Ver 2

Project ID: ROCKVILLE MGP
Client ID: SB-83 (0-1)

Phoenix I.D.: CG26258

Parameter	Result	RL/ PQL	Units	Dilution	Date/Time	By	
% Dibromofluoromethane	103		%	1	07/02/20	HM	70 - 130 %
% Toluene-d8	91		%	1	07/02/20	HM	70 - 130 %
Field Extraction	Completed				07/01/20		SW5035A

RL/PQL=Reporting/Practical Quantitation Level ND=Not Detected BRL=Below Reporting Level
QA/QC Surrogates: Surrogates are compounds (preceeded with a %) added by the lab to determine analysis efficiency. Surrogate results(%) listed in the report are not "detected" compounds.

Comments:

All soils, solids and sludges are reported on a dry weight basis unless otherwise noted in the sample comments.

If you are the client above and have any questions concerning this testing, please do not hesitate to contact Phoenix Client Services at ext.200.
The contents of this report cannot be discussed with anyone other than the client listed above without their written consent.

Phyllis Shiller, Laboratory Director
July 20, 2020
Reviewed and Released by: Greg Lawrence, Assistant Lab Director

Environmental Laboratories, Inc.
587 East Middle Turnpike, P.O.Box 370, Manchester, CT 06045
Tel. (860) 645-1102 Fax (860) 645-0823

Analysis Report

July 20, 2020

FOR: Attn: Lynn Willey
Tighe & Bond
213 Court St, Suite 1100
Middletown, CT 06457

Sample Information		Custody Information		Date	Time
Matrix:	SOIL	Collected by:		07/01/20	12:00
Location Code:	TIGHE-EVER	Received by:	B	07/01/20	16:15
Rush Request:	72 Hour	Analyzed by:	see "By" below		
P.O.#:	10948703				

Laboratory Data

SDG ID: GCG26258
Phoenix ID: CG26259

Project ID: ROCKVILLE MGP
Client ID: SB-83 (1-3)

Parameter	Result	RL/ PQL	Units	Dilution	Date/Time	By	Reference
Percent Solid	89		%		07/01/20	HB	SW846-%Solid
SPLP Extraction for Volatiles	Completed				07/01/20	SB	SW1312
Volatiles							
1,1,1,2-Tetrachloroethane	ND	5.3	ug/Kg	1	07/02/20	HM	SW8260C
1,1,1-Trichloroethane	ND	5.3	ug/Kg	1	07/02/20	HM	SW8260C
1,1,2,2-Tetrachloroethane	ND	3.2	ug/Kg	1	07/02/20	HM	SW8260C
1,1,2-Trichloroethane	ND	5.3	ug/Kg	1	07/02/20	HM	SW8260C
1,1-Dichloroethane	ND	5.3	ug/Kg	1	07/02/20	HM	SW8260C
1,1-Dichloroethene	ND	5.3	ug/Kg	1	07/02/20	HM	SW8260C
1,1-Dichloropropene	ND	5.3	ug/Kg	1	07/02/20	HM	SW8260C
1,2,3-Trichlorobenzene	ND	430	ug/Kg	50	07/02/20	HM	SW8260C
1,2,3-Trichloropropane	ND	430	ug/Kg	50	07/02/20	HM	SW8260C
1,2,4-Trichlorobenzene	ND	430	ug/Kg	50	07/02/20	HM	SW8260C
1,2,4-Trimethylbenzene	220	170	ug/Kg	50	07/02/20	HM	SW8260C
1,2-Dibromo-3-chloropropane	ND	5.3	ug/Kg	1	07/02/20	HM	SW8260C
1,2-Dibromoethane	ND	5.3	ug/Kg	1	07/02/20	HM	SW8260C
1,2-Dichlorobenzene	ND	430	ug/Kg	50	07/02/20	HM	SW8260C
1,2-Dichloroethane	ND	5.3	ug/Kg	1	07/02/20	HM	SW8260C
1,2-Dichloropropane	ND	5.3	ug/Kg	1	07/02/20	HM	SW8260C
1,3,5-Trimethylbenzene	ND	430	ug/Kg	50	07/02/20	HM	SW8260C
1,3-Dichlorobenzene	ND	430	ug/Kg	50	07/02/20	HM	SW8260C
1,3-Dichloropropane	ND	5.3	ug/Kg	1	07/02/20	HM	SW8260C
1,4-Dichlorobenzene	ND	430	ug/Kg	50	07/02/20	HM	SW8260C
2,2-Dichloropropane	ND	5.3	ug/Kg	1	07/02/20	HM	SW8260C
2-Chlorotoluene	ND	430	ug/Kg	50	07/02/20	HM	SW8260C
2-Hexanone	ND	26	ug/Kg	1	07/02/20	HM	SW8260C
2-Isopropyltoluene	ND	430	ug/Kg	50	07/02/20	HM	SW8260C

Ver 2

Project ID: ROCKVILLE MGP
Client ID: SB-83 (1-3)

Phoenix I.D.: CG26259

Parameter	Result	RL/ PQL	Units	Dilution	Date/Time	By	
4-Chlorotoluene	ND	430	ug/Kg	50	07/02/20	HM	SW8260C
4-Methyl-2-pentanone	ND	26	ug/Kg	1	07/02/20	HM	SW8260C
Acetone	ND	260	ug/Kg	1	07/02/20	HM	SW8260C
Acrylonitrile	ND	5.3	ug/Kg	1	07/02/20	HM	SW8260C
Benzene	14000	430	ug/Kg	50	07/02/20	HM	SW8260C
Bromobenzene	ND	430	ug/Kg	50	07/02/20	HM	SW8260C
Bromochloromethane	ND	5.3	ug/Kg	1	07/02/20	HM	SW8260C
Bromodichloromethane	ND	5.3	ug/Kg	1	07/02/20	HM	SW8260C
Bromoform	ND	5.3	ug/Kg	1	07/02/20	HM	SW8260C
Bromomethane	ND	5.3	ug/Kg	1	07/02/20	HM	SW8260C
Carbon Disulfide	ND	5.3	ug/Kg	1	07/02/20	HM	SW8260C
Carbon tetrachloride	ND	5.3	ug/Kg	1	07/02/20	HM	SW8260C
Chlorobenzene	ND	5.3	ug/Kg	1	07/02/20	HM	SW8260C
Chloroethane	ND	5.3	ug/Kg	1	07/02/20	HM	SW8260C
Chloroform	ND	5.3	ug/Kg	1	07/02/20	HM	SW8260C
Chloromethane	ND	5.3	ug/Kg	1	07/02/20	HM	SW8260C
cis-1,2-Dichloroethene	ND	5.3	ug/Kg	1	07/02/20	HM	SW8260C
cis-1,3-Dichloropropene	ND	5.3	ug/Kg	1	07/02/20	HM	SW8260C
Dibromochloromethane	ND	3.2	ug/Kg	1	07/02/20	HM	SW8260C
Dibromomethane	ND	5.3	ug/Kg	1	07/02/20	HM	SW8260C
Dichlorodifluoromethane	ND	5.3	ug/Kg	1	07/02/20	HM	SW8260C
Ethylbenzene	570	430	ug/Kg	50	07/02/20	HM	SW8260C
Hexachlorobutadiene	ND	430	ug/Kg	50	07/02/20	HM	SW8260C
Isopropylbenzene	ND	430	ug/Kg	50	07/02/20	HM	SW8260C
m&p-Xylene	3600	430	ug/Kg	50	07/02/20	HM	SW8260C
Methyl Ethyl Ketone	ND	32	ug/Kg	1	07/02/20	HM	SW8260C
Methyl t-butyl ether (MTBE)	ND	11	ug/Kg	1	07/02/20	HM	SW8260C
Methylene chloride	ND	11	ug/Kg	1	07/02/20	HM	SW8260C
Naphthalene	ND	430	ug/Kg	50	07/02/20	HM	SW8260C
n-Butylbenzene	ND	430	ug/Kg	50	07/02/20	HM	SW8260C
n-Propylbenzene	ND	430	ug/Kg	50	07/02/20	HM	SW8260C
o-Xylene	750	430	ug/Kg	50	07/02/20	HM	SW8260C
p-Isopropyltoluene	ND	430	ug/Kg	50	07/02/20	HM	SW8260C
sec-Butylbenzene	ND	430	ug/Kg	50	07/02/20	HM	SW8260C
Styrene	ND	5.3	ug/Kg	1	07/02/20	HM	SW8260C
tert-Butylbenzene	ND	430	ug/Kg	50	07/02/20	HM	SW8260C
Tetrachloroethene	ND	5.3	ug/Kg	1	07/02/20	HM	SW8260C
Tetrahydrofuran (THF)	ND	11	ug/Kg	1	07/02/20	HM	SW8260C
Toluene	5800	430	ug/Kg	50	07/02/20	HM	SW8260C
Total Xylenes	4350	430	ug/Kg	50	07/02/20	HM	SW8260C
trans-1,2-Dichloroethene	ND	5.3	ug/Kg	1	07/02/20	HM	SW8260C
trans-1,3-Dichloropropene	ND	5.3	ug/Kg	1	07/02/20	HM	SW8260C
trans-1,4-dichloro-2-butene	ND	850	ug/Kg	50	07/02/20	HM	SW8260C
Trichloroethene	ND	5.3	ug/Kg	1	07/02/20	HM	SW8260C
Trichlorofluoromethane	ND	5.3	ug/Kg	1	07/02/20	HM	SW8260C
Trichlorotrifluoroethane	ND	11	ug/Kg	1	07/02/20	HM	SW8260C
Vinyl chloride	ND	5.3	ug/Kg	1	07/02/20	HM	SW8260C
QA/QC Surrogates							
% 1,2-dichlorobenzene-d4	126		%	1	07/02/20	HM	70 - 130 %

Ver 2

Project ID: ROCKVILLE MGP
Client ID: SB-83 (1-3)

Phoenix I.D.: CG26259

Parameter	Result	RL/ PQL	Units	Dilution	Date/Time	By		
% Bromofluorobenzene	63		%	1	07/02/20	HM	70 - 130 %	3
% Dibromofluoromethane	121		%	1	07/02/20	HM	70 - 130 %	
% Toluene-d8	86		%	1	07/02/20	HM	70 - 130 %	
% 1,2-dichlorobenzene-d4 (50x)	98		%	50	07/02/20	HM	70 - 130 %	
% Bromofluorobenzene (50x)	97		%	50	07/02/20	HM	70 - 130 %	
% Dibromofluoromethane (50x)	111		%	50	07/02/20	HM	70 - 130 %	
% Toluene-d8 (50x)	97		%	50	07/02/20	HM	70 - 130 %	
SPLP Benzene	23	1.0	ug/L	1	07/06/20	HM	SW8260C	
Field Extraction	Completed				07/01/20		SW5035A	

3 = This parameter exceeds laboratory specified limits.

RL/PQL=Reporting/Practical Quantitation Level ND=Not Detected BRL=Below Reporting Level
QA/QC Surrogates: Surrogates are compounds (preceeded with a %) added by the lab to determine analysis efficiency. Surrogate results(%) listed in the report are not "detected" compounds.

Comments:

Volatile Comment:
There was a suppression of the last internal standard in the low level analysis, all affected compounds are reported from the methanol preserved high level analysis which did not exhibit this interference.

All soils, solids and sludges are reported on a dry weight basis unless otherwise noted in the sample comments.

If you are the client above and have any questions concerning this testing, please do not hesitate to contact Phoenix Client Services at ext.200.
The contents of this report cannot be discussed with anyone other than the client listed above without their written consent.



Phyllis Shiller, Laboratory Director
July 20, 2020
Reviewed and Released by: Greg Lawrence, Assistant Lab Director

Environmental Laboratories, Inc.
587 East Middle Turnpike, P.O.Box 370, Manchester, CT 06045
Tel. (860) 645-1102 Fax (860) 645-0823

Analysis Report

July 20, 2020

FOR: Attn: Lynn Willey
Tighe & Bond
213 Court St, Suite 1100
Middletown, CT 06457

Sample Information		Custody Information		Date	Time
Matrix:	SOIL	Collected by:		07/01/20	12:20
Location Code:	TIGHE-EVER	Received by:	B	07/01/20	16:15
Rush Request:	72 Hour	Analyzed by:	see "By" below		
P.O.#:	10948703				

Laboratory Data

SDG ID: GCG26258
Phoenix ID: CG26260

Project ID: ROCKVILLE MGP
Client ID: SB-83 (3-5)

Parameter	Result	RL/ PQL	Units	Dilution	Date/Time	By	Reference
Percent Solid	89		%		07/01/20	HB	SW846-%Solid
Volatiles							
1,1,1,2-Tetrachloroethane	ND	5.5	ug/Kg	1	07/02/20	HM	SW8260C
1,1,1-Trichloroethane	ND	5.5	ug/Kg	1	07/02/20	HM	SW8260C
1,1,2,2-Tetrachloroethane	ND	3.3	ug/Kg	1	07/02/20	HM	SW8260C
1,1,2-Trichloroethane	ND	5.5	ug/Kg	1	07/02/20	HM	SW8260C
1,1-Dichloroethane	ND	5.5	ug/Kg	1	07/02/20	HM	SW8260C
1,1-Dichloroethene	ND	5.5	ug/Kg	1	07/02/20	HM	SW8260C
1,1-Dichloropropene	ND	5.5	ug/Kg	1	07/02/20	HM	SW8260C
1,2,3-Trichlorobenzene	ND	5.5	ug/Kg	1	07/02/20	HM	SW8260C
1,2,3-Trichloropropane	ND	5.5	ug/Kg	1	07/02/20	HM	SW8260C
1,2,4-Trichlorobenzene	ND	5.5	ug/Kg	1	07/02/20	HM	SW8260C
1,2,4-Trimethylbenzene	ND	5.5	ug/Kg	1	07/02/20	HM	SW8260C
1,2-Dibromo-3-chloropropane	ND	5.5	ug/Kg	1	07/02/20	HM	SW8260C
1,2-Dibromoethane	ND	5.5	ug/Kg	1	07/02/20	HM	SW8260C
1,2-Dichlorobenzene	ND	5.5	ug/Kg	1	07/02/20	HM	SW8260C
1,2-Dichloroethane	ND	5.5	ug/Kg	1	07/02/20	HM	SW8260C
1,2-Dichloropropane	ND	5.5	ug/Kg	1	07/02/20	HM	SW8260C
1,3,5-Trimethylbenzene	ND	5.5	ug/Kg	1	07/02/20	HM	SW8260C
1,3-Dichlorobenzene	ND	5.5	ug/Kg	1	07/02/20	HM	SW8260C
1,3-Dichloropropane	ND	5.5	ug/Kg	1	07/02/20	HM	SW8260C
1,4-Dichlorobenzene	ND	5.5	ug/Kg	1	07/02/20	HM	SW8260C
2,2-Dichloropropane	ND	5.5	ug/Kg	1	07/02/20	HM	SW8260C
2-Chlorotoluene	ND	5.5	ug/Kg	1	07/02/20	HM	SW8260C
2-Hexanone	ND	28	ug/Kg	1	07/02/20	HM	SW8260C
2-Isopropyltoluene	ND	5.5	ug/Kg	1	07/02/20	HM	SW8260C
4-Chlorotoluene	ND	5.5	ug/Kg	1	07/02/20	HM	SW8260C

Ver 2

Project ID: ROCKVILLE MGP
Client ID: SB-83 (3-5)

Phoenix I.D.: CG26260

Parameter	Result	RL/ PQL	Units	Dilution	Date/Time	By	
4-Methyl-2-pentanone	ND	28	ug/Kg	1	07/02/20	HM	SW8260C
Acetone	ND	280	ug/Kg	1	07/02/20	HM	SW8260C
Acrylonitrile	ND	5.5	ug/Kg	1	07/02/20	HM	SW8260C
Benzene	ND	5.5	ug/Kg	1	07/02/20	HM	SW8260C
Bromobenzene	ND	5.5	ug/Kg	1	07/02/20	HM	SW8260C
Bromochloromethane	ND	5.5	ug/Kg	1	07/02/20	HM	SW8260C
Bromodichloromethane	ND	5.5	ug/Kg	1	07/02/20	HM	SW8260C
Bromoform	ND	5.5	ug/Kg	1	07/02/20	HM	SW8260C
Bromomethane	ND	5.5	ug/Kg	1	07/02/20	HM	SW8260C
Carbon Disulfide	ND	5.5	ug/Kg	1	07/02/20	HM	SW8260C
Carbon tetrachloride	ND	5.5	ug/Kg	1	07/02/20	HM	SW8260C
Chlorobenzene	ND	5.5	ug/Kg	1	07/02/20	HM	SW8260C
Chloroethane	ND	5.5	ug/Kg	1	07/02/20	HM	SW8260C
Chloroform	ND	5.5	ug/Kg	1	07/02/20	HM	SW8260C
Chloromethane	ND	5.5	ug/Kg	1	07/02/20	HM	SW8260C
cis-1,2-Dichloroethene	ND	5.5	ug/Kg	1	07/02/20	HM	SW8260C
cis-1,3-Dichloropropene	ND	5.5	ug/Kg	1	07/02/20	HM	SW8260C
Dibromochloromethane	ND	3.3	ug/Kg	1	07/02/20	HM	SW8260C
Dibromomethane	ND	5.5	ug/Kg	1	07/02/20	HM	SW8260C
Dichlorodifluoromethane	ND	5.5	ug/Kg	1	07/02/20	HM	SW8260C
Ethylbenzene	ND	5.5	ug/Kg	1	07/02/20	HM	SW8260C
Hexachlorobutadiene	ND	5.5	ug/Kg	1	07/02/20	HM	SW8260C
Isopropylbenzene	ND	5.5	ug/Kg	1	07/02/20	HM	SW8260C
m&p-Xylene	ND	5.5	ug/Kg	1	07/02/20	HM	SW8260C
Methyl Ethyl Ketone	ND	33	ug/Kg	1	07/02/20	HM	SW8260C
Methyl t-butyl ether (MTBE)	ND	11	ug/Kg	1	07/02/20	HM	SW8260C
Methylene chloride	ND	11	ug/Kg	1	07/02/20	HM	SW8260C
Naphthalene	ND	5.5	ug/Kg	1	07/02/20	HM	SW8260C
n-Butylbenzene	ND	5.5	ug/Kg	1	07/02/20	HM	SW8260C
n-Propylbenzene	ND	5.5	ug/Kg	1	07/02/20	HM	SW8260C
o-Xylene	ND	5.5	ug/Kg	1	07/02/20	HM	SW8260C
p-Isopropyltoluene	ND	5.5	ug/Kg	1	07/02/20	HM	SW8260C
sec-Butylbenzene	ND	5.5	ug/Kg	1	07/02/20	HM	SW8260C
Styrene	ND	5.5	ug/Kg	1	07/02/20	HM	SW8260C
tert-Butylbenzene	ND	5.5	ug/Kg	1	07/02/20	HM	SW8260C
Tetrachloroethene	ND	5.5	ug/Kg	1	07/02/20	HM	SW8260C
Tetrahydrofuran (THF)	ND	11	ug/Kg	1	07/02/20	HM	SW8260C
Toluene	ND	5.5	ug/Kg	1	07/02/20	HM	SW8260C
Total Xylenes	ND	5.5	ug/Kg	1	07/02/20	HM	SW8260C
trans-1,2-Dichloroethene	ND	5.5	ug/Kg	1	07/02/20	HM	SW8260C
trans-1,3-Dichloropropene	ND	5.5	ug/Kg	1	07/02/20	HM	SW8260C
trans-1,4-dichloro-2-butene	ND	11	ug/Kg	1	07/02/20	HM	SW8260C
Trichloroethene	ND	5.5	ug/Kg	1	07/02/20	HM	SW8260C
Trichlorofluoromethane	ND	5.5	ug/Kg	1	07/02/20	HM	SW8260C
Trichlorotrifluoroethane	ND	11	ug/Kg	1	07/02/20	HM	SW8260C
Vinyl chloride	ND	5.5	ug/Kg	1	07/02/20	HM	SW8260C
QA/QC Surrogates							
% 1,2-dichlorobenzene-d4	96		%	1	07/02/20	HM	70 - 130 %
% Bromofluorobenzene	95		%	1	07/02/20	HM	70 - 130 %

Ver 2

Project ID: ROCKVILLE MGP
Client ID: SB-83 (3-5)

Phoenix I.D.: CG26260

Parameter	Result	RL/ PQL	Units	Dilution	Date/Time	By	
% Dibromofluoromethane	102		%	1	07/02/20	HM	70 - 130 %
% Toluene-d8	95		%	1	07/02/20	HM	70 - 130 %
Field Extraction	Completed				07/01/20		SW5035A

RL/PQL=Reporting/Practical Quantitation Level ND=Not Detected BRL=Below Reporting Level
QA/QC Surrogates: Surrogates are compounds (preceeded with a %) added by the lab to determine analysis efficiency. Surrogate results(%) listed in the report are not "detected" compounds.

Comments:

All soils, solids and sludges are reported on a dry weight basis unless otherwise noted in the sample comments.

If you are the client above and have any questions concerning this testing, please do not hesitate to contact Phoenix Client Services at ext.200.
The contents of this report cannot be discussed with anyone other than the client listed above without their written consent.

Phyllis Shiller, Laboratory Director
July 20, 2020
Reviewed and Released by: Greg Lawrence, Assistant Lab Director

Environmental Laboratories, Inc.
587 East Middle Turnpike, P.O.Box 370, Manchester, CT 06045
Tel. (860) 645-1102 Fax (860) 645-0823

Analysis Report

July 20, 2020

FOR: Attn: Lynn Willey
Tighe & Bond
213 Court St, Suite 1100
Middletown, CT 06457

Sample Information		Custody Information		Date	Time
Matrix:	SOIL	Collected by:		07/01/20	11:15
Location Code:	TIGHE-EVER	Received by:	B	07/01/20	16:15
Rush Request:	72 Hour	Analyzed by:	see "By" below		
P.O.#:	10948703				

Laboratory Data

SDG ID: GCG26258
Phoenix ID: CG26261

Project ID: ROCKVILLE MGP
Client ID: SB-82 (4-5)

Parameter	Result	RL/ PQL	Units	Dilution	Date/Time	By	Reference
Silver	< 0.35	0.35	mg/Kg	1	07/02/20	EK	SW6010D
Arsenic	6.43	0.69	mg/Kg	1	07/02/20	TH	SW6010D
Barium	204	0.35	mg/Kg	1	07/02/20	TH	SW6010D
Beryllium	0.77	0.28	mg/Kg	1	07/02/20	TH	SW6010D
Cadmium	1.36	0.35	mg/Kg	1	07/02/20	TH	SW6010D
Chromium	14.1	0.35	mg/Kg	1	07/02/20	TH	SW6010D
Copper	37.0	0.7	mg/kg	1	07/02/20	TH	SW6010D
Mercury	< 0.07	0.07	mg/Kg	5	07/02/20	RS	SW7471B
Nickel	25.6	0.35	mg/Kg	1	07/02/20	TH	SW6010D
Lead	23.6	0.35	mg/Kg	1	07/02/20	TH	SW6010D
Antimony	< 3.5	3.5	mg/Kg	1	07/02/20	TH	SW6010D
Selenium	< 1.4	1.4	mg/Kg	1	07/02/20	TH	SW6010D
SPLP Silver	< 0.010	0.010	mg/L	1	07/03/20	EK	SW6010D
SPLP Arsenic	< 0.004	0.004	mg/L	1	07/03/20	EK	SW6010D
SPLP Barium	0.036	0.010	mg/L	1	07/03/20	EK	SW6010D
SPLP Beryllium	< 0.001	0.001	mg/L	1	07/03/20	EK	SW6010D
SPLP Cadmium	< 0.005	0.005	mg/L	1	07/03/20	EK	SW6010D
SPLP Chromium	< 0.010	0.010	mg/L	1	07/03/20	EK	SW6010D
SPLP Copper	< 0.010	0.010	mg/L	1	07/03/20	EK	SW6010D
SPLP Mercury	< 0.0005	0.0005	mg/L	1	07/02/20	RS	SW7470A
SPLP Nickel	< 0.010	0.010	mg/L	1	07/03/20	EK	SW6010D
SPLP Lead	< 0.010	0.010	mg/L	1	07/03/20	EK	SW6010D
SPLP Antimony	< 0.005	0.005	mg/L	1	07/03/20	CPP	SW6010D
SPLP Selenium	< 0.020	0.020	mg/L	1	07/03/20	EK	SW6010D
SPLP Thallium	< 0.005	0.005	mg/L	1	07/03/20	EK	SW6010D
SPLP Vanadium	< 0.010	0.010	mg/L	1	07/03/20	EK	SW6010D
SPLP Zinc	0.036	0.010	mg/L	1	07/03/20	EK	SW6010D
Thallium	< 3.1	3.1	mg/Kg	1	07/02/20	TH	SW6010D

Ver 2

Project ID: ROCKVILLE MGP
Client ID: SB-82 (4-5)

Phoenix I.D.: CG26261

Parameter	Result	RL/ PQL	Units	Dilution	Date/Time	By	
SPLP Metals Digestion	Completed				07/02/20	VT/VT	SW3010A
Vanadium	26.2	0.35	mg/Kg	1	07/02/20	TH	SW6010D
Zinc	41.0	0.7	mg/Kg	1	07/02/20	TH	SW6010D
Percent Solid	87		%		07/01/20	HB	SW846-%Solid
Total Cyanide (SW9010C Distill.)	1.04	0.57	mg/Kg	1	07/06/20	O/GD	SW9012B
Soil Extraction for PCB	Completed				07/01/20	KK/EE	SW3545A
Soil Extraction SVOA PAH	Completed				07/01/20	RR/EE	SW3546
Mercury Digestion	Completed				07/02/20	VT/VT	SW7471B
Extraction of CT ETPH	Completed				07/02/20	GG/A/AT	SW3546
SPLP Digestion Mercury	Completed				07/02/20	VT/VT	SW1312/SW7470A
SPLP Extraction for Metals	Completed				07/01/20	VT	SW1312
Total Metals Digest	Completed				07/01/20	B/AG/BF	SW3050B
TPH by GC (Extractable Products)							
Ext. Petroleum H.C. (C9-C36)	140	120	mg/Kg	1	07/03/20	JRB	CTETPH 8015D
Identification	**		mg/Kg	1	07/03/20	JRB	CTETPH 8015D
QA/QC Surrogates							
% n-Pentacosane	88		%	1	07/03/20	JRB	50 - 150 %
Polychlorinated Biphenyls							
PCB-1016	ND	380	ug/Kg	10	07/02/20	SC	SW8082A
PCB-1221	ND	380	ug/Kg	10	07/02/20	SC	SW8082A
PCB-1232	ND	380	ug/Kg	10	07/02/20	SC	SW8082A
PCB-1242	ND	380	ug/Kg	10	07/02/20	SC	SW8082A
PCB-1248	ND	380	ug/Kg	10	07/02/20	SC	SW8082A
PCB-1254	ND	380	ug/Kg	10	07/02/20	SC	SW8082A
PCB-1260	ND	380	ug/Kg	10	07/02/20	SC	SW8082A
PCB-1262	ND	380	ug/Kg	10	07/02/20	SC	SW8082A
PCB-1268	ND	380	ug/Kg	10	07/02/20	SC	SW8082A
QA/QC Surrogates							
% DCBP	78		%	10	07/02/20	SC	30 - 150 %
% DCBP (Confirmation)	74		%	10	07/02/20	SC	30 - 150 %
% TCMX	72		%	10	07/02/20	SC	30 - 150 %
% TCMX (Confirmation)	70		%	10	07/02/20	SC	30 - 150 %
Polynuclear Aromatic HC							
2-Methylnaphthalene	ND	260	ug/Kg	1	07/02/20	WB	SW8270D
Acenaphthene	ND	260	ug/Kg	1	07/02/20	WB	SW8270D
Acenaphthylene	830	260	ug/Kg	1	07/02/20	WB	SW8270D
Anthracene	470	260	ug/Kg	1	07/02/20	WB	SW8270D
Benz(a)anthracene	11000	2600	ug/Kg	10	07/02/20	WB	SW8270D
Benzo(a)pyrene	16000	2600	ug/Kg	10	07/02/20	WB	SW8270D
Benzo(b)fluoranthene	13000	2600	ug/Kg	10	07/02/20	WB	SW8270D
Benzo(ghi)perylene	7000	260	ug/Kg	1	07/02/20	WB	SW8270D
Benzo(k)fluoranthene	7100	260	ug/Kg	1	07/02/20	WB	SW8270D
Chrysene	10000	2600	ug/Kg	10	07/02/20	WB	SW8270D
Dibenz(a,h)anthracene	2700	260	ug/Kg	1	07/02/20	WB	SW8270D
Fluoranthene	4600	260	ug/Kg	1	07/02/20	WB	SW8270D
Fluorene	ND	260	ug/Kg	1	07/02/20	WB	SW8270D
Indeno(1,2,3-cd)pyrene	9000	2600	ug/Kg	10	07/02/20	WB	SW8270D

Ver 2

Project ID: ROCKVILLE MGP
Client ID: SB-82 (4-5)

Phoenix I.D.: CG26261

Parameter	Result	RL/ PQL	Units	Dilution	Date/Time	By	
Naphthalene	ND	260	ug/Kg	1	07/02/20	WB	SW8270D
Phenanthrene	880	260	ug/Kg	1	07/02/20	WB	SW8270D
Pyrene	5400	260	ug/Kg	1	07/02/20	WB	SW8270D
QA/QC Surrogates							
% 2-Fluorobiphenyl	65		%	1	07/02/20	WB	30 - 130 %
% Nitrobenzene-d5	65		%	1	07/02/20	WB	30 - 130 %
% Terphenyl-d14	83		%	1	07/02/20	WB	30 - 130 %
% 2-Fluorobiphenyl (10x)	Diluted Out		%	10	07/02/20	WB	30 - 130 %
% Nitrobenzene-d5 (10x)	Diluted Out		%	10	07/02/20	WB	30 - 130 %
% Terphenyl-d14 (10x)	Diluted Out		%	10	07/02/20	WB	30 - 130 %

RL/PQL=Reporting/Practical Quantitation Level ND=Not Detected BRL=Below Reporting Level
QA/QC Surrogates: Surrogates are compounds (preceeded with a %) added by the lab to determine analysis efficiency. Surrogate results(%) listed in the report are not "detected" compounds.

Comments:

TPH Comment:
**Petroleum hydrocarbon chromatogram contains a multicomponent hydrocarbon distribution in the range of C9 to C36. The sample was quantitated against a C9-C36 alkane hydrocarbon standard.

All soils, solids and sludges are reported on a dry weight basis unless otherwise noted in the sample comments.

If you are the client above and have any questions concerning this testing, please do not hesitate to contact Phoenix Client Services at ext.200.
The contents of this report cannot be discussed with anyone other than the client listed above without their written consent.

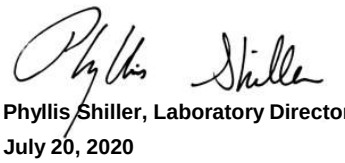

Phyllis Shiller, Laboratory Director
July 20, 2020
Reviewed and Released by: Greg Lawrence, Assistant Lab Director

Environmental Laboratories, Inc.
587 East Middle Turnpike, P.O.Box 370, Manchester, CT 06045
Tel. (860) 645-1102 Fax (860) 645-0823

Analysis Report

July 20, 2020

FOR: Attn: Lynn Willey
Tighe & Bond
213 Court St, Suite 1100
Middletown, CT 06457

Sample Information		Custody Information		Date	Time
Matrix:	SOIL	Collected by:		07/01/20	10:45
Location Code:	TIGHE-EVER	Received by:	B	07/01/20	16:15
Rush Request:	72 Hour	Analyzed by:	see "By" below		
P.O.#:	10948703				

Laboratory Data

SDG ID: GCG26258
Phoenix ID: CG26262

Project ID: ROCKVILLE MGP
Client ID: SB-82 (2-3)

Parameter	Result	RL/ PQL	Units	Dilution	Date/Time	By	Reference
Silver	< 0.34	0.34	mg/Kg	1	07/02/20	EK	SW6010D
Arsenic	5.84	0.69	mg/Kg	1	07/02/20	TH	SW6010D
Barium	64.7	0.34	mg/Kg	1	07/02/20	TH	SW6010D
Beryllium	0.34	0.27	mg/Kg	1	07/02/20	TH	SW6010D
Cadmium	1.16	0.34	mg/Kg	1	07/02/20	TH	SW6010D
Chromium	11.8	0.34	mg/Kg	1	07/02/20	TH	SW6010D
Copper	47.3	0.7	mg/kg	1	07/02/20	TH	SW6010D
Mercury	1.56	0.07	mg/Kg	5	07/02/20	RS	SW7471B
Nickel	12.0	0.34	mg/Kg	1	07/02/20	TH	SW6010D
Lead	120	0.34	mg/Kg	1	07/02/20	TH	SW6010D
Antimony	< 3.4	3.4	mg/Kg	1	07/02/20	TH	SW6010D
Selenium	< 1.4	1.4	mg/Kg	1	07/02/20	TH	SW6010D
SPLP Silver	< 0.010	0.010	mg/L	1	07/03/20	EK	SW6010D
SPLP Arsenic	< 0.004	0.004	mg/L	1	07/03/20	EK	SW6010D
SPLP Barium	0.019	0.010	mg/L	1	07/03/20	EK	SW6010D
SPLP Beryllium	< 0.001	0.001	mg/L	1	07/03/20	EK	SW6010D
SPLP Cadmium	< 0.005	0.005	mg/L	1	07/03/20	EK	SW6010D
SPLP Chromium	< 0.010	0.010	mg/L	1	07/03/20	EK	SW6010D
SPLP Copper	0.013	0.010	mg/L	1	07/03/20	EK	SW6010D
SPLP Mercury	< 0.0005	0.0005	mg/L	1	07/02/20	RS	SW7470A
SPLP Nickel	< 0.010	0.010	mg/L	1	07/03/20	EK	SW6010D
SPLP Lead	0.035	0.010	mg/L	1	07/03/20	EK	SW6010D
SPLP Antimony	< 0.005	0.005	mg/L	1	07/03/20	CPP	SW6010D
SPLP Selenium	< 0.020	0.020	mg/L	1	07/03/20	EK	SW6010D
SPLP Thallium	< 0.005	0.005	mg/L	1	07/03/20	EK	SW6010D
SPLP Vanadium	< 0.010	0.010	mg/L	1	07/03/20	EK	SW6010D
SPLP Zinc	0.053	0.010	mg/L	1	07/03/20	EK	SW6010D
Thallium	< 3.1	3.1	mg/Kg	1	07/02/20	TH	SW6010D

Ver 2

Project ID: ROCKVILLE MGP
Client ID: SB-82 (2-3)

Phoenix I.D.: CG26262

Parameter	Result	RL/ PQL	Units	Dilution	Date/Time	By	
SPLP Metals Digestion	Completed				07/02/20	VT/VT	SW3010A
Vanadium	15.4	0.34	mg/Kg	1	07/02/20	TH	SW6010D
Zinc	99.9	0.7	mg/Kg	1	07/02/20	TH	SW6010D
Percent Solid	90		%		07/01/20	HB	SW846-%Solid
Total Cyanide (SW9010C Distill.)	2.36	0.56	mg/Kg	1	07/06/20	O/GD	SW9012B
Soil Extraction for PCB	Completed				07/01/20	KK/EE	SW3545A
Soil Extraction SVOA PAH	Completed				07/01/20	RR/EE	SW3546
Mercury Digestion	Completed				07/02/20	VT/VT	SW7471B
Extraction of CT ETPH	Completed				07/01/20	GG/AE	SW3546
SPLP Digestion Mercury	Completed				07/02/20	VT/VT	SW1312/SW7470A
SPLP Extraction for Metals	Completed				07/01/20	VT	SW1312
Total Metals Digest	Completed				07/01/20	B/AG/BF	SW3050B
TPH by GC (Extractable Products)							
Ext. Petroleum H.C. (C9-C36)	4600	550	mg/Kg	10	07/02/20	JRB	CTETPH 8015D
Identification	**		mg/Kg	10	07/02/20	JRB	CTETPH 8015D
QA/QC Surrogates							
% n-Pentacosane	Diluted Out		%	10	07/02/20	JRB	50 - 150 %
Polychlorinated Biphenyls							
PCB-1016	ND	360	ug/Kg	10	07/02/20	SC	SW8082A
PCB-1221	ND	360	ug/Kg	10	07/02/20	SC	SW8082A
PCB-1232	ND	360	ug/Kg	10	07/02/20	SC	SW8082A
PCB-1242	ND	360	ug/Kg	10	07/02/20	SC	SW8082A
PCB-1248	ND	360	ug/Kg	10	07/02/20	SC	SW8082A
PCB-1254	ND	360	ug/Kg	10	07/02/20	SC	SW8082A
PCB-1260	ND	360	ug/Kg	10	07/02/20	SC	SW8082A
PCB-1262	ND	360	ug/Kg	10	07/02/20	SC	SW8082A
PCB-1268	ND	360	ug/Kg	10	07/02/20	SC	SW8082A
QA/QC Surrogates							
% DCBP	82		%	10	07/02/20	SC	30 - 150 %
% DCBP (Confirmation)	86		%	10	07/02/20	SC	30 - 150 %
% TCMX	66		%	10	07/02/20	SC	30 - 150 %
% TCMX (Confirmation)	54		%	10	07/02/20	SC	30 - 150 %
Polynuclear Aromatic HC							
2-Methylnaphthalene	2700	2600	ug/Kg	10	07/02/20	WB	SW8270D
Acenaphthene	ND	2600	ug/Kg	10	07/02/20	WB	SW8270D
Acenaphthylene	80000	26000	ug/Kg	100	07/02/20	WB	SW8270D
Anthracene	19000	2600	ug/Kg	10	07/02/20	WB	SW8270D
Benz(a)anthracene	38000	2600	ug/Kg	10	07/02/20	WB	SW8270D
Benzo(a)pyrene	91000	26000	ug/Kg	100	07/02/20	WB	SW8270D
Benzo(b)fluoranthene	52000	2600	ug/Kg	10	07/02/20	WB	SW8270D
Benzo(ghi)perylene	72000	2600	ug/Kg	10	07/02/20	WB	SW8270D
Benzo(k)fluoranthene	48000	2600	ug/Kg	10	07/02/20	WB	SW8270D
Chrysene	44000	2600	ug/Kg	10	07/02/20	WB	SW8270D
Dibenz(a,h)anthracene	15000	2600	ug/Kg	10	07/02/20	WB	SW8270D
Fluoranthene	44000	2600	ug/Kg	10	07/02/20	WB	SW8270D
Fluorene	9300	2600	ug/Kg	10	07/02/20	WB	SW8270D
Indeno(1,2,3-cd)pyrene	66000	2600	ug/Kg	10	07/02/20	WB	SW8270D

Ver 2

Project ID: ROCKVILLE MGP
Client ID: SB-82 (2-3)

Phoenix I.D.: CG26262

Parameter	Result	RL/ PQL	Units	Dilution	Date/Time	By	
Naphthalene	5600	2600	ug/Kg	10	07/02/20	WB	SW8270D
Phenanthrene	6300	2600	ug/Kg	10	07/02/20	WB	SW8270D
Pyrene	100000	26000	ug/Kg	100	07/02/20	WB	SW8270D
QA/QC Surrogates							
% 2-Fluorobiphenyl (10x)	Diluted Out		%	10	07/02/20	WB	30 - 130 %
% Nitrobenzene-d5 (10x)	Diluted Out		%	10	07/02/20	WB	30 - 130 %
% Terphenyl-d14 (10x)	Diluted Out		%	10	07/02/20	WB	30 - 130 %
% 2-Fluorobiphenyl (100x)	Diluted Out		%	100	07/02/20	WB	30 - 130 %
% Nitrobenzene-d5 (100x)	Diluted Out		%	100	07/02/20	WB	30 - 130 %
% Terphenyl-d14 (100x)	Diluted Out		%	100	07/02/20	WB	30 - 130 %

RL/PQL=Reporting/Practical Quantitation Level ND=Not Detected BRL=Below Reporting Level
QA/QC Surrogates: Surrogates are compounds (preceeded with a %) added by the lab to determine analysis efficiency. Surrogate results(%) listed in the report are not "detected" compounds.

Comments:

Semi-Volatile Comment:
Due to a matrix interference and/or the presence of a large amount of non-target material in the sample, a dilution was required resulting in an elevated RL for the semivolatile analysis.

TPH Comment:
**Petroleum hydrocarbon chromatogram contains a multicomponent hydrocarbon distribution in the range of C14 to C36. The sample was quantitated against a C9-C36 alkane hydrocarbon standard.

All soils, solids and sludges are reported on a dry weight basis unless otherwise noted in the sample comments.

If you are the client above and have any questions concerning this testing, please do not hesitate to contact Phoenix Client Services at ext.200.
The contents of this report cannot be discussed with anyone other than the client listed above without their written consent.



Phyllis Shiller, Laboratory Director
July 20, 2020
Reviewed and Released by: Greg Lawrence, Assistant Lab Director

Environmental Laboratories, Inc.
587 East Middle Turnpike, P.O.Box 370, Manchester, CT 06045
Tel. (860) 645-1102 Fax (860) 645-0823

Analysis Report

July 20, 2020

FOR: Attn: Lynn Willey
Tighe & Bond
213 Court St, Suite 1100
Middletown, CT 06457

Sample Information		Custody Information		Date	Time
Matrix:	SOIL	Collected by:		07/01/20	13:45
Location Code:	TIGHE-EVER	Received by:	B	07/01/20	16:15
Rush Request:	72 Hour	Analyzed by:	see "By" below		
P.O.#:	10948703				

Laboratory Data

SDG ID: GCG26258
Phoenix ID: CG26263

Project ID: ROCKVILLE MGP
Client ID: SB-84 (11-13.5)

Parameter	Result	RL/ PQL	Units	Dilution	Date/Time	By	Reference
TCLP Silver	< 0.005	0.005	mg/L	1	07/03/20	EK	SW6010D
TCLP Arsenic	0.11	0.01	mg/L	1	07/03/20	CPP	SW846 1311/6010
TCLP Barium	0.54	0.01	mg/L	1	07/03/20	EK	SW846 1311/6010
TCLP Cadmium	< 0.004	0.004	mg/L	1	07/03/20	EK	SW6010D
TCLP Chromium	< 0.010	0.010	mg/L	1	07/03/20	EK	SW846 1311/6010
TCLP Mercury	< 0.0002	0.0002	mg/L	1	07/02/20	RS	SW846 1311/7470
TCLP Lead	0.075	0.010	mg/L	1	07/03/20	EK	SW6010D
TCLP Selenium	< 0.04	0.04	mg/L	1	07/03/20	EK	SW6010D
TCLP Metals Digestion	Completed				07/02/20	VT/VT	SW3005A
Percent Solid	78		%		07/15/20	HB	SW846-%Solid
Corrosivity	Negative		Pos/Neg	1	07/15/20	AP	SW846-Corr
Flash Point	>200	200	Degree F	1	07/16/20	BJA	1010/CH7/ASTMD92
Ignitability	Passed	140	degree F	1	07/16/20	BJA	SW846-Ignit
pH at 25C - Soil	7.45	1.00	pH Units	1	07/15/20 22:08	AP	SW846 9045
Reactivity Cyanide	< 6	6	mg/Kg	1	07/17/20	DJ/GD	SW846 7.3.3.1/90
Reactivity Sulfide	20.9	20	mg/Kg	1	07/17/20	DJ/GD	SW846 CH7
Reactivity	Negative		Pos/Neg	1	07/17/20	DJ/GD	SW846-React
Paint Filter Test	Passed		PASS/FAIL		07/15/20	R	SW9095B
TCLP Digestion Mercury	Completed				07/02/20	VT/VT	SW7470A
TCLP Extraction for Metals	Completed				07/01/20	VT	SW1311
TCLP Extraction for Organics	Completed				07/01/20	VT	SW1311
TCLP Semi-Volatile Extraction	Completed				07/02/20	C	SW3510C
TCLP Extraction Volatiles	Completed				07/01/20	SB	SW1311
TCLP Volatiles							
1,1-Dichloroethene	ND	50	ug/L	10	07/06/20	PS	SW846 1311/8260
1,2-Dichloroethane	ND	50	ug/L	10	07/06/20	PS	SW846 1311/8260
Benzene	4200	2500	ug/L	500	07/09/20	PS	SW846 1311/8260

Ver 2

Project ID: ROCKVILLE MGP
Client ID: SB-84 (11-13.5)

Phoenix I.D.: CG26263

Parameter	Result	RL/ PQL	Units	Dilution	Date/Time	By	
Carbon tetrachloride	ND	50	ug/L	10	07/06/20	PS	SW846 1311/8260
Chlorobenzene	ND	50	ug/L	10	07/06/20	PS	SW846 1311/8260
Chloroform	ND	50	ug/L	10	07/06/20	PS	SW846 1311/8260
Methyl ethyl ketone	ND	50	ug/L	10	07/06/20	PS	SW846 1311/8260
Tetrachloroethene	ND	50	ug/L	10	07/06/20	PS	SW846 1311/8260
Trichloroethene	ND	50	ug/L	10	07/06/20	PS	SW846 1311/8260
Vinyl chloride	ND	50	ug/L	10	07/06/20	PS	SW846 1311/8260
QA/QC Surrogates							
% 1,2-dichlorobenzene-d4 (10x)	97		%	10	07/06/20	PS	70 - 130 %
% Bromofluorobenzene (10x)	111		%	10	07/06/20	PS	70 - 130 %
% Dibromofluoromethane (10x)	98		%	10	07/06/20	PS	70 - 130 %
% Toluene-d8 (10x)	105		%	10	07/06/20	PS	70 - 130 %
% 1,2-dichlorobenzene-d4 (500x)	100		%	500	07/09/20	PS	70 - 130 %
% Bromofluorobenzene (500x)	96		%	500	07/09/20	PS	70 - 130 %
% Dibromofluoromethane (500x)	96		%	500	07/09/20	PS	70 - 130 %
% Toluene-d8 (500x)	100		%	500	07/09/20	PS	70 - 130 %
TCLP Acid/Base-Neutral							
1,4-Dichlorobenzene	ND	83	ug/L	1	07/03/20	KCA	SW-846 1311/8270
2,4,5-Trichlorophenol	ND	83	ug/L	1	07/03/20	KCA	SW-846 1311/8270
2,4,6-Trichlorophenol	ND	83	ug/L	1	07/03/20	KCA	SW-846 1311/8270
2,4-Dinitrotoluene	ND	83	ug/L	1	07/03/20	KCA	SW-846 1311/8270
2-Methylphenol (o-cresol)	ND	83	ug/L	1	07/03/20	KCA	SW-846 1311/8270
3&4-Methylphenol (m&p-Cresol)	ND	83	ug/L	1	07/03/20	KCA	SW-846 1311/8270
Hexachlorobenzene	ND	83	ug/L	1	07/03/20	KCA	SW-846 1311/8270
Hexachlorobutadiene	ND	83	ug/L	1	07/03/20	KCA	SW-846 1311/8270
Hexachloroethane	ND	83	ug/L	1	07/03/20	KCA	SW-846 1311/8270
Nitrobenzene	ND	83	ug/L	1	07/03/20	KCA	SW-846 1311/8270
Pentachlorophenol	ND	83	ug/L	1	07/03/20	KCA	SW-846 1311/8270
Pyridine	ND	83	ug/L	1	07/03/20	KCA	SW-846 1311/8270
QA/QC Surrogates							
% 2,4,6-Tribromophenol	86		%	1	07/03/20	KCA	15 - 110 %
% 2-Fluorobiphenyl	66		%	1	07/03/20	KCA	30 - 130 %
% 2-Fluorophenol	56		%	1	07/03/20	KCA	15 - 110 %
% Nitrobenzene-d5	77		%	1	07/03/20	KCA	30 - 130 %
% Phenol-d5	55		%	1	07/03/20	KCA	15 - 110 %
% Terphenyl-d14	78		%	1	07/03/20	KCA	30 - 130 %

Project ID: ROCKVILLE MGP
Client ID: SB-84 (11-13.5)

Phoenix I.D.: CG26263

Parameter	Result	RL/ PQL	Units	Dilution	Date/Time	By

RL/PQL=Reporting/Practical Quantitation Level ND=Not Detected BRL=Below Reporting Level
QA/QC Surrogates: Surrogates are compounds (preceeded with a %) added by the lab to determine analysis efficiency. Surrogate results(%) listed in the report are not "detected" compounds.

Comments:

Per 1.4.6 of EPA method 8270D, 1,2-Diphenylhydrazine is unstable and readily converts to Azobenzene. Azobenzene is used for the calibration of 1,2-Diphenylhydrazine.

Volatile Comment:
Elevated reporting limits for volatiles due to the presence of target and/or non-target compounds.

The reactivity, reported above, is based only on the EPA Interim Guidance for Reactive Sulfide. This method is no longer listed in the current version of SW-846.

The reactivity, reported above, is based only on the EPA Interim Guidance for Reactive Cyanide. This method is no longer listed in the current version of SW-846.

Ignitability is based solely on the results of the closed cup flashpoint analysis performed above. Passed is >140 degree F.

The regulatory hold time for pH is immediately. This pH was performed in the laboratory and may be considered outside of hold-time.

Corrosivity is based solely on the pH analysis performed above.

All soils, solids and sludges are reported on a dry weight basis unless otherwise noted in the sample comments.

If you are the client above and have any questions concerning this testing, please do not hesitate to contact Phoenix Client Services at ext.200.
The contents of this report cannot be discussed with anyone other than the client listed above without their written consent.



Phyllis Shiller, Laboratory Director
July 20, 2020
Reviewed and Released by: Greg Lawrence, Assistant Lab Director

Environmental Laboratories, Inc.
587 East Middle Turnpike, P.O.Box 370, Manchester, CT 06045
Tel. (860) 645-1102 Fax (860) 645-0823

Analysis Report

July 20, 2020

FOR: Attn: Lynn Willey
Tighe & Bond
213 Court St, Suite 1100
Middletown, CT 06457

Sample Information		Custody Information		Date	Time
Matrix:	SOIL	Collected by:		07/01/20	14:20
Location Code:	TIGHE-EVER	Received by:	B	07/01/20	16:15
Rush Request:	72 Hour	Analyzed by:	see "By" below		
P.O.#:	10948703				

Laboratory Data

SDG ID: GCG26258
Phoenix ID: CG26264

Project ID: ROCKVILLE MGP
Client ID: SB-85 (12-14)

Parameter	Result	RL/ PQL	Units	Dilution	Date/Time	By	Reference
TCLP Silver	< 0.005	0.005	mg/L	1	07/03/20	EK	SW6010D
TCLP Arsenic	< 0.05	0.05	mg/L	1	07/03/20	EK	SW846 1311/6010
TCLP Barium	0.42	0.01	mg/L	1	07/03/20	EK	SW846 1311/6010
TCLP Cadmium	< 0.004	0.004	mg/L	1	07/03/20	EK	SW6010D
TCLP Chromium	< 0.010	0.010	mg/L	1	07/03/20	EK	SW846 1311/6010
TCLP Mercury	< 0.0002	0.0002	mg/L	1	07/02/20	RS	SW846 1311/7470
TCLP Lead	1.11	0.010	mg/L	1	07/03/20	EK	SW6010D
TCLP Selenium	< 0.04	0.04	mg/L	1	07/03/20	EK	SW6010D
TCLP Metals Digestion	Completed				07/02/20	VT/VT	SW3005A
Percent Solid	68		%		07/15/20	HB	SW846-%Solid
Corrosivity	Negative		Pos/Neg	1	07/15/20	AP	SW846-Corr
Flash Point	110	200	Degree F	1	07/16/20	BJA	1010/CH7/ASTMD92
Ignitability	Failed	140	degree F	1	07/16/20	BJA	SW846-Ignit
pH at 25C - Soil	7.63	1.00	pH Units	1	07/15/20 22:08	AP	SW846 9045
Reactivity Cyanide	< 7	7	mg/Kg	1	07/17/20	DJ/GD	SW846 7.3.3.1/90
Reactivity Sulfide	< 20	20	mg/Kg	1	07/17/20	DJ/GD	SW846 CH7
Reactivity	Negative		Pos/Neg	1	07/17/20	DJ/GD	SW846-React
Paint Filter Test	Passed		PASS/FAIL		07/15/20	R	SW9095B
TCLP Digestion Mercury	Completed				07/02/20	VT/VT	SW7470A
TCLP Extraction for Metals	Completed				07/01/20	VT	SW1311
TCLP Extraction for Organics	Completed				07/01/20	VT	SW1311
TCLP Semi-Volatile Extraction	Completed				07/02/20	C	SW3510C
TCLP Extraction Volatiles	Completed				07/01/20	SB	SW1311
TCLP Volatiles							
1,1-Dichloroethene	ND	500	ug/L	100	07/06/20	PS	SW846 1311/8260
1,2-Dichloroethane	ND	500	ug/L	100	07/06/20	PS	SW846 1311/8260
Benzene	32000	2500	ug/L	500	07/08/20	PS	SW846 1311/8260

Ver 2

Project ID: ROCKVILLE MGP
Client ID: SB-85 (12-14)

Phoenix I.D.: CG26264

Parameter	Result	RL/ PQL	Units	Dilution	Date/Time	By	
Carbon tetrachloride	ND	500	ug/L	100	07/06/20	PS	SW846 1311/8260
Chlorobenzene	ND	500	ug/L	100	07/06/20	PS	SW846 1311/8260
Chloroform	ND	500	ug/L	100	07/06/20	PS	SW846 1311/8260
Methyl ethyl ketone	ND	500	ug/L	100	07/06/20	PS	SW846 1311/8260
Tetrachloroethene	ND	500	ug/L	100	07/06/20	PS	SW846 1311/8260
Trichloroethene	ND	500	ug/L	100	07/06/20	PS	SW846 1311/8260
Vinyl chloride	ND	200	ug/L	100	07/06/20	PS	SW846 1311/8260
QA/QC Surrogates							
% 1,2-dichlorobenzene-d4 (100x)	99		%	100	07/06/20	PS	70 - 130 %
% Bromofluorobenzene (100x)	102		%	100	07/06/20	PS	70 - 130 %
% Dibromofluoromethane (100x)	96		%	100	07/06/20	PS	70 - 130 %
% Toluene-d8 (100x)	101		%	100	07/06/20	PS	70 - 130 %
% 1,2-dichlorobenzene-d4 (500x)	99		%	500	07/08/20	PS	70 - 130 %
% Bromofluorobenzene (500x)	98		%	500	07/08/20	PS	70 - 130 %
% Dibromofluoromethane (500x)	98		%	500	07/08/20	PS	70 - 130 %
% Toluene-d8 (500x)	99		%	500	07/08/20	PS	70 - 130 %
TCLP Acid/Base-Neutral							
1,4-Dichlorobenzene	ND	83	ug/L	1	07/03/20	KCA	SW-846 1311/8270
2,4,5-Trichlorophenol	ND	83	ug/L	1	07/03/20	KCA	SW-846 1311/8270
2,4,6-Trichlorophenol	ND	83	ug/L	1	07/03/20	KCA	SW-846 1311/8270
2,4-Dinitrotoluene	ND	83	ug/L	1	07/03/20	KCA	SW-846 1311/8270
2-Methylphenol (o-cresol)	ND	83	ug/L	1	07/03/20	KCA	SW-846 1311/8270
3&4-Methylphenol (m&p-Cresol)	150	83	ug/L	1	07/03/20	KCA	SW-846 1311/8270
Hexachlorobenzene	ND	83	ug/L	1	07/03/20	KCA	SW-846 1311/8270
Hexachlorobutadiene	ND	83	ug/L	1	07/03/20	KCA	SW-846 1311/8270
Hexachloroethane	ND	83	ug/L	1	07/03/20	KCA	SW-846 1311/8270
Nitrobenzene	ND	83	ug/L	1	07/03/20	KCA	SW-846 1311/8270
Pentachlorophenol	ND	83	ug/L	1	07/03/20	KCA	SW-846 1311/8270
Pyridine	ND	83	ug/L	1	07/03/20	KCA	SW-846 1311/8270
QA/QC Surrogates							
% 2,4,6-Tribromophenol	82		%	1	07/03/20	KCA	15 - 110 %
% 2-Fluorobiphenyl	63		%	1	07/03/20	KCA	30 - 130 %
% 2-Fluorophenol	51		%	1	07/03/20	KCA	15 - 110 %
% Nitrobenzene-d5	71		%	1	07/03/20	KCA	30 - 130 %
% Phenol-d5	52		%	1	07/03/20	KCA	15 - 110 %
% Terphenyl-d14	78		%	1	07/03/20	KCA	30 - 130 %

Project ID: ROCKVILLE MGP
Client ID: SB-85 (12-14)

Phoenix I.D.: CG26264

Parameter	Result	RL/ PQL	Units	Dilution	Date/Time	By

RL/PQL=Reporting/Practical Quantitation Level ND=Not Detected BRL=Below Reporting Level
QA/QC Surrogates: Surrogates are compounds (preceeded with a %) added by the lab to determine analysis efficiency. Surrogate results(%) listed in the report are not "detected" compounds.

Comments:

Per 1.4.6 of EPA method 8270D, 1,2-Diphenylhydrazine is unstable and readily converts to Azobenzene. Azobenzene is used for the calibration of 1,2-Diphenylhydrazine.

Volatile Comment:
Elevated reporting limits for volatiles due to the presence of target and/or non-target compounds.

Corrosivity is based solely on the pH analysis performed above.

Ignitability is based solely on the results of the closed cup flashpoint analysis performed above. Passed is >140 degree F.

The regulatory hold time for pH is immediately. This pH was performed in the laboratory and may be considered outside of hold-time.

The reactivity, reported above, is based only on the EPA Interim Guidance for Reactive Cyanide. This method is no longer listed in the current version of SW-846.

The reactivity, reported above, is based only on the EPA Interim Guidance for Reactive Sulfide. This method is no longer listed in the current version of SW-846.

All soils, solids and sludges are reported on a dry weight basis unless otherwise noted in the sample comments.

If you are the client above and have any questions concerning this testing, please do not hesitate to contact Phoenix Client Services at ext.200.
The contents of this report cannot be discussed with anyone other than the client listed above without their written consent.

Phyllis Shiller, Laboratory Director
July 20, 2020
Reviewed and Released by: Greg Lawrence, Assistant Lab Director

Environmental Laboratories, Inc.
587 East Middle Turnpike, P.O.Box 370, Manchester, CT 06045
Tel. (860) 645-1102 Fax (860) 645-0823

QA/QC Report

July 20, 2020

QA/QC Data

SDG I.D.: GCG26258

Parameter	Blank	Blk RL	Sample Result	Dup Result	Dup RPD	LCS %	LCSD %	LCS RPD	MS %	MSD %	MS RPD	% Rec Limits	% RPD Limits	
QA/QC Batch 535983 (mg/kg), QC Sample No: CG25418 2X (CG26261, CG26262)														
Mercury - Soil	BRL	0.03	0.24	0.23	4.30	103	89.2	14.4	102	122	17.9	70 - 130	30	
Comment:														
Additional Mercury criteria: LCS acceptance range for waters is 80-120% and for soils is 70-130%. MS acceptance range is 75-125%.														
QA/QC Batch 535988 (mg/L), QC Sample No: CG25926 (CG26261, CG26262, CG26263, CG26264)														
Mercury - Water	BRL	0.0002	<0.0002	<0.0002	NC	106			117			80 - 120	20	
Comment:														
Additional Mercury criteria: LCS acceptance range for waters is 80-120% and for soils is 70-130%. MS acceptance range is 75-125%.														
QA/QC Batch 535913 (mg/kg), QC Sample No: CG25827 (CG26261, CG26262)														
ICP Metals - Soil														
Antimony	BRL	3.3	<3.6	<4.0	NC	77.5	99.0	24.4	96.8			75 - 125	35	
Arsenic	BRL	0.67	4.23	3.98	6.10	104	99.0	4.9	100			75 - 125	35	
Barium	BRL	0.33	38.0	47.1	21.4	101	101	0.0	113			75 - 125	35	
Beryllium	BRL	0.27	0.41	0.40	NC	100	98.6	1.4	103			75 - 125	35	
Cadmium	BRL	0.33	0.87	0.88	NC	101	99.3	1.7	102			75 - 125	35	
Chromium	BRL	0.33	15.5	15.4	0.60	99.1	97.1	2.0	103			75 - 125	35	
Copper	BRL	0.67	9.4	9.25	1.60	93.7	92.8	1.0	99.1			75 - 125	35	
Lead	BRL	0.33	12.7	11.8	7.30	99.2	94.6	4.7	101			75 - 125	35	
Nickel	BRL	0.33	8.84	9.01	1.90	101	100	1.0	103			75 - 125	35	
Selenium	BRL	1.3	<1.4	<1.6	NC	100	96.1	4.0	97.1			75 - 125	35	
Silver	BRL	0.33	<0.36	<0.40	NC	49.3	91.6	60.0	101			75 - 125	35	I,r
Thallium	BRL	3.0	<3.2	<3.6	NC	102	98.7	3.3	99.1			75 - 125	35	
Vanadium	BRL	0.33	25.4	25.2	0.80	102	99.1	2.9	104			75 - 125	35	
Zinc	BRL	0.67	29.5	32.8	10.6	99.8	98.5	1.3	102			75 - 125	35	
Comment:														
Additional Criteria: LCS acceptance range is 80-120% MS acceptance range 75-125%.														
QA/QC Batch 535991 (mg/L), QC Sample No: CG25892 (CG26261, CG26262)														
ICP Metals - SPLP Extraction														
Antimony	BRL	0.005	<0.005	0.007	NC	106	108	1.9	108			80 - 120	20	
Arsenic	BRL	0.004	<0.004	<0.004	NC	105	108	2.8	108			80 - 120	20	
Barium	BRL	0.010	<0.010	<0.010	NC	103	105	1.9	106			80 - 120	20	
Beryllium	BRL	0.001	<0.001	<0.001	NC	108	110	1.8	111			80 - 120	20	
Cadmium	BRL	0.005	<0.005	<0.005	NC	99.9	102	2.1	103			80 - 120	20	
Chromium	BRL	0.010	<0.010	<0.010	NC	103	105	1.9	105			80 - 120	20	
Copper	BRL	0.010	<0.010	<0.010	NC	105	108	2.8	107			80 - 120	20	
Lead	BRL	0.010	<0.010	<0.010	NC	99.9	102	2.1	102			80 - 120	20	
Nickel	BRL	0.010	<0.010	<0.010	NC	105	107	1.9	108			80 - 120	20	
Selenium	BRL	0.020	<0.020	<0.020	NC	108	110	1.8	110			80 - 120	20	
Silver	BRL	0.010	<0.010	<0.010	NC	105	107	1.9	106			80 - 120	20	
Thallium	BRL	0.005	<0.005	<0.005	NC	104	107	2.8	102			80 - 120	20	
Vanadium	BRL	0.010	<0.010	<0.010	NC	102	104	1.9	104			80 - 120	20	
Zinc	BRL	0.010	0.012	0.024	NC	102	104	1.9	107			80 - 120	20	

QA/QC Data

SDG I.D.: GCG26258

Parameter	Blank	Blk RL	Sample Result	Dup Result	Dup RPD	LCS %	LCSD %	LCS RPD	MS %	MSD %	MS RPD	% Rec Limits	% RPD Limits
Comment:													
Additional Criteria: LCS acceptance range is 80-120% MS acceptance range 75-125%.													
QA/QC Batch 535992 (mg/L), QC Sample No: CG25926 (CG26263, CG26264)													
ICP Metals - TCLP Extraction													
Arsenic	BRL	0.05	<0.05	<0.05	NC	104	103	1.0	105			80 - 120	20
Barium	BRL	0.01	0.30	0.30	0	97.2	95.8	1.5	101			80 - 120	20
Cadmium	BRL	0.005	<0.004	<0.005	NC	92.1	90.6	1.6	91.1			80 - 120	20
Chromium	BRL	0.010	<0.010	<0.010	NC	94.6	93.2	1.5	95.2			80 - 120	20
Lead	BRL	0.010	0.011	0.013	NC	90.3	89.1	1.3	91.5			80 - 120	20
Selenium	BRL	0.01	<0.04	<0.01	NC	104	103	1.0	107			80 - 120	20
Silver	BRL	0.010	<0.005	<0.010	NC	104	103	1.0	108			80 - 120	20
Comment:													
Additional Criteria: LCS acceptance range is 80-120% MS acceptance range 75-125%.													

l = This parameter is outside laboratory LCS/LCSD specified recovery limits.
r = This parameter is outside laboratory RPD specified recovery limits.

Environmental Laboratories, Inc.
587 East Middle Turnpike, P.O.Box 370, Manchester, CT 06045
Tel. (860) 645-1102 Fax (860) 645-0823

QA/QC Report

July 20, 2020

QA/QC Data

SDG I.D.: GCG26258

Parameter	Blank	Blk RL	Sample Result	Dup Result	Dup RPD	LCS %	LCSD %	LCS RPD	MS %	MSD %	MS RPD	% Rec Limits	% RPD Limits
QA/QC Batch 536110 (mg/Kg), QC Sample No: CG25083 50X (CG26261, CG26262)													
Total Cyanide (SW9010C Distill.)	BRL	0.50	<0.54	<0.49	NC	110			104			80 - 120	30
Comment:													
Additional: LCS acceptance range is 80-120% for soils MS acceptance range 75-125% for soils													
QA/QC Batch 537660 (mg/Kg), QC Sample No: CG33993 4.35X (CG26263, CG26264)													
Reactivity Cyanide	BRL	4	<5	<5.7	NC	100						85 - 115	30
Reactivity Sulfide	BRL	20	<20	<20	NC	95.0						80 - 120	30
QA/QC Batch 537606 (PH), QC Sample No: CG26263 (CG26263, CG26264)													
pH at 25C - Soil			7.45	7.44	0.10	101						85 - 115	20
QA/QC Batch 537675 (Degree F), QC Sample No: CG26264 (CG26263, CG26264)													
Flash Point			110	115	NC	103						75 - 125	30
Comment:													
Additional criteria matrix spike acceptance range is 75-125%.													

Environmental Laboratories, Inc.
587 East Middle Turnpike, P.O.Box 370, Manchester, CT 06045
Tel. (860) 645-1102 Fax (860) 645-0823

QA/QC Report

July 20, 2020

QA/QC Data

SDG I.D.: GCG26258

Parameter	Blank	Blk RL	LCS %	LCSD %	LCS RPD	MS %	MSD %	MS RPD	% Rec Limits	% RPD Limits
QA/QC Batch 535918 (mg/Kg), QC Sample No: CG25891 (CG26262)										
TPH by GC (Extractable Products) - Soil										
Ext. Petroleum H.C. (C9-C36)	ND	50	74	80	7.8	80	82	2.5	60 - 120	30
% n-Pentacosane	56	%	64	70	9.0	68	68	0.0	50 - 150	30
Comment:										
Additional surrogate criteria: LCS acceptance range is 60-120% MS acceptance range 50-150%. The ETPH/DRO LCS has been normalized based on the alkane calibration.										
QA/QC Batch 536047 (mg/Kg), QC Sample No: CG26443 (CG26261)										
TPH by GC (Extractable Products) - Soil										
Ext. Petroleum H.C. (C9-C36)	ND	50	98	84	15.4	58	75	25.6	60 - 120	30
% n-Pentacosane	97	%	108	93	14.9	63	70	10.5	50 - 150	30
Comment:										
Additional surrogate criteria: LCS acceptance range is 60-120% MS acceptance range 50-150%. The ETPH/DRO LCS has been normalized based on the alkane calibration.										
QA/QC Batch 535861 (ug/Kg), QC Sample No: CG26069 2X (CG26261, CG26262)										
Polychlorinated Biphenyls - Soil										
PCB-1016	ND	33	44	36	20.0	70	63	10.5	40 - 140	30
PCB-1221	ND	33							40 - 140	30
PCB-1232	ND	33							40 - 140	30
PCB-1242	ND	33							40 - 140	30
PCB-1248	ND	33							40 - 140	30
PCB-1254	ND	33							40 - 140	30
PCB-1260	ND	33	50	40	22.2	73	70	4.2	40 - 140	30
PCB-1262	ND	33							40 - 140	30
PCB-1268	ND	33							40 - 140	30
% DCBP (Surrogate Rec)	49	%	51	53	3.8	89	83	7.0	30 - 150	30
% DCBP (Surrogate Rec) (Confirm	53	%	55	45	20.0	79	72	9.3	30 - 150	30
% TCMX (Surrogate Rec)	41	%	45	40	11.8	79	73	7.9	30 - 150	30
% TCMX (Surrogate Rec) (Confirm	42	%	46	36	24.4	72	68	5.7	30 - 150	30
QA/QC Batch 535859 (ug/kg), QC Sample No: CG25444 (CG26261, CG26262)										
Semivolatiles - Soil										
2-Methylnaphthalene	ND	230	71	73	2.8	70	71	1.4	40 - 140	30
Acenaphthene	ND	230	78	77	1.3	75	76	1.3	30 - 130	30
Acenaphthylene	ND	130	77	77	0.0	76	76	0.0	40 - 140	30
Anthracene	ND	230	76	73	4.0	73	73	0.0	40 - 140	30
Benz(a)anthracene	ND	230	80	78	2.5	76	75	1.3	40 - 140	30
Benzo(a)pyrene	ND	130	81	79	2.5	75	76	1.3	40 - 140	30
Benzo(b)fluoranthene	ND	160	95	95	0.0	89	89	0.0	40 - 140	30
Benzo(ghi)perylene	ND	230	80	81	1.2	74	75	1.3	40 - 140	30
Benzo(k)fluoranthene	ND	230	62	60	3.3	55	56	1.8	40 - 140	30
Chrysene	ND	230	81	80	1.2	76	77	1.3	40 - 140	30
Dibenz(a,h)anthracene	ND	130	80	82	2.5	74	77	4.0	40 - 140	30

QA/QC Data

SDG I.D.: GCG26258

Parameter	Blank	Blk RL	LCS %	LCSD %	LCS RPD	MS %	MSD %	MS RPD	% Rec Limits	% RPD Limits
Fluoranthene	ND	230	78	75	3.9	74	73	1.4	40 - 140	30
Fluorene	ND	230	81	77	5.1	76	77	1.3	40 - 140	30
Indeno(1,2,3-cd)pyrene	ND	230	80	79	1.3	73	76	4.0	40 - 140	30
Naphthalene	ND	230	68	71	4.3	67	66	1.5	40 - 140	30
Phenanthrene	ND	130	77	75	2.6	73	73	0.0	40 - 140	30
Pyrene	ND	230	82	78	5.0	82	81	1.2	30 - 130	30
% 2-Fluorobiphenyl	64	%	67	69	2.9	66	65	1.5	30 - 130	30
% Nitrobenzene-d5	63	%	64	69	7.5	66	64	3.1	30 - 130	30
% Terphenyl-d14	77	%	83	80	3.7	82	83	1.2	30 - 130	30

Comment:

Additional 8270 criteria: 20% of compounds can be outside of acceptance criteria as long as recovery is at least 10%. (Acid surrogates acceptance range for aqueous samples: 15-110%, for soils 30-130%)

QA/QC Batch 536071 (ug/L), QC Sample No: CG26492 (CG26263, CG26264)

Semivolatiles - TCLP

1,4-Dichlorobenzene	ND	17	54	56	3.6	52			40 - 140	20
2,4,5-Trichlorophenol	ND	17	79	87	9.6	85			40 - 140	20
2,4,6-Trichlorophenol	ND	17	78	87	10.9	85			30 - 130	20
2,4-Dinitrotoluene	ND	58	73	88	18.6	88			30 - 130	20
2-Methylphenol (o-cresol)	ND	17	64	74	14.5	68			40 - 140	20
3&4-Methylphenol (m&p-cresol)	ND	17	65	79	19.4	73			30 - 130	20
Hexachlorobenzene	ND	58	80	80	0.0	78			40 - 140	20
Hexachlorobutadiene	ND	58	56	58	3.5	60			40 - 140	20
Hexachloroethane	ND	58	52	52	0.0	49			40 - 140	20
Nitrobenzene	ND	58	69	80	14.8	73			40 - 140	20
Pentachlorophenol	ND	58	75	88	16.0	88			30 - 130	20
Pyridine	ND	83	53	53	0.0	53			40 - 140	20
% 2,4,6-Tribromophenol	83	%	84	86	2.4	88			15 - 110	20
% 2-Fluorobiphenyl	69	%	64	68	6.1	66			30 - 130	20
% 2-Fluorophenol	59	%	55	56	1.8	48			15 - 110	20
% Nitrobenzene-d5	72	%	66	79	17.9	72			30 - 130	20
% Phenol-d5	55	%	51	55	7.5	51			15 - 110	20
% Terphenyl-d14	79	%	80	78	2.5	79			30 - 130	20

Comment:

Additional 8270 criteria: 20% of compounds can be outside of acceptance criteria as long as recovery is at least 10%. (Acid surrogates acceptance range for aqueous samples: 15-110%, for soils 30-130%)

QA/QC Batch 536200H (ug/kg), QC Sample No: CG23597 (CG26259 (50X))

Volatiles - Soil (High Level)

1,2,3-Trichlorobenzene	ND	5.0	117	118	0.9	101	116	13.8	70 - 130	30
1,2,3-Trichloropropane	ND	5.0	93	93	0.0	81	92	12.7	70 - 130	30
1,2,4-Trichlorobenzene	ND	5.0	119	120	0.8	98	116	16.8	70 - 130	30
1,2,4-Trimethylbenzene	ND	5.0	101	106	4.8	90	103	13.5	70 - 130	30
1,2-Dichlorobenzene	ND	5.0	104	106	1.9	86	100	15.1	70 - 130	30
1,3,5-Trimethylbenzene	ND	5.0	100	103	3.0	89	102	13.6	70 - 130	30
1,3-Dichlorobenzene	ND	5.0	103	107	3.8	86	100	15.1	70 - 130	30
1,4-Dichlorobenzene	ND	5.0	102	105	2.9	85	99	15.2	70 - 130	30
2-Chlorotoluene	ND	5.0	100	104	3.9	87	99	12.9	70 - 130	30
2-Isopropyltoluene	ND	5.0	103	107	3.8	92	103	11.3	70 - 130	30
4-Chlorotoluene	ND	5.0	102	104	1.9	88	101	13.8	70 - 130	30
Benzene	ND	5.0	102	104	1.9	86	99	14.1	70 - 130	30
Bromobenzene	ND	5.0	100	102	2.0	84	98	15.4	70 - 130	30
Ethylbenzene	ND	5.0	101	103	2.0	86	98	13.0	70 - 130	30
Hexachlorobutadiene	ND	5.0	112	115	2.6	90	107	17.3	70 - 130	30

QA/QC Data

SDG I.D.: GCG26258

Parameter	Blank	Blk RL	LCS %	LCSD %	LCS RPD	MS %	MSD %	MS RPD	% Rec Limits	% RPD Limits	
Isopropylbenzene	ND	5.0	101	104	2.9	88	102	14.7	70 - 130	30	
m&p-Xylene	ND	5.0	102	104	1.9	78	91	15.4	70 - 130	30	
Naphthalene	ND	5.0	109	109	0.0	125	112	11.0	70 - 130	30	
n-Butylbenzene	ND	5.0	113	117	3.5	101	111	9.4	70 - 130	30	
n-Propylbenzene	ND	5.0	103	106	2.9	92	104	12.2	70 - 130	30	
o-Xylene	ND	5.0	104	108	3.8	81	95	15.9	70 - 130	30	
p-Isopropyltoluene	ND	5.0	106	109	2.8	93	104	11.2	70 - 130	30	
sec-Butylbenzene	ND	5.0	107	112	4.6	92	102	10.3	70 - 130	30	
tert-Butylbenzene	ND	5.0	98	102	4.0	87	99	12.9	70 - 130	30	
Toluene	ND	5.0	106	108	1.9	64	78	19.7	70 - 130	30	m
trans-1,4-dichloro-2-butene	ND	5.0	118	116	1.7	82	99	18.8	70 - 130	30	
% 1,2-dichlorobenzene-d4	97	%	102	101	1.0	102	102	0.0	70 - 130	30	
% Bromofluorobenzene	100	%	101	101	0.0	102	102	0.0	70 - 130	30	
% Dibromofluoromethane	100	%	99	98	1.0	97	98	1.0	70 - 130	30	
% Toluene-d8	95	%	103	102	1.0	104	104	0.0	70 - 130	30	

Comment:

Additional 8260 criteria: 10% of LCS/LCSD compounds can be outside of acceptance criteria as long as recovery is 40-160%, 25-160% for Chloroethane-HL and Trichlorofluoromethane-HL.

QA/QC Batch 536358 (ug/L), QC Sample No: CG24082 (CG26263 (10X) , CG26264 (100X))

Volatiles - TCLP

1,1-Dichloroethene	ND	1.0	95	97	2.1				70 - 130	30	
1,2-Dichloroethane	ND	1.0	89	93	4.4				70 - 130	30	
Carbon tetrachloride	ND	1.0	111	114	2.7				70 - 130	30	
Chlorobenzene	ND	1.0	92	94	2.2				70 - 130	30	
Chloroform	ND	1.0	88	92	4.4				70 - 130	30	
Methyl ethyl ketone	ND	5.0	88	93	5.5				70 - 130	30	
Tetrachloroethene	ND	1.0	91	94	3.2				70 - 130	30	
Trichloroethene	ND	1.0	91	94	3.2				70 - 130	30	
Vinyl chloride	ND	1.0	108	112	3.6				70 - 130	30	
% 1,2-dichlorobenzene-d4	99	%	96	98	2.1				70 - 130	30	
% Bromofluorobenzene	99	%	106	103	2.9				70 - 130	30	
% Dibromofluoromethane	95	%	100	96	4.1				70 - 130	30	
% Toluene-d8	101	%	100	100	0.0				70 - 130	30	

Comment:

A LCS and LCS Duplicate were performed instead of a matrix spike and matrix spike duplicate.

Additional 8260 criteria: 10% of LCS/LCSD compounds can be outside of acceptance criteria as long as recovery is 40-160%, 25-160% for Chloroethane-HL and Trichlorofluoromethane-HL.

QA/QC Batch 536006 (ug/kg), QC Sample No: CG25903 (CG26258, CG26259, CG26260)

Volatiles - Soil (Low Level)

1,1,1,2-Tetrachloroethane	ND	5.0	105	107	1.9	103	101	2.0	70 - 130	30	
1,1,1-Trichloroethane	ND	5.0	97	105	7.9	98	100	2.0	70 - 130	30	
1,1,2,2-Tetrachloroethane	ND	3.0	103	107	3.8	110	111	0.9	70 - 130	30	
1,1,2-Trichloroethane	ND	5.0	100	104	3.9	105	104	1.0	70 - 130	30	
1,1-Dichloroethane	ND	5.0	101	108	6.7	108	108	0.0	70 - 130	30	
1,1-Dichloroethene	ND	5.0	106	112	5.5	111	110	0.9	70 - 130	30	
1,1-Dichloropropene	ND	5.0	101	104	2.9	105	104	1.0	70 - 130	30	
1,2,3-Trichlorobenzene	ND	5.0	96	103	7.0	90	89	1.1	70 - 130	30	
1,2,3-Trichloropropane	ND	5.0	94	102	8.2	103	102	1.0	70 - 130	30	
1,2,4-Trichlorobenzene	ND	5.0	92	99	7.3	92	90	2.2	70 - 130	30	
1,2,4-Trimethylbenzene	ND	1.0	98	102	4.0	104	101	2.9	70 - 130	30	
1,2-Dibromo-3-chloropropane	ND	5.0	106	115	8.1	116	115	0.9	70 - 130	30	

QA/QC Data

SDG I.D.: GCG26258

Parameter	Blank	Blk RL	LCS %	LCSD %	LCS RPD	MS %	MSD %	MS RPD	% Rec Limits	% RPD Limits	
1,2-Dibromoethane	ND	5.0	99	105	5.9	103	103	0.0	70 - 130	30	
1,2-Dichlorobenzene	ND	5.0	98	103	5.0	101	98	3.0	70 - 130	30	
1,2-Dichloroethane	ND	5.0	103	106	2.9	104	103	1.0	70 - 130	30	
1,2-Dichloropropane	ND	5.0	104	107	2.8	109	108	0.9	70 - 130	30	
1,3,5-Trimethylbenzene	ND	1.0	99	103	4.0	105	101	3.9	70 - 130	30	
1,3-Dichlorobenzene	ND	5.0	97	100	3.0	100	97	3.0	70 - 130	30	
1,3-Dichloropropane	ND	5.0	100	104	3.9	105	104	1.0	70 - 130	30	
1,4-Dichlorobenzene	ND	5.0	96	99	3.1	99	96	3.1	70 - 130	30	
2,2-Dichloropropane	ND	5.0	106	111	4.6	104	104	0.0	70 - 130	30	
2-Chlorotoluene	ND	5.0	98	101	3.0	105	101	3.9	70 - 130	30	
2-Hexanone	ND	25	90	96	6.5	94	94	0.0	70 - 130	30	
2-Isopropyltoluene	ND	5.0	101	106	4.8	106	104	1.9	70 - 130	30	
4-Chlorotoluene	ND	5.0	97	101	4.0	104	100	3.9	70 - 130	30	
4-Methyl-2-pentanone	ND	25	105	114	8.2	112	112	0.0	70 - 130	30	
Acetone	ND	10	81	83	2.4	74	65	12.9	70 - 130	30	m
Acrylonitrile	ND	5.0	102	109	6.6	110	110	0.0	70 - 130	30	
Benzene	ND	1.0	102	105	2.9	107	107	0.0	70 - 130	30	
Bromobenzene	ND	5.0	100	103	3.0	105	102	2.9	70 - 130	30	
Bromochloromethane	ND	5.0	100	105	4.9	106	104	1.9	70 - 130	30	
Bromodichloromethane	ND	5.0	108	111	2.7	106	106	0.0	70 - 130	30	
Bromoform	ND	5.0	106	112	5.5	104	103	1.0	70 - 130	30	
Bromomethane	ND	5.0	111	114	2.7	113	112	0.9	70 - 130	30	
Carbon Disulfide	ND	5.0	109	114	4.5	111	111	0.0	70 - 130	30	
Carbon tetrachloride	ND	5.0	103	108	4.7	103	103	0.0	70 - 130	30	
Chlorobenzene	ND	5.0	100	102	2.0	104	102	1.9	70 - 130	30	
Chloroethane	ND	5.0	114	119	4.3	118	117	0.9	70 - 130	30	
Chloroform	ND	5.0	99	102	3.0	103	101	2.0	70 - 130	30	
Chloromethane	ND	5.0	108	116	7.1	112	112	0.0	70 - 130	30	
cis-1,2-Dichloroethene	ND	5.0	97	99	2.0	103	101	2.0	70 - 130	30	
cis-1,3-Dichloropropene	ND	5.0	106	107	0.9	106	104	1.9	70 - 130	30	
Dibromochloromethane	ND	3.0	111	115	3.5	109	106	2.8	70 - 130	30	
Dibromomethane	ND	5.0	100	105	4.9	105	104	1.0	70 - 130	30	
Dichlorodifluoromethane	ND	5.0	132	140	5.9	134	131	2.3	70 - 130	30	l,m
Ethylbenzene	ND	1.0	100	103	3.0	105	103	1.9	70 - 130	30	
Hexachlorobutadiene	ND	5.0	102	106	3.8	97	95	2.1	70 - 130	30	
Isopropylbenzene	ND	1.0	100	105	4.9	107	108	0.9	70 - 130	30	
m&p-Xylene	ND	2.0	99	103	4.0	103	99	4.0	70 - 130	30	
Methyl ethyl ketone	ND	5.0	86	99	14.1	96	89	7.6	70 - 130	30	
Methyl t-butyl ether (MTBE)	ND	1.0	93	96	3.2	104	94	10.1	70 - 130	30	
Methylene chloride	ND	5.0	98	102	4.0	101	101	0.0	70 - 130	30	
Naphthalene	ND	5.0	95	106	10.9	98	99	1.0	70 - 130	30	
n-Butylbenzene	ND	1.0	102	108	5.7	106	104	1.9	70 - 130	30	
n-Propylbenzene	ND	1.0	101	106	4.8	108	106	1.9	70 - 130	30	
o-Xylene	ND	2.0	103	107	3.8	108	105	2.8	70 - 130	30	
p-Isopropyltoluene	ND	1.0	101	106	4.8	106	103	2.9	70 - 130	30	
sec-Butylbenzene	ND	1.0	106	111	4.6	113	111	1.8	70 - 130	30	
Styrene	ND	5.0	101	104	2.9	103	99	4.0	70 - 130	30	
tert-Butylbenzene	ND	1.0	98	104	5.9	105	103	1.9	70 - 130	30	
Tetrachloroethene	ND	5.0	102	106	3.8	105	105	0.0	70 - 130	30	
Tetrahydrofuran (THF)	ND	5.0	94	104	10.1	104	105	1.0	70 - 130	30	
Toluene	ND	1.0	103	108	4.7	105	104	1.0	70 - 130	30	
trans-1,2-Dichloroethene	ND	5.0	111	115	3.5	116	111	4.4	70 - 130	30	
trans-1,3-Dichloropropene	ND	5.0	107	109	1.9	103	103	0.0	70 - 130	30	

QA/QC Data

SDG I.D.: GCG26258

Parameter	Blank	Blk RL	LCS %	LCSD %	LCS RPD	MS %	MSD %	MS RPD	% Rec Limits	% RPD Limits
trans-1,4-dichloro-2-butene	ND	5.0	117	124	5.8	119	119	0.0	70 - 130	30
Trichloroethene	ND	5.0	103	105	1.9	106	104	1.9	70 - 130	30
Trichlorofluoromethane	ND	5.0	111	113	1.8	108	109	0.9	70 - 130	30
Trichlorotrifluoroethane	ND	5.0	103	107	3.8	109	105	3.7	70 - 130	30
Vinyl chloride	ND	5.0	117	125	6.6	123	123	0.0	70 - 130	30
% 1,2-dichlorobenzene-d4	96	%	101	102	1.0	100	101	1.0	70 - 130	30
% Bromofluorobenzene	99	%	101	101	0.0	100	99	1.0	70 - 130	30
% Dibromofluoromethane	102	%	101	104	2.9	98	101	3.0	70 - 130	30
% Toluene-d8	95	%	101	102	1.0	102	102	0.0	70 - 130	30

Comment:

Additional 8260 criteria: 10% of LCS/LCSD compounds can be outside of acceptance criteria as long as recovery is 40-160%, 25-160% for Chloroethane-HL and Trichlorofluoromethane-HL.

QA/QC Batch 536824 (ug/L), QC Sample No: CG25983 (CG26263 (500X))

Volatiles - TCLP

Benzene	ND	0.70	100	100	0.0				70 - 130	30
% 1,2-dichlorobenzene-d4	100	%	99	99	0.0				70 - 130	30
% Bromofluorobenzene	94	%	104	103	1.0				70 - 130	30
% Dibromofluoromethane	103	%	101	108	6.7				70 - 130	30
% Toluene-d8	99	%	102	101	1.0				70 - 130	30

Comment:

A LCS and LCS Duplicate were performed instead of a matrix spike and matrix spike duplicate.

Additional 8260 criteria: 10% of LCS/LCSD compounds can be outside of acceptance criteria as long as recovery is 40-160%, 25-160% for Chloroethane-HL and Trichlorofluoromethane-HL.

QA/QC Batch 536321 (ug/L), QC Sample No: CG26055 (CG26259)

Volatiles - SPLP

Benzene	ND	0.70	82	84	2.4				70 - 130	30

Comment:

A LCS and LCS Duplicate were performed instead of a matrix spike and matrix spike duplicate.

Additional 8260 criteria: 10% of LCS/LCSD compounds can be outside of acceptance criteria as long as recovery is 40-160%, 25-160% for Chloroethane-HL and Trichlorofluoromethane-HL.

QA/QC Batch 536741 (ug/L), QC Sample No: CG27073 (CG26264 (500X))

Volatiles - TCLP

Benzene	ND	0.70	101	103	2.0				70 - 130	30
% 1,2-dichlorobenzene-d4	98	%	99	99	0.0				70 - 130	30
% Bromofluorobenzene	98	%	99	99	0.0				70 - 130	30
% Dibromofluoromethane	101	%	94	98	4.2				70 - 130	30
% Toluene-d8	99	%	99	99	0.0				70 - 130	30

Comment:

A LCS and LCS Duplicate were performed instead of a matrix spike and matrix spike duplicate.

Additional 8260 criteria: 10% of LCS/LCSD compounds can be outside of acceptance criteria as long as recovery is 40-160%, 25-160% for Chloroethane-HL and Trichlorofluoromethane-HL.

l = This parameter is outside laboratory LCS/LCSD specified recovery limits.
m = This parameter is outside laboratory MS/MSD specified recovery limits.

QA/QC Data

SDG I.D.: GCG26258

Parameter	Blank	Blk RL	LCS %	LCSD %	LCS RPD	MS %	MSD %	MS RPD	% Rec Limits	% RPD Limits

If there are any questions regarding this data, please call Phoenix Client Services at extension 200.

RPD - Relative Percent Difference
LCS - Laboratory Control Sample
LCSD - Laboratory Control Sample Duplicate
MS - Matrix Spike
MS Dup - Matrix Spike Duplicate
NC - No Criteria
Intf - Interference

Phyllis Shiller, Laboratory Director
July 20, 2020

Monday, July 20, 2020

Criteria: CT: GBM, I/C, RC

State: CT

Sample Criteria Exceedances Report

GCG26258 - TIGHE-EVER

SampNo	Acode	Phoenix Analyte	Criteria	Result	RL	Criteria	RL Criteria	Analysis Units
CG26259	$8260MAR	Benzene	CT / RSR GB (mg/kg) / Volatiles	14000	430	200	200	ug/Kg
CG26261	$8100SMR	Indeno(1,2,3-cd)pyrene	CT / RSR DEC I/C (mg/kg) / APS Organics	9000	2600	7800	7800	ug/Kg
CG26261	$8100SMR	Dibenz(a,h)anthracene	CT / RSR DEC I/C (mg/kg) / APS Organics	2700	260	1000	1000	ug/Kg
CG26261	$8100SMR	Benz(a)anthracene	CT / RSR DEC I/C (mg/kg) / Semivolatiles	11000	2600	7800	7800	ug/Kg
CG26261	$8100SMR	Benzo(a)pyrene	CT / RSR DEC I/C (mg/kg) / Semivolatiles	16000	2600	1000	1000	ug/Kg
CG26261	$8100SMR	Benzo(b)fluoranthene	CT / RSR DEC I/C (mg/kg) / Semivolatiles	13000	2600	7800	7800	ug/Kg
CG26261	$8100SMR	Indeno(1,2,3-cd)pyrene	CT / RSR DEC RES (mg/kg) / APS Organics	9000	2600	1000	1000	ug/Kg
CG26261	$8100SMR	Dibenz(a,h)anthracene	CT / RSR DEC RES (mg/kg) / APS Organics	2700	260	1000	1000	ug/Kg
CG26261	$8100SMR	Benz(a)anthracene	CT / RSR DEC RES (mg/kg) / Semivolatiles	11000	2600	1000	1000	ug/Kg
CG26261	$8100SMR	Benzo(a)pyrene	CT / RSR DEC RES (mg/kg) / Semivolatiles	16000	2600	1000	1000	ug/Kg
CG26261	$8100SMR	Benzo(b)fluoranthene	CT / RSR DEC RES (mg/kg) / Semivolatiles	13000	2600	1000	1000	ug/Kg
CG26261	$8100SMR	Benzo(ghi)perylene	CT / RSR GB (mg/kg) / APS Organics	7000	260	1000	1000	ug/Kg
CG26261	$8100SMR	Indeno(1,2,3-cd)pyrene	CT / RSR GB (mg/kg) / APS Organics	9000	2600	1000	1000	ug/Kg
CG26261	$8100SMR	Dibenz(a,h)anthracene	CT / RSR GB (mg/kg) / APS Organics	2700	260	1000	1000	ug/Kg
CG26261	$8100SMR	Chrysene	CT / RSR GB (mg/kg) / APS Organics	10000	2600	1000	1000	ug/Kg
CG26261	$8100SMR	Benzo(k)fluoranthene	CT / RSR GB (mg/kg) / Semivolatiles	7100	260	1000	1000	ug/Kg
CG26261	$8100SMR	Benzo(b)fluoranthene	CT / RSR GB (mg/kg) / Semivolatiles	13000	2600	1000	1000	ug/Kg
CG26261	$8100SMR	Benzo(a)pyrene	CT / RSR GB (mg/kg) / Semivolatiles	16000	2600	1000	1000	ug/Kg
CG26261	$8100SMR	Benz(a)anthracene	CT / RSR GB (mg/kg) / Semivolatiles	11000	2600	1000	1000	ug/Kg
CG26262	$8100SMR	Indeno(1,2,3-cd)pyrene	CT / RSR DEC I/C (mg/kg) / APS Organics	66000	2600	7800	7800	ug/Kg
CG26262	$8100SMR	Dibenz(a,h)anthracene	CT / RSR DEC I/C (mg/kg) / APS Organics	15000	2600	1000	1000	ug/Kg
CG26262	$8100SMR	Benz(a)anthracene	CT / RSR DEC I/C (mg/kg) / Semivolatiles	38000	2600	7800	7800	ug/Kg
CG26262	$8100SMR	Benzo(a)pyrene	CT / RSR DEC I/C (mg/kg) / Semivolatiles	91000	26000	1000	1000	ug/Kg
CG26262	$8100SMR	Benzo(b)fluoranthene	CT / RSR DEC I/C (mg/kg) / Semivolatiles	52000	2600	7800	7800	ug/Kg
CG26262	$8100SMR	Benzo(ghi)perylene	CT / RSR DEC RES (mg/kg) / APS Organics	72000	2600	8400	8400	ug/Kg
CG26262	$8100SMR	Dibenz(a,h)anthracene	CT / RSR DEC RES (mg/kg) / APS Organics	15000	2600	1000	1000	ug/Kg
CG26262	$8100SMR	Indeno(1,2,3-cd)pyrene	CT / RSR DEC RES (mg/kg) / APS Organics	66000	2600	1000	1000	ug/Kg
CG26262	$8100SMR	Benzo(a)pyrene	CT / RSR DEC RES (mg/kg) / Semivolatiles	91000	26000	1000	1000	ug/Kg
CG26262	$8100SMR	Benzo(b)fluoranthene	CT / RSR DEC RES (mg/kg) / Semivolatiles	52000	2600	1000	1000	ug/Kg
CG26262	$8100SMR	Benz(a)anthracene	CT / RSR DEC RES (mg/kg) / Semivolatiles	38000	2600	1000	1000	ug/Kg
CG26262	$8100SMR	Benzo(k)fluoranthene	CT / RSR DEC RES (mg/kg) / Semivolatiles	48000	2600	8400	8400	ug/Kg
CG26262	$8100SMR	Chrysene	CT / RSR GB (mg/kg) / APS Organics	44000	2600	1000	1000	ug/Kg
CG26262	$8100SMR	Indeno(1,2,3-cd)pyrene	CT / RSR GB (mg/kg) / APS Organics	66000	2600	1000	1000	ug/Kg
CG26262	$8100SMR	Dibenz(a,h)anthracene	CT / RSR GB (mg/kg) / APS Organics	15000	2600	1000	1000	ug/Kg
CG26262	$8100SMR	Benzo(ghi)perylene	CT / RSR GB (mg/kg) / APS Organics	72000	2600	1000	1000	ug/Kg
CG26262	$8100SMR	Benzo(b)fluoranthene	CT / RSR GB (mg/kg) / Semivolatiles	52000	2600	1000	1000	ug/Kg
CG26262	$8100SMR	Benzo(a)pyrene	CT / RSR GB (mg/kg) / Semivolatiles	91000	26000	1000	1000	ug/Kg
CG26262	$8100SMR	Benz(a)anthracene	CT / RSR GB (mg/kg) / Semivolatiles	38000	2600	1000	1000	ug/Kg
CG26262	$8100SMR	Pyrene	CT / RSR GB (mg/kg) / Semivolatiles	100000	26000	40000	40000	ug/Kg
CG26262	$8100SMR	Benzo(k)fluoranthene	CT / RSR GB (mg/kg) / Semivolatiles	48000	2600	1000	1000	ug/Kg

Monday, July 20, 2020

Criteria: CT: GBM, I/C, RC

State: CT

Sample Criteria Exceedances Report

GCG26258 - TIGHE-EVER

SampNo	Acode	Phoenix Analyte	Criteria	Result	RL	Criteria	RL Criteria	Analysis Units
CG26262	$ETPH_SMR	Ext. Petroleum H.C. (C9-C36)	CT / RSR DEC I/C (mg/kg) / Pest/PCB/TPH	4600	550	2500	2500	mg/Kg
CG26262	$ETPH_SMR	Ext. Petroleum H.C. (C9-C36)	CT / RSR DEC RES (mg/kg) / Pest/PCB/TPH	4600	550	500	500	mg/Kg
CG26262	$ETPH_SMR	Ext. Petroleum H.C. (C9-C36)	CT / RSR GB (mg/kg) / Pesticides/TPH	4600	550	2500	2500	mg/Kg
CG26263	$TCLP-VOAR	Benzene	EPA / 40 CFR 261.24 / Toxicity Characteristics	4200	2500	500	500	ug/L
CG26264	$TCLP-VOAR	Benzene	EPA / 40 CFR 261.24 / Toxicity Characteristics	32000	2500	500	500	ug/L
CG26264	TCLP-PBTRC	TCLP Lead	CT / RSR GB (mg/l) TCLP / Inorganic/PCB	1.11	0.010	0.15	0.15	mg/L

Phoenix Laboratories does not assume responsibility for the data contained in this exceedance report. It is provided as an additional tool to identify requested criteria exceedences. All efforts are made to ensure the accuracy of the data (obtained from appropriate agencies). A lack of exceedence information does not necessarily suggest conformance to the criteria. It is ultimately the site professional's responsibility to determine appropriate compliance.

REASONABLE CONFIDENCE PROTOCOL
LABORATORY ANALYSIS QA/QC CERTIFICATION FORM

Laboratory Name: Phoenix Environmental Labs, Inc. ***Client:*** Tighe & Bond

Project Location: ROCKVILLE MGP ***Project Number:***

Laboratory Sample ID(s): CG26258-CG26264 ***Sampling Date(s):*** 7/1/2020

List RCP Methods Used (e.g., 8260, 8270, et cetera) 1311/1312, 6010, 7470/7471, 8082, 8260, 8270, ETPH, 9010/9012

1	**For each analytical method referenced in this laboratory report package, were all specified QA/QC performance criteria followed, including the requirement to explain any criteria falling outside of acceptable guidelines, as specified in the CT DEP method-specific Reasonable Confidence Protocol documents?**	☑ Yes ☐ No
1A	**Were the method specified preservation and holding time requirements met?**	☑ Yes ☐ No
1B	***VPH and EPH methods only:*** **Was the VPH or EPH method conducted without significant modifications (see section 11.3 of respective RCP methods)**	☐ Yes ☐ No ☑ NA
2	**Were all samples received by the laboratory in a condition consistent with that described on the associated Chain-of-Custody document(s)?**	☑ Yes ☐ No
3	**Were samples received at an appropriate temperature (< 6 Degrees C)?**	☑ Yes ☐ No ☐ NA
4	**Were all QA/QC performance criteria specified in the Reasonable Confidence Protocol documents acheived? See Sections: ICP Narration, PCB Narration, SVOA Narration, VOA Narration.**	☐ Yes ☑ No
5	**a) Were reporting limits specified or referenced on the chain-of-custody?** **b) Were these reporting limits met?**	☑ Yes ☐ No ☑ Yes ☐ No
6	**For each analytical method referenced in this laboratory report package, were results reported for all constituents identified in the method-specific analyte lists presented in the Reasonable Confidence Protocol documents?**	☐ Yes ☑ No
7	**Are project-specific matrix spikes and laboratory duplicates included in the data set?**	☐ Yes ☑ No

Notes: For all questions to which the response was "No" (with the exception of question #7), additional information must be provided in an attached narrative. If the answer to question #1, #1A or 1B is "No", the data package does not meet the requirements for "Reasonable Confidence". This form may not be altered and all questions must be answered.

I, the undersigned, attest under the pains and penalties of perjury that, to the best of my knowledge and belief and based upon my personal inquiry of those responsible for providing the information contained in this analytical report, such information is accurate and complete.

Authorized Signature: _____ **Position:** Assistant Lab Director

Printed Name: Greg Lawrence **Date:** Monday, July 20, 2020

Name of Laboratory Phoenix Environmental Labs, Inc.

This certification form is to be used for RCP methods only.

Environmental Laboratories, Inc.
587 East Middle Turnpike, P.O.Box 370, Manchester, CT 06045
Tel. (860) 645-1102 Fax (860) 645-0823

ACCREDITED IN ACCORDANCE WITH nelac NY # 11301

RCP Certification Report

July 20, 2020

SDG I.D.: GCG26258

SDG Comments

8270 Semi-volatile Organics: CG26261, CG26262
The client requested a short list for 8270 RCP Semivolatile. Only the PAH constituents are reported as requested on the chain-of-custody.

TCLP/SPLP 8260 Volatiles:CG26263, CG26264
This list does not include methylene chloride. It also does not include EDB or DBCP, these compounds need to be analyzed by 8011 to meet GWP criteria

Metals Analysis: CG26263, CG26264
The client requested a shorter list of elements than the 6010 RCP list. Only the RCRA 8 Metals are reported as requested on the chain of custody.

Cyanide Narration

Were all QA/QC performance criteria specified in the Reasonable Confidence Protocol documents achieved? Yes.

Instrument:

LACHAT 07/06/20-1 Dustin Harrison, Greg Danielewski, Chemist 07/06/20

CG26261 , CG26262

The samples were distilled in accordance with the method.
The initial calibration met criteria.

The calibration check standards (ICV,CCV) were within 15% of true value and were analyzed at a frequencey of one per ten samples.
The continuing calibration blanks (ICB,CCB) had concentrations less than the reporting level.

The method blank, laboratory control sample (LCS), and matrix spike were distilled with the samples.

LACHAT 07/17/20-1 Greg Danielewski, Chemist 07/17/20

CG26263 , CG26264

The samples were distilled in accordance with the method.
The initial calibration met criteria.

The calibration check standards (ICV,CCV) were within 15% of true value and were analyzed at a frequencey of one per ten samples.
The continuing calibration blanks (ICB,CCB) had concentrations less than the reporting level.

The method blank, laboratory control sample (LCS), and matrix spike were distilled with the samples.

QC (Batch Specific):

Batch 536110 (CG25083)

CG26261, CG26262

All LCS recoveries were within 80 - 120 with the following exceptions: None.
Additional: LCS acceptance range is 80-120% for soils MS acceptance range 75-125% for soils

Batch 537660 (CG33993)

CG26263, CG26264

Environmental Laboratories, Inc.
587 East Middle Turnpike, P.O.Box 370, Manchester, CT 06045
Tel. (860) 645-1102 Fax (860) 645-0823

ACCREDITED IN ACCORDANCE WITH nelac NY # 11301

RCP Certification Report

July 20, 2020

SDG I.D.: GCG26258

Cyanide Narration

All LCS recoveries were within 80 - 120 with the following exceptions: None.
Additional: LCS acceptance range is 80-120% for soils MS acceptance range 75-125% for soils

ETPH Narration

Were all QA/QC performance criteria specified in the Reasonable Confidence Protocol documents achieved? Yes.

Instrument:

AU-FID1 07/02/20-1 Jeff Bucko, Chemist 07/02/20

CG26262 (10X)

The initial calibration (ETPH611I) RSD for the compound list was less than 30% except for the following compounds: None.
As per section 7.2.3, a discrimination check standard was run (702A003_1) and contained the following outliers: None.
The continuing calibration %D for the compound list was less than 30% except for the following compounds:None.

AU-FID21 07/02/20-1 Jeff Bucko, Chemist 07/02/20

CG26261 (1X)

The initial calibration (ETPH625I) RSD for the compound list was less than 30% except for the following compounds: None.
As per section 7.2.3, a discrimination check standard was run (702A003_1) and contained the following outliers: None.
The continuing calibration %D for the compound list was less than 30% except for the following compounds:None.

QC (Batch Specific):

Batch 535918 (CG25891)

CG26262

All LCS recoveries were within 60 - 120 with the following exceptions: None.
All LCSD recoveries were within 60 - 120 with the following exceptions: None.
All LCS/LCSD RPDs were less than 30% with the following exceptions: None.
Additional surrogate criteria: LCS acceptance range is 60-120% MS acceptance range 50-150%. The ETPH/DRO LCS has been normalized based on the alkane calibration.

Batch 536047 (CG26443)

CG26261

All LCS recoveries were within 60 - 120 with the following exceptions: None.
All LCSD recoveries were within 60 - 120 with the following exceptions: None.
All LCS/LCSD RPDs were less than 30% with the following exceptions: None.
Additional surrogate criteria: LCS acceptance range is 60-120% MS acceptance range 50-150%. The ETPH/DRO LCS has been normalized based on the alkane calibration.

Mercury Narration

Were all QA/QC performance criteria specified in the analytical method achieved? Yes.

Instrument:

MERLIN 07/02/20 08:48 Rick Schweitzer, Chemist 07/02/20

CG26261, CG26262, CG26263, CG26264

The method preparation blank, ICB, and CCBs contain all of the acids and reagents as the samples.
The initial calibration met all criteria including a standard run at or below the reporting level.
All calibration verification standards (ICV, CCV) met criteria.

Environmental Laboratories, Inc.
587 East Middle Turnpike, P.O.Box 370, Manchester, CT 06045
Tel. (860) 645-1102 Fax (860) 645-0823

Certification Report

July 20, 2020

SDG I.D.: GCG26258

Mercury Narration

All calibration blank verification standards (ICB, CCB) met criteria.
The matrix spike sample is used to identify spectral interference for each batch of samples, if within 85-115%, no interference is observed and no further action is taken.
The following Initial Calibration Verification (ICV) compounds did not meet criteria: None.
The following Continuing Calibration Verification (CCV) compounds did not meet criteria: None.

QC (Batch Specific):

Batch 535983 (CG25418)

CG26261, CG26262

All LCS recoveries were within 70 - 130 with the following exceptions: None.
All LCSD recoveries were within 70 - 130 with the following exceptions: None.
All LCS/LCSD RPDs were less than 30% with the following exceptions: None.
Additional Mercury criteria: LCS acceptance range for waters is 80-120% and for soils is 70-130%. MS acceptance range is 75-125%.

Batch 535988 (CG25926)

CG26261, CG26262, CG26263, CG26264

All LCS recoveries were within 80 - 120 with the following exceptions: None.
Additional Mercury criteria: LCS acceptance range for waters is 80-120% and for soils is 70-130%. MS acceptance range is 75-125%.

ICP Metals Narration

Were all QA/QC performance criteria specified in the analytical method achieved? No.

QC Batch 535913 (Samples: CG26261, CG26262): -----

The LCS recovery is below the method criteria. All of the other QC is acceptable, therefore no significant bias is suspected. (Silver)

The LCS/LCSD RPD exceeds the method criteria for one analyte. This analyte was not reported in the sample(s) so no variability is suspected. (Silver)

Instrument:

ARCOS-2 07/02/20 13:03 Cindy Pearce, Emily Kolominskaya, Tina Hall, Chemist 07/02/

CG26261, CG26262, CG26263, CG26264

The linear range is defined daily by the calibration range.
The following Initial Calibration Verification (ICV) compounds did not meet criteria: None.
The following Continuing Calibration Verification (CCV) compounds did not meet criteria: None.
The following ICP Interference Check (ICSAB) compounds did not meet criteria: None.

QC (Batch Specific):

Batch 535913 (CG25827)

CG26261, CG26262

All LCS recoveries were within 75 - 125 with the following exceptions: Silver(49.3%)
All LCSD recoveries were within 75 - 125 with the following exceptions: None.
All LCS/LCSD RPDs were less than 35% with the following exceptions: Silver(60.0%)

Environmental Laboratories, Inc.
587 East Middle Turnpike, P.O.Box 370, Manchester, CT 06045
Tel. (860) 645-1102 Fax (860) 645-0823

NY # 11301

Certification Report

July 20, 2020

SDG I.D.: GCG26258

ICP Metals Narration

Additional Criteria: LCS acceptance range is 80-120% MS acceptance range 75-125%.

Batch 535991 (CG25892)

CG26261, CG26262

All LCS recoveries were within 80 - 120 with the following exceptions: None.
All LCSD recoveries were within 80 - 120 with the following exceptions: None.
All LCS/LCSD RPDs were less than 20% with the following exceptions: None.
Additional Criteria: LCS acceptance range is 80-120% MS acceptance range 75-125%.

Batch 535992 (CG25926)

CG26263, CG26264

All LCS recoveries were within 80 - 120 with the following exceptions: None.
All LCSD recoveries were within 80 - 120 with the following exceptions: None.
All LCS/LCSD RPDs were less than 20% with the following exceptions: None.
Additional Criteria: LCS acceptance range is 80-120% MS acceptance range 75-125%.

PCB Narration

Were all QA/QC performance criteria specified in the Reasonable Confidence Protocol documents achieved? No.

QC Batch 535861 (Samples: CG26261, CG26262): -----

The LCSD recovery is below the method criteria. All of the other QC is acceptable, therefore no significant bias is suspected. (PCB-1016)

Instrument:

AU-ECD24 07/02/20-1 Saadia Chudary, Chemist 07/02/20

CG26261 (10X)

The initial calibration (PC618AI) RSD for the compound list was less than 20% except for the following compounds: None.
The initial calibration (PC618BI) RSD for the compound list was less than 20% except for the following compounds: None.
The continuing calibration %D for the compound list was less than 15% except for the following compounds:None.

AU-ECD29 07/02/20-1 Saadia Chudary, Chemist 07/02/20

CG26262 (10X)

The initial calibration (PC505AI) RSD for the compound list was less than 20% except for the following compounds: None.
The initial calibration (PC505BI) RSD for the compound list was less than 20% except for the following compounds: None.
The continuing calibration %D for the compound list was less than 15% except for the following compounds:None.

QC (Batch Specific):

Batch 535861 (CG26069)

CG26261, CG26262

All LCS recoveries were within 40 - 140 with the following exceptions: None.
All LCSD recoveries were within 40 - 140 with the following exceptions: PCB-1016(36%)
All LCS/LCSD RPDs were less than 30% with the following exceptions: None.

SVOA Narration

Environmental Laboratories, Inc.
587 East Middle Turnpike, P.O.Box 370, Manchester, CT 06045
Tel. (860) 645-1102 Fax (860) 645-0823

NY # 11301

RCP Certification Report

July 20, 2020

SDG I.D.: GCG26258

SVOA Narration

Were all QA/QC performance criteria specified in the Reasonable Confidence Protocol documents achieved? No.

QC Batch 536071 (Samples: CG26263, CG26264): -----

The LCS/LCSD RPD exceeds the method criteria for one or more analytes, but these analytes were not reported in the sample(s) so no variability is suspected. (2,4-Dinitrophenol, 2-Nitrophenol, 4,6-Dinitro-2-methylphenol, Benzidine, Benzoic acid)

Instrument:

CHEM07 07/01/20-1 Wes Bryon, Chemist 07/01/20

CG26261 (1X), CG26262 (10X)

For 8270 full list, the DDT breakdown and pentachlorophenol & benzidine peak tailing were evaluated in the DFTPP tune and were found to be in control.
For 8270 BN list, benzidine peak tailing was evaluated in the DFTPP tune and was found to be in control.

Initial Calibration Evaluation (CHEM07/7_SPLIT_0612):
100% of target compounds met criteria.
The following compounds had %RSDs >20%: None.
The following compounds did not meet recommended response factors: None.
The following compounds did not meet a minimum response factors: None.

Continuing Calibration Verification (CHEM07/0701_05-7_SPLIT_0612):
Internal standard areas were within 50 to 200% of the initial calibration with the following exceptions: None.
99% of target compounds met criteria.
The following compounds did not meet % deviation criteria: None.
The following compounds did not meet maximum % deviations: None.
The following compounds did not meet recommended response factors: None.
The following compounds did not meet minimum response factors: None.

CHEM36 07/02/20-1 Wes Bryon, Chemist 07/02/20

CG26263 (1X), CG26264 (1X)

Initial Calibration Evaluation (CHEM36/36_SPLIT_0630):
100% of target compounds met criteria.
The following compounds had %RSDs >20%: None.
The following compounds did not meet recommended response factors: Hexachlorobenzene 0.090 (0.1)
The following compounds did not meet a minimum response factors: None.

Continuing Calibration Verification (CHEM36/0702_08-36_SPLIT_0630):
Internal standard areas were within 50 to 200% of the initial calibration with the following exceptions: None.
100% of target compounds met criteria.
The following compounds did not meet % deviation criteria: None.
The following compounds did not meet maximum % deviations: None.
The following compounds did not meet recommended response factors: Hexachlorobenzene 0.093 (0.1)
The following compounds did not meet minimum response factors: None.

CHEM69 07/02/20-1 Wes Bryon, Chemist 07/02/20

CG26261 (10X), CG26262 (100X)

Initial Calibration Evaluation (CHEM69/69_BN_0629):
100% of target compounds met criteria.

Environmental Laboratories, Inc.
587 East Middle Turnpike, P.O.Box 370, Manchester, CT 06045
Tel. (860) 645-1102 Fax (860) 645-0823

ACCREDITED IN ACCORDANCE WITH nelac NY # 11301

RCP Certification Report

July 20, 2020

SDG I.D.: GCG26258

SVOA Narration

The following compounds had %RSDs >20%: None.
The following compounds did not meet recommended response factors: None.
The following compounds did not meet a minimum response factors: None.

Continuing Calibration Verification (CHEM69/0702_03-69_BN_0629):
Internal standard areas were within 50 to 200% of the initial calibration with the following exceptions: None.
100% of target compounds met criteria.
The following compounds did not meet % deviation criteria: None.
The following compounds did not meet maximum % deviations: None.
The following compounds did not meet recommended response factors: None.
The following compounds did not meet minimum response factors: None.

QC (Batch Specific):

Batch 535859 (CG25444)

CG26261, CG26262

All LCS recoveries were within 40 - 140 with the following exceptions: None.
All LCSD recoveries were within 40 - 140 with the following exceptions: None.
All LCS/LCSD RPDs were less than 30% with the following exceptions: None.
Additional 8270 criteria: 20% of compounds can be outside of acceptance criteria as long as recovery is at least 10%. (Acid surrogates acceptance range for aqueous samples: 15-110%, for soils 30-130%)

Batch 536071 (CG26492)

CG26263, CG26264

All LCS recoveries were within 40 - 140 with the following exceptions: None.
All LCSD recoveries were within 40 - 140 with the following exceptions: None.
All LCS/LCSD RPDs were less than 20% with the following exceptions: None.
Additional 8270 criteria: 20% of compounds can be outside of acceptance criteria as long as recovery is at least 10%. (Acid surrogates acceptance range for aqueous samples: 15-110%, for soils 30-130%)

VOA Narration

Were all QA/QC performance criteria specified in the Reasonable Confidence Protocol documents achieved? No.

QC Batch 536006 (Samples: CG26258, CG26259, CG26260): -----

The QC recovery for one analyte are above the upper range but was not reported in the sample(s), therefore no significant bias is suspected. (Dichlorodifluoromethane)

Instrument:

CHEM02 07/06/20-1 Michael Hahn, Chemist 07/06/20

CG26263 (10X), CG26264 (100X)

Chem02 is a 25ml purge instrument. The laboratory minimum response factor is set at 0.01 instead of 0.05 for the 25ml purge instruments.
EPA method 8260D Table 4 supports this approach.

Initial Calibration Evaluation (CHEM02/VT-P062920):
96% of target compounds met criteria.
The following compounds had %RSDs >20%: None.

Environmental Laboratories, Inc.
587 East Middle Turnpike, P.O.Box 370, Manchester, CT 06045
Tel. (860) 645-1102 Fax (860) 645-0823

RCP Certification Report

July 20, 2020

SDG I.D.: GCG26258

VOA Narration

The following compounds did not meet Table 4 recommended minimum response factors: None.
The following compounds did not meet the minimum response factor of 0.05: None.

Continuing Calibration Verification (CHEM02/0706_04-VT-P062920):
Internal standard areas were within 50 to 200% of the initial calibration with the following exceptions: None.
99% of target compounds met criteria.
The following compounds did not meet % deviation criteria: None.
The following compounds did not meet maximum % deviations: None.
The following compounds did not meet Table 4 recommended minimum response factors: None.

CHEM02 07/09/20-1 Michael Hahn, Chemist 07/09/20

CG26263 (500X)

Chem02 is a 25ml purge instrument. The laboratory minimum response factor is set at 0.01 instead of 0.05 for the 25ml purge instruments.
EPA method 8260D Table 4 supports this approach.

Initial Calibration Evaluation (CHEM02/VT-P070820):
98% of target compounds met criteria.
The following compounds had %RSDs >20%: None.
The following compounds did not meet Table 4 recommended minimum response factors: None.
The following compounds did not meet the minimum response factor of 0.05: None.

Continuing Calibration Verification (CHEM02/0709_02-VT-P070820):
Internal standard areas were within 50 to 200% of the initial calibration with the following exceptions: None.
100% of target compounds met criteria.
The following compounds did not meet % deviation criteria: None.
The following compounds did not meet maximum % deviations: None.
The following compounds did not meet Table 4 recommended minimum response factors: None.

CHEM14 07/01/20-2 Harry Mullin, Chemist 07/01/20

CG26258 (1X), CG26259 (1X), CG26260 (1X)

Initial Calibration Evaluation (CHEM14/VT062920):
98% of target compounds met criteria.
The following compounds had %RSDs >20%: 1,2-Dibromo-3-chloropropane 24% (20%)
The following compounds did not meet Table 4 recommended minimum response factors: Acetone 0.087 (0.1), Tetrachloroethene 0.188 (0.2)
The following compounds did not meet the minimum response factor of 0.05: None.

Continuing Calibration Verification (CHEM14/0701_11-VT062920):
Internal standard areas were within 50 to 200% of the initial calibration with the following exceptions: None.
100% of target compounds met criteria.
The following compounds did not meet % deviation criteria: None.
The following compounds did not meet maximum % deviations: None.
The following compounds did not meet Table 4 recommended minimum response factors: None.

CHEM14 07/02/20-1 Jane Li, Chemist 07/02/20

CG26259 (50X)

Initial Calibration Evaluation (CHEM14/VT062920):
98% of target compounds met criteria.
The following compounds had %RSDs >20%: None.

Environmental Laboratories, Inc.
587 East Middle Turnpike, P.O.Box 370, Manchester, CT 06045
Tel. (860) 645-1102 Fax (860) 645-0823

ACCREDITED IN ACCORDANCE WITH nelac NY # 11301

RCP Certification Report

July 20, 2020

SDG I.D.: GCG26258

VOA Narration

The following compounds did not meet Table 4 recommended minimum response factors: None.
The following compounds did not meet the minimum response factor of 0.05: None.

Continuing Calibration Verification (CHEM14/0702_02-VT062920):
Internal standard areas were within 50 to 200% of the initial calibration with the following exceptions: None.
100% of target compounds met criteria.
The following compounds did not meet % deviation criteria: None.
The following compounds did not meet maximum % deviations: None.
The following compounds did not meet Table 4 recommended minimum response factors: None.

CHEM15 07/06/20-2 Harry Mullin, Chemist 07/06/20

CG26259 (1X)

Initial Calibration Evaluation (CHEM15/VOA15-070620):
99% of target compounds met criteria.
The following compounds had %RSDs >20%: None.
The following compounds did not meet Table 4 recommended minimum response factors: None.
The following compounds did not meet the minimum response factor of 0.05: None.

Continuing Calibration Verification (CHEM15/0706B18-VOA15-070620):
Internal standard areas were within 50 to 200% of the initial calibration with the following exceptions: None.
100% of target compounds met criteria.
The following compounds did not meet % deviation criteria: None.
The following compounds did not meet maximum % deviations: None.
The following compounds did not meet Table 4 recommended minimum response factors: None.

CHEM23 07/08/20-1 Michael Hahn, Chemist 07/08/20

CG26264 (500X)

Initial Calibration Evaluation (CHEM23/VOA23_070720):
100% of target compounds met criteria.
The following compounds had %RSDs >20%: None.
The following compounds did not meet Table 4 recommended minimum response factors: None.
The following compounds did not meet the minimum response factor of 0.05: None.

Continuing Calibration Verification (CHEM23/0708_03-VOA23_070720):
Internal standard areas were within 50 to 200% of the initial calibration with the following exceptions: None.
100% of target compounds met criteria.
The following compounds did not meet % deviation criteria: None.
The following compounds did not meet maximum % deviations: None.
The following compounds did not meet Table 4 recommended minimum response factors: None.

QC (Batch Specific):

Batch 536006 (CG25903) CHEM14 7/1/2020-2

CG26258(1X), CG26259(1X), CG26260(1X)

All LCS recoveries were within 70 - 130 with the following exceptions: Dichlorodifluoromethane(132%)
All LCSD recoveries were within 70 - 130 with the following exceptions: Dichlorodifluoromethane(140%)
All LCS/LCSD RPDs were less than 30% with the following exceptions: None.
Additional 8260 criteria: 10% of LCS/LCSD compounds can be outside of acceptance criteria as long as recovery is 40-160%, 25-160% for Chloroethane-HL and Trichlorofluoromethane-HL.

Environmental Laboratories, Inc.
587 East Middle Turnpike, P.O.Box 370, Manchester, CT 06045
Tel. (860) 645-1102 Fax (860) 645-0823

ACCREDITED IN ACCORDANCE WITH nelac NY # 11301

RCP Certification Report

July 20, 2020

SDG I.D.: GCG26258

VOA Narration

Batch 536200H (CG23597) CHEM14 7/2/2020-1

CG26259(50X)

All LCS recoveries were within 70 - 130 with the following exceptions: None.
All LCSD recoveries were within 70 - 130 with the following exceptions: None.
All LCS/LCSD RPDs were less than 30% with the following exceptions: None.
Additional 8260 criteria: 10% of LCS/LCSD compounds can be outside of acceptance criteria as long as recovery is 40-160%, 25-160% for Chloroethane-HL and Trichlorofluoromethane-HL.

Batch 536321 (CG26055) CHEM15 7/6/2020-2

CG26259(1X)

All LCS recoveries were within 70 - 130 with the following exceptions: None.
All LCSD recoveries were within 70 - 130 with the following exceptions: None.
All LCS/LCSD RPDs were less than 30% with the following exceptions: None.
A LCS and LCS Duplicate were performed instead of a matrix spike and matrix spike duplicate.
Additional 8260 criteria: 10% of LCS/LCSD compounds can be outside of acceptance criteria as long as recovery is 40-160%, 25-160% for Chloroethane-HL and Trichlorofluoromethane-HL.

Batch 536358 (CG24082) CHEM02 7/6/2020-1

CG26263(10X), CG26264(100X)

All LCS recoveries were within 70 - 130 with the following exceptions: None.
All LCSD recoveries were within 70 - 130 with the following exceptions: None.
All LCS/LCSD RPDs were less than 30% with the following exceptions: None.
A LCS and LCS Duplicate were performed instead of a matrix spike and matrix spike duplicate.
Additional 8260 criteria: 10% of LCS/LCSD compounds can be outside of acceptance criteria as long as recovery is 40-160%, 25-160% for Chloroethane-HL and Trichlorofluoromethane-HL.

Batch 536741 (CG27073) CHEM23 7/8/2020-1

CG26264(500X)

All LCS recoveries were within 70 - 130 with the following exceptions: None.
All LCSD recoveries were within 70 - 130 with the following exceptions: None.
All LCS/LCSD RPDs were less than 30% with the following exceptions: None.
A LCS and LCS Duplicate were performed instead of a matrix spike and matrix spike duplicate.
Additional 8260 criteria: 10% of LCS/LCSD compounds can be outside of acceptance criteria as long as recovery is 40-160%, 25-160% for Chloroethane-HL and Trichlorofluoromethane-HL.

Batch 536824 (CG25983) CHEM02 7/9/2020-1

CG26263(500X)

All LCS recoveries were within 70 - 130 with the following exceptions: None.
All LCSD recoveries were within 70 - 130 with the following exceptions: None.
All LCS/LCSD RPDs were less than 30% with the following exceptions: None.
A LCS and LCS Duplicate were performed instead of a matrix spike and matrix spike duplicate.
Additional 8260 criteria: 10% of LCS/LCSD compounds can be outside of acceptance criteria as long as recovery is 40-160%, 25-160% for Chloroethane-HL and Trichlorofluoromethane-HL.

Temperature Narration

The samples were received at 2.8C with cooling initiated.
(Note acceptance criteria for relevant matrices is above freezing up to 6°C)

CHAIN OF CUSTODY RECORD

PHOENIX Environmental Laboratories, Inc.

587 East Middle Turnpike, P.O. Box 370, Manchester, CT 06040
Email: info@phoenixlabs.com Fax (860) 645-0823
Client Services (860) 645-8726

Cooler: Yes ☒ No ☐ Coolant: IPK ☐ ICE ☒ No ☐ Temp 2.8 °C Pg of

Data Delivery/Contact Options:
☐ Fax:
☐ Phone:
☒ Email: lewilley@tighebond.com / Drew Blanchard

Customer: The J Board
Address: 213 Court St Ste 1100, Middletown, CT

Project: Rockville MGP
Report to: Lynn Willey / Drew Blanchard
Invoice to:
QUOTE # EV022520BA

Project P.O: CW2263968 / 10094673

This section MUST be completed with Bottle Quantities.

Client Sample - Information - Identification

Sampler's Signature: [signature] Date: 7/1/20

Matrix Code:
DW=Drinking Water GW=Ground Water SW=Surface Water WW=Waste Water
RW=Raw Water SE=Sediment SL=Sludge S=Soil SD=Solid W=Wipe OIL=Oil
B=Bulk L=Liquid X = _____(Other)

Analysis Request

PHOENIX USE ONLY SAMPLE #	Customer Sample Identification	Sample Matrix	Date Sampled	Time Sampled	SPLP Benzene 8260B	SPLP VOCs 8260B	PAHs 8270D	TCLP VOCs	TCLP SVOCs	TCLP Metals	CONDSUM4 - Ignitability + Reactivity	TCLP Pesticides/Herbicides (PCBs)	ETPH / PCBs	Metals (MassDEP) CT RCP	GL Amber 8 oz. w/H3PO4	Soil VOA Vials [ ] methanol [2] H2O	GL Soil container (8) oz	GL Soil container (8) oz	40 ml VOA Vial [ ] As is [ ] HCl	GL Amber 1000ml [ ] As is [ ] H2SO4	PL As is [ ] 250ml [ ] 500ml [ ] 1000ml	PL H2SO4 [ ] 250ml [ ] 500ml [ ] 1000ml	PL HNO3 250ml	PL NaOH 250ml	Bacteria Bottle w/thio	Bacteria Bottle as is	(ENCORE)
26258	SB-83 (0-1)	S	7/1/20	1145	X	X									X	X										X
26259	SB-83 (1-3)	S		1200	X	X									X	X										X
26260	SB-83 (3-5)	S		1220		X									X	X										X
26261	SB-82 (4-5)	S		1115			X				X	X	X		X	X										
26262	SB-82 (2-3)	S		1045			X				X	X	X		X	X										
26263	SB-84 (11-13)	S		1345				X	X	X					X	X										X
26264	SB-85 (12-14)	S	↓	1420				X	X	X					X	X										X

Relinquished by:	Accepted by:	Date:	Time:
[signature]	[signature]	7/1/20	1615

Comments, Special Requirements or Regulations:

Turnaround Time:
☐ 1 Day*
☐ 2 Days*
☐ 3 Days*
☒ Standard
☐ Other
* SURCHARGE APPLIES

RI
☐ Direct Exposure (Residential)
☐ GW
☐ Other

CT
☒ RCP Cert
☐ GW Protection
☐ SW Protection
☐ GA Mobility
☒ GB Mobility
☒ Residential DEC
☒ I/C DEC
☐ Other

MA
☐ MCP Certification
☐ GW-1
☐ GW-2
☐ GW-3
☐ S-1 GW-1 ☐ S-1 GW-2 ☐ S-1 GW-3
☐ S-2 GW-1 ☐ S-2 GW-2 ☐ S-2 GW-3
☐ S-3 GW-1 ☐ S-3 GW-2 ☐ S-3 GW-3
☐ MWRA eSMART ☐ Other

State where samples were collected: CT

Data Format
☐ Excel
☐ PDF
☐ GIS/Key
☐ EQuIS
☒ Other D

Data Package
☐ Tier II Checklist
☐ Full Data Package*
☒ Phoenix Std Report
☐ Other
* SURCHARGE APPLIES

The Connecticut Light and Power Company
d/b/a Eversource Energy
Docket No. 26-05-10
Date Issued September 29, 2026
RSR-032 Attachment 9
Page 383 of 897

Sarah Bell

From: Lynn E. Willey <LEWilley@tighebond.com>
Sent: Wednesday, July 15, 2020 9:52 AM
To: Sarah Bell; Shannon Wilhelm
Subject: FW: Phoenix Labs - GCG26258, ROCKVILLE MGP - Report Ready
Attachments: GCG26258-1.pdf

Hi Sarah and Shannon:

I was reviewing the sample results and noticed that a couple of waste classification analyses were not added

- Ignitability/flashpoint
- corrosivity
- reactivity (cyanide and sulfide)
- paint filter

for samples SB-84 (11-13.5) CG26263 and SB-85 (12-14) CG26264

The samples expire today.

Sorry, I just got the results on Monday and was out in the field yesterday.

Lynn E. Willey, P.G., LEP | Senior Environmental Scientist
Tighe & Bond | 213 Court Street Suite 1100 | Middletown, CT 06457
| 860.852.5214 | 860-729-7502 (cell)
www.tighebond.com | Follow us on: Twitter Facebook LinkedIn

From: clientservices@phoenixlabs.com <clientservices@phoenixlabs.com>
Sent: Monday, July 13, 2020 3:40 PM
To: Lynn E. Willey <LEWilley@tighebond.com>
Subject: Phoenix Labs - GCG26258, ROCKVILLE MGP - Report Ready

[Caution - External Sender]

Delivery group GCG26258 (ROCKVILLE MGP) for the following samples:

CG26258 - SB-83 (0-1)
CG26259 - SB-83 (1-3)
CG26260 - SB-83 (3-5)
CG26261 - SB-82 (4-5)
CG26262 - SB-82 (2-3)
CG26263 - SB-84 (11-13.5)
CG26264 - SB-85 (12-14)

is available for review. Please click the following link to view report data.

www.PhoenixLabs.com

Note: The default password is your email address. You may change it after logging in.

Please take a moment to give us some feedback on your experience with Phoenix Environmental Laboratories, Inc. Your input is valuable to us!
www.phoenixlabs.com/CustomerSurvey

Phoenix Environmental Laboratories, Inc.
587 East Middle Turnpike
P.O. Box 370
Manchester, CT 06374
Tel. (860) 645-1102
Fax. (860) 645-0823
www.phoenixlabs.com

Please do not reply to this email.
cc'd:lewilley@tighebond.com;dean.bebis@eversource.com;drew.blicharz@eversource.com

PHOENIX
Environmental Laboratories, Inc.

Friday, July 17, 2020

Attn: Lynn Willey
Tighe & Bond
213 Court St, Suite 1100
Middletown, CT 06457

Project ID: ROCKVILLE MGP EVERSOURCE
SDG ID: GCG26696
Sample ID#s: CG26696 - CG26700

This laboratory is in compliance with the NELAC requirements of procedures used except where indicated.

This report contains results for the parameters tested, under the sampling conditions described on the Chain Of Custody, as received by the laboratory. This report is incomplete unless all pages indicated in the pagination at the bottom of the page are included.

All soils, solids and sludges are reported on a dry weight basis unless otherwise noted in the sample comments.

A scanned version of the COC form accompanies the analytical report and is an exact duplicate of the original.

Enclosed are revised Analysis Report pages. Please replace and discard the original pages. If you are the client above and have any questions concerning this testing, please do not hesitate to contact Phoenix Client Services at ext.200. The contents of this report cannot be discussed with anyone other than the client listed above without their written consent.

Sincerely yours,

Phyllis Shiller
Laboratory Director

NELAC - #NY11301
CT Lab Registration #PH-0618
MA Lab Registration #M-CT007
ME Lab Registration #CT-007
NH Lab Registration #213693-A,B
NJ Lab Registration #CT-003
NY Lab Registration #11301
PA Lab Registration #68-03530
RI Lab Registration #63
UT Lab Registration #CT00007
VT Lab Registration #VT11301

587 East Middle Turnpike, P.O. Box 370, Manchester, CT 06040
Telephone (860) 645-1102 Fax (860) 645-0823

Environmental Laboratories, Inc.
587 East Middle Turnpike, P.O.Box 370, Manchester, CT 06045
Tel. (860) 645-1102 Fax (860) 645-0823

Sample Id Cross Reference

July 17, 2020

SDG I.D.: GCG26696

Project ID: ROCKVILLE MGP EVERSOURCE

Client Id	Lab Id	Matrix
SB-73 (10-11.5`)	CG26696	SOIL
SB-74 (12-14`)	CG26697	SOIL
SB-75 (5-7`)	CG26698	SOIL
SB-75 (15-16`)	CG26699	SOIL
DUP-1 7/12	CG26700	SOIL

Environmental Laboratories, Inc.
587 East Middle Turnpike, P.O.Box 370, Manchester, CT 06045
Tel. (860) 645-1102 Fax (860) 645-0823

Analysis Report

July 17, 2020

FOR: Attn: Lynn Willey
Tighe & Bond
213 Court St, Suite 1100
Middletown, CT 06457

Sample Information		Custody Information		Date	Time
Matrix:	SOIL	Collected by:		07/02/20	8:20
Location Code:	TIGHE-EVER	Received by:	LB	07/02/20	12:06
Rush Request:	72 Hour	Analyzed by:	see "By" below		
P.O.#:	CW2263960/#1094873				

Laboratory Data

SDG ID: GCG26696
Phoenix ID: CG26696

Project ID: ROCKVILLE MGP EVERSOURCE
Client ID: SB-73 (10-11.5`)

Parameter	Result	RL/ PQL	Units	Dilution	Date/Time	By	Reference
Percent Solid	94		%		07/02/20	KL	SW846-%Solid
Extraction of CT ETPH	Completed				07/02/20	GG/A/AT	SW3546
Soil Extraction for SVOA PAH	Completed				07/02/20	RR/A/AT	SW3546
SPLP Extraction for Organics	Completed				07/13/20	VT	SW1312
SPLP Semivolatiles (SIM) Ext.	Completed				07/14/20	P/AK	SW3510C/SW3520C
TPH by GC (Extractable Products)							
Ext. Petroleum H.C. (C9-C36)	ND	52	mg/Kg	1	07/03/20	JRB	CTETPH 8015D
Identification	ND		mg/Kg	1	07/03/20	JRB	CTETPH 8015D
QA/QC Surrogates							
% n-Pentacosane	97		%	1	07/03/20	JRB	50 - 150 %
Polynuclear Aromatic HC							
2-Methylnaphthalene	ND	250	ug/Kg	1	07/03/20	WB	SW8270D
Acenaphthene	ND	250	ug/Kg	1	07/03/20	WB	SW8270D
Acenaphthylene	670	250	ug/Kg	1	07/03/20	WB	SW8270D
Anthracene	ND	250	ug/Kg	1	07/03/20	WB	SW8270D
Benz(a)anthracene	ND	250	ug/Kg	1	07/03/20	WB	SW8270D
Benzo(a)pyrene	1500	250	ug/Kg	1	07/03/20	WB	SW8270D
Benzo(b)fluoranthene	600	250	ug/Kg	1	07/03/20	WB	SW8270D
Benzo(ghi)perylene	1100	250	ug/Kg	1	07/03/20	WB	SW8270D
Benzo(k)fluoranthene	420	250	ug/Kg	1	07/03/20	WB	SW8270D
Chrysene	340	250	ug/Kg	1	07/03/20	WB	SW8270D
Dibenz(a,h)anthracene	ND	250	ug/Kg	1	07/03/20	WB	SW8270D
Fluoranthene	ND	250	ug/Kg	1	07/03/20	WB	SW8270D
Fluorene	ND	250	ug/Kg	1	07/03/20	WB	SW8270D
Indeno(1,2,3-cd)pyrene	960	250	ug/Kg	1	07/03/20	WB	SW8270D
Naphthalene	ND	250	ug/Kg	1	07/03/20	WB	SW8270D

Ver 2

Project ID: ROCKVILLE MGP EVERSOURCE
Client ID: SB-73 (10-11.5`)

Phoenix I.D.: CG26696

Parameter	Result	RL/ PQL	Units	Dilution	Date/Time	By	
Phenanthrene	ND	250	ug/Kg	1	07/03/20	WB	SW8270D
Pyrene	ND	250	ug/Kg	1	07/03/20	WB	SW8270D
QA/QC Surrogates							
% 2-Fluorobiphenyl	75		%	1	07/03/20	WB	30 - 130 %
% Nitrobenzene-d5	87		%	1	07/03/20	WB	30 - 130 %
% Terphenyl-d14	89		%	1	07/03/20	WB	30 - 130 %
SPLP Semivolatiles by SIM							
2-Methylnaphthalene	ND	0.49	ug/L	1	07/15/20	WB	SW8270D (SIM)
Acenaphthene	ND	0.49	ug/L	1	07/15/20	WB	SW8270D (SIM)
Acenaphthylene	ND	0.29	ug/L	1	07/15/20	WB	SW8270D (SIM)
Anthracene	ND	0.49	ug/L	1	07/15/20	WB	SW8270D (SIM)
Benz(a)anthracene	ND	0.05	ug/L	1	07/15/20	WB	SW8270D (SIM)
Benzo(a)pyrene	ND	0.19	ug/L	1	07/15/20	WB	SW8270D (SIM)
Benzo(b)fluoranthene	ND	0.07	ug/L	1	07/15/20	WB	SW8270D (SIM)
Benzo(ghi)perylene	ND	0.47	ug/L	1	07/15/20	WB	SW8270D (SIM)
Benzo(k)fluoranthene	ND	0.29	ug/L	1	07/15/20	WB	SW8270D (SIM)
Chrysene	ND	0.49	ug/L	1	07/15/20	WB	SW8270D (SIM)
Dibenz(a,h)anthracene	ND	0.10	ug/L	1	07/15/20	WB	SW8270D (SIM)
Fluoranthene	ND	0.49	ug/L	1	07/15/20	WB	SW8270D (SIM)
Fluorene	ND	0.49	ug/L	1	07/15/20	WB	SW8270D (SIM)
Indeno(1,2,3-cd)pyrene	ND	0.10	ug/L	1	07/15/20	WB	SW8270D (SIM)
Naphthalene	ND	0.49	ug/L	1	07/15/20	WB	SW8270D (SIM)
Phenanthrene	ND	0.06	ug/L	1	07/15/20	WB	SW8270D (SIM)
Pyrene	ND	0.49	ug/L	1	07/15/20	WB	SW8270D (SIM)
QA/QC Surrogates							
% 2-Fluorobiphenyl	51		%	1	07/15/20	WB	30 - 130 %
% Nitrobenzene-d5	63		%	1	07/15/20	WB	30 - 130 %
% Terphenyl-d14	69		%	1	07/15/20	WB	30 - 130 %

RL/PQL=Reporting/Practical Quantitation Level ND=Not Detected BRL=Below Reporting Level
QA/QC Surrogates: Surrogates are compounds (preceeded with a %) added by the lab to determine analysis efficiency. Surrogate results(%) listed in the report are not "detected" compounds.

Comments:

All soils, solids and sludges are reported on a dry weight basis unless otherwise noted in the sample comments.

If you are the client above and have any questions concerning this testing, please do not hesitate to contact Phoenix Client Services at ext.200.
The contents of this report cannot be discussed with anyone other than the client listed above without their written consent.

Phyllis Shiller, Laboratory Director
July 17, 2020
Reviewed and Released by: Greg Lawrence, Assistant Lab Director

Environmental Laboratories, Inc.
587 East Middle Turnpike, P.O.Box 370, Manchester, CT 06045
Tel. (860) 645-1102 Fax (860) 645-0823

Analysis Report

July 17, 2020

FOR: Attn: Lynn Willey
Tighe & Bond
213 Court St, Suite 1100
Middletown, CT 06457

Sample Information		Custody Information		Date	Time
Matrix:	SOIL	Collected by:		07/02/20	7:55
Location Code:	TIGHE-EVER	Received by:	LB	07/02/20	12:06
Rush Request:	72 Hour	Analyzed by:	see "By" below		
P.O.#:	CW2263960/#1094873				

Laboratory Data

SDG ID: GCG26696
Phoenix ID: CG26697

Project ID: ROCKVILLE MGP EVERSOURCE
Client ID: SB-74 (12-14`)

Parameter	Result	RL/ PQL	Units	Dilution	Date/Time	By	Reference
Percent Solid	96		%		07/02/20	KL	SW846-%Solid
Extraction of CT ETPH	Completed				07/02/20	GG/A/AT	SW3546
Soil Extraction for SVOA PAH	Completed				07/02/20	RR/A/AT	SW3546
TPH by GC (Extractable Products)							
Ext. Petroleum H.C. (C9-C36)	ND	51	mg/Kg	1	07/03/20	JRB	CTETPH 8015D
Identification	ND		mg/Kg	1	07/03/20	JRB	CTETPH 8015D
QA/QC Surrogates							
% n-Pentacosane	85		%	1	07/03/20	JRB	50 - 150 %
Polynuclear Aromatic HC							
2-Methylnaphthalene	ND	240	ug/Kg	1	07/03/20	WB	SW8270D
Acenaphthene	ND	240	ug/Kg	1	07/03/20	WB	SW8270D
Acenaphthylene	ND	240	ug/Kg	1	07/03/20	WB	SW8270D
Anthracene	ND	240	ug/Kg	1	07/03/20	WB	SW8270D
Benz(a)anthracene	ND	240	ug/Kg	1	07/03/20	WB	SW8270D
Benzo(a)pyrene	ND	240	ug/Kg	1	07/03/20	WB	SW8270D
Benzo(b)fluoranthene	ND	240	ug/Kg	1	07/03/20	WB	SW8270D
Benzo(ghi)perylene	ND	240	ug/Kg	1	07/03/20	WB	SW8270D
Benzo(k)fluoranthene	ND	240	ug/Kg	1	07/03/20	WB	SW8270D
Chrysene	ND	240	ug/Kg	1	07/03/20	WB	SW8270D
Dibenz(a,h)anthracene	ND	240	ug/Kg	1	07/03/20	WB	SW8270D
Fluoranthene	ND	240	ug/Kg	1	07/03/20	WB	SW8270D
Fluorene	ND	240	ug/Kg	1	07/03/20	WB	SW8270D
Indeno(1,2,3-cd)pyrene	ND	240	ug/Kg	1	07/03/20	WB	SW8270D
Naphthalene	ND	240	ug/Kg	1	07/03/20	WB	SW8270D
Phenanthrene	ND	240	ug/Kg	1	07/03/20	WB	SW8270D
Pyrene	ND	240	ug/Kg	1	07/03/20	WB	SW8270D

Ver 2

Project ID: ROCKVILLE MGP EVERSOURCE
Client ID: SB-74 (12-14`)

Phoenix I.D.: CG26697

Parameter	Result	RL/ PQL	Units	Dilution	Date/Time	By	
QA/QC Surrogates							
% 2-Fluorobiphenyl	70		%	1	07/03/20	WB	30 - 130 %
% Nitrobenzene-d5	70		%	1	07/03/20	WB	30 - 130 %
% Terphenyl-d14	88		%	1	07/03/20	WB	30 - 130 %

RL/PQL=Reporting/Practical Quantitation Level ND=Not Detected BRL=Below Reporting Level
QA/QC Surrogates: Surrogates are compounds (preceeded with a %) added by the lab to determine analysis efficiency. Surrogate results(%) listed in the report are not "detected" compounds.

Comments:

All soils, solids and sludges are reported on a dry weight basis unless otherwise noted in the sample comments.

If you are the client above and have any questions concerning this testing, please do not hesitate to contact Phoenix Client Services at ext.200.
The contents of this report cannot be discussed with anyone other than the client listed above without their written consent.

Phyllis Shiller, Laboratory Director
July 17, 2020
Reviewed and Released by: Greg Lawrence, Assistant Lab Director

Environmental Laboratories, Inc.
587 East Middle Turnpike, P.O.Box 370, Manchester, CT 06045
Tel. (860) 645-1102 Fax (860) 645-0823

Analysis Report

July 17, 2020

FOR: Attn: Lynn Willey
Tighe & Bond
213 Court St, Suite 1100
Middletown, CT 06457

Sample Information		Custody Information		Date	Time
Matrix:	SOIL	Collected by:		07/02/20	8:55
Location Code:	TIGHE-EVER	Received by:	LB	07/02/20	12:06
Rush Request:	72 Hour	Analyzed by:	see "By" below		
P.O.#:	CW2263960/#1094873				

Laboratory Data

SDG ID: GCG26696
Phoenix ID: CG26698

Project ID: ROCKVILLE MGP EVERSOURCE
Client ID: SB-75 (5-7`)

Parameter	Result	RL/ PQL	Units	Dilution	Date/Time	By	Reference
Percent Solid	96		%		07/02/20	KL	SW846-%Solid
Extraction of CT ETPH	Completed				07/02/20	GG/A/AT	SW3546
Soil Extraction for SVOA PAH	Completed				07/02/20	RR/A/AT	SW3546
TPH by GC (Extractable Products)							
Ext. Petroleum H.C. (C9-C36)	ND	51	mg/Kg	1	07/03/20	JRB	CTETPH 8015D
Identification	ND		mg/Kg	1	07/03/20	JRB	CTETPH 8015D
QA/QC Surrogates							
% n-Pentacosane	90		%	1	07/03/20	JRB	50 - 150 %
Polynuclear Aromatic HC							
2-Methylnaphthalene	ND	240	ug/Kg	1	07/03/20	WB	SW8270D
Acenaphthene	ND	240	ug/Kg	1	07/03/20	WB	SW8270D
Acenaphthylene	1100	240	ug/Kg	1	07/03/20	WB	SW8270D
Anthracene	ND	240	ug/Kg	1	07/03/20	WB	SW8270D
Benz(a)anthracene	ND	240	ug/Kg	1	07/03/20	WB	SW8270D
Benzo(a)pyrene	770	240	ug/Kg	1	07/03/20	WB	SW8270D
Benzo(b)fluoranthene	420	240	ug/Kg	1	07/03/20	WB	SW8270D
Benzo(ghi)perylene	470	240	ug/Kg	1	07/03/20	WB	SW8270D
Benzo(k)fluoranthene	ND	240	ug/Kg	1	07/03/20	WB	SW8270D
Chrysene	ND	240	ug/Kg	1	07/03/20	WB	SW8270D
Dibenz(a,h)anthracene	ND	240	ug/Kg	1	07/03/20	WB	SW8270D
Fluoranthene	ND	240	ug/Kg	1	07/03/20	WB	SW8270D
Fluorene	ND	240	ug/Kg	1	07/03/20	WB	SW8270D
Indeno(1,2,3-cd)pyrene	590	240	ug/Kg	1	07/03/20	WB	SW8270D
Naphthalene	ND	240	ug/Kg	1	07/03/20	WB	SW8270D
Phenanthrene	ND	240	ug/Kg	1	07/03/20	WB	SW8270D
Pyrene	ND	240	ug/Kg	1	07/03/20	WB	SW8270D

Ver 2

Project ID: ROCKVILLE MGP EVERSOURCE
Client ID: SB-75 (5-7`)

Phoenix I.D.: CG26698

Parameter	Result	RL/ PQL	Units	Dilution	Date/Time	By	
QA/QC Surrogates							
% 2-Fluorobiphenyl	78		%	1	07/03/20	WB	30 - 130 %
% Nitrobenzene-d5	90		%	1	07/03/20	WB	30 - 130 %
% Terphenyl-d14	95		%	1	07/03/20	WB	30 - 130 %

RL/PQL=Reporting/Practical Quantitation Level ND=Not Detected BRL=Below Reporting Level
QA/QC Surrogates: Surrogates are compounds (preceeded with a %) added by the lab to determine analysis efficiency. Surrogate results(%) listed in the report are not "detected" compounds.

Comments:

All soils, solids and sludges are reported on a dry weight basis unless otherwise noted in the sample comments.

If you are the client above and have any questions concerning this testing, please do not hesitate to contact Phoenix Client Services at ext.200.
The contents of this report cannot be discussed with anyone other than the client listed above without their written consent.



Phyllis Shiller, Laboratory Director
July 17, 2020
Reviewed and Released by: Greg Lawrence, Assistant Lab Director

Environmental Laboratories, Inc.
587 East Middle Turnpike, P.O.Box 370, Manchester, CT 06045
Tel. (860) 645-1102 Fax (860) 645-0823

Analysis Report

July 17, 2020

FOR: Attn: Lynn Willey
Tighe & Bond
213 Court St, Suite 1100
Middletown, CT 06457

Sample Information		Custody Information		Date	Time
Matrix:	SOIL	Collected by:		07/02/20	9:05
Location Code:	TIGHE-EVER	Received by:	LB	07/02/20	12:06
Rush Request:	72 Hour	Analyzed by:	see "By" below		
P.O.#:	CW2263960/#1094873				

Laboratory Data

SDG ID: GCG26696
Phoenix ID: CG26699

Project ID: ROCKVILLE MGP EVERSOURCE
Client ID: SB-75 (15-16`)

Parameter	Result	RL/ PQL	Units	Dilution	Date/Time	By	Reference
Percent Solid	94		%		07/02/20	KL	SW846-%Solid
Extraction of CT ETPH	Completed				07/02/20	GG/A/AT	SW3546
Soil Extraction for SVOA PAH	Completed				07/02/20	RR/A/AT	SW3546
SPLP Extraction for Organics	Completed				07/13/20	VT	SW1312
SPLP Semivolatiles (SIM) Ext.	Completed				07/14/20	P/AK	SW3510C/SW3520C
TPH by GC (Extractable Products)							
Ext. Petroleum H.C. (C9-C36)	740	260	mg/Kg	5	07/06/20	JRB	CTETPH 8015D
Identification	**		mg/Kg	5	07/06/20	JRB	CTETPH 8015D
QA/QC Surrogates							
% n-Pentacosane	122		%	5	07/06/20	JRB	50 - 150 %
Polynuclear Aromatic HC							
2-Methylnaphthalene	ND	240	ug/Kg	1	07/03/20	WB	SW8270D
Acenaphthene	ND	240	ug/Kg	1	07/03/20	WB	SW8270D
Acenaphthylene	5700	240	ug/Kg	1	07/03/20	WB	SW8270D
Anthracene	1500	240	ug/Kg	1	07/03/20	WB	SW8270D
Benz(a)anthracene	450	240	ug/Kg	1	07/03/20	WB	SW8270D
Benzo(a)pyrene	4300	240	ug/Kg	1	07/03/20	WB	SW8270D
Benzo(b)fluoranthene	2100	240	ug/Kg	1	07/03/20	WB	SW8270D
Benzo(ghi)perylene	2000	240	ug/Kg	1	07/03/20	WB	SW8270D
Benzo(k)fluoranthene	1600	240	ug/Kg	1	07/03/20	WB	SW8270D
Chrysene	1400	240	ug/Kg	1	07/03/20	WB	SW8270D
Dibenz(a,h)anthracene	700	240	ug/Kg	1	07/03/20	WB	SW8270D
Fluoranthene	400	240	ug/Kg	1	07/03/20	WB	SW8270D
Fluorene	750	240	ug/Kg	1	07/03/20	WB	SW8270D
Indeno(1,2,3-cd)pyrene	1900	240	ug/Kg	1	07/03/20	WB	SW8270D
Naphthalene	ND	240	ug/Kg	1	07/03/20	WB	SW8270D

Ver 2

Project ID: ROCKVILLE MGP EVERSOURCE
Client ID: SB-75 (15-16`)

Phoenix I.D.: CG26699

Parameter	Result	RL/ PQL	Units	Dilution	Date/Time	By	
Phenanthrene	ND	240	ug/Kg	1	07/03/20	WB	SW8270D
Pyrene	1700	240	ug/Kg	1	07/03/20	WB	SW8270D
QA/QC Surrogates							
% 2-Fluorobiphenyl	66		%	1	07/03/20	WB	30 - 130 %
% Nitrobenzene-d5	73		%	1	07/03/20	WB	30 - 130 %
% Terphenyl-d14	83		%	1	07/03/20	WB	30 - 130 %
SPLP Semivolatiles by SIM							
2-Methylnaphthalene	0.58	0.49	ug/L	1	07/15/20	WB	SW8270D (SIM)
Acenaphthene	ND	0.49	ug/L	1	07/15/20	WB	SW8270D (SIM)
Acenaphthylene	2.4	0.29	ug/L	1	07/15/20	WB	SW8270D (SIM)
Anthracene	0.57	0.49	ug/L	1	07/15/20	WB	SW8270D (SIM)
Benz(a)anthracene	0.20	0.05	ug/L	1	07/15/20	WB	SW8270D (SIM)
Benzo(a)pyrene	1.5	0.19	ug/L	1	07/15/20	WB	SW8270D (SIM)
Benzo(b)fluoranthene	0.71	0.07	ug/L	1	07/15/20	WB	SW8270D (SIM)
Benzo(ghi)perylene	0.98	0.47	ug/L	1	07/15/20	WB	SW8270D (SIM)
Benzo(k)fluoranthene	0.58	0.29	ug/L	1	07/15/20	WB	SW8270D (SIM)
Chrysene	0.50	0.49	ug/L	1	07/15/20	WB	SW8270D (SIM)
Dibenz(a,h)anthracene	0.30	0.10	ug/L	1	07/15/20	WB	SW8270D (SIM)
Fluoranthene	ND	0.49	ug/L	1	07/15/20	WB	SW8270D (SIM)
Fluorene	ND	0.49	ug/L	1	07/15/20	WB	SW8270D (SIM)
Indeno(1,2,3-cd)pyrene	1.2	0.10	ug/L	1	07/15/20	WB	SW8270D (SIM)
Naphthalene	ND	0.49	ug/L	1	07/15/20	WB	SW8270D (SIM)
Phenanthrene	ND	0.06	ug/L	1	07/15/20	WB	SW8270D (SIM)
Pyrene	0.82	0.49	ug/L	1	07/15/20	WB	SW8270D (SIM)
QA/QC Surrogates							
% 2-Fluorobiphenyl	51		%	1	07/15/20	WB	30 - 130 %
% Nitrobenzene-d5	74		%	1	07/15/20	WB	30 - 130 %
% Terphenyl-d14	34		%	1	07/15/20	WB	30 - 130 %

RL/PQL=Reporting/Practical Quantitation Level ND=Not Detected BRL=Below Reporting Level
QA/QC Surrogates: Surrogates are compounds (preceeded with a %) added by the lab to determine analysis efficiency. Surrogate results(%) listed in the report are not "detected" compounds.

Comments:

TPH Comment:
**Petroleum hydrocarbon chromatogram contains a multicomponent hydrocarbon distribution in the range of C9 to C36. The sample was quantitated against a C9-C36 alkane hydrocarbon standard.

All soils, solids and sludges are reported on a dry weight basis unless otherwise noted in the sample comments.

If you are the client above and have any questions concerning this testing, please do not hesitate to contact Phoenix Client Services at ext.200.
The contents of this report cannot be discussed with anyone other than the client listed above without their written consent.



Phyllis Shiller, Laboratory Director
July 17, 2020
Reviewed and Released by: Greg Lawrence, Assistant Lab Director

Ver 2

Environmental Laboratories, Inc.
587 East Middle Turnpike, P.O.Box 370, Manchester, CT 06045
Tel. (860) 645-1102 Fax (860) 645-0823

Analysis Report

July 17, 2020

FOR: Attn: Lynn Willey
Tighe & Bond
213 Court St, Suite 1100
Middletown, CT 06457

Sample Information		Custody Information		Date	Time
Matrix:	SOIL	Collected by:		07/02/20	8:21
Location Code:	TIGHE-EVER	Received by:	LB	07/02/20	12:06
Rush Request:	72 Hour	Analyzed by:	see "By" below		
P.O.#:	CW2263960/#1094873				

Laboratory Data

SDG ID: GCG26696
Phoenix ID: CG26700

Project ID: ROCKVILLE MGP EVERSOURCE
Client ID: DUP-1 7/12

Parameter	Result	RL/ PQL	Units	Dilution	Date/Time	By	Reference
Percent Solid	93		%		07/02/20	KL	SW846-%Solid
Extraction of CT ETPH	Completed				07/02/20	GG/A/AT	SW3546
Soil Extraction for SVOA PAH	Completed				07/02/20	RR/A/AT	SW3546
SPLP Extraction for Organics	Completed				07/13/20	VT	SW1312
SPLP Semivolatiles (SIM) Ext.	Completed				07/14/20	P/AK	SW3510C/SW3520C
TPH by GC (Extractable Products)							
Ext. Petroleum H.C. (C9-C36)	87	53	mg/Kg	1	07/03/20	JRB	CTETPH 8015D
Identification	**		mg/Kg	1	07/03/20	JRB	CTETPH 8015D
QA/QC Surrogates							
% n-Pentacosane	95		%	1	07/03/20	JRB	50 - 150 %
Polynuclear Aromatic HC							
2-Methylnaphthalene	ND	240	ug/Kg	1	07/03/20	WB	SW8270D
Acenaphthene	ND	240	ug/Kg	1	07/03/20	WB	SW8270D
Acenaphthylene	810	240	ug/Kg	1	07/03/20	WB	SW8270D
Anthracene	ND	240	ug/Kg	1	07/03/20	WB	SW8270D
Benz(a)anthracene	ND	240	ug/Kg	1	07/03/20	WB	SW8270D
Benzo(a)pyrene	1700	240	ug/Kg	1	07/03/20	WB	SW8270D
Benzo(b)fluoranthene	670	240	ug/Kg	1	07/03/20	WB	SW8270D
Benzo(ghi)perylene	1200	240	ug/Kg	1	07/03/20	WB	SW8270D
Benzo(k)fluoranthene	490	240	ug/Kg	1	07/03/20	WB	SW8270D
Chrysene	380	240	ug/Kg	1	07/03/20	WB	SW8270D
Dibenz(a,h)anthracene	270	240	ug/Kg	1	07/03/20	WB	SW8270D
Fluoranthene	ND	240	ug/Kg	1	07/03/20	WB	SW8270D
Fluorene	ND	240	ug/Kg	1	07/03/20	WB	SW8270D
Indeno(1,2,3-cd)pyrene	1100	240	ug/Kg	1	07/03/20	WB	SW8270D
Naphthalene	ND	240	ug/Kg	1	07/03/20	WB	SW8270D

Project ID: ROCKVILLE MGP EVERSOURCE
Client ID: DUP-1 7/12

Phoenix I.D.: CG26700

Parameter	Result	RL/ PQL	Units	Dilution	Date/Time	By	
Phenanthrene	ND	240	ug/Kg	1	07/03/20	WB	SW8270D
Pyrene	ND	240	ug/Kg	1	07/03/20	WB	SW8270D
QA/QC Surrogates							
% 2-Fluorobiphenyl	56		%	1	07/03/20	WB	30 - 130 %
% Nitrobenzene-d5	54		%	1	07/03/20	WB	30 - 130 %
% Terphenyl-d14	65		%	1	07/03/20	WB	30 - 130 %
SPLP Semivolatiles by SIM							
2-Methylnaphthalene	ND	0.47	ug/L	1	07/15/20	WB	SW8270D (SIM)
Acenaphthene	ND	0.47	ug/L	1	07/15/20	WB	SW8270D (SIM)
Acenaphthylene	ND	0.28	ug/L	1	07/15/20	WB	SW8270D (SIM)
Anthracene	ND	0.47	ug/L	1	07/15/20	WB	SW8270D (SIM)
Benz(a)anthracene	ND	0.05	ug/L	1	07/15/20	WB	SW8270D (SIM)
Benzo(a)pyrene	ND	0.19	ug/L	1	07/15/20	WB	SW8270D (SIM)
Benzo(b)fluoranthene	ND	0.07	ug/L	1	07/15/20	WB	SW8270D (SIM)
Benzo(ghi)perylene	ND	0.45	ug/L	1	07/15/20	WB	SW8270D (SIM)
Benzo(k)fluoranthene	ND	0.28	ug/L	1	07/15/20	WB	SW8270D (SIM)
Chrysene	ND	0.47	ug/L	1	07/15/20	WB	SW8270D (SIM)
Dibenz(a,h)anthracene	ND	0.09	ug/L	1	07/15/20	WB	SW8270D (SIM)
Fluoranthene	ND	0.47	ug/L	1	07/15/20	WB	SW8270D (SIM)
Fluorene	ND	0.47	ug/L	1	07/15/20	WB	SW8270D (SIM)
Indeno(1,2,3-cd)pyrene	ND	0.09	ug/L	1	07/15/20	WB	SW8270D (SIM)
Naphthalene	ND	0.47	ug/L	1	07/15/20	WB	SW8270D (SIM)
Phenanthrene	ND	0.06	ug/L	1	07/15/20	WB	SW8270D (SIM)
Pyrene	ND	0.47	ug/L	1	07/15/20	WB	SW8270D (SIM)
QA/QC Surrogates							
% 2-Fluorobiphenyl	52		%	1	07/15/20	WB	30 - 130 %
% Nitrobenzene-d5	69		%	1	07/15/20	WB	30 - 130 %
% Terphenyl-d14	68		%	1	07/15/20	WB	30 - 130 %

RL/PQL=Reporting/Practical Quantitation Level ND=Not Detected BRL=Below Reporting Level
QA/QC Surrogates: Surrogates are compounds (preceeded with a %) added by the lab to determine analysis efficiency. Surrogate results(%) listed in the report are not "detected" compounds.

Comments:

TPH Comment:
**Petroleum hydrocarbon chromatogram contains a multicomponent hydrocarbon distribution in the range of C9 to C36. The sample was quantitated against a C9-C36 alkane hydrocarbon standard.

All soils, solids and sludges are reported on a dry weight basis unless otherwise noted in the sample comments.

If you are the client above and have any questions concerning this testing, please do not hesitate to contact Phoenix Client Services at ext.200.
The contents of this report cannot be discussed with anyone other than the client listed above without their written consent.



Phyllis Shiller, Laboratory Director
July 17, 2020
Reviewed and Released by: Greg Lawrence, Assistant Lab Director

Ver 2

Environmental Laboratories, Inc.
587 East Middle Turnpike, P.O.Box 370, Manchester, CT 06045
Tel. (860) 645-1102 Fax (860) 645-0823

QA/QC Report

July 17, 2020

QA/QC Data

SDG I.D.: GCG26696

Parameter	Blank	Blk RL	LCS %	LCSD %	LCS RPD	MS %	MSD %	MS RPD	% Rec Limits	% RPD Limits	
QA/QC Batch 536047 (mg/Kg), QC Sample No: CG26443 (CG26696, CG26697, CG26698, CG26699, CG26700)											
TPH by GC (Extractable Products) - Soil											
Ext. Petroleum H.C. (C9-C36)	ND	50	98	84	15.4	58	75	25.6	60 - 120	30	
% n-Pentacosane	97	%	108	93	14.9	63	70	10.5	50 - 150	30	
Comment:											
Additional surrogate criteria: LCS acceptance range is 60-120% MS acceptance range 50-150%. The ETPH/DRO LCS has been normalized based on the alkane calibration.											
QA/QC Batch 536051 (ug/kg), QC Sample No: CG26621 (CG26696, CG26697, CG26698, CG26699, CG26700)											
Polynuclear Aromatic HC - Soil											
2-Methylnaphthalene	ND	230	82	87	5.9	78	75	3.9	40 - 140	30	
Acenaphthene	ND	230	80	85	6.1	78	74	5.3	30 - 130	30	
Acenaphthylene	ND	230	81	84	3.6	80	75	6.5	40 - 140	30	
Anthracene	ND	230	82	85	3.6	82	74	10.3	40 - 140	30	
Benz(a)anthracene	ND	230	80	83	3.7	80	75	6.5	40 - 140	30	
Benzo(a)pyrene	ND	230	88	93	5.5	87	81	7.1	40 - 140	30	
Benzo(b)fluoranthene	ND	230	99	104	4.9	97	90	7.5	40 - 140	30	
Benzo(ghi)perylene	ND	230	79	87	9.6	83	75	10.1	40 - 140	30	
Benzo(k)fluoranthene	ND	230	65	68	4.5	62	56	10.2	40 - 140	30	
Chrysene	ND	230	82	87	5.9	81	75	7.7	40 - 140	30	
Dibenz(a,h)anthracene	ND	230	82	89	8.2	85	77	9.9	40 - 140	30	
Fluoranthene	ND	230	85	90	5.7	86	79	8.5	40 - 140	30	
Fluorene	ND	230	77	80	3.8	77	71	8.1	40 - 140	30	
Indeno(1,2,3-cd)pyrene	ND	230	67	73	8.6	70	62	12.1	40 - 140	30	
Naphthalene	ND	230	71	76	6.8	66	65	1.5	40 - 140	30	
Phenanthrene	ND	230	79	82	3.7	78	72	8.0	40 - 140	30	
Pyrene	ND	230	87	93	6.7	88	81	8.3	30 - 130	30	
% 2-Fluorobiphenyl	74	%	78	83	6.2	76	71	6.8	30 - 130	30	
% Nitrobenzene-d5	61	%	70	84	18.2	72	73	1.4	30 - 130	30	
% Terphenyl-d14	101	%	96	100	4.1	96	88	8.7	30 - 130	30	
Comment:											
Additional 8270 criteria: 20% of compounds can be outside of acceptance criteria as long as recovery is at least 10%. (Acid surrogates acceptance range for aqueous samples: 15-110%, for soils 30-130%)											
QA/QC Batch 537343 (ug/L), QC Sample No: CG33004 (CG26696, CG26699, CG26700)											
Semivolatiles by SIM, PAH - SPLP											
2-Methylnaphthalene	ND	0.50	43	58	29.7				30 - 130	20	r
Acenaphthene	ND	0.50	57	62	8.4				30 - 130	20	
Acenaphthylene	ND	0.30	57	62	8.4				30 - 130	20	
Anthracene	ND	0.50	66	68	3.0				30 - 130	20	
Benz(a)anthracene	ND	0.02	66	66	0.0				30 - 130	20	
Benzo(a)pyrene	ND	0.02	72	70	2.8				30 - 130	20	
Benzo(b)fluoranthene	ND	0.02	82	79	3.7				30 - 130	20	
Benzo(ghi)perylene	ND	0.48	65	64	1.6				30 - 130	20	

QA/QC Data

SDG I.D.: GCG26696

Parameter	Blank	Blk RL	LCS %	LCSD %	LCS RPD	MS %	MSD %	MS RPD	% Rec Limits	% RPD Limits	
Benzo(k)fluoranthene	ND	0.02	53	50	5.8				30 - 130	20	
Chrysene	ND	0.02	61	58	5.0				30 - 130	20	
Dibenz(a,h)anthracene	ND	0.10	79	79	0.0				30 - 130	20	
Fluoranthene	ND	0.50	67	69	2.9				30 - 130	20	
Fluorene	ND	0.50	61	65	6.3				30 - 130	20	
Indeno(1,2,3-cd)pyrene	ND	0.02	77	77	0.0				30 - 130	20	
Naphthalene	ND	0.50	40	65	47.6				30 - 130	20	r
Phenanthrene	ND	0.06	70	72	2.8				30 - 130	20	
Pyrene	ND	0.50	69	71	2.9				30 - 130	20	
% 2-Fluorobiphenyl	56	%	46	52	12.2				30 - 130	20	
% Nitrobenzene-d5	76	%	45	63	33.3				30 - 130	20	r
% Terphenyl-d14	81	%	75	79	5.2				30 - 130	20	

Comment:

Additional 8270 criteria:20% of compounds can be outside of acceptance criteria as long as recovery is at least 10%. (Acid surrogates acceptance range for aqueous samples: 15-110%, for soils 30-130%)

r = This parameter is outside laboratory RPD specified recovery limits.

If there are any questions regarding this data, please call Phoenix Client Services at extension 200.

RPD - Relative Percent Difference
LCS - Laboratory Control Sample
LCSD - Laboratory Control Sample Duplicate
MS - Matrix Spike
MS Dup - Matrix Spike Duplicate
NC - No Criteria
Intf - Interference

Phyllis Shiller, Laboratory Director
July 17, 2020

Friday, July 17, 2020

Criteria: CT: GBM, RC

State: CT

Sample Criteria Exceedances Report

GCG26696 - TIGHE-EVER

SampNo	Acode	Phoenix Analyte	Criteria	Result	RL	Criteria	RL Criteria	Analysis Units
CG26696	$8100SMR	Benzo(a)pyrene	CT / RSR DEC RES (mg/kg) / Semivolatiles	1500	250	1000	1000	ug/Kg
CG26696	$8100SMR	Benzo(ghi)perylene	CT / RSR GB (mg/kg) / APS Organics	1100	250	1000	1000	ug/Kg
CG26696	$8100SMR	Benzo(a)pyrene	CT / RSR GB (mg/kg) / Semivolatiles	1500	250	1000	1000	ug/Kg
CG26699	$8100SMR	Indeno(1,2,3-cd)pyrene	CT / RSR DEC RES (mg/kg) / APS Organics	1900	240	1000	1000	ug/Kg
CG26699	$8100SMR	Benzo(a)pyrene	CT / RSR DEC RES (mg/kg) / Semivolatiles	4300	240	1000	1000	ug/Kg
CG26699	$8100SMR	Benzo(b)fluoranthene	CT / RSR DEC RES (mg/kg) / Semivolatiles	2100	240	1000	1000	ug/Kg
CG26699	$8100SMR	Chrysene	CT / RSR GB (mg/kg) / APS Organics	1400	240	1000	1000	ug/Kg
CG26699	$8100SMR	Benzo(ghi)perylene	CT / RSR GB (mg/kg) / APS Organics	2000	240	1000	1000	ug/Kg
CG26699	$8100SMR	Indeno(1,2,3-cd)pyrene	CT / RSR GB (mg/kg) / APS Organics	1900	240	1000	1000	ug/Kg
CG26699	$8100SMR	Benzo(b)fluoranthene	CT / RSR GB (mg/kg) / Semivolatiles	2100	240	1000	1000	ug/Kg
CG26699	$8100SMR	Benzo(a)pyrene	CT / RSR GB (mg/kg) / Semivolatiles	4300	240	1000	1000	ug/Kg
CG26699	$8100SMR	Benzo(k)fluoranthene	CT / RSR GB (mg/kg) / Semivolatiles	1600	240	1000	1000	ug/Kg
CG26699	$ETPH_SMR	Ext. Petroleum H.C. (C9-C36)	CT / RSR DEC RES (mg/kg) / Pest/PCB/TPH	740	260	500	500	mg/Kg
CG26700	$8100SMR	Indeno(1,2,3-cd)pyrene	CT / RSR DEC RES (mg/kg) / APS Organics	1100	240	1000	1000	ug/Kg
CG26700	$8100SMR	Benzo(a)pyrene	CT / RSR DEC RES (mg/kg) / Semivolatiles	1700	240	1000	1000	ug/Kg
CG26700	$8100SMR	Indeno(1,2,3-cd)pyrene	CT / RSR GB (mg/kg) / APS Organics	1100	240	1000	1000	ug/Kg
CG26700	$8100SMR	Benzo(ghi)perylene	CT / RSR GB (mg/kg) / APS Organics	1200	240	1000	1000	ug/Kg
CG26700	$8100SMR	Benzo(a)pyrene	CT / RSR GB (mg/kg) / Semivolatiles	1700	240	1000	1000	ug/Kg

Phoenix Laboratories does not assume responsibility for the data contained in this exceedance report. It is provided as an additional tool to identify requested criteria exceedences. All efforts are made to ensure the accuracy of the data (obtained from appropriate agencies). A lack of exceedence information does not necessarily suggest conformance to the criteria. It is ultimately the site professional's responsibility to determine appropriate compliance.

REASONABLE CONFIDENCE PROTOCOL
LABORATORY ANALYSIS QA/QC CERTIFICATION FORM

Laboratory Name: Phoenix Environmental Labs, Inc. ***Client:*** Tighe & Bond

Project Location: ROCKVILLE MGP EVERSOURCE ***Project Number:***

Laboratory Sample ID(s): CG26696-CG26700 ***Sampling Date(s):*** 7/2/2020

List RCP Methods Used (e.g., 8260, 8270, et cetera) 1311/1312, 8270, ETPH

1	**For each analytical method referenced in this laboratory report package, were all specified QA/QC performance criteria followed, including the requirement to explain any criteria falling outside of acceptable guidelines, as specified in the CT DEP method-specific Reasonable Confidence Protocol documents?**	☑ Yes ☐ No
1A	**Were the method specified preservation and holding time requirements met?**	☑ Yes ☐ No
1B	***VPH and EPH methods only:*** **Was the VPH or EPH method conducted without significant modifications (see section 11.3 of respective RCP methods)**	☐ Yes ☐ No ☑ NA
2	**Were all samples received by the laboratory in a condition consistent with that described on the associated Chain-of-Custody document(s)?**	☑ Yes ☐ No
3	**Were samples received at an appropriate temperature (< 6 Degrees C)?**	☑ Yes ☐ No ☐ NA
4	**Were all QA/QC performance criteria specified in the Reasonable Confidence Protocol documents acheived? See Section: SVOASIM Narration.**	☐ Yes ☑ No
5	**a) Were reporting limits specified or referenced on the chain-of-custody?** **b) Were these reporting limits met?**	☑ Yes ☐ No ☑ Yes ☐ No
6	**For each analytical method referenced in this laboratory report package, were results reported for all constituents identified in the method-specific analyte lists presented in the Reasonable Confidence Protocol documents?**	☐ Yes ☑ No
7	**Are project-specific matrix spikes and laboratory duplicates included in the data set?**	☐ Yes ☑ No

Notes: For all questions to which the response was "No" (with the exception of question #7), additional information must be provided in an attached narrative. If the answer to question #1, #1A or 1B is "No", the data package does not meet the requirements for "Reasonable Confidence". This form may not be altered and all questions must be answered.

I, the undersigned, attest under the pains and penalties of perjury that, to the best of my knowledge and belief and based upon my personal inquiry of those responsible for providing the information contained in this analytical report, such information is accurate and complete.

Authorized Signature:  **Position:** Assistant Lab Director

Printed Name: Greg Lawrence **Date:** Friday, July 17, 2020

Name of Laboratory Phoenix Environmental Labs, Inc.

This certification form is to be used for RCP methods only.

CTDEP RCP Laboratory Analysis QA/QC Certification Form - November 2007
Laboratory Quality Assurance and Quality Control Guidance Reasonable Confidence Protocols

Environmental Laboratories, Inc.
587 East Middle Turnpike, P.O.Box 370, Manchester, CT 06045
Tel. (860) 645-1102 Fax (860) 645-0823

NY # 11301

RCP Certification Report

July 17, 2020

SDG I.D.: GCG26696

SDG Comments

8270 Semi-volatile Organics:
The client requested a short list for 8270 RCP Semivolatile. Only the PAH constituents are reported as requested on the chain-of-custody.

ETPH Narration

Were all QA/QC performance criteria specified in the Reasonable Confidence Protocol documents achieved? Yes.

Instrument:

AU-FID22 07/02/20-1 Jeff Bucko, Chemist 07/02/20

CG26696 (1X), CG26697 (1X), CG26698 (1X), CG26700 (1X)

The initial calibration (ETPH624I) RSD for the compound list was less than 30% except for the following compounds: None.
As per section 7.2.3, a discrimination check standard was run (702A004_1) and contained the following outliers: None.
The continuing calibration %D for the compound list was less than 30% except for the following compounds:None.

AU-FID22 07/06/20-1 Jeff Bucko, Chemist 07/06/20

CG26699 (5X)

The initial calibration (ETPH624I) RSD for the compound list was less than 30% except for the following compounds: None.
As per section 7.2.3, a discrimination check standard was run (706A004_1) and contained the following outliers: None.
The continuing calibration %D for the compound list was less than 30% except for the following compounds:None.

QC (Batch Specific):

Batch 536047 (CG26443)

CG26696, CG26697, CG26698, CG26699, CG26700

All LCS recoveries were within 60 - 120 with the following exceptions: None.
All LCSD recoveries were within 60 - 120 with the following exceptions: None.
All LCS/LCSD RPDs were less than 30% with the following exceptions: None.
Additional surrogate criteria: LCS acceptance range is 60-120% MS acceptance range 50-150%. The ETPH/DRO LCS has been normalized based on the alkane calibration.

SVOA Narration

Were all QA/QC performance criteria specified in the Reasonable Confidence Protocol documents achieved? Yes.

Instrument:

CHEM69 07/02/20-2 Wes Bryon, Chemist 07/02/20

CG26696 (1X), CG26697 (1X), CG26698 (1X), CG26699 (1X), CG26700 (1X)

Initial Calibration Evaluation (CHEM69/69_BN_0629):
100% of target compounds met criteria.
The following compounds had %RSDs >20%: None.
The following compounds did not meet recommended response factors: None.
The following compounds did not meet a minimum response factors: None.

Continuing Calibration Verification (CHEM69/0702_33-69_BN_0629):
Internal standard areas were within 50 to 200% of the initial calibration with the following exceptions: None.
100% of target compounds met criteria.
The following compounds did not meet % deviation criteria: None.
The following compounds did not meet maximum % deviations: None.

Environmental Laboratories, Inc.
587 East Middle Turnpike, P.O.Box 370, Manchester, CT 06045
Tel. (860) 645-1102 Fax (860) 645-0823

ACCREDITED IN ACCORDANCE WITH nelac NY # 11301

RCP Certification Report

July 17, 2020

SDG I.D.: GCG26696

SVOA Narration

The following compounds did not meet recommended response factors: None.
The following compounds did not meet minimum response factors: None.

QC (Batch Specific):

Batch 536051 (CG26621)

CG26696, CG26697, CG26698, CG26699, CG26700

All LCS recoveries were within 40 - 140 with the following exceptions: None.
All LCSD recoveries were within 40 - 140 with the following exceptions: None.
All LCS/LCSD RPDs were less than 30% with the following exceptions: None.
Additional 8270 criteria: 20% of compounds can be outside of acceptance criteria as long as recovery is at least 10%. (Acid surrogates acceptance range for aqueous samples: 15-110%, for soils 30-130%)

SVOASIM Narration

Were all QA/QC performance criteria specified in the Reasonable Confidence Protocol documents achieved? No.

QC Batch 537343 (Samples: CG26696, CG26699, CG26700): -----

The LCS/LCSD RPD exceeds the method criteria for one analyte, but this analyte was not reported in the sample(s) so no variability is suspected. (Naphthalene)

The LCS/LCSD RPD exceeds the method criteria for one analyte and a surrogate, therefore there may be variability in the reported result. (2-Methylnaphthalene, % Nitrobenzene-d5)

Instrument:

CHEM27 07/15/20-1 Wes Bryon, Chemist 07/15/20

CG26696 (1X), CG26699 (1X), CG26700 (1X)

For 8270 BN list, benzidine peak tailing was evaluated in the DFTPP tune and was found to be in control.

Initial Calibration Evaluation (CHEM27/27_BNSIM18_0604):
100% of target compounds met criteria.
The following compounds had %RSDs >20%: None.
The following compounds did not meet recommended response factors: None.
The following compounds did not meet a minimum response factors: None.

Continuing Calibration Verification (CHEM27/0715_03-27_BNSIM18_0604):
Internal standard areas were within 50 to 200% of the initial calibration with the following exceptions: None.
100% of target compounds met criteria.
The following compounds did not meet % deviation criteria: None.
The following compounds did not meet maximum % deviations: None.
The following compounds did not meet recommended response factors: None.
The following compounds did not meet minimum response factors: None.

QC (Batch Specific):

Batch 537343 (CG33004)

CG26696, CG26699, CG26700

All LCS recoveries were within 30 - 130 with the following exceptions: None.

Environmental Laboratories, Inc.
587 East Middle Turnpike, P.O.Box 370, Manchester, CT 06045
Tel. (860) 645-1102 Fax (860) 645-0823

NY # 11301

RCP Certification Report

July 17, 2020

SDG I.D.: GCG26696

SVOASIM Narration

All LCSD recoveries were within 30 - 130 with the following exceptions: None.
All LCS/LCSD RPDs were less than 20% with the following exceptions: % Nitrobenzene-d5(33.3%), 2-Methylnaphthalene(29.7%), Naphthalene(47.6%)
Additional 8270 criteria:20% of compounds can be outside of acceptance criteria as long as recovery is at least 10%. (Acid surrogates acceptance range for aqueous samples: 15-110%, for soils 30-130%)

Temperature Narration

The samples were received at 3.9C with cooling initiated.
(Note acceptance criteria for relevant matrices is above freezing up to 6°C)

Cooler: Yes ☒ No ☐
Coolant: IPK ☐ ICE ☒ No ☐
Temp 3.6°C Pg of

PHOENIX
Environmental Laboratories, Inc.

CHAIN OF CUSTODY RECORD

587 East Middle Turnpike, P.O. Box 370, Manchester, CT 06040
Email: info@phoenixlabs.com Fax (860) 645-0823
Client Services (860) 645-8726

Data Delivery/Contact Options:
☐ Fax:
☐ Phone: Dora.Bischoff@Eversource.com
☒ Email: Lynn.May@tnb.com

Customer: Tighe & Bond
Address: 213 Court Street Suite 1100
Middletown CT 06457

Project: Reconductor Mapp Transmission
Report to: Lynn May / Dora Bischoff
Invoice to: Tighe & Bond
QUOTE # EVC875208A

Project P.O: CW2063969 / P1044473

This section MUST be completed with Bottle Quantities.

Client Sample - Information - Identification

Sampler's Signature: [signature] Date: 7/21/20

Analysis Request

Matrix Code:
DW=Drinking Water **GW**=Ground Water **SW**=Surface Water **WW**=Waste Water
RW=Raw Water **SE**=Sediment **SL**=Sludge **S**=Soil **SD**=Solid **W**=Wipe **OIL**=Oil
B=Bulk **L**=Liquid **X** = _____(Other)

PHOENIX USE ONLY SAMPLE #	Customer Sample Identification	Sample Matrix	Date Sampled	Time Sampled	ETPH	PAH	GL Amber 8 oz w/H3PO4	Soil VOA Vials [ ] methanol [ ] H2O	GL Soil container ( ) oz	GL Soil container ( ) oz	40 ml VOA Vial [ ] As is [ ] HCl	GL Amber 1000ml [ ] As is [ ] H2SO4	PL As is [ ] 250ml [ ] 500ml [ ] 1000ml	PL H2SO4 [ ] 250ml [ ] 500ml [ ] 1000ml	PL HNO3 250ml	PL NaOH 250ml	Bacteria Bottle w/thio	Bacteria Bottle as is
260696	SB-73 (10-11.5')	S	7/21/20	9:20	X	X						1						
260697	SB-74 (12-14')	"	"	07:55	X	X						1						
260698	SB-75 (5-7')	"	"	9:55	X	X						1						
260699	SB-75 (15-16')	"	"	9:05	X	X						1						
260700	Dup-1 7/21	"	"	9:21	X	X						1						

Relinquished by:	Accepted by:	Date:	Time:
[signature]	[signature]	7/22/20	12:16

Comments, Special Requirements or Regulations:

Turnaround Time:
☐ 1 Day*
☐ 2 Days*
☐ 3 Days*
☒ Standard
☐ Other
* SURCHARGE APPLIES

RI
☐ (Residential) Direct Exposure
☐ (Comm/Industrial) Direct Exposure
☐ GA Leachability
☐ GB Leachability
☐ GA-GW Objectives
☐ GB-GW Objectives

CT
☒ RCP Cert
☐ GW Protection
☐ SW Protection
☐ GA Mobility
☒ GB Mobility
☒ Residential DEC
☐ I/C DEC
☐ Other

MA
☐ MCP Certification
☐ GW-1 ☐ MWRA eSMART
☐ GW-2
☐ GW-3
☐ S-1 GW-1 ☐ S-1 GW-2 ☐ S-1 GW-3
☐ S-2 GW-1 ☐ S-2 GW-2 ☐ S-2 GW-3
☐ S-3 GW-1 ☐ S-3 GW-2 ☐ S-3 GW-3
☐ SW Protection

State where samples were collected: CT

Data Format
☒ Excel
☒ PDF
☐ GISKey
☐ EQuIS
☒ Other Water
Data Package
☐ Tier II Checklist
☐ Full Data Package*
☒ Phoenix Std Report
☐ Other
* SURCHARGE APPLIES

Bobbi Aloisa

From: Lynn E. Willey <LEWilley@tighebond.com>
Sent: Monday, July 13, 2020 5:35 PM
To: Shannon Wilhelm; Sarah Bell
Cc: Greg Lawrence; Blicharz, Andrew P; Bobbi Aloisa
Subject: FW: Phoenix Labs - GCG26696, ROCKVILLE MGP EVERSOURCE - Report Ready

Hi Shannon and Sarah:

Please complete analysis of SPLP PAHs on these three samples.

- CG26696 - SB-73 (10-11.5`)
- CG26699 - SB-75 (15-16`)
- CG26700 - DUP-1 7/12

They are still in hold time.

Thank you.

Lynn E. Willey, P.G., LEP | Senior Environmental Scientist
Tighe & Bond | 213 Court Street Suite 1100 | Middletown, CT 06457
| 860.852.5214 | 860-729-7502 (cell)
www.tighebond.com | Follow us on: Twitter Facebook LinkedIn

From: clientservices@phoenixlabs.com <clientservices@phoenixlabs.com>
Sent: Tuesday, July 7, 2020 3:34 PM
To: Lynn E. Willey <LEWilley@tighebond.com>
Subject: Phoenix Labs - GCG26696, ROCKVILLE MGP EVERSOURCE - Report Ready

[Caution - External Sender]

Delivery group GCG26696 (ROCKVILLE MGP EVERSOURCE) for the following samples:

CG26696 - SB-73 (10-11.5`)
CG26697 - SB-74 (12-14`)
CG26698 - SB-75 (5-7`)
CG26699 - SB-75 (15-16`)
CG26700 - DUP-1 7/12

is available for review. Please click the following link to view report data.

www.PhoenixLabs.com

Note: The default password is your email address. You may change it after logging in.

Please take a moment to give us some feedback on your experience with Phoenix Environmental Laboratories, Inc. Your input is valuable to us!
www.phoenixlabs.com/CustomerSurvey

Phoenix Environmental Laboratories, Inc.
587 East Middle Turnpike
P.O. Box 370
Manchester, CT 06374
Tel. (860) 645-1102
Fax. (860) 645-0823
www.phoenixlabs.com

Please do not reply to this email.
cc'd:lewilley@tighebond.com;dean.bebis@eversource.com;drew.blicharz@eversource.com

PHOENIX
Environmental Laboratories, Inc.

Monday, October 19, 2020

Attn: Lynn Willey
Tighe & Bond
213 Court St, Suite 1100
Middletown, CT 06457

Project ID: **ROCKVILLE MGP EVERSOURCE**
SDG ID: **GCG97411**
Sample ID#s: CG97412 - CG97413

This laboratory is in compliance with the NELAC requirements of procedures used except where indicated.

This report contains results for the parameters tested, under the sampling conditions described on the Chain Of Custody, as received by the laboratory. This report is incomplete unless all pages indicated in the pagination at the bottom of the page are included.

All soils, solids and sludges are reported on a dry weight basis unless otherwise noted in the sample comments.

A scanned version of the COC form accompanies the analytical report and is an exact duplicate of the original.

If you are the client above and have any questions concerning this testing, please do not hesitate to contact Phoenix Client Services at ext.200. The contents of this report cannot be discussed with anyone other than the client listed above without their written consent.

Sincerely yours,

Phyllis Shiller
Laboratory Director

NELAC - #NY11301
CT Lab Registration #PH-0618
MA Lab Registration #M-CT007
ME Lab Registration #CT-007
NH Lab Registration #213693-A,B
NJ Lab Registration #CT-003
NY Lab Registration #11301
PA Lab Registration #68-03530
RI Lab Registration #63
UT Lab Registration #CT00007
VT Lab Registration #VT11301



Environmental Laboratories, Inc.
587 East Middle Turnpike, P.O.Box 370, Manchester, CT 06045
Tel. (860) 645-1102 Fax (860) 645-0823

Sample Id Cross Reference

October 19, 2020

SDG I.D.: GCG97411

Project ID: ROCKVILLE MGP EVERSOURCE

Client Id	Lab Id	Matrix
MW-43 (26-29`)	CG97412	SOIL
MW-43 (35-37`)	CG97413	SOIL

Environmental Laboratories, Inc.
587 East Middle Turnpike, P.O.Box 370, Manchester, CT 06045
Tel. (860) 645-1102 Fax (860) 645-0823

Analysis Report

October 19, 2020

FOR: Attn: Lynn Willey
Tighe & Bond
213 Court St, Suite 1100
Middletown, CT 06457

Sample Information		Custody Information		Date	Time
Matrix:	SOIL	Collected by:		10/15/20	9:55
Location Code:	TIGHE-EVER	Received by:	B	10/15/20	14:10
Rush Request:	72 Hour	Analyzed by:	see "By" below		
P.O.#:	10948703				

Laboratory Data

SDG ID: GCG97411
Phoenix ID: CG97412

Project ID: ROCKVILLE MGP EVERSOURCE
Client ID: MW-43 (26-29`)

Parameter	Result	RL/ PQL	Units	Dilution	Date/Time	By	Reference
Percent Solid	83		%		10/15/20	CAJ	SW846-%Solid
Extraction of CT ETPH	Completed				10/15/20	G/L	SW3546
Soil Extraction for SVOA PAH	Completed				10/15/20	K/M	SW3546
TPH by GC (Extractable Products)							
Ext. Petroleum H.C. (C9-C36)	ND	60	mg/Kg	1	10/16/20	JRB	CTETPH 8015D
Identification	ND		mg/Kg	1	10/16/20	JRB	CTETPH 8015D
QA/QC Surrogates							
% n-Pentacosane	64		%	1	10/16/20	JRB	50 - 150 %
Volatiles							
1,1,1,2-Tetrachloroethane	ND	7.2	ug/Kg	1	10/15/20	HM	SW8260C
1,1,1-Trichloroethane	ND	7.2	ug/Kg	1	10/15/20	HM	SW8260C
1,1,2,2-Tetrachloroethane	ND	4.3	ug/Kg	1	10/15/20	HM	SW8260C
1,1,2-Trichloroethane	ND	7.2	ug/Kg	1	10/15/20	HM	SW8260C
1,1-Dichloroethane	ND	7.2	ug/Kg	1	10/15/20	HM	SW8260C
1,1-Dichloroethene	ND	7.2	ug/Kg	1	10/15/20	HM	SW8260C
1,1-Dichloropropene	ND	7.2	ug/Kg	1	10/15/20	HM	SW8260C
1,2,3-Trichlorobenzene	ND	7.2	ug/Kg	1	10/15/20	HM	SW8260C
1,2,3-Trichloropropane	ND	7.2	ug/Kg	1	10/15/20	HM	SW8260C
1,2,4-Trichlorobenzene	ND	7.2	ug/Kg	1	10/15/20	HM	SW8260C
1,2,4-Trimethylbenzene	ND	7.2	ug/Kg	1	10/15/20	HM	SW8260C
1,2-Dibromo-3-chloropropane	ND	7.2	ug/Kg	1	10/15/20	HM	SW8260C
1,2-Dibromoethane	ND	7.0	ug/Kg	1	10/15/20	HM	SW8260C
1,2-Dichlorobenzene	ND	7.2	ug/Kg	1	10/15/20	HM	SW8260C
1,2-Dichloroethane	ND	7.2	ug/Kg	1	10/15/20	HM	SW8260C
1,2-Dichloropropane	ND	7.2	ug/Kg	1	10/15/20	HM	SW8260C
1,3,5-Trimethylbenzene	ND	7.2	ug/Kg	1	10/15/20	HM	SW8260C

Project ID: ROCKVILLE MGP EVERSOURCE
Client ID: MW-43 (26-29`)

Phoenix I.D.: CG97412

Parameter	Result	RL/ PQL	Units	Dilution	Date/Time	By	
1,3-Dichlorobenzene	ND	7.2	ug/Kg	1	10/15/20	HM	SW8260C
1,3-Dichloropropane	ND	7.2	ug/Kg	1	10/15/20	HM	SW8260C
1,4-Dichlorobenzene	ND	7.2	ug/Kg	1	10/15/20	HM	SW8260C
2,2-Dichloropropane	ND	7.2	ug/Kg	1	10/15/20	HM	SW8260C
2-Chlorotoluene	ND	7.2	ug/Kg	1	10/15/20	HM	SW8260C
2-Hexanone	ND	36	ug/Kg	1	10/15/20	HM	SW8260C
2-Isopropyltoluene	ND	7.2	ug/Kg	1	10/15/20	HM	SW8260C
4-Chlorotoluene	ND	7.2	ug/Kg	1	10/15/20	HM	SW8260C
4-Methyl-2-pentanone	ND	36	ug/Kg	1	10/15/20	HM	SW8260C
Acetone	ND	360	ug/Kg	1	10/15/20	HM	SW8260C
Acrylonitrile	ND	7.2	ug/Kg	1	10/15/20	HM	SW8260C
Benzene	ND	7.2	ug/Kg	1	10/15/20	HM	SW8260C
Bromobenzene	ND	7.2	ug/Kg	1	10/15/20	HM	SW8260C
Bromochloromethane	ND	7.2	ug/Kg	1	10/15/20	HM	SW8260C
Bromodichloromethane	ND	7.2	ug/Kg	1	10/15/20	HM	SW8260C
Bromoform	ND	7.2	ug/Kg	1	10/15/20	HM	SW8260C
Bromomethane	ND	7.2	ug/Kg	1	10/15/20	HM	SW8260C
Carbon Disulfide	ND	7.2	ug/Kg	1	10/15/20	HM	SW8260C
Carbon tetrachloride	ND	7.2	ug/Kg	1	10/15/20	HM	SW8260C
Chlorobenzene	ND	7.2	ug/Kg	1	10/15/20	HM	SW8260C
Chloroethane	ND	7.2	ug/Kg	1	10/15/20	HM	SW8260C
Chloroform	ND	7.2	ug/Kg	1	10/15/20	HM	SW8260C
Chloromethane	ND	7.2	ug/Kg	1	10/15/20	HM	SW8260C
cis-1,2-Dichloroethene	ND	7.2	ug/Kg	1	10/15/20	HM	SW8260C
cis-1,3-Dichloropropene	ND	7.2	ug/Kg	1	10/15/20	HM	SW8260C
Dibromochloromethane	ND	4.3	ug/Kg	1	10/15/20	HM	SW8260C
Dibromomethane	ND	7.2	ug/Kg	1	10/15/20	HM	SW8260C
Dichlorodifluoromethane	ND	7.2	ug/Kg	1	10/15/20	HM	SW8260C
Ethylbenzene	ND	7.2	ug/Kg	1	10/15/20	HM	SW8260C
Hexachlorobutadiene	ND	7.2	ug/Kg	1	10/15/20	HM	SW8260C
Isopropylbenzene	ND	7.2	ug/Kg	1	10/15/20	HM	SW8260C
m&p-Xylene	ND	7.2	ug/Kg	1	10/15/20	HM	SW8260C
Methyl Ethyl Ketone	ND	43	ug/Kg	1	10/15/20	HM	SW8260C
Methyl t-butyl ether (MTBE)	ND	14	ug/Kg	1	10/15/20	HM	SW8260C
Methylene chloride	ND	14	ug/Kg	1	10/15/20	HM	SW8260C
Naphthalene	ND	7.2	ug/Kg	1	10/15/20	HM	SW8260C
n-Butylbenzene	ND	7.2	ug/Kg	1	10/15/20	HM	SW8260C
n-Propylbenzene	ND	7.2	ug/Kg	1	10/15/20	HM	SW8260C
o-Xylene	ND	7.2	ug/Kg	1	10/15/20	HM	SW8260C
p-Isopropyltoluene	ND	7.2	ug/Kg	1	10/15/20	HM	SW8260C
sec-Butylbenzene	ND	7.2	ug/Kg	1	10/15/20	HM	SW8260C
Styrene	ND	7.2	ug/Kg	1	10/15/20	HM	SW8260C
tert-Butylbenzene	ND	7.2	ug/Kg	1	10/15/20	HM	SW8260C
Tetrachloroethene	ND	7.2	ug/Kg	1	10/15/20	HM	SW8260C
Tetrahydrofuran (THF)	ND	14	ug/Kg	1	10/15/20	HM	SW8260C
Toluene	ND	7.2	ug/Kg	1	10/15/20	HM	SW8260C
Total Xylenes	ND	7.2	ug/Kg	1	10/15/20	HM	SW8260C
trans-1,2-Dichloroethene	ND	7.2	ug/Kg	1	10/15/20	HM	SW8260C
trans-1,3-Dichloropropene	ND	7.2	ug/Kg	1	10/15/20	HM	SW8260C

Project ID: ROCKVILLE MGP EVERSOURCE
Client ID: MW-43 (26-29`)
Phoenix I.D.: CG97412

Parameter	Result	RL/ PQL	Units	Dilution	Date/Time	By	
trans-1,4-dichloro-2-butene	ND	14	ug/Kg	1	10/15/20	HM	SW8260C
Trichloroethene	ND	7.2	ug/Kg	1	10/15/20	HM	SW8260C
Trichlorofluoromethane	ND	7.2	ug/Kg	1	10/15/20	HM	SW8260C
Trichlorotrifluoroethane	ND	14	ug/Kg	1	10/15/20	HM	SW8260C
Vinyl chloride	ND	7.2	ug/Kg	1	10/15/20	HM	SW8260C
QA/QC Surrogates							
% 1,2-dichlorobenzene-d4	95		%	1	10/15/20	HM	70 - 130 %
% Bromofluorobenzene	97		%	1	10/15/20	HM	70 - 130 %
% Dibromofluoromethane	97		%	1	10/15/20	HM	70 - 130 %
% Toluene-d8	94		%	1	10/15/20	HM	70 - 130 %
Polynuclear Aromatic HC							
2-Methylnaphthalene	ND	280	ug/Kg	1	10/16/20	WB	SW8270D
Acenaphthene	ND	280	ug/Kg	1	10/16/20	WB	SW8270D
Acenaphthylene	ND	280	ug/Kg	1	10/16/20	WB	SW8270D
Anthracene	ND	280	ug/Kg	1	10/16/20	WB	SW8270D
Benz(a)anthracene	ND	280	ug/Kg	1	10/16/20	WB	SW8270D
Benzo(a)pyrene	ND	280	ug/Kg	1	10/16/20	WB	SW8270D
Benzo(b)fluoranthene	ND	280	ug/Kg	1	10/16/20	WB	SW8270D
Benzo(ghi)perylene	ND	280	ug/Kg	1	10/16/20	WB	SW8270D
Benzo(k)fluoranthene	ND	280	ug/Kg	1	10/16/20	WB	SW8270D
Chrysene	ND	280	ug/Kg	1	10/16/20	WB	SW8270D
Dibenz(a,h)anthracene	ND	280	ug/Kg	1	10/16/20	WB	SW8270D
Fluoranthene	ND	280	ug/Kg	1	10/16/20	WB	SW8270D
Fluorene	ND	280	ug/Kg	1	10/16/20	WB	SW8270D
Indeno(1,2,3-cd)pyrene	ND	280	ug/Kg	1	10/16/20	WB	SW8270D
Naphthalene	ND	280	ug/Kg	1	10/16/20	WB	SW8270D
Phenanthrene	ND	280	ug/Kg	1	10/16/20	WB	SW8270D
Pyrene	ND	280	ug/Kg	1	10/16/20	WB	SW8270D
QA/QC Surrogates							
% 2-Fluorobiphenyl	72		%	1	10/16/20	WB	30 - 130 %
% Nitrobenzene-d5	62		%	1	10/16/20	WB	30 - 130 %
% Terphenyl-d14	71		%	1	10/16/20	WB	30 - 130 %
Field Extraction	Completed				10/15/20		SW5035A

Project ID: ROCKVILLE MGP EVERSOURCE
Client ID: MW-43 (26-29`)

Phoenix I.D.: CG97412

Parameter	Result	RL/ PQL	Units	Dilution	Date/Time	By

RL/PQL=Reporting/Practical Quantitation Level ND=Not Detected BRL=Below Reporting Level
QA/QC Surrogates: Surrogates are compounds (preceeded with a %) added by the lab to determine analysis efficiency. Surrogate results(%) listed in the report are not "detected" compounds.

Comments:

All soils, solids and sludges are reported on a dry weight basis unless otherwise noted in the sample comments.

If you are the client above and have any questions concerning this testing, please do not hesitate to contact Phoenix Client Services at ext.200.
The contents of this report cannot be discussed with anyone other than the client listed above without their written consent.

Phyllis Shiller, Laboratory Director
October 19, 2020
Reviewed and Released by: Greg Lawrence, Assistant Lab Director

Environmental Laboratories, Inc.
587 East Middle Turnpike, P.O.Box 370, Manchester, CT 06045
Tel. (860) 645-1102 Fax (860) 645-0823

Analysis Report

October 19, 2020

FOR: Attn: Lynn Willey
Tighe & Bond
213 Court St, Suite 1100
Middletown, CT 06457

Sample Information		Custody Information		Date	Time
Matrix:	SOIL	Collected by:		10/15/20	10:30
Location Code:	TIGHE-EVER	Received by:	B	10/15/20	14:10
Rush Request:	72 Hour	Analyzed by:	see "By" below		
P.O.#:	10948703				

Laboratory Data

SDG ID: GCG97411
Phoenix ID: CG97413

Project ID: ROCKVILLE MGP EVERSOURCE
Client ID: MW-43 (35-37`)

Parameter	Result	RL/ PQL	Units	Dilution	Date/Time	By	Reference
Percent Solid	74		%		10/15/20	CAJ	SW846-%Solid
Extraction of CT ETPH	Completed				10/15/20	G/L	SW3546
Soil Extraction for SVOA PAH	Completed				10/15/20	K/M	SW3546
TPH by GC (Extractable Products)							
Ext. Petroleum H.C. (C9-C36)	ND	67	mg/Kg	1	10/16/20	JRB	CTETPH 8015D
Identification	ND		mg/Kg	1	10/16/20	JRB	CTETPH 8015D
QA/QC Surrogates							
% n-Pentacosane	82		%	1	10/16/20	JRB	50 - 150 %
Volatiles							
1,1,1,2-Tetrachloroethane	ND	7.4	ug/Kg	1	10/15/20	HM	SW8260C
1,1,1-Trichloroethane	ND	7.4	ug/Kg	1	10/15/20	HM	SW8260C
1,1,2,2-Tetrachloroethane	ND	4.5	ug/Kg	1	10/15/20	HM	SW8260C
1,1,2-Trichloroethane	ND	7.4	ug/Kg	1	10/15/20	HM	SW8260C
1,1-Dichloroethane	ND	7.4	ug/Kg	1	10/15/20	HM	SW8260C
1,1-Dichloroethene	ND	7.4	ug/Kg	1	10/15/20	HM	SW8260C
1,1-Dichloropropene	ND	7.4	ug/Kg	1	10/15/20	HM	SW8260C
1,2,3-Trichlorobenzene	ND	7.4	ug/Kg	1	10/15/20	HM	SW8260C
1,2,3-Trichloropropane	ND	7.4	ug/Kg	1	10/15/20	HM	SW8260C
1,2,4-Trichlorobenzene	ND	7.4	ug/Kg	1	10/15/20	HM	SW8260C
1,2,4-Trimethylbenzene	ND	7.4	ug/Kg	1	10/15/20	HM	SW8260C
1,2-Dibromo-3-chloropropane	ND	7.4	ug/Kg	1	10/15/20	HM	SW8260C
1,2-Dibromoethane	ND	7.0	ug/Kg	1	10/15/20	HM	SW8260C
1,2-Dichlorobenzene	ND	7.4	ug/Kg	1	10/15/20	HM	SW8260C
1,2-Dichloroethane	ND	7.4	ug/Kg	1	10/15/20	HM	SW8260C
1,2-Dichloropropane	ND	7.4	ug/Kg	1	10/15/20	HM	SW8260C
1,3,5-Trimethylbenzene	ND	7.4	ug/Kg	1	10/15/20	HM	SW8260C

Project ID: ROCKVILLE MGP EVERSOURCE
Client ID: MW-43 (35-37`)

Phoenix I.D.: CG97413

Parameter	Result	RL/ PQL	Units	Dilution	Date/Time	By	
1,3-Dichlorobenzene	ND	7.4	ug/Kg	1	10/15/20	HM	SW8260C
1,3-Dichloropropane	ND	7.4	ug/Kg	1	10/15/20	HM	SW8260C
1,4-Dichlorobenzene	ND	7.4	ug/Kg	1	10/15/20	HM	SW8260C
2,2-Dichloropropane	ND	7.4	ug/Kg	1	10/15/20	HM	SW8260C
2-Chlorotoluene	ND	7.4	ug/Kg	1	10/15/20	HM	SW8260C
2-Hexanone	ND	37	ug/Kg	1	10/15/20	HM	SW8260C
2-Isopropyltoluene	ND	7.4	ug/Kg	1	10/15/20	HM	SW8260C
4-Chlorotoluene	ND	7.4	ug/Kg	1	10/15/20	HM	SW8260C
4-Methyl-2-pentanone	ND	37	ug/Kg	1	10/15/20	HM	SW8260C
Acetone	ND	370	ug/Kg	1	10/15/20	HM	SW8260C
Acrylonitrile	ND	7.4	ug/Kg	1	10/15/20	HM	SW8260C
Benzene	ND	7.4	ug/Kg	1	10/15/20	HM	SW8260C
Bromobenzene	ND	7.4	ug/Kg	1	10/15/20	HM	SW8260C
Bromochloromethane	ND	7.4	ug/Kg	1	10/15/20	HM	SW8260C
Bromodichloromethane	ND	7.4	ug/Kg	1	10/15/20	HM	SW8260C
Bromoform	ND	7.4	ug/Kg	1	10/15/20	HM	SW8260C
Bromomethane	ND	7.4	ug/Kg	1	10/15/20	HM	SW8260C
Carbon Disulfide	ND	7.4	ug/Kg	1	10/15/20	HM	SW8260C
Carbon tetrachloride	ND	7.4	ug/Kg	1	10/15/20	HM	SW8260C
Chlorobenzene	ND	7.4	ug/Kg	1	10/15/20	HM	SW8260C
Chloroethane	ND	7.4	ug/Kg	1	10/15/20	HM	SW8260C
Chloroform	ND	7.4	ug/Kg	1	10/15/20	HM	SW8260C
Chloromethane	ND	7.4	ug/Kg	1	10/15/20	HM	SW8260C
cis-1,2-Dichloroethene	ND	7.4	ug/Kg	1	10/15/20	HM	SW8260C
cis-1,3-Dichloropropene	ND	7.4	ug/Kg	1	10/15/20	HM	SW8260C
Dibromochloromethane	ND	4.5	ug/Kg	1	10/15/20	HM	SW8260C
Dibromomethane	ND	7.4	ug/Kg	1	10/15/20	HM	SW8260C
Dichlorodifluoromethane	ND	7.4	ug/Kg	1	10/15/20	HM	SW8260C
Ethylbenzene	ND	7.4	ug/Kg	1	10/15/20	HM	SW8260C
Hexachlorobutadiene	ND	7.4	ug/Kg	1	10/15/20	HM	SW8260C
Isopropylbenzene	ND	7.4	ug/Kg	1	10/15/20	HM	SW8260C
m&p-Xylene	ND	7.4	ug/Kg	1	10/15/20	HM	SW8260C
Methyl Ethyl Ketone	ND	45	ug/Kg	1	10/15/20	HM	SW8260C
Methyl t-butyl ether (MTBE)	ND	15	ug/Kg	1	10/15/20	HM	SW8260C
Methylene chloride	ND	15	ug/Kg	1	10/15/20	HM	SW8260C
Naphthalene	ND	7.4	ug/Kg	1	10/15/20	HM	SW8260C
n-Butylbenzene	ND	7.4	ug/Kg	1	10/15/20	HM	SW8260C
n-Propylbenzene	ND	7.4	ug/Kg	1	10/15/20	HM	SW8260C
o-Xylene	ND	7.4	ug/Kg	1	10/15/20	HM	SW8260C
p-Isopropyltoluene	ND	7.4	ug/Kg	1	10/15/20	HM	SW8260C
sec-Butylbenzene	ND	7.4	ug/Kg	1	10/15/20	HM	SW8260C
Styrene	ND	7.4	ug/Kg	1	10/15/20	HM	SW8260C
tert-Butylbenzene	ND	7.4	ug/Kg	1	10/15/20	HM	SW8260C
Tetrachloroethene	ND	7.4	ug/Kg	1	10/15/20	HM	SW8260C
Tetrahydrofuran (THF)	ND	15	ug/Kg	1	10/15/20	HM	SW8260C
Toluene	ND	7.4	ug/Kg	1	10/15/20	HM	SW8260C
Total Xylenes	ND	7.4	ug/Kg	1	10/15/20	HM	SW8260C
trans-1,2-Dichloroethene	ND	7.4	ug/Kg	1	10/15/20	HM	SW8260C
trans-1,3-Dichloropropene	ND	7.4	ug/Kg	1	10/15/20	HM	SW8260C

Project ID: ROCKVILLE MGP EVERSOURCE
Client ID: MW-43 (35-37`)

Phoenix I.D.: CG97413

Parameter	Result	RL/ PQL	Units	Dilution	Date/Time	By	
trans-1,4-dichloro-2-butene	ND	15	ug/Kg	1	10/15/20	HM	SW8260C
Trichloroethene	ND	7.4	ug/Kg	1	10/15/20	HM	SW8260C
Trichlorofluoromethane	ND	7.4	ug/Kg	1	10/15/20	HM	SW8260C
Trichlorotrifluoroethane	ND	15	ug/Kg	1	10/15/20	HM	SW8260C
Vinyl chloride	ND	7.4	ug/Kg	1	10/15/20	HM	SW8260C
QA/QC Surrogates							
% 1,2-dichlorobenzene-d4	97		%	1	10/15/20	HM	70 - 130 %
% Bromofluorobenzene	100		%	1	10/15/20	HM	70 - 130 %
% Dibromofluoromethane	97		%	1	10/15/20	HM	70 - 130 %
% Toluene-d8	100		%	1	10/15/20	HM	70 - 130 %
Polynuclear Aromatic HC							
2-Methylnaphthalene	ND	310	ug/Kg	1	10/16/20	WB	SW8270D
Acenaphthene	ND	310	ug/Kg	1	10/16/20	WB	SW8270D
Acenaphthylene	ND	310	ug/Kg	1	10/16/20	WB	SW8270D
Anthracene	ND	310	ug/Kg	1	10/16/20	WB	SW8270D
Benz(a)anthracene	ND	310	ug/Kg	1	10/16/20	WB	SW8270D
Benzo(a)pyrene	ND	310	ug/Kg	1	10/16/20	WB	SW8270D
Benzo(b)fluoranthene	ND	310	ug/Kg	1	10/16/20	WB	SW8270D
Benzo(ghi)perylene	ND	310	ug/Kg	1	10/16/20	WB	SW8270D
Benzo(k)fluoranthene	ND	310	ug/Kg	1	10/16/20	WB	SW8270D
Chrysene	ND	310	ug/Kg	1	10/16/20	WB	SW8270D
Dibenz(a,h)anthracene	ND	310	ug/Kg	1	10/16/20	WB	SW8270D
Fluoranthene	ND	310	ug/Kg	1	10/16/20	WB	SW8270D
Fluorene	ND	310	ug/Kg	1	10/16/20	WB	SW8270D
Indeno(1,2,3-cd)pyrene	ND	310	ug/Kg	1	10/16/20	WB	SW8270D
Naphthalene	ND	310	ug/Kg	1	10/16/20	WB	SW8270D
Phenanthrene	ND	310	ug/Kg	1	10/16/20	WB	SW8270D
Pyrene	ND	310	ug/Kg	1	10/16/20	WB	SW8270D
QA/QC Surrogates							
% 2-Fluorobiphenyl	80		%	1	10/16/20	WB	30 - 130 %
% Nitrobenzene-d5	67		%	1	10/16/20	WB	30 - 130 %
% Terphenyl-d14	77		%	1	10/16/20	WB	30 - 130 %
Field Extraction	Completed				10/15/20		SW5035A

Project ID: ROCKVILLE MGP EVERSOURCE
Client ID: MW-43 (35-37`)

Phoenix I.D.: CG97413

Parameter	Result	RL/ PQL	Units	Dilution	Date/Time	By

RL/PQL=Reporting/Practical Quantitation Level ND=Not Detected BRL=Below Reporting Level
QA/QC Surrogates: Surrogates are compounds (preceeded with a %) added by the lab to determine analysis efficiency. Surrogate results(%) listed in the report are not "detected" compounds.

Comments:

All soils, solids and sludges are reported on a dry weight basis unless otherwise noted in the sample comments.

If you are the client above and have any questions concerning this testing, please do not hesitate to contact Phoenix Client Services at ext.200.
The contents of this report cannot be discussed with anyone other than the client listed above without their written consent.

Phyllis Shiller, Laboratory Director
October 19, 2020
Reviewed and Released by: Greg Lawrence, Assistant Lab Director

Environmental Laboratories, Inc.
587 East Middle Turnpike, P.O.Box 370, Manchester, CT 06045
Tel. (860) 645-1102 Fax (860) 645-0823

QA/QC Report

October 19, 2020

QA/QC Data

SDG I.D.: GCG97411

Parameter	Blank	Blk RL	LCS %	LCSD %	LCS RPD	MS %	MSD %	MS RPD	% Rec Limits	% RPD Limits
QA/QC Batch 549588 (mg/Kg), QC Sample No: CG97301 (CG97412, CG97413)										
TPH by GC (Extractable Products) - Soil										
Ext. Petroleum H.C. (C9-C36)	ND	50	102	101	1.0	79	82	3.7	60 - 120	30
% n-Pentacosane	52	%	92	90	2.2	75	79	5.2	50 - 150	30
Comment:										
Additional surrogate criteria: LCS acceptance range is 60-120% MS acceptance range 50-150%. The ETPH/DRO LCS has been normalized based on the alkane calibration.										
QA/QC Batch 549606 (ug/kg), QC Sample No: CG97241 (CG97412, CG97413)										
Semivolatiles - Soil										
2-Methylnaphthalene	ND	230	75	71	5.5	70	71	1.4	40 - 140	30
Acenaphthene	ND	230	80	72	10.5	73	71	2.8	30 - 130	30
Acenaphthylene	ND	130	72	66	8.7	66	65	1.5	40 - 140	30
Anthracene	ND	230	79	72	9.3	73	71	2.8	40 - 140	30
Benz(a)anthracene	ND	230	82	75	8.9	75	74	1.3	40 - 140	30
Benzo(a)pyrene	ND	130	85	77	9.9	79	78	1.3	40 - 140	30
Benzo(b)fluoranthene	ND	160	94	87	7.7	89	87	2.3	40 - 140	30
Benzo(ghi)perylene	ND	230	81	74	9.0	75	74	1.3	40 - 140	30
Benzo(k)fluoranthene	ND	230	64	58	9.8	59	58	1.7	40 - 140	30
Chrysene	ND	230	82	75	8.9	75	73	2.7	40 - 140	30
Dibenz(a,h)anthracene	ND	130	85	76	11.2	78	77	1.3	40 - 140	30
Fluoranthene	ND	230	81	75	7.7	76	74	2.7	40 - 140	30
Fluorene	ND	230	80	72	10.5	73	73	0.0	40 - 140	30
Indeno(1,2,3-cd)pyrene	ND	230	80	74	7.8	75	73	2.7	40 - 140	30
Naphthalene	ND	230	73	69	5.6	67	67	0.0	40 - 140	30
Phenanthrene	ND	130	78	71	9.4	72	70	2.8	40 - 140	30
Pyrene	ND	230	83	75	10.1	77	75	2.6	30 - 130	30
% 2-Fluorobiphenyl	68	%	75	69	8.3	68	67	1.5	30 - 130	30
% Nitrobenzene-d5	65	%	68	64	6.1	67	68	1.5	30 - 130	30
% Terphenyl-d14	78	%	88	80	9.5	81	78	3.8	30 - 130	30
Comment:										
Additional 8270 criteria: 20% of compounds can be outside of acceptance criteria as long as recovery is at least 10%. (Acid surrogates acceptance range for aqueous samples: 15-110%, for soils 30-130%)										
QA/QC Batch 549713 (ug/kg), QC Sample No: CG97412 (CG97412)										
Volatiles - Soil (Low Level)										
1,1,1,2-Tetrachloroethane	ND	5.0	109	108	0.9	110	112	1.8	70 - 130	30
1,1,1-Trichloroethane	ND	5.0	110	104	5.6	120	123	2.5	70 - 130	30
1,1,2,2-Tetrachloroethane	ND	3.0	99	96	3.1	101	105	3.9	70 - 130	30
1,1,2-Trichloroethane	ND	5.0	98	98	0.0	99	101	2.0	70 - 130	30
1,1-Dichloroethane	ND	5.0	104	102	1.9	113	112	0.9	70 - 130	30
1,1-Dichloroethene	ND	5.0	116	114	1.7	130	128	1.6	70 - 130	30
1,1-Dichloropropene	ND	5.0	105	105	0.0	115	115	0.0	70 - 130	30
1,2,3-Trichlorobenzene	ND	5.0	104	102	1.9	94	91	3.2	70 - 130	30

QA/QC Data

SDG I.D.: GCG97411

Parameter	Blank	Blk RL	LCS %	LCSD %	LCS RPD	MS %	MSD %	MS RPD	% Rec Limits	% RPD Limits	
1,2,3-Trichloropropane	ND	5.0	96	95	1.0	103	106	2.9	70 - 130	30	
1,2,4-Trichlorobenzene	ND	5.0	103	99	4.0	92	87	5.6	70 - 130	30	
1,2,4-Trimethylbenzene	ND	1.0	101	99	2.0	106	103	2.9	70 - 130	30	
1,2-Dibromo-3-chloropropane	ND	5.0	111	110	0.9	109	114	4.5	70 - 130	30	
1,2-Dibromoethane	ND	5.0	99	98	1.0	99	99	0.0	70 - 130	30	
1,2-Dichlorobenzene	ND	5.0	100	98	2.0	101	100	1.0	70 - 130	30	
1,2-Dichloroethane	ND	5.0	107	106	0.9	110	112	1.8	70 - 130	30	
1,2-Dichloropropane	ND	5.0	104	102	1.9	108	109	0.9	70 - 130	30	
1,3,5-Trimethylbenzene	ND	1.0	102	100	2.0	109	106	2.8	70 - 130	30	
1,3-Dichlorobenzene	ND	5.0	99	97	2.0	100	96	4.1	70 - 130	30	
1,3-Dichloropropane	ND	5.0	98	95	3.1	99	100	1.0	70 - 130	30	
1,4-Dichlorobenzene	ND	5.0	100	97	3.0	100	96	4.1	70 - 130	30	
2,2-Dichloropropane	ND	5.0	114	111	2.7	122	119	2.5	70 - 130	30	
2-Chlorotoluene	ND	5.0	99	99	0.0	106	105	0.9	70 - 130	30	
2-Hexanone	ND	25	118	116	1.7	92	96	4.3	70 - 130	30	
2-Isopropyltoluene	ND	5.0	110	107	2.8	118	117	0.9	70 - 130	30	
4-Chlorotoluene	ND	5.0	98	96	2.1	99	98	1.0	70 - 130	30	
4-Methyl-2-pentanone	ND	25	107	106	0.9	109	112	2.7	70 - 130	30	
Acetone	ND	10	116	116	0.0	40	43	7.2	70 - 130	30	m
Acrylonitrile	ND	5.0	109	108	0.9	113	116	2.6	70 - 130	30	
Benzene	ND	1.0	101	100	1.0	108	107	0.9	70 - 130	30	
Bromobenzene	ND	5.0	99	97	2.0	102	102	0.0	70 - 130	30	
Bromochloromethane	ND	5.0	102	98	4.0	108	103	4.7	70 - 130	30	
Bromodichloromethane	ND	5.0	110	110	0.0	112	114	1.8	70 - 130	30	
Bromoform	ND	5.0	108	108	0.0	104	107	2.8	70 - 130	30	
Bromomethane	ND	5.0	113	111	1.8	126	121	4.0	70 - 130	30	
Carbon Disulfide	ND	5.0	121	118	2.5	134	130	3.0	70 - 130	30	m
Carbon tetrachloride	ND	5.0	117	114	2.6	128	129	0.8	70 - 130	30	
Chlorobenzene	ND	5.0	100	98	2.0	105	103	1.9	70 - 130	30	
Chloroethane	ND	5.0	119	113	5.2	133	131	1.5	70 - 130	30	m
Chloroform	ND	5.0	102	99	3.0	110	108	1.8	70 - 130	30	
Chloromethane	ND	5.0	108	106	1.9	117	115	1.7	70 - 130	30	
cis-1,2-Dichloroethene	ND	5.0	95	94	1.1	104	101	2.9	70 - 130	30	
cis-1,3-Dichloropropene	ND	5.0	106	105	0.9	104	106	1.9	70 - 130	30	
Dibromochloromethane	ND	3.0	114	113	0.9	112	114	1.8	70 - 130	30	
Dibromomethane	ND	5.0	99	99	0.0	103	103	0.0	70 - 130	30	
Dichlorodifluoromethane	ND	5.0	131	128	2.3	138	137	0.7	70 - 130	30	l,m
Ethylbenzene	ND	1.0	102	100	2.0	108	106	1.9	70 - 130	30	
Hexachlorobutadiene	ND	5.0	114	111	2.7	110	108	1.8	70 - 130	30	
Isopropylbenzene	ND	1.0	102	100	2.0	112	110	1.8	70 - 130	30	
m&p-Xylene	ND	2.0	99	97	2.0	104	102	1.9	70 - 130	30	
Methyl ethyl ketone	ND	5.0	125	121	3.3	91	96	5.3	70 - 130	30	
Methyl t-butyl ether (MTBE)	ND	1.0	106	103	2.9	107	107	0.0	70 - 130	30	
Methylene chloride	ND	5.0	99	96	3.1	106	102	3.8	70 - 130	30	
Naphthalene	ND	5.0	103	102	1.0	100	102	2.0	70 - 130	30	
n-Butylbenzene	ND	1.0	107	105	1.9	110	105	4.7	70 - 130	30	
n-Propylbenzene	ND	1.0	105	101	3.9	112	109	2.7	70 - 130	30	
o-Xylene	ND	2.0	101	100	1.0	105	105	0.0	70 - 130	30	
p-Isopropyltoluene	ND	1.0	105	103	1.9	112	109	2.7	70 - 130	30	
sec-Butylbenzene	ND	1.0	109	108	0.9	118	117	0.9	70 - 130	30	
Styrene	ND	5.0	100	98	2.0	101	99	2.0	70 - 130	30	
tert-Butylbenzene	ND	1.0	103	102	1.0	113	113	0.0	70 - 130	30	
Tetrachloroethene	ND	5.0	106	106	0.0	113	112	0.9	70 - 130	30	

QA/QC Data

SDG I.D.: GCG97411

Parameter	Blank	Blk RL	LCS %	LCSD %	LCS RPD	MS %	MSD %	MS RPD	% Rec Limits	% RPD Limits	
Tetrahydrofuran (THF)	ND	5.0	104	101	2.9	109	113	3.6	70 - 130	30	
Toluene	ND	1.0	104	103	1.0	112	111	0.9	70 - 130	30	
trans-1,2-Dichloroethene	ND	5.0	122	120	1.7	132	130	1.5	70 - 130	30	m
trans-1,3-Dichloropropene	ND	5.0	109	109	0.0	107	109	1.9	70 - 130	30	
trans-1,4-dichloro-2-butene	ND	5.0	119	115	3.4	111	116	4.4	70 - 130	30	
Trichloroethene	ND	5.0	104	102	1.9	110	109	0.9	70 - 130	30	
Trichlorofluoromethane	ND	5.0	125	121	3.3	142	137	3.6	70 - 130	30	m
Trichlorotrifluoroethane	ND	5.0	130	130	0.0	147	142	3.5	70 - 130	30	m
Vinyl chloride	ND	5.0	120	116	3.4	130	127	2.3	70 - 130	30	
% 1,2-dichlorobenzene-d4	96	%	100	101	1.0	101	102	1.0	70 - 130	30	
% Bromofluorobenzene	97	%	99	100	1.0	99	98	1.0	70 - 130	30	
% Dibromofluoromethane	100	%	100	99	1.0	99	97	2.0	70 - 130	30	
% Toluene-d8	94	%	101	102	1.0	102	102	0.0	70 - 130	30	

Comment:

Additional 8260 criteria: 10% of LCS/LCSD compounds can be outside of acceptance criteria as long as recovery is 40-160%, 25-160% for Chloroethane-HL and Trichlorofluoromethane-HL.

QA/QC Batch 549724 (ug/kg), QC Sample No: CG97413 (CG97413)

Volatiles - Soil (Low Level)

1,1,1,2-Tetrachloroethane	ND	5.0	111	115	3.5	92	92	0.0	70 - 130	30	
1,1,1-Trichloroethane	ND	5.0	107	111	3.7	102	102	0.0	70 - 130	30	
1,1,2,2-Tetrachloroethane	ND	3.0	105	108	2.8	90	89	1.1	70 - 130	30	
1,1,2-Trichloroethane	ND	5.0	98	101	3.0	87	86	1.2	70 - 130	30	
1,1-Dichloroethane	ND	5.0	103	108	4.7	101	101	0.0	70 - 130	30	
1,1-Dichloroethene	ND	5.0	101	104	2.9	96	95	1.0	70 - 130	30	
1,1-Dichloropropene	ND	5.0	106	110	3.7	99	100	1.0	70 - 130	30	
1,2,3-Trichlorobenzene	ND	5.0	103	109	5.7	38	35	8.2	70 - 130	30	m
1,2,3-Trichloropropane	ND	5.0	105	106	0.9	91	90	1.1	70 - 130	30	
1,2,4-Trichlorobenzene	ND	5.0	106	111	4.6	40	38	5.1	70 - 130	30	m
1,2,4-Trimethylbenzene	ND	1.0	105	109	3.7	75	75	0.0	70 - 130	30	
1,2-Dibromo-3-chloropropane	ND	5.0	121	122	0.8	82	82	0.0	70 - 130	30	
1,2-Dibromoethane	ND	5.0	102	105	2.9	88	86	2.3	70 - 130	30	
1,2-Dichlorobenzene	ND	5.0	99	104	4.9	60	58	3.4	70 - 130	30	m
1,2-Dichloroethane	ND	5.0	98	101	3.0	91	92	1.1	70 - 130	30	
1,2-Dichloropropane	ND	5.0	101	106	4.8	98	98	0.0	70 - 130	30	
1,3,5-Trimethylbenzene	ND	1.0	106	109	2.8	79	79	0.0	70 - 130	30	
1,3-Dichlorobenzene	ND	5.0	103	107	3.8	63	63	0.0	70 - 130	30	m
1,3-Dichloropropane	ND	5.0	102	104	1.9	91	90	1.1	70 - 130	30	
1,4-Dichlorobenzene	ND	5.0	101	104	2.9	61	61	0.0	70 - 130	30	m
2,2-Dichloropropane	ND	5.0	124	130	4.7	117	117	0.0	70 - 130	30	
2-Chlorotoluene	ND	5.0	103	106	2.9	76	76	0.0	70 - 130	30	
2-Hexanone	ND	25	119	122	2.5	87	90	3.4	70 - 130	30	
2-Isopropyltoluene	ND	5.0	115	119	3.4	80	79	1.3	70 - 130	30	
4-Chlorotoluene	ND	5.0	103	107	3.8	73	73	0.0	70 - 130	30	
4-Methyl-2-pentanone	ND	25	105	108	2.8	96	99	3.1	70 - 130	30	
Acetone	ND	10	84	82	2.4	<10	<10	NC	70 - 130	30	m
Acrylonitrile	ND	5.0	107	109	1.9	98	99	1.0	70 - 130	30	
Benzene	ND	1.0	104	108	3.8	99	99	0.0	70 - 130	30	
Bromobenzene	ND	5.0	100	103	3.0	74	74	0.0	70 - 130	30	
Bromochloromethane	ND	5.0	101	105	3.9	93	91	2.2	70 - 130	30	
Bromodichloromethane	ND	5.0	105	110	4.7	88	92	4.4	70 - 130	30	
Bromoform	ND	5.0	114	116	1.7	75	79	5.2	70 - 130	30	
Bromomethane	ND	5.0	90	95	5.4	92	91	1.1	70 - 130	30	

QA/QC Data

SDG I.D.: GCG97411

Parameter	Blank	Blk RL	LCS %	LCSD %	LCS RPD	MS %	MSD %	MS RPD	% Rec Limits	% RPD Limits	
Carbon Disulfide	ND	5.0	109	112	2.7	94	96	2.1	70 - 130	30	
Carbon tetrachloride	ND	5.0	115	137	17.5	103	105	1.9	70 - 130	30	l
Chlorobenzene	ND	5.0	102	105	2.9	82	81	1.2	70 - 130	30	
Chloroethane	ND	5.0	101	106	4.8	100	101	1.0	70 - 130	30	
Chloroform	ND	5.0	101	105	3.9	97	97	0.0	70 - 130	30	
Chloromethane	ND	5.0	97	101	4.0	96	96	0.0	70 - 130	30	
cis-1,2-Dichloroethene	ND	5.0	96	100	4.1	89	89	0.0	70 - 130	30	
cis-1,3-Dichloropropene	ND	5.0	107	112	4.6	92	92	0.0	70 - 130	30	
Dibromochloromethane	ND	3.0	115	119	3.4	88	91	3.4	70 - 130	30	
Dibromomethane	ND	5.0	96	101	5.1	87	87	0.0	70 - 130	30	
Dichlorodifluoromethane	ND	5.0	122	127	4.0	119	120	0.8	70 - 130	30	
Ethylbenzene	ND	1.0	105	108	2.8	88	87	1.1	70 - 130	30	
Hexachlorobutadiene	ND	5.0	118	119	0.8	49	48	2.1	70 - 130	30	m
Isopropylbenzene	ND	1.0	105	110	4.7	86	86	0.0	70 - 130	30	
m&p-Xylene	ND	2.0	106	110	3.7	87	87	0.0	70 - 130	30	
Methyl ethyl ketone	ND	5.0	117	120	2.5	55	57	3.6	70 - 130	30	m
Methyl t-butyl ether (MTBE)	ND	1.0	96	100	4.1	92	92	0.0	70 - 130	30	
Methylene chloride	ND	5.0	85	88	3.5	78	78	0.0	70 - 130	30	
Naphthalene	ND	5.0	106	111	4.6	51	47	8.2	70 - 130	30	m
n-Butylbenzene	ND	1.0	114	118	3.4	68	69	1.5	70 - 130	30	m
n-Propylbenzene	ND	1.0	108	111	2.7	82	82	0.0	70 - 130	30	
o-Xylene	ND	2.0	104	108	3.8	86	85	1.2	70 - 130	30	
p-Isopropyltoluene	ND	1.0	113	116	2.6	75	76	1.3	70 - 130	30	
sec-Butylbenzene	ND	1.0	118	123	4.1	83	82	1.2	70 - 130	30	
Styrene	ND	5.0	106	109	2.8	80	79	1.3	70 - 130	30	
tert-Butylbenzene	ND	1.0	108	111	2.7	81	81	0.0	70 - 130	30	
Tetrachloroethene	ND	5.0	104	106	1.9	85	87	2.3	70 - 130	30	
Tetrahydrofuran (THF)	ND	5.0	104	104	0.0	100	102	2.0	70 - 130	30	
Toluene	ND	1.0	103	106	2.9	92	92	0.0	70 - 130	30	
trans-1,2-Dichloroethene	ND	5.0	105	110	4.7	97	95	2.1	70 - 130	30	
trans-1,3-Dichloropropene	ND	5.0	111	116	4.4	89	89	0.0	70 - 130	30	
trans-1,4-dichloro-2-butene	ND	5.0	137	141	2.9	98	98	0.0	70 - 130	30	l
Trichloroethene	ND	5.0	103	107	3.8	91	91	0.0	70 - 130	30	
Trichlorofluoromethane	ND	5.0	104	108	3.8	101	101	0.0	70 - 130	30	
Trichlorotrifluoroethane	ND	5.0	115	118	2.6	106	106	0.0	70 - 130	30	
Vinyl chloride	ND	5.0	109	113	3.6	106	106	0.0	70 - 130	30	
% 1,2-dichlorobenzene-d4	98	%	100	100	0.0	98	98	0.0	70 - 130	30	
% Bromofluorobenzene	101	%	101	101	0.0	101	101	0.0	70 - 130	30	
% Dibromofluoromethane	101	%	104	104	0.0	102	102	0.0	70 - 130	30	
% Toluene-d8	101	%	98	99	1.0	99	100	1.0	70 - 130	30	

Comment:

Additional 8260 criteria: 10% of LCS/LCSD compounds can be outside of acceptance criteria as long as recovery is 40-160%, 25-160% for Chloroethane-HL and Trichlorofluoromethane-HL.

l = This parameter is outside laboratory LCS/LCSD specified recovery limits.
m = This parameter is outside laboratory MS/MSD specified recovery limits.

QA/QC Data

SDG I.D.: GCG97411

Parameter	Blank	Blk RL	LCS %	LCSD %	LCS RPD	MS %	MSD %	MS RPD	% Rec Limits	% RPD Limits

If there are any questions regarding this data, please call Phoenix Client Services at extension 200.

RPD - Relative Percent Difference
LCS - Laboratory Control Sample
LCSD - Laboratory Control Sample Duplicate
MS - Matrix Spike
MS Dup - Matrix Spike Duplicate
NC - No Criteria
Intf - Interference

Phyllis Shiller, Laboratory Director
October 19, 2020

Monday, October 19, 2020

Criteria: CT: GBM, I/C, RC

State: CT

Sample Criteria Exceedances Report

GCG97411 - TIGHE-EVER

SampNo	Acode	Phoenix Analyte	Criteria	Result	RL	Criteria	RL Criteria	Analysis Units

*** No Data to Display ***

Phoenix Laboratories does not assume responsibility for the data contained in this exceedance report. It is provided as an additional tool to identify requested criteria exceedences. All efforts are made to ensure the accuracy of the data (obtained from appropriate agencies). A lack of exceedence information does not necessarily suggest conformance to the criteria. It is ultimately the site professional's responsibility to determine appropriate compliance.

REASONABLE CONFIDENCE PROTOCOL
LABORATORY ANALYSIS QA/QC CERTIFICATION FORM

Laboratory Name: Phoenix Environmental Labs, Inc. ***Client:*** Tighe & Bond

Project Location: ROCKVILLE MGP EVERSOURCE ***Project Number:***

Laboratory Sample ID(s): CG97412, CG97413 ***Sampling Date(s):*** 10/15/2020

List RCP Methods Used (e.g., 8260, 8270, et cetera) 8260, 8270, ETPH

1	**For each analytical method referenced in this laboratory report package, were all specified QA/QC performance criteria followed, including the requirement to explain any criteria falling outside of acceptable guidelines, as specified in the CT DEP method-specific Reasonable Confidence Protocol documents?**	☑ Yes ☐ No
1A	**Were the method specified preservation and holding time requirements met?**	☑ Yes ☐ No
1B	***VPH and EPH methods only:*** **Was the VPH or EPH method conducted without significant modifications (see section 11.3 of respective RCP methods)**	☐ Yes ☐ No ☑ NA
2	**Were all samples received by the laboratory in a condition consistent with that described on the associated Chain-of-Custody document(s)?**	☑ Yes ☐ No
3	**Were samples received at an appropriate temperature (< 6 Degrees C)?**	☑ Yes ☐ No ☐ NA
4	**Were all QA/QC performance criteria specified in the Reasonable Confidence Protocol documents acheived? See Section: VOA Narration.**	☐ Yes ☑ No
5	**a) Were reporting limits specified or referenced on the chain-of-custody?** **b) Were these reporting limits met?**	☑ Yes ☐ No ☑ Yes ☐ No
6	**For each analytical method referenced in this laboratory report package, were results reported for all constituents identified in the method-specific analyte lists presented in the Reasonable Confidence Protocol documents?**	☐ Yes ☑ No
7	**Are project-specific matrix spikes and laboratory duplicates included in the data set?**	☑ Yes ☐ No

Notes: For all questions to which the response was "No" (with the exception of question #7), additional information must be provided in an attached narrative. If the answer to question #1, #1A or 1B is "No", the data package does not meet the requirements for "Reasonable Confidence". This form may not be altered and all questions must be answered.

I, the undersigned, attest under the pains and penalties of perjury that, to the best of my knowledge and belief and based upon my personal inquiry of those responsible for providing the information contained in this analytical report, such information is accurate and complete.

Authorized Signature: _____ **Position:** Assistant Lab Director

Printed Name: Greg Lawrence **Date:** Monday, October 19, 2020

Name of Laboratory Phoenix Environmental Labs, Inc.

This certification form is to be used for RCP methods only.

CTDEP RCP Laboratory Analysis QA/QC Certification Form - November 2007
Laboratory Quality Assurance and Quality Control Guidance Reasonable Confidence Protocols

Environmental Laboratories, Inc.
587 East Middle Turnpike, P.O.Box 370, Manchester, CT 06045
Tel. (860) 645-1102 Fax (860) 645-0823

NY # 11301

RCP Certification Report

October 19, 2020

SDG I.D.: GCG97411

SDG Comments

8270 Semi-volatile Organics:
The client requested a short list for 8270 RCP Semivolatile. Only the PAH constituents are reported as requested on the chain-of-custody.

ETPH Narration

Were all QA/QC performance criteria specified in the Reasonable Confidence Protocol documents achieved? Yes.

Instrument:

AU-XL2 10/16/20-1 Adam Werner, Chemist 10/16/20

CG97412 (1X), CG97413 (1X)

The initial calibration (ETPH916I) RSD for the compound list was less than 30% except for the following compounds: None.
As per section 7.2.3, a discrimination check standard was run (O16A003_1) and contained the following outliers: None.
The continuing calibration %D for the compound list was less than 30% except for the following compounds:None.

QC (Batch Specific):

Batch 549588 (CG97301)

CG97412, CG97413

All LCS recoveries were within 60 - 120 with the following exceptions: None.
All LCSD recoveries were within 60 - 120 with the following exceptions: None.
All LCS/LCSD RPDs were less than 30% with the following exceptions: None.
Additional surrogate criteria: LCS acceptance range is 60-120% MS acceptance range 50-150%. The ETPH/DRO LCS has been normalized based on the alkane calibration.

SVOA Narration

Were all QA/QC performance criteria specified in the Reasonable Confidence Protocol documents achieved? Yes.

Instrument:

CHEM29 10/15/20-1 Wes Bryon, Chemist 10/15/20

CG97412 (1X), CG97413 (1X)

For 8270 full list, the DDT breakdown and pentachlorophenol & benzidine peak tailing were evaluated in the DFTPP tune and were found to be in control.
For 8270 BN list, benzidine peak tailing was evaluated in the DFTPP tune and was found to be in control.

Initial Calibration Evaluation (CHEM29/29_SPLIT_1013):
100% of target compounds met criteria.
The following compounds had %RSDs >20%: None.
The following compounds did not meet recommended response factors: None.
The following compounds did not meet a minimum response factors: None.

Continuing Calibration Verification (CHEM29/1015_08-29_SPLIT_1013):
Internal standard areas were within 50 to 200% of the initial calibration with the following exceptions: None.
100% of target compounds met criteria.
The following compounds did not meet % deviation criteria: None.
The following compounds did not meet maximum % deviations: None.
The following compounds did not meet recommended response factors: None.
The following compounds did not meet minimum response factors: None.

Environmental Laboratories, Inc.
587 East Middle Turnpike, P.O.Box 370, Manchester, CT 06045
Tel. (860) 645-1102 Fax (860) 645-0823

NY # 11301

RCP Certification Report

October 19, 2020

SDG I.D.: GCG97411

SVOA Narration

QC (Batch Specific):

Batch 549606 (CG97241)

CG97412, CG97413

All LCS recoveries were within 40 - 140 with the following exceptions: None.
All LCSD recoveries were within 40 - 140 with the following exceptions: None.
All LCS/LCSD RPDs were less than 30% with the following exceptions: None.
Additional 8270 criteria: 20% of compounds can be outside of acceptance criteria as long as recovery is at least 10%. (Acid surrogates acceptance range for aqueous samples: 15-110%, for soils 30-130%)

VOA Narration

Were all QA/QC performance criteria specified in the Reasonable Confidence Protocol documents achieved? No.

QC Batch 549713 (Samples: CG97412): -----

The LCS/LCSD recovery is acceptable. One analyte in the site specific matrix spike recovery is below the method criteria, therefore a low bias is possible. (Acetone)

The MS and/or the MSD recovery is above the upper range for one or more analytes that were not reported in the sample(s), therefore no significant bias is suspected. (Carbon Disulfide, Chloroethane, trans-1,2-Dichloroethene, Trichlorofluoromethane, Trichlorotrifluoroethane)

The QC recovery for one analyte are above the upper range but was not reported in the sample(s), therefore no significant bias is suspected. (Dichlorodifluoromethane)

QC Batch 549724 (Samples: CG97413): -----

The LCS and/or the LCSD recovery is above the upper range for one or more analytes that were not reported in the sample(s), therefore no significant bias is suspected. (Carbon tetrachloride, trans-1,4-dichloro-2-butene)

The LCS/LCSD recovery is acceptable. One or more analytes in the site specific matrix spike recovery is below the lower range. A low bias is possible. (1,2-Dichlorobenzene, 1,3-Dichlorobenzene, 1,4-Dichlorobenzene, Hexachlorobutadiene, Methyl ethyl ketone, Naphthalene, n-Butylbenzene)

The LCS/LCSD recovery is acceptable. One or more analytes in the site specific matrix spike recovery is below the method criteria. A low bias is likely. (1,2,3-Trichlorobenzene, 1,2,4-Trichlorobenzene, Acetone)

Instrument:

CHEM03 10/15/20-2 Harry Mullin, Chemist 10/15/20

CG97413 (1X, 50X)

Initial Calibration Evaluation (CHEM03/VT-L101220):
94% of target compounds met criteria.
The following compounds had %RSDs >20%: 1,2-Dibromo-3-chloropropane 23% (20%), Acetone 23% (20%), Bromoform 28% (20%), Chloroethane 21% (20%), trans-1,4-dichloro-2-butene 33% (20%)
The following compounds did not meet Table 4 recommended minimum response factors: Bromoform 0.094 (0.1), Tetrachloroethene 0.157 (0.2)
The following compounds did not meet the minimum response factor of 0.05: None.

Environmental Laboratories, Inc.
587 East Middle Turnpike, P.O.Box 370, Manchester, CT 06045
Tel. (860) 645-1102 Fax (860) 645-0823

RCP Certification Report

October 19, 2020

SDG I.D.: GCG97411

VOA Narration

Continuing Calibration Verification (CHEM03/1015_26-VT-L101220):
Internal standard areas were within 50 to 200% of the initial calibration with the following exceptions: None.
98% of target compounds met criteria.
The following compounds did not meet % deviation criteria: None.
The following compounds did not meet maximum % deviations: None.
The following compounds did not meet Table 4 recommended minimum response factors: None.

CHEM14 10/15/20-2 Harry Mullin, Chemist 10/15/20

CG97412 (1X, 50X)

Initial Calibration Evaluation (CHEM14/VT101220):
95% of target compounds met criteria.
The following compounds had %RSDs >20%: 1,2-Dibromo-3-chloropropane 21% (20%), Acetone 24% (20%), trans-1,4-dichloro-2-butene 22% (20%)
The following compounds did not meet Table 4 recommended minimum response factors: Bromoform 0.086 (0.1), Tetrachloroethene 0.179 (0.2)
The following compounds did not meet the minimum response factor of 0.05: None.

Continuing Calibration Verification (CHEM14/1015_31-VT101220):
Internal standard areas were within 50 to 200% of the initial calibration with the following exceptions: None.
100% of target compounds met criteria.
The following compounds did not meet % deviation criteria: None.
The following compounds did not meet maximum % deviations: None.
The following compounds did not meet Table 4 recommended minimum response factors: None.

QC (Site Specific):

Batch 549713 (CG97412) CHEM14 10/15/2020-2

CG97412(1X)

All LCS recoveries were within 70 - 130 with the following exceptions: Dichlorodifluoromethane(131%)
All LCSD recoveries were within 70 - 130 with the following exceptions: None.
All LCS/LCSD RPDs were less than 30% with the following exceptions: None.
All MS recoveries were within 70 - 130 with the following exceptions: Acetone(40%), Carbon Disulfide(134%), Chloroethane(133%), Dichlorodifluoromethane(138%), trans-1,2-Dichloroethene(132%), Trichlorofluoromethane(142%), Trichlorotrifluoroethane(147%)
All MSD recoveries were within 70 - 130 with the following exceptions: Acetone(43%), Chloroethane(131%), Dichlorodifluoromethane(137%), Trichlorofluoromethane(137%), Trichlorotrifluoroethane(142%)
All MS/MSD RPDs were less than 30% with the following exceptions: None.
A matrix effect is suspected when a MS/MSD recovery is outside of criteria. No further action is required if LCS/LCSD compounds are within criteria.
Additional 8260 criteria: 10% of LCS/LCSD compounds can be outside of acceptance criteria as long as recovery is 40-160%, 25-160% for Chloroethane-HL and Trichlorofluoromethane-HL.

Batch 549724 (CG97413) CHEM03 10/15/2020-2

CG97413(1X)

All LCS recoveries were within 70 - 130 with the following exceptions: trans-1,4-dichloro-2-butene(137%)
All LCSD recoveries were within 70 - 130 with the following exceptions: Carbon tetrachloride(137%), trans-1,4-dichloro-2-butene(141%)
All LCS/LCSD RPDs were less than 30% with the following exceptions: None.

Environmental Laboratories, Inc.
587 East Middle Turnpike, P.O.Box 370, Manchester, CT 06045
Tel. (860) 645-1102 Fax (860) 645-0823

ACCREDITED IN ACCORDANCE WITH nelac NY # 11301

RCP Certification Report

October 19, 2020

SDG I.D.: GCG97411

VOA Narration

All MS recoveries were within 70 - 130 with the following exceptions: 1,2,3-Trichlorobenzene(38%), 1,2,4-Trichlorobenzene(40%), 1,2-Dichlorobenzene(60%), 1,3-Dichlorobenzene(63%), 1,4-Dichlorobenzene(61%), Acetone(<10%), Hexachlorobutadiene(49%), Methyl ethyl ketone(55%), Naphthalene(51%), n-Butylbenzene(68%)
All MSD recoveries were within 70 - 130 with the following exceptions: 1,2,3-Trichlorobenzene(35%), 1,2,4-Trichlorobenzene(38%), 1,2-Dichlorobenzene(58%), 1,3-Dichlorobenzene(63%), 1,4-Dichlorobenzene(61%), Acetone(<10%), Hexachlorobutadiene(48%), Methyl ethyl ketone(57%), Naphthalene(47%), n-Butylbenzene(69%)
All MS/MSD RPDs were less than 30% with the following exceptions: None.
A matrix effect is suspected when a MS/MSD recovery is outside of criteria. No further action is required if LCS/LCSD compounds are within criteria.
Additional 8260 criteria: 10% of LCS/LCSD compounds can be outside of acceptance criteria as long as recovery is 40-160%, 25-160% for Chloroethane-HL and Trichlorofluoromethane-HL.

Cooler: Yes ☑ No ☐
Coolant: IPK ☑ ICE ☐ No ☐

CHAIN OF CUSTODY RECORD

Temp 1.0 Pg 1 of 1

PHOENIX
Environmental Laboratories, Inc.

587 East Middle Turnpike, P.O. Box 370, Manchester, CT 06040
Email: info@phoenixlabs.com Fax (860) 645-0823
Client Services (860) 645-8726

Data Delivery/Contact Options:
☐ Fax:
☐ Phone: drew.bichart@eversource.com
☑ Email: lawmay@tighebond.com

Customer: Tighe + Bond
Address: 213 Court St Suite 1100
Middletown CT

Project: Rockville MGP - Eversource
Report to: Lynn Wiley / Drew Bichart
Invoice to: Eversource Direct Bill-Attn Drew Bichart
QUOTE # EVC225203A

Project P.O: 10994669

This section MUST be completed with Bottle Quantities.

Sampler's Signature: RLC Date: 10/15/20

Client Sample - Information - Identification

Matrix Code:
DW=Drinking Water **GW**=Ground Water **SW**=Surface Water **WW**=Waste Water
RW=Raw Water **SE**=Sediment **SL**=Sludge **S**=Soil **SD**=Solid **W**=Wipe **OIL**=Oil
B=Bulk **L**=Liquid **X** = _____(Other)

Analysis Request

PHOENIX USE ONLY SAMPLE #	Customer Sample Identification	Sample Matrix	Date Sampled	Time Sampled	EPH	VOCs	PAHs	MS/MSD *	GL Amber 8 oz. w/H3PO4	Soil VOA Vials (✓) methanol (✓) H2O	GL Soil container ( ) oz	GL Soil container (✓) oz	40 ml VOA Vial [ ] As is [ ] HCL	GL Amber 1000ml [ ] As is [ ] H2SO4	PL As is [ ] 250ml [ ] 500ml [ ] 1000ml	PL H2SO4 [ ] 250ml [ ] 500ml	PL HNO3 250ml	PL NaOH 250ml	Bacteria Bottle w/thio	Bacteria Bottle as is
97411	MW-43 (17-27')	S	10/15/20	11:30					3	1										
97412	MW-43 (26-36')	1	10/15/20	9:55	X	X	X		3	1										
97413	MW-43 (35-37')	—	10/15/20	10:30	X	X	X		3	1										

Relinquished by:	Accepted by:	Date:	Time:
RLC		10/15/20	14:15

Comments, Special Requirements or Regulations:
please hold extra samples

**MS/MSD are considered site samples and will be billed as such in accordance with the prices quoted.*

Turnaround Time:
☐ 1 Day*
☐ 2 Days*
☐ 3 Days*
☑ Standard
☐ Other
* SURCHARGE APPLIES

RI
☐ (Residential) Direct Exposure
☐ (Comm/Industrial) Direct Exposure
☐ GA Leachability
☐ GB Leachability
☐ GA-GW Objectives
☐ GB-GW Objectives

CT
☑ RCP Cert
☐ GW Protection
☐ SW Protection
☐ GA Mobility
☑ GB Mobility
☑ Residential DEC
☑ I/C DEC
☐ Other

MA
☐ MCP Certification
☐ GW-1 ☐ MWRA eSMART
☐ GW-2 ☐ S-1 10% CALC
☐ GW-3
☐ S-1 GW-1 ☐ S-1 GW-2 ☐ S-1 GW-3
☐ S-2 GW-1 ☐ S-2 GW-2 ☐ S-2 GW-3
☐ S-3 GW-1 ☐ S-3 GW-2 ☐ S-3 GW-3
☐ SW Protection

State where samples were collected: CT

Data Format
☒ Excel
☑ PDF
☐ GIS/Key
☐ EQuIS
☒ Other Geotech

Data Package
☐ Tier II Checklist
☐ Full Data Package*
☑ Phoenix Std Report
☐ Other
* SURCHARGE APPLIES

PEL-126 REV. 06/20

PHOENIX
Environmental Laboratories, Inc.

Wednesday, October 28, 2020

Attn: Lynn Willey
Tighe & Bond
213 Court St, Suite 1100
Middletown, CT 06457

Project ID: ROCKVILLE MGP-EVERSOURCE
SDG ID: GCH03089
Sample ID#s: CH03089, CH03091

This laboratory is in compliance with the NELAC requirements of procedures used except where indicated.

This report contains results for the parameters tested, under the sampling conditions described on the Chain Of Custody, as received by the laboratory. This report is incomplete unless all pages indicated in the pagination at the bottom of the page are included.

All soils, solids and sludges are reported on a dry weight basis unless otherwise noted in the sample comments.

A scanned version of the COC form accompanies the analytical report and is an exact duplicate of the original.

If you are the client above and have any questions concerning this testing, please do not hesitate to contact Phoenix Client Services at ext.200. The contents of this report cannot be discussed with anyone other than the client listed above without their written consent.

Sincerely yours,

Phyllis Shiller
Laboratory Director

NELAC - #NY11301
CT Lab Registration #PH-0618
MA Lab Registration #M-CT007
ME Lab Registration #CT-007
NH Lab Registration #213693-A,B
NJ Lab Registration #CT-003
NY Lab Registration #11301
PA Lab Registration #68-03530
RI Lab Registration #63
UT Lab Registration #CT00007
VT Lab Registration #VT11301

Environmental Laboratories, Inc.
587 East Middle Turnpike, P.O.Box 370, Manchester, CT 06045
Tel. (860) 645-1102 Fax (860) 645-0823

Sample Id Cross Reference

October 28, 2020

SDG I.D.: GCH03089

Project ID: ROCKVILLE MGP-EVERSOURCE

Client Id	Lab Id	Matrix
MW-42S (28.5-30`)	CH03089	SOIL
MW-42S (38-40`)	CH03091	SOIL

Environmental Laboratories, Inc.
587 East Middle Turnpike, P.O.Box 370, Manchester, CT 06045
Tel. (860) 645-1102 Fax (860) 645-0823

Analysis Report

October 28, 2020

FOR: Attn: Lynn Willey
Tighe & Bond
213 Court St, Suite 1100
Middletown, CT 06457

Sample Information		Custody Information		Date	Time
Matrix:	SOIL	Collected by:		10/23/20	11:50
Location Code:	TIGHE-EVER	Received by:	SW	10/23/20	14:52
Rush Request:	72 Hour	Analyzed by:	see "By" below		
P.O.#:	10948703				

Laboratory Data

SDG ID: GCH03089
Phoenix ID: CH03089

Project ID: ROCKVILLE MGP-EVERSOURCE
Client ID: MW-42S (28.5-30`)

Parameter	Result	RL/ PQL	Units	Dilution	Date/Time	By	Reference
Percent Solid	90		%		10/23/20	CAJ	SW846-%Solid
Extraction of CT ETPH	Completed				10/23/20	G/M	SW3546
Soil Extraction for SVOA PAH	Completed				10/23/20	R/M	SW3546
TPH by GC (Extractable Products)							
Ext. Petroleum H.C. (C9-C36)	ND	54	mg/Kg	1	10/24/20	JRB	CTETPH 8015D
Identification	ND		mg/Kg	1	10/24/20	JRB	CTETPH 8015D
QA/QC Surrogates							
% n-Pentacosane	84		%	1	10/24/20	JRB	50 - 150 %
Volatiles							
1,1,1,2-Tetrachloroethane	ND	4.2	ug/Kg	1	10/26/20	JLI	SW8260C
1,1,1-Trichloroethane	ND	4.2	ug/Kg	1	10/26/20	JLI	SW8260C
1,1,2,2-Tetrachloroethane	ND	2.5	ug/Kg	1	10/26/20	JLI	SW8260C
1,1,2-Trichloroethane	ND	4.2	ug/Kg	1	10/26/20	JLI	SW8260C
1,1-Dichloroethane	ND	4.2	ug/Kg	1	10/26/20	JLI	SW8260C
1,1-Dichloroethene	ND	4.2	ug/Kg	1	10/26/20	JLI	SW8260C
1,1-Dichloropropene	ND	4.2	ug/Kg	1	10/26/20	JLI	SW8260C
1,2,3-Trichlorobenzene	ND	4.2	ug/Kg	1	10/26/20	JLI	SW8260C
1,2,3-Trichloropropane	ND	4.2	ug/Kg	1	10/26/20	JLI	SW8260C
1,2,4-Trichlorobenzene	ND	4.2	ug/Kg	1	10/26/20	JLI	SW8260C
1,2,4-Trimethylbenzene	ND	4.2	ug/Kg	1	10/26/20	JLI	SW8260C
1,2-Dibromo-3-chloropropane	ND	4.2	ug/Kg	1	10/26/20	JLI	SW8260C
1,2-Dibromoethane	ND	4.2	ug/Kg	1	10/26/20	JLI	SW8260C
1,2-Dichlorobenzene	ND	4.2	ug/Kg	1	10/26/20	JLI	SW8260C
1,2-Dichloroethane	ND	4.2	ug/Kg	1	10/26/20	JLI	SW8260C
1,2-Dichloropropane	ND	4.2	ug/Kg	1	10/26/20	JLI	SW8260C
1,3,5-Trimethylbenzene	ND	4.2	ug/Kg	1	10/26/20	JLI	SW8260C

Ver 1

Project ID: ROCKVILLE MGP-EVERSOURCE
Client ID: MW-42S (28.5-30`)

Phoenix I.D.: CH03089

Parameter	Result	RL/ PQL	Units	Dilution	Date/Time	By	
1,3-Dichlorobenzene	ND	4.2	ug/Kg	1	10/26/20	JLI	SW8260C
1,3-Dichloropropane	ND	4.2	ug/Kg	1	10/26/20	JLI	SW8260C
1,4-Dichlorobenzene	ND	4.2	ug/Kg	1	10/26/20	JLI	SW8260C
2,2-Dichloropropane	ND	4.2	ug/Kg	1	10/26/20	JLI	SW8260C
2-Chlorotoluene	ND	4.2	ug/Kg	1	10/26/20	JLI	SW8260C
2-Hexanone	ND	21	ug/Kg	1	10/26/20	JLI	SW8260C
2-Isopropyltoluene	ND	4.2	ug/Kg	1	10/26/20	JLI	SW8260C
4-Chlorotoluene	ND	4.2	ug/Kg	1	10/26/20	JLI	SW8260C
4-Methyl-2-pentanone	ND	21	ug/Kg	1	10/26/20	JLI	SW8260C
Acetone	ND	210	ug/Kg	1	10/26/20	JLI	SW8260C
Acrylonitrile	ND	4.2	ug/Kg	1	10/26/20	JLI	SW8260C
Benzene	ND	4.2	ug/Kg	1	10/26/20	JLI	SW8260C
Bromobenzene	ND	4.2	ug/Kg	1	10/26/20	JLI	SW8260C
Bromochloromethane	ND	4.2	ug/Kg	1	10/26/20	JLI	SW8260C
Bromodichloromethane	ND	4.2	ug/Kg	1	10/26/20	JLI	SW8260C
Bromoform	ND	4.2	ug/Kg	1	10/26/20	JLI	SW8260C
Bromomethane	ND	4.2	ug/Kg	1	10/26/20	JLI	SW8260C
Carbon Disulfide	ND	4.2	ug/Kg	1	10/26/20	JLI	SW8260C
Carbon tetrachloride	ND	4.2	ug/Kg	1	10/26/20	JLI	SW8260C
Chlorobenzene	ND	4.2	ug/Kg	1	10/26/20	JLI	SW8260C
Chloroethane	ND	4.2	ug/Kg	1	10/26/20	JLI	SW8260C
Chloroform	ND	4.2	ug/Kg	1	10/26/20	JLI	SW8260C
Chloromethane	ND	4.2	ug/Kg	1	10/26/20	JLI	SW8260C
cis-1,2-Dichloroethene	ND	4.2	ug/Kg	1	10/26/20	JLI	SW8260C
cis-1,3-Dichloropropene	ND	4.2	ug/Kg	1	10/26/20	JLI	SW8260C
Dibromochloromethane	ND	2.5	ug/Kg	1	10/26/20	JLI	SW8260C
Dibromomethane	ND	4.2	ug/Kg	1	10/26/20	JLI	SW8260C
Dichlorodifluoromethane	ND	4.2	ug/Kg	1	10/26/20	JLI	SW8260C
Ethylbenzene	10	4.2	ug/Kg	1	10/26/20	JLI	SW8260C
Hexachlorobutadiene	ND	4.2	ug/Kg	1	10/26/20	JLI	SW8260C
Isopropylbenzene	ND	4.2	ug/Kg	1	10/26/20	JLI	SW8260C
m&p-Xylene	ND	4.2	ug/Kg	1	10/26/20	JLI	SW8260C
Methyl Ethyl Ketone	ND	25	ug/Kg	1	10/26/20	JLI	SW8260C
Methyl t-butyl ether (MTBE)	ND	8.3	ug/Kg	1	10/26/20	JLI	SW8260C
Methylene chloride	ND	8.3	ug/Kg	1	10/26/20	JLI	SW8260C
Naphthalene	260	230	ug/Kg	50	10/24/20	JLI	SW8260C
n-Butylbenzene	ND	4.2	ug/Kg	1	10/26/20	JLI	SW8260C
n-Propylbenzene	ND	4.2	ug/Kg	1	10/26/20	JLI	SW8260C
o-Xylene	ND	4.2	ug/Kg	1	10/26/20	JLI	SW8260C
p-Isopropyltoluene	ND	4.2	ug/Kg	1	10/26/20	JLI	SW8260C
sec-Butylbenzene	ND	4.2	ug/Kg	1	10/26/20	JLI	SW8260C
Styrene	ND	4.2	ug/Kg	1	10/26/20	JLI	SW8260C
tert-Butylbenzene	ND	4.2	ug/Kg	1	10/26/20	JLI	SW8260C
Tetrachloroethene	ND	4.2	ug/Kg	1	10/26/20	JLI	SW8260C
Tetrahydrofuran (THF)	ND	8.3	ug/Kg	1	10/26/20	JLI	SW8260C
Toluene	ND	4.2	ug/Kg	1	10/26/20	JLI	SW8260C
Total Xylenes	ND	4.2	ug/Kg	1	10/26/20	JLI	SW8260C
trans-1,2-Dichloroethene	ND	4.2	ug/Kg	1	10/26/20	JLI	SW8260C
trans-1,3-Dichloropropene	ND	4.2	ug/Kg	1	10/26/20	JLI	SW8260C

Project ID: ROCKVILLE MGP-EVERSOURCE
Client ID: MW-42S (28.5-30`)
Phoenix I.D.: CH03089

Parameter	Result	RL/ PQL	Units	Dilution	Date/Time	By	
trans-1,4-dichloro-2-butene	ND	8.3	ug/Kg	1	10/26/20	JLI	SW8260C
Trichloroethene	ND	4.2	ug/Kg	1	10/26/20	JLI	SW8260C
Trichlorofluoromethane	ND	4.2	ug/Kg	1	10/26/20	JLI	SW8260C
Trichlorotrifluoroethane	ND	8.3	ug/Kg	1	10/26/20	JLI	SW8260C
Vinyl chloride	ND	4.2	ug/Kg	1	10/26/20	JLI	SW8260C
QA/QC Surrogates							
% 1,2-dichlorobenzene-d4	99		%	1	10/26/20	JLI	70 - 130 %
% Bromofluorobenzene	95		%	1	10/26/20	JLI	70 - 130 %
% Dibromofluoromethane	92		%	1	10/26/20	JLI	70 - 130 %
% Toluene-d8	97		%	1	10/26/20	JLI	70 - 130 %
% 1,2-dichlorobenzene-d4 (50x)	99		%	50	10/24/20	JLI	70 - 130 %
% Bromofluorobenzene (50x)	98		%	50	10/24/20	JLI	70 - 130 %
% Dibromofluoromethane (50x)	94		%	50	10/24/20	JLI	70 - 130 %
% Toluene-d8 (50x)	100		%	50	10/24/20	JLI	70 - 130 %
Polynuclear Aromatic HC							
2-Methylnaphthalene	ND	260	ug/Kg	1	10/24/20	WB	SW8270D
Acenaphthene	ND	260	ug/Kg	1	10/24/20	WB	SW8270D
Acenaphthylene	ND	260	ug/Kg	1	10/24/20	WB	SW8270D
Anthracene	ND	260	ug/Kg	1	10/24/20	WB	SW8270D
Benz(a)anthracene	ND	260	ug/Kg	1	10/24/20	WB	SW8270D
Benzo(a)pyrene	ND	260	ug/Kg	1	10/24/20	WB	SW8270D
Benzo(b)fluoranthene	ND	260	ug/Kg	1	10/24/20	WB	SW8270D
Benzo(ghi)perylene	ND	260	ug/Kg	1	10/24/20	WB	SW8270D
Benzo(k)fluoranthene	ND	260	ug/Kg	1	10/24/20	WB	SW8270D
Chrysene	ND	260	ug/Kg	1	10/24/20	WB	SW8270D
Dibenz(a,h)anthracene	ND	260	ug/Kg	1	10/24/20	WB	SW8270D
Fluoranthene	ND	260	ug/Kg	1	10/24/20	WB	SW8270D
Fluorene	ND	260	ug/Kg	1	10/24/20	WB	SW8270D
Indeno(1,2,3-cd)pyrene	ND	260	ug/Kg	1	10/24/20	WB	SW8270D
Naphthalene	ND	260	ug/Kg	1	10/24/20	WB	SW8270D
Phenanthrene	ND	260	ug/Kg	1	10/24/20	WB	SW8270D
Pyrene	ND	260	ug/Kg	1	10/24/20	WB	SW8270D
QA/QC Surrogates							
% 2-Fluorobiphenyl	80		%	1	10/24/20	WB	30 - 130 %
% Nitrobenzene-d5	60		%	1	10/24/20	WB	30 - 130 %
% Terphenyl-d14	88		%	1	10/24/20	WB	30 - 130 %
Field Extraction	Completed				10/23/20		SW5035A

Project ID: ROCKVILLE MGP-EVERSOURCE
Client ID: MW-42S (28.5-30`)

Phoenix I.D.: CH03089

Parameter	Result	RL/ PQL	Units	Dilution	Date/Time	By

RL/PQL=Reporting/Practical Quantitation Level ND=Not Detected BRL=Below Reporting Level
QA/QC Surrogates: Surrogates are compounds (preceeded with a %) added by the lab to determine analysis efficiency. Surrogate results(%) listed in the report are not "detected" compounds.

Comments:

All soils, solids and sludges are reported on a dry weight basis unless otherwise noted in the sample comments.

If you are the client above and have any questions concerning this testing, please do not hesitate to contact Phoenix Client Services at ext.200.
The contents of this report cannot be discussed with anyone other than the client listed above without their written consent.

Phyllis Shiller, Laboratory Director
October 28, 2020
Reviewed and Released by: Greg Lawrence, Assistant Lab Director

Environmental Laboratories, Inc.
587 East Middle Turnpike, P.O.Box 370, Manchester, CT 06045
Tel. (860) 645-1102 Fax (860) 645-0823

Analysis Report

October 28, 2020

FOR: Attn: Lynn Willey
Tighe & Bond
213 Court St, Suite 1100
Middletown, CT 06457

Sample Information		Custody Information		Date	Time
Matrix:	SOIL	Collected by:		10/23/20	12:20
Location Code:	TIGHE-EVER	Received by:	SW	10/23/20	14:52
Rush Request:	72 Hour	Analyzed by:	see "By" below		
P.O.#:	10948703				

Laboratory Data

SDG ID: GCH03089
Phoenix ID: CH03091

Project ID: ROCKVILLE MGP-EVERSOURCE
Client ID: MW-42S (38-40`)

Parameter	Result	RL/ PQL	Units	Dilution	Date/Time	By	Reference
Percent Solid	89		%		10/23/20	CAJ	SW846-%Solid
Extraction of CT ETPH	Completed				10/23/20	G/M	SW3546
Soil Extraction for SVOA PAH	Completed				10/23/20	R/M	SW3546
TPH by GC (Extractable Products)							
Ext. Petroleum H.C. (C9-C36)	ND	55	mg/Kg	1	10/24/20	JRB	CTETPH 8015D
Identification	ND		mg/Kg	1	10/24/20	JRB	CTETPH 8015D
QA/QC Surrogates							
% n-Pentacosane	70		%	1	10/24/20	JRB	50 - 150 %
Volatiles							
1,1,1,2-Tetrachloroethane	ND	5.2	ug/Kg	1	10/26/20	JLI	SW8260C
1,1,1-Trichloroethane	ND	5.2	ug/Kg	1	10/26/20	JLI	SW8260C
1,1,2,2-Tetrachloroethane	ND	3.1	ug/Kg	1	10/26/20	JLI	SW8260C
1,1,2-Trichloroethane	ND	5.2	ug/Kg	1	10/26/20	JLI	SW8260C
1,1-Dichloroethane	ND	5.2	ug/Kg	1	10/26/20	JLI	SW8260C
1,1-Dichloroethene	ND	5.2	ug/Kg	1	10/26/20	JLI	SW8260C
1,1-Dichloropropene	ND	5.2	ug/Kg	1	10/26/20	JLI	SW8260C
1,2,3-Trichlorobenzene	ND	5.2	ug/Kg	1	10/26/20	JLI	SW8260C
1,2,3-Trichloropropane	ND	5.2	ug/Kg	1	10/26/20	JLI	SW8260C
1,2,4-Trichlorobenzene	ND	5.2	ug/Kg	1	10/26/20	JLI	SW8260C
1,2,4-Trimethylbenzene	ND	5.2	ug/Kg	1	10/26/20	JLI	SW8260C
1,2-Dibromo-3-chloropropane	ND	5.2	ug/Kg	1	10/26/20	JLI	SW8260C
1,2-Dibromoethane	ND	5.2	ug/Kg	1	10/26/20	JLI	SW8260C
1,2-Dichlorobenzene	ND	5.2	ug/Kg	1	10/26/20	JLI	SW8260C
1,2-Dichloroethane	ND	5.2	ug/Kg	1	10/26/20	JLI	SW8260C
1,2-Dichloropropane	ND	5.2	ug/Kg	1	10/26/20	JLI	SW8260C
1,3,5-Trimethylbenzene	ND	5.2	ug/Kg	1	10/26/20	JLI	SW8260C

Ver 1

Project ID: ROCKVILLE MGP-EVERSOURCE
Client ID: MW-42S (38-40`)

Phoenix I.D.: CH03091

Parameter	Result	RL/ PQL	Units	Dilution	Date/Time	By	
1,3-Dichlorobenzene	ND	5.2	ug/Kg	1	10/26/20	JLI	SW8260C
1,3-Dichloropropane	ND	5.2	ug/Kg	1	10/26/20	JLI	SW8260C
1,4-Dichlorobenzene	ND	5.2	ug/Kg	1	10/26/20	JLI	SW8260C
2,2-Dichloropropane	ND	5.2	ug/Kg	1	10/26/20	JLI	SW8260C
2-Chlorotoluene	ND	5.2	ug/Kg	1	10/26/20	JLI	SW8260C
2-Hexanone	ND	26	ug/Kg	1	10/26/20	JLI	SW8260C
2-Isopropyltoluene	ND	5.2	ug/Kg	1	10/26/20	JLI	SW8260C
4-Chlorotoluene	ND	5.2	ug/Kg	1	10/26/20	JLI	SW8260C
4-Methyl-2-pentanone	ND	26	ug/Kg	1	10/26/20	JLI	SW8260C
Acetone	ND	260	ug/Kg	1	10/26/20	JLI	SW8260C
Acrylonitrile	ND	5.2	ug/Kg	1	10/26/20	JLI	SW8260C
Benzene	ND	5.2	ug/Kg	1	10/26/20	JLI	SW8260C
Bromobenzene	ND	5.2	ug/Kg	1	10/26/20	JLI	SW8260C
Bromochloromethane	ND	5.2	ug/Kg	1	10/26/20	JLI	SW8260C
Bromodichloromethane	ND	5.2	ug/Kg	1	10/26/20	JLI	SW8260C
Bromoform	ND	5.2	ug/Kg	1	10/26/20	JLI	SW8260C
Bromomethane	ND	5.2	ug/Kg	1	10/26/20	JLI	SW8260C
Carbon Disulfide	ND	5.2	ug/Kg	1	10/26/20	JLI	SW8260C
Carbon tetrachloride	ND	5.2	ug/Kg	1	10/26/20	JLI	SW8260C
Chlorobenzene	ND	5.2	ug/Kg	1	10/26/20	JLI	SW8260C
Chloroethane	ND	5.2	ug/Kg	1	10/26/20	JLI	SW8260C
Chloroform	ND	5.2	ug/Kg	1	10/26/20	JLI	SW8260C
Chloromethane	ND	5.2	ug/Kg	1	10/26/20	JLI	SW8260C
cis-1,2-Dichloroethene	ND	5.2	ug/Kg	1	10/26/20	JLI	SW8260C
cis-1,3-Dichloropropene	ND	5.2	ug/Kg	1	10/26/20	JLI	SW8260C
Dibromochloromethane	ND	3.1	ug/Kg	1	10/26/20	JLI	SW8260C
Dibromomethane	ND	5.2	ug/Kg	1	10/26/20	JLI	SW8260C
Dichlorodifluoromethane	ND	5.2	ug/Kg	1	10/26/20	JLI	SW8260C
Ethylbenzene	5.0	4.7	ug/Kg	1	10/26/20	JLI	SW8260C
Hexachlorobutadiene	ND	5.2	ug/Kg	1	10/26/20	JLI	SW8260C
Isopropylbenzene	ND	5.2	ug/Kg	1	10/26/20	JLI	SW8260C
m&p-Xylene	ND	5.2	ug/Kg	1	10/26/20	JLI	SW8260C
Methyl Ethyl Ketone	ND	31	ug/Kg	1	10/26/20	JLI	SW8260C
Methyl t-butyl ether (MTBE)	ND	10	ug/Kg	1	10/26/20	JLI	SW8260C
Methylene chloride	ND	10	ug/Kg	1	10/26/20	JLI	SW8260C
Naphthalene	29	5.2	ug/Kg	1	10/26/20	JLI	SW8260C
n-Butylbenzene	ND	5.2	ug/Kg	1	10/26/20	JLI	SW8260C
n-Propylbenzene	ND	5.2	ug/Kg	1	10/26/20	JLI	SW8260C
o-Xylene	ND	5.2	ug/Kg	1	10/26/20	JLI	SW8260C
p-Isopropyltoluene	ND	5.2	ug/Kg	1	10/26/20	JLI	SW8260C
sec-Butylbenzene	ND	5.2	ug/Kg	1	10/26/20	JLI	SW8260C
Styrene	ND	5.2	ug/Kg	1	10/26/20	JLI	SW8260C
tert-Butylbenzene	ND	5.2	ug/Kg	1	10/26/20	JLI	SW8260C
Tetrachloroethene	ND	5.2	ug/Kg	1	10/26/20	JLI	SW8260C
Tetrahydrofuran (THF)	ND	10	ug/Kg	1	10/26/20	JLI	SW8260C
Toluene	ND	5.2	ug/Kg	1	10/26/20	JLI	SW8260C
Total Xylenes	ND	5.2	ug/Kg	1	10/26/20	JLI	SW8260C
trans-1,2-Dichloroethene	ND	5.2	ug/Kg	1	10/26/20	JLI	SW8260C
trans-1,3-Dichloropropene	ND	5.2	ug/Kg	1	10/26/20	JLI	SW8260C

Project ID: ROCKVILLE MGP-EVERSOURCE
Client ID: MW-42S (38-40`)

Phoenix I.D.: CH03091

Parameter	Result	RL/ PQL	Units	Dilution	Date/Time	By	
trans-1,4-dichloro-2-butene	ND	10	ug/Kg	1	10/26/20	JLI	SW8260C
Trichloroethene	ND	5.2	ug/Kg	1	10/26/20	JLI	SW8260C
Trichlorofluoromethane	ND	5.2	ug/Kg	1	10/26/20	JLI	SW8260C
Trichlorotrifluoroethane	ND	10	ug/Kg	1	10/26/20	JLI	SW8260C
Vinyl chloride	ND	5.2	ug/Kg	1	10/26/20	JLI	SW8260C
QA/QC Surrogates							
% 1,2-dichlorobenzene-d4	100		%	1	10/26/20	JLI	70 - 130 %
% Bromofluorobenzene	95		%	1	10/26/20	JLI	70 - 130 %
% Dibromofluoromethane	92		%	1	10/26/20	JLI	70 - 130 %
% Toluene-d8	98		%	1	10/26/20	JLI	70 - 130 %
Polynuclear Aromatic HC							
2-Methylnaphthalene	ND	260	ug/Kg	1	10/24/20	WB	SW8270D
Acenaphthene	ND	260	ug/Kg	1	10/24/20	WB	SW8270D
Acenaphthylene	ND	260	ug/Kg	1	10/24/20	WB	SW8270D
Anthracene	ND	260	ug/Kg	1	10/24/20	WB	SW8270D
Benz(a)anthracene	ND	260	ug/Kg	1	10/24/20	WB	SW8270D
Benzo(a)pyrene	ND	260	ug/Kg	1	10/24/20	WB	SW8270D
Benzo(b)fluoranthene	ND	260	ug/Kg	1	10/24/20	WB	SW8270D
Benzo(ghi)perylene	ND	260	ug/Kg	1	10/24/20	WB	SW8270D
Benzo(k)fluoranthene	ND	260	ug/Kg	1	10/24/20	WB	SW8270D
Chrysene	ND	260	ug/Kg	1	10/24/20	WB	SW8270D
Dibenz(a,h)anthracene	ND	260	ug/Kg	1	10/24/20	WB	SW8270D
Fluoranthene	ND	260	ug/Kg	1	10/24/20	WB	SW8270D
Fluorene	ND	260	ug/Kg	1	10/24/20	WB	SW8270D
Indeno(1,2,3-cd)pyrene	ND	260	ug/Kg	1	10/24/20	WB	SW8270D
Naphthalene	ND	260	ug/Kg	1	10/24/20	WB	SW8270D
Phenanthrene	ND	260	ug/Kg	1	10/24/20	WB	SW8270D
Pyrene	ND	260	ug/Kg	1	10/24/20	WB	SW8270D
QA/QC Surrogates							
% 2-Fluorobiphenyl	80		%	1	10/24/20	WB	30 - 130 %
% Nitrobenzene-d5	67		%	1	10/24/20	WB	30 - 130 %
% Terphenyl-d14	88		%	1	10/24/20	WB	30 - 130 %
Field Extraction	Completed				10/23/20		SW5035A

Project ID: ROCKVILLE MGP-EVERSOURCE
Client ID: MW-42S (38-40`)

Phoenix I.D.: CH03091

Parameter	Result	RL/ PQL	Units	Dilution	Date/Time	By

RL/PQL=Reporting/Practical Quantitation Level ND=Not Detected BRL=Below Reporting Level
QA/QC Surrogates: Surrogates are compounds (preceeded with a %) added by the lab to determine analysis efficiency. Surrogate results(%) listed in the report are not "detected" compounds.

Comments:

All soils, solids and sludges are reported on a dry weight basis unless otherwise noted in the sample comments.

If you are the client above and have any questions concerning this testing, please do not hesitate to contact Phoenix Client Services at ext.200.
The contents of this report cannot be discussed with anyone other than the client listed above without their written consent.



Phyllis Shiller, Laboratory Director
October 28, 2020
Reviewed and Released by: Greg Lawrence, Assistant Lab Director

Environmental Laboratories, Inc.
587 East Middle Turnpike, P.O.Box 370, Manchester, CT 06045
Tel. (860) 645-1102 Fax (860) 645-0823

QA/QC Report

October 28, 2020

QA/QC Data

SDG I.D.: GCH03089

Parameter	Blank	Blk RL	LCS %	LCSD %	LCS RPD	MS %	MSD %	MS RPD	% Rec Limits	% RPD Limits
QA/QC Batch 550700 (mg/Kg), QC Sample No: CH03101 (CH03089, CH03091)										
TPH by GC (Extractable Products) - Soil										
Ext. Petroleum H.C. (C9-C36)	ND	50	115	115	0.0	105	118	11.7	60 - 120	30
% n-Pentacosane	90	%	93	92	1.1	80	93	15.0	50 - 150	30
Comment:										
Additional surrogate criteria: LCS acceptance range is 60-120% MS acceptance range 50-150%. The ETPH/DRO LCS has been normalized based on the alkane calibration.										
QA/QC Batch 550730 (ug/kg), QC Sample No: CH03112 (CH03089, CH03091)										
Polynuclear Aromatic HC - Soil										
2-Methylnaphthalene	ND	230	74	71	4.1	63	68	7.6	40 - 140	30
Acenaphthene	ND	230	86	86	0.0	71	85	17.9	30 - 130	30
Acenaphthylene	ND	230	78	78	0.0	64	76	17.1	40 - 140	30
Anthracene	ND	230	86	83	3.6	70	81	14.6	40 - 140	30
Benz(a)anthracene	ND	230	88	86	2.3	71	85	17.9	40 - 140	30
Benzo(a)pyrene	ND	230	90	89	1.1	73	88	18.6	40 - 140	30
Benzo(b)fluoranthene	ND	230	105	104	1.0	81	99	20.0	40 - 140	30
Benzo(ghi)perylene	ND	230	85	83	2.4	67	81	18.9	40 - 140	30
Benzo(k)fluoranthene	ND	230	65	65	0.0	54	66	20.0	40 - 140	30
Chrysene	ND	230	88	86	2.3	71	85	17.9	40 - 140	30
Dibenz(a,h)anthracene	ND	230	82	82	0.0	69	80	14.8	40 - 140	30
Fluoranthene	ND	230	83	80	3.7	65	80	20.7	40 - 140	30
Fluorene	ND	230	83	82	1.2	68	82	18.7	40 - 140	30
Indeno(1,2,3-cd)pyrene	ND	230	83	80	3.7	65	80	20.7	40 - 140	30
Naphthalene	ND	230	72	71	1.4	61	68	10.9	40 - 140	30
Phenanthrene	ND	230	85	82	3.6	67	81	18.9	40 - 140	30
Pyrene	ND	230	80	77	3.8	63	77	20.0	30 - 130	30
% 2-Fluorobiphenyl	82	%	80	83	3.7	65	78	18.2	30 - 130	30
% Nitrobenzene-d5	70	%	71	70	1.4	64	63	1.6	30 - 130	30
% Terphenyl-d14	86	%	90	86	4.5	72	86	17.7	30 - 130	30
Comment:										
Additional 8270 criteria: 20% of compounds can be outside of acceptance criteria as long as recovery is at least 10%. (Acid surrogates acceptance range for aqueous samples: 15-110%, for soils 30-130%)										
QA/QC Batch 550842H (ug/kg), QC Sample No: CH02309 50X (CH03089 (50X))										
Volatiles - Soil (High Level)										
Naphthalene	ND	250	95	96	1.0	103	106	2.9	70 - 130	30
% 1,2-dichlorobenzene-d4	100	%	100	99	1.0	100	100	0.0	70 - 130	30
% Bromofluorobenzene	97	%	99	98	1.0	99	98	1.0	70 - 130	30
% Dibromofluoromethane	95	%	97	96	1.0	97	98	1.0	70 - 130	30
% Toluene-d8	100	%	100	100	0.0	100	100	0.0	70 - 130	30
Comment:										
Additional 8260 criteria: 10% of LCS/LCSD compounds can be outside of acceptance criteria as long as recovery is 40-160%, 25-160% for Chloroethane-HL and Trichlorofluoromethane-HL.										

QA/QC Data

SDG I.D.: GCH03089

Parameter	Blank	Blk RL	LCS %	LCSD %	LCS RPD	MS %	MSD %	MS RPD	% Rec Limits	% RPD Limits
QA/QC Batch 551034 (ug/kg), QC Sample No: CH03070 (CH03089, CH03091)										
Volatiles - Soil (Low Level)										
1,1,1,2-Tetrachloroethane	ND	5.0	91	91	0.0				70 - 130	30
1,1,1-Trichloroethane	ND	5.0	82	84	2.4				70 - 130	30
1,1,2,2-Tetrachloroethane	ND	3.0	98	93	5.2				70 - 130	30
1,1,2-Trichloroethane	ND	5.0	91	90	1.1				70 - 130	30
1,1-Dichloroethane	ND	5.0	92	92	0.0				70 - 130	30
1,1-Dichloroethene	ND	5.0	86	86	0.0				70 - 130	30
1,1-Dichloropropene	ND	5.0	86	87	1.2				70 - 130	30
1,2,3-Trichlorobenzene	ND	5.0	85	86	1.2				70 - 130	30
1,2,3-Trichloropropane	ND	5.0	91	88	3.4				70 - 130	30
1,2,4-Trichlorobenzene	ND	5.0	87	90	3.4				70 - 130	30
1,2,4-Trimethylbenzene	ND	1.0	87	89	2.3				70 - 130	30
1,2-Dibromo-3-chloropropane	ND	5.0	99	96	3.1				70 - 130	30
1,2-Dibromoethane	ND	5.0	91	89	2.2				70 - 130	30
1,2-Dichlorobenzene	ND	5.0	90	91	1.1				70 - 130	30
1,2-Dichloroethane	ND	5.0	88	87	1.1				70 - 130	30
1,2-Dichloropropane	ND	5.0	88	87	1.1				70 - 130	30
1,3,5-Trimethylbenzene	ND	1.0	87	89	2.3				70 - 130	30
1,3-Dichlorobenzene	ND	5.0	90	92	2.2				70 - 130	30
1,3-Dichloropropane	ND	5.0	89	87	2.3				70 - 130	30
1,4-Dichlorobenzene	ND	5.0	89	91	2.2				70 - 130	30
2,2-Dichloropropane	ND	5.0	79	81	2.5				70 - 130	30
2-Chlorotoluene	ND	5.0	89	90	1.1				70 - 130	30
2-Hexanone	ND	25	87	85	2.3				70 - 130	30
2-Isopropyltoluene	ND	5.0	91	94	3.2				70 - 130	30
4-Chlorotoluene	ND	5.0	89	91	2.2				70 - 130	30
4-Methyl-2-pentanone	ND	25	88	85	3.5				70 - 130	30
Acetone	ND	10	83	81	2.4				70 - 130	30
Acrylonitrile	ND	5.0	94	92	2.2				70 - 130	30
Benzene	ND	1.0	90	90	0.0				70 - 130	30
Bromobenzene	ND	5.0	91	90	1.1				70 - 130	30
Bromochloromethane	ND	5.0	91	90	1.1				70 - 130	30
Bromodichloromethane	ND	5.0	95	94	1.1				70 - 130	30
Bromoform	ND	5.0	98	96	2.1				70 - 130	30
Bromomethane	ND	5.0	85	86	1.2				70 - 130	30
Carbon Disulfide	ND	5.0	93	95	2.1				70 - 130	30
Carbon tetrachloride	ND	5.0	84	103	20.3				70 - 130	30
Chlorobenzene	ND	5.0	89	90	1.1				70 - 130	30
Chloroethane	ND	5.0	84	88	4.7				70 - 130	30
Chloroform	ND	5.0	87	86	1.2				70 - 130	30
Chloromethane	ND	5.0	75	78	3.9				70 - 130	30
cis-1,2-Dichloroethene	ND	5.0	81	82	1.2				70 - 130	30
cis-1,3-Dichloropropene	ND	5.0	89	89	0.0				70 - 130	30
Dibromochloromethane	ND	3.0	100	100	0.0				70 - 130	30
Dibromomethane	ND	5.0	90	88	2.2				70 - 130	30
Dichlorodifluoromethane	ND	5.0	83	85	2.4				70 - 130	30
Ethylbenzene	ND	1.0	88	91	3.4				70 - 130	30
Hexachlorobutadiene	ND	5.0	81	89	9.4				70 - 130	30
Isopropylbenzene	ND	1.0	89	91	2.2				70 - 130	30
m&p-Xylene	ND	2.0	89	91	2.2				70 - 130	30
Methyl ethyl ketone	ND	5.0	93	87	6.7				70 - 130	30

QA/QC Data

SDG I.D.: GCH03089

Parameter	Blank	Blk RL	LCS %	LCSD %	LCS RPD	MS %	MSD %	MS RPD	% Rec Limits	% RPD Limits
Methyl t-butyl ether (MTBE)	ND	1.0	87	85	2.3				70 - 130	30
Methylene chloride	ND	5.0	78	77	1.3				70 - 130	30
Naphthalene	ND	5.0	89	87	2.3				70 - 130	30
n-Butylbenzene	ND	1.0	85	92	7.9				70 - 130	30
n-Propylbenzene	ND	1.0	88	91	3.4				70 - 130	30
o-Xylene	ND	2.0	89	91	2.2				70 - 130	30
p-Isopropyltoluene	ND	1.0	87	92	5.6				70 - 130	30
sec-Butylbenzene	ND	1.0	92	96	4.3				70 - 130	30
Styrene	ND	5.0	90	91	1.1				70 - 130	30
tert-Butylbenzene	ND	1.0	87	90	3.4				70 - 130	30
Tetrachloroethene	ND	5.0	87	91	4.5				70 - 130	30
Tetrahydrofuran (THF)	ND	5.0	89	85	4.6				70 - 130	30
Toluene	ND	1.0	91	91	0.0				70 - 130	30
trans-1,2-Dichloroethene	ND	5.0	91	91	0.0				70 - 130	30
trans-1,3-Dichloropropene	ND	5.0	88	87	1.1				70 - 130	30
trans-1,4-dichloro-2-butene	ND	5.0	105	100	4.9				70 - 130	30
Trichloroethene	ND	5.0	88	89	1.1				70 - 130	30
Trichlorofluoromethane	ND	5.0	85	86	1.2				70 - 130	30
Trichlorotrifluoroethane	ND	5.0	94	96	2.1				70 - 130	30
Vinyl chloride	ND	5.0	89	90	1.1				70 - 130	30
% 1,2-dichlorobenzene-d4	99	%	99	100	1.0				70 - 130	30
% Bromofluorobenzene	96	%	97	98	1.0				70 - 130	30
% Dibromofluoromethane	94	%	99	97	2.0				70 - 130	30
% Toluene-d8	99	%	100	99	1.0				70 - 130	30

Comment:

The Low Level MS/MSD are not reported for this batch.

Additional 8260 criteria: 10% of LCS/LCSD compounds can be outside of acceptance criteria as long as recovery is 40-160%, 25-160% for Chloroethane-HL and Trichlorofluoromethane-HL.

If there are any questions regarding this data, please call Phoenix Client Services at extension 200.

RPD - Relative Percent Difference
LCS - Laboratory Control Sample
LCSD - Laboratory Control Sample Duplicate
MS - Matrix Spike
MS Dup - Matrix Spike Duplicate
NC - No Criteria
Intf - Interference

Phyllis Shiller, Laboratory Director
October 28, 2020

Wednesday, October 28, 2020

Criteria: CT: GBM, I/C, RC

State: CT

Sample Criteria Exceedances Report

GCH03089 - TIGHE-EVER

SampNo	Acode	Phoenix Analyte	Criteria	Result	RL	Criteria	RL Criteria	Analysis Units

*** No Data to Display ***

Phoenix Laboratories does not assume responsibility for the data contained in this exceedance report. It is provided as an additional tool to identify requested criteria exceedences. All efforts are made to ensure the accuracy of the data (obtained from appropriate agencies). A lack of exceedence information does not necessarily suggest conformance to the criteria. It is ultimately the site professional's responsibility to determine appropriate compliance.

REASONABLE CONFIDENCE PROTOCOL
LABORATORY ANALYSIS QA/QC CERTIFICATION FORM

Laboratory Name: Phoenix Environmental Labs, Inc. ***Client:*** Tighe & Bond

Project Location: ROCKVILLE MGP-EVERSOURCE ***Project Number:***

Laboratory Sample ID(s): CH03089, CH03091 ***Sampling Date(s):*** 10/23/2020

List RCP Methods Used (e.g., 8260, 8270, et cetera) 8260, 8270, ETPH

1	**For each analytical method referenced in this laboratory report package, were all specified QA/QC performance criteria followed, including the requirement to explain any criteria falling outside of acceptable guidelines, as specified in the CT DEP method-specific Reasonable Confidence Protocol documents?**	☑ Yes ☐ No
1A	**Were the method specified preservation and holding time requirements met?**	☑ Yes ☐ No
1B	***VPH and EPH methods only:*** **Was the VPH or EPH method conducted without significant modifications (see section 11.3 of respective RCP methods)**	☐ Yes ☐ No ☑ NA
2	**Were all samples received by the laboratory in a condition consistent with that described on the associated Chain-of-Custody document(s)?**	☑ Yes ☐ No
3	**Were samples received at an appropriate temperature (< 6 Degrees C)?**	☑ Yes ☐ No ☐ NA
4	**Were all QA/QC performance criteria specified in the CTDEP Reasonable Confidence Protocol documents achieved?**	☑ Yes ☐ No
5	**a) Were reporting limits specified or referenced on the chain-of-custody?** **b) Were these reporting limits met?**	☑ Yes ☐ No ☑ Yes ☐ No
6	**For each analytical method referenced in this laboratory report package, were results reported for all constituents identified in the method-specific analyte lists presented in the Reasonable Confidence Protocol documents?**	☐ Yes ☑ No
7	**Are project-specific matrix spikes and laboratory duplicates included in the data set?**	☐ Yes ☑ No

Notes: For all questions to which the response was "No" (with the exception of question #7), additional information must be provided in an attached narrative. If the answer to question #1, #1A or 1B is "No", the data package does not meet the requirements for "Reasonable Confidence". This form may not be altered and all questions must be answered.

I, the undersigned, attest under the pains and penalties of perjury that, to the best of my knowledge and belief and based upon my personal inquiry of those responsible for providing the information contained in this analytical report, such information is accurate and complete.

Authorized Signature: _____ **Position:** Assistant Lab Director

Printed Name: Greg Lawrence **Date:** Wednesday, October 28, 2020

Name of Laboratory Phoenix Environmental Labs, Inc.

This certification form is to be used for RCP methods only.

CTDEP RCP Laboratory Analysis QA/QC Certification Form - November 2007
Laboratory Quality Assurance and Quality Control Guidance Reasonable Confidence Protocols

Environmental Laboratories, Inc.
587 East Middle Turnpike, P.O.Box 370, Manchester, CT 06045
Tel. (860) 645-1102 Fax (860) 645-0823

ACCREDITED IN ACCORDANCE WITH nelac NY # 11301

RCP Certification Report

October 28, 2020

SDG I.D.: GCH03089

SDG Comments

8270 Semi-volatile Organics:
The client requested a short list for 8270 RCP Semivolatile. Only the PAH constituents are reported as requested on the chain-of-custody.

ETPH Narration

Were all QA/QC performance criteria specified in the Reasonable Confidence Protocol documents achieved? Yes.

Instrument:

AU-XL1 10/23/20-1 Jeff Bucko, Chemist 10/23/20

CH03089 (1X)

The initial calibration (ETPH929I) RSD for the compound list was less than 30% except for the following compounds: None.
As per section 7.2.3, a discrimination check standard was run (O23A003_1) and contained the following outliers: None.
The continuing calibration %D for the compound list was less than 30% except for the following compounds:None.

AU-XL2 10/23/20-1 Jeff Bucko, Chemist 10/23/20

CH03091 (1X)

The initial calibration (ETPH916I) RSD for the compound list was less than 30% except for the following compounds: None.
As per section 7.2.3, a discrimination check standard was run (O23A003_1) and contained the following outliers: None.
The continuing calibration %D for the compound list was less than 30% except for the following compounds:None.

QC (Batch Specific):

Batch 550700 (CH03101)

CH03089, CH03091

All LCS recoveries were within 60 - 120 with the following exceptions: None.
All LCSD recoveries were within 60 - 120 with the following exceptions: None.
All LCS/LCSD RPDs were less than 30% with the following exceptions: None.
Additional surrogate criteria: LCS acceptance range is 60-120% MS acceptance range 50-150%. The ETPH/DRO LCS has been normalized based on the alkane calibration.

SVOA Narration

Were all QA/QC performance criteria specified in the Reasonable Confidence Protocol documents achieved? Yes.

Instrument:

CHEM06 10/23/20-1 Matt Richard, Chemist 10/23/20

CH03089 (1X), CH03091 (1X)

For 8270 full list, the DDT breakdown and pentachlorophenol & benzidine peak tailing were evaluated in the DFTPP tune and were found to be in control.
For 8270 BN list, benzidine peak tailing was evaluated in the DFTPP tune and was found to be in control.

Initial Calibration Evaluation (CHEM06/6_BN_1007):
100% of target compounds met criteria.
The following compounds had %RSDs >20%: None.
The following compounds did not meet recommended response factors: None.
The following compounds did not meet a minimum response factors: None.

Continuing Calibration Verification (CHEM06/1023_11-6_BN_1007):

Environmental Laboratories, Inc.
587 East Middle Turnpike, P.O.Box 370, Manchester, CT 06045
Tel. (860) 645-1102 Fax (860) 645-0823

ACCREDITED IN ACCORDANCE WITH nelac NY # 11301

RCP Certification Report

October 28, 2020

SDG I.D.: GCH03089

SVOA Narration

Internal standard areas were within 50 to 200% of the initial calibration with the following exceptions: None.
100% of target compounds met criteria.
The following compounds did not meet % deviation criteria: None.
The following compounds did not meet maximum % deviations: None.
The following compounds did not meet recommended response factors: None.
The following compounds did not meet minimum response factors: None.

QC (Batch Specific):

Batch 550730 (CH03112)

CH03089, CH03091

All LCS recoveries were within 40 - 140 with the following exceptions: None.
All LCSD recoveries were within 40 - 140 with the following exceptions: None.
All LCS/LCSD RPDs were less than 30% with the following exceptions: None.
Additional 8270 criteria: 20% of compounds can be outside of acceptance criteria as long as recovery is at least 10%. (Acid surrogates acceptance range for aqueous samples: 15-110%, for soils 30-130%)

VOA Narration

Were all QA/QC performance criteria specified in the Reasonable Confidence Protocol documents achieved? Yes.

Instrument:

CHEM03 10/26/20-1 Jane Li, Chemist 10/26/20

CH03089 (1X), CH03091 (1X)

Initial Calibration Evaluation (CHEM03/VT-L102320P):
95% of target compounds met criteria.
The following compounds had %RSDs >20%: 1,2-Dibromo-3-chloropropane 21% (20%), Acetone 26% (20%), Bromoform 26% (20%), Chloroethane 22% (20%)
The following compounds did not meet Table 4 recommended minimum response factors: Acetone 0.091 (0.1), Tetrachloroethene 0.196 (0.2)
The following compounds did not meet the minimum response factor of 0.05: None.

Continuing Calibration Verification (CHEM03/1026_02-VT-L102320P):
Internal standard areas were within 50 to 200% of the initial calibration with the following exceptions: None.
100% of target compounds met criteria.
The following compounds did not meet % deviation criteria: None.
The following compounds did not meet maximum % deviations: None.
The following compounds did not meet Table 4 recommended minimum response factors: None.

CHEM26 10/23/20-2 Jane Li, Chemist 10/23/20

CH03089 (50X)

Initial Calibration Evaluation (CHEM26/VT-102120):
100% of target compounds met criteria.
The following compounds had %RSDs >20%: None.
The following compounds did not meet Table 4 recommended minimum response factors: None.
The following compounds did not meet the minimum response factor of 0.05: None.

Continuing Calibration Verification (CHEM26/1023_32-VT-102120):
Internal standard areas were within 50 to 200% of the initial calibration with the following exceptions: None.

Environmental Laboratories, Inc.
587 East Middle Turnpike, P.O.Box 370, Manchester, CT 06045
Tel. (860) 645-1102 Fax (860) 645-0823

ACCREDITED IN ACCORDANCE WITH nelac NY # 11301

RCP Certification Report

October 28, 2020

SDG I.D.: GCH03089

VOA Narration

100% of target compounds met criteria.
The following compounds did not meet % deviation criteria: None.
The following compounds did not meet maximum % deviations: None.
The following compounds did not meet Table 4 recommended minimum response factors: None.

QC (Batch Specific):

Batch 550842H (CH02309) CHEM26 10/23/2020-2

CH03089(50X)

All LCS recoveries were within 70 - 130 with the following exceptions: None.
All LCSD recoveries were within 70 - 130 with the following exceptions: None.
All LCS/LCSD RPDs were less than 30% with the following exceptions: None.
Additional 8260 criteria: 10% of LCS/LCSD compounds can be outside of acceptance criteria as long as recovery is 40-160%, 25-160% for Chloroethane-HL and Trichlorofluoromethane-HL.

Batch 551034 (CH03070) CHEM03 10/26/2020-1

CH03089(1X), CH03091(1X)

All LCS recoveries were within 70 - 130 with the following exceptions: None.
All LCSD recoveries were within 70 - 130 with the following exceptions: None.
All LCS/LCSD RPDs were less than 30% with the following exceptions: None.
The Low Level MS/MSD are not reported for this batch.
Additional 8260 criteria: 10% of LCS/LCSD compounds can be outside of acceptance criteria as long as recovery is 40-160%, 25-160% for Chloroethane-HL and Trichlorofluoromethane-HL.

Temperature Narration

The samples were received at 1.0C with cooling initiated.
(Note acceptance criteria for relevant matrices is above freezing up to 6°C)

Cooler: Yes ☐ No ☐
Coolant: IPK ☐ ICE ☐ No ☐

CHAIN OF CUSTODY RECORD

Temp 1.0 °C Pg 1 of 1

PHOENIX
Environmental Laboratories, Inc.

587 East Middle Turnpike, P.O. Box 370, Manchester, CT 06040
Email: info@phoenixlabs.com Fax (860) 645-0823
Client Services (860) 645-8726

Data Delivery/Contact Options:
☐ Fax:
☐ Phone: drew.blichartz@eversource.com
☒ Email: lewilky@tighebond.com

Customer: Tighe & Bond, Inc.
Address: 213 Court Street Suite 1100
Middletown CT 06457

Project: Rockville MGP - Eversource
Report to: Lynn Wilky / Drew Blichartz
Invoice to: Eversource Direct Bill - Attn Drew Blichartz
QUOTE # EV0225208A

Project P.O: 10994689

This section MUST be completed with Bottle Quantities.

Client Sample - Information - Identification

Sampler's Signature: _____ Date: 10/23/20

Matrix Code:
DW=Drinking Water **GW**=Ground Water **SW**=Surface Water **WW**=Waste Water
RW=Raw Water **SE**=Sediment **SL**=Sludge **S**=Soil **SD**=Solid **W**=Wipe **OIL**=Oil
B=Bulk **L**=Liquid **X** = _____(Other)

Analysis Request

PHOENIX USE ONLY SAMPLE #	Customer Sample Identification	Sample Matrix	Date Sampled	Time Sampled	VOCs	EPH	PAHs	GL Amber 8 oz. w/H3PO4	Soil VOA Vials [ ] methanol [X] H2O	GL Soil container ( ) oz	GL Soil container ( ) oz	40 ml VOA Vial [ ] As is [ ] HCl	GL Amber 1000ml [ ] As is [ ] H2SO4	PL As is [ ] 250ml [ ] 500ml [ ] 1000ml	PL H2SO4 [ ] 250ml [ ] 500ml	PL HNO3 250ml	PL NaOH 250ml	Bacteria Bottle w/thio	Bacteria Bottle as is
03089	MW-325 (24.5-30')	S	10/23/20	11:50	X	X	X		3	1									
03090	MW-325 (31-33')			12:00					3	1									
03091	MW-325 (39-41')			12:20	X	X	X		3	1									

Relinquished by:	Accepted by:	Date:	Time:
		10/23/20	17:52

Comments, Special Requirements or Regulations:
Please hold extra samples

Turnaround Time:
☐ 1 Day*
☐ 2 Days*
☐ 3 Days*
☒ Standard
☐ Other
* SURCHARGE APPLIES

RI
☐ (Residential) Direct Exposure
☐ (Comm/Industrial) Direct Exposure
☐ GA Leachability
☐ GB Leachability
☐ GA-GW Objectives
☐ GB-GW Objectives

CT
☒ RCP Cert
☐ GW Protection
☐ SW Protection
☐ GA Mobility
☒ GB Mobility
☒ Residential DEC
☒ I/C DEC
☐ Other

MA
☐ MCP Certification
☐ GW-1 ☐ MWRA eSMART
☐ GW-2
☐ GW-3
☐ S-1 GW-1 ☐ S-1 GW-2 ☐ S-1 GW-3
☐ S-2 GW-1 ☐ S-2 GW-2 ☐ S-2 GW-3
☐ S-3 GW-1 ☐ S-3 GW-2 ☐ S-3 GW-3
☐ SW Protection

State where samples were collected: CT

Data Format
☒ Excel
☒ PDF
☐ GIS/Key
☐ EQuIS
☒ Other Geotech

Data Package
☐ Tier II Checklist
☐ Full Data Package*
☒ Phoenix Std Report
☐ Other
* SURCHARGE APPLIES

Phase III ESA Laboratory Analytical Data

Groundwater

PHOENIX
Environmental Laboratories, Inc.

Wednesday, February 05, 2020

Attn: Lynn Wiley
Tighe & Bond
213 Court St, Suite 1100
Middletown, CT 06457

Project ID: ROCKVILLE MGP
SDG ID: GCF21130
Sample ID#s: CF21130 - CF21131

This laboratory is in compliance with the NELAC requirements of procedures used except where indicated.

This report contains results for the parameters tested, under the sampling conditions described on the Chain Of Custody, as received by the laboratory. This report is incomplete unless all pages indicated in the pagination at the bottom of the page are included.

A scanned version of the COC form accompanies the analytical report and is an exact duplicate of the original.

Enclosed are revised Analysis Report pages. Please replace and discard the original pages. If you are the client above and have any questions concerning this testing, please do not hesitate to contact Phoenix Client Services at ext.200. The contents of this report cannot be discussed with anyone other than the client listed above without their written consent.

Sincerely yours,

Phyllis Shiller
Laboratory Director

587 East Middle Turnpike, P.O. Box 370, Manchester, CT 06040
Telephone (860) 645-1102 Fax (860) 645-0823

NELAC - #NY11301
CT Lab Registration #PH-0618
MA Lab Registration #M-CT007
ME Lab Registration #CT-007
NH Lab Registration #213693-A,B
NJ Lab Registration #CT-003
NY Lab Registration #11301
PA Lab Registration #68-03530
RI Lab Registration #63
UT Lab Registration #CT00007
VT Lab Registration #VT11301

Environmental Laboratories, Inc.
587 East Middle Turnpike, P.O.Box 370, Manchester, CT 06045
Tel. (860) 645-1102 Fax (860) 645-0823

NY # 11301

SDG Comments

February 05, 2020

SDG I.D.: GCF21130

Volatile 8260 analysis:
1,2-Dibromoethane and 1,2-Dibromo-3-chloropropane do not meet GWP criteria, these compounds are analyzed by GC/ECD to achieve this criteria.



Environmental Laboratories, Inc.
587 East Middle Turnpike, P.O.Box 370, Manchester, CT 06045
Tel. (860) 645-1102 Fax (860) 645-0823

Sample Id Cross Reference

February 05, 2020

SDG I.D.: GCF21130

Project ID: ROCKVILLE MGP

Client Id	Lab Id	Matrix
MW-315	CF21130	GROUND WATER
TRIP BLANK	CF21131	WATER

Environmental Laboratories, Inc.
587 East Middle Turnpike, P.O.Box 370, Manchester, CT 06045
Tel. (860) 645-1102 Fax (860) 645-0823

Analysis Report

February 05, 2020

FOR: Attn: Lynn Wiley
Tighe & Bond
213 Court St, Suite 1100
Middletown, CT 06457

Sample Information		Custody Information		Date	Time
Matrix:	GROUND WATER	Collected by:		01/27/20	13:35
Location Code:	TIGHE	Received by:	LB	01/27/20	14:52
Rush Request:	Standard	Analyzed by:	see "By" below		
P.O.#:	E-0755-044				

Laboratory Data

SDG ID: GCF21130
Phoenix ID: CF21130

Project ID: ROCKVILLE MGP
Client ID: MW-315

Parameter	Result	RL/ PQL	Units	Dilution	Date/Time	By	Reference
Extraction of CT ETPH	Completed				01/27/20	P/AK	SW3510C/SW3520C
Semi-Volatile Extraction	Completed				02/03/20	P/AK	SW3520C
TPH by GC (Extractable Products)							
Ext. Petroleum H.C. (C9-C36)	ND	0.066	mg/L	1	01/29/20	JRB	CTETPH 8015D
Identification	ND		mg/L	1	01/29/20	JRB	CTETPH 8015D
QA/QC Surrogates							
% n-Pentacosane	75		%	1	01/29/20	JRB	50 - 150 %
Volatiles							
1,1,1,2-Tetrachloroethane	ND	1.0	ug/L	1	01/28/20	MH	SW8260C
1,1,1-Trichloroethane	ND	1.0	ug/L	1	01/28/20	MH	SW8260C
1,1,2,2-Tetrachloroethane	ND	0.50	ug/L	1	01/28/20	MH	SW8260C
1,1,2-Trichloroethane	ND	1.0	ug/L	1	01/28/20	MH	SW8260C
1,1-Dichloroethane	ND	1.0	ug/L	1	01/28/20	MH	SW8260C
1,1-Dichloroethene	ND	1.0	ug/L	1	01/28/20	MH	SW8260C
1,1-Dichloropropene	ND	1.0	ug/L	1	01/28/20	MH	SW8260C
1,2,3-Trichlorobenzene	ND	1.0	ug/L	1	01/28/20	MH	SW8260C
1,2,3-Trichloropropane	ND	1.0	ug/L	1	01/28/20	MH	SW8260C
1,2,4-Trichlorobenzene	ND	1.0	ug/L	1	01/28/20	MH	SW8260C
1,2,4-Trimethylbenzene	ND	1.0	ug/L	1	01/28/20	MH	SW8260C
1,2-Dibromo-3-chloropropane	ND	0.50	ug/L	1	01/28/20	MH	SW8260C
1,2-Dibromoethane	ND	0.50	ug/L	1	01/28/20	MH	SW8260C
1,2-Dichlorobenzene	ND	1.0	ug/L	1	01/28/20	MH	SW8260C
1,2-Dichloroethane	ND	0.60	ug/L	1	01/28/20	MH	SW8260C
1,2-Dichloropropane	ND	1.0	ug/L	1	01/28/20	MH	SW8260C
1,3,5-Trimethylbenzene	ND	1.0	ug/L	1	01/28/20	MH	SW8260C
1,3-Dichlorobenzene	ND	1.0	ug/L	1	01/28/20	MH	SW8260C

Project ID: ROCKVILLE MGP
Client ID: MW-315

Phoenix I.D.: CF21130

Parameter	Result	RL/ PQL	Units	Dilution	Date/Time	By	Reference
1,3-Dichloropropane	ND	1.0	ug/L	1	01/28/20	MH	SW8260C
1,4-Dichlorobenzene	ND	1.0	ug/L	1	01/28/20	MH	SW8260C
2,2-Dichloropropane	ND	1.0	ug/L	1	01/28/20	MH	SW8260C
2-Chlorotoluene	ND	1.0	ug/L	1	01/28/20	MH	SW8260C
2-Hexanone	ND	5.0	ug/L	1	01/28/20	MH	SW8260C
2-Isopropyltoluene	ND	1.0	ug/L	1	01/28/20	MH	SW8260C
4-Chlorotoluene	ND	1.0	ug/L	1	01/28/20	MH	SW8260C
4-Methyl-2-pentanone	ND	5.0	ug/L	1	01/28/20	MH	SW8260C
Acetone	ND	25	ug/L	1	01/28/20	MH	SW8260C
Acrylonitrile	ND	0.50	ug/L	1	01/28/20	MH	SW8260C
Benzene	ND	0.70	ug/L	1	01/28/20	MH	SW8260C
Bromobenzene	ND	1.0	ug/L	1	01/28/20	MH	SW8260C
Bromochloromethane	ND	1.0	ug/L	1	01/28/20	MH	SW8260C
Bromodichloromethane	ND	0.50	ug/L	1	01/28/20	MH	SW8260C
Bromoform	ND	1.0	ug/L	1	01/28/20	MH	SW8260C
Bromomethane	ND	1.0	ug/L	1	01/28/20	MH	SW8260C
Carbon Disulfide	ND	5.0	ug/L	1	01/28/20	MH	SW8260C
Carbon tetrachloride	ND	1.0	ug/L	1	01/28/20	MH	SW8260C
Chlorobenzene	ND	1.0	ug/L	1	01/28/20	MH	SW8260C
Chloroethane	ND	1.0	ug/L	1	01/28/20	MH	SW8260C
Chloroform	ND	1.0	ug/L	1	01/28/20	MH	SW8260C
Chloromethane	ND	1.0	ug/L	1	01/28/20	MH	SW8260C
cis-1,2-Dichloroethene	ND	1.0	ug/L	1	01/28/20	MH	SW8260C
cis-1,3-Dichloropropene	ND	0.40	ug/L	1	01/28/20	MH	SW8260C
Dibromochloromethane	ND	0.50	ug/L	1	01/28/20	MH	SW8260C
Dibromomethane	ND	1.0	ug/L	1	01/28/20	MH	SW8260C
Dichlorodifluoromethane	ND	1.0	ug/L	1	01/28/20	MH	SW8260C
Ethylbenzene	ND	1.0	ug/L	1	01/28/20	MH	SW8260C
Hexachlorobutadiene	ND	0.40	ug/L	1	01/28/20	MH	SW8260C
Isopropylbenzene	ND	1.0	ug/L	1	01/28/20	MH	SW8260C
m&p-Xylene	ND	1.0	ug/L	1	01/28/20	MH	SW8260C
Methyl ethyl ketone	ND	5.0	ug/L	1	01/28/20	MH	SW8260C
Methyl t-butyl ether (MTBE)	ND	1.0	ug/L	1	01/28/20	MH	SW8260C
Methylene chloride	ND	1.0	ug/L	1	01/28/20	MH	SW8260C
Naphthalene	ND	1.0	ug/L	1	01/28/20	MH	SW8260C
n-Butylbenzene	ND	1.0	ug/L	1	01/28/20	MH	SW8260C
n-Propylbenzene	ND	1.0	ug/L	1	01/28/20	MH	SW8260C
o-Xylene	ND	1.0	ug/L	1	01/28/20	MH	SW8260C
p-Isopropyltoluene	ND	1.0	ug/L	1	01/28/20	MH	SW8260C
sec-Butylbenzene	ND	1.0	ug/L	1	01/28/20	MH	SW8260C
Styrene	ND	1.0	ug/L	1	01/28/20	MH	SW8260C
tert-Butylbenzene	ND	1.0	ug/L	1	01/28/20	MH	SW8260C
Tetrachloroethene	ND	1.0	ug/L	1	01/28/20	MH	SW8260C
Tetrahydrofuran (THF)	ND	2.5	ug/L	1	01/28/20	MH	SW8260C
Toluene	ND	1.0	ug/L	1	01/28/20	MH	SW8260C
Total Xylenes	ND	1.0	ug/L	1	01/28/20	MH	SW8260C
trans-1,2-Dichloroethene	ND	1.0	ug/L	1	01/28/20	MH	SW8260C
trans-1,3-Dichloropropene	ND	0.40	ug/L	1	01/28/20	MH	SW8260C
trans-1,4-dichloro-2-butene	ND	5.0	ug/L	1	01/28/20	MH	SW8260C

Project ID: ROCKVILLE MGP
Client ID: MW-315

Phoenix I.D.: CF21130

Parameter	Result	RL/ PQL	Units	Dilution	Date/Time	By	Reference
Trichloroethene	ND	1.0	ug/L	1	01/28/20	MH	SW8260C
Trichlorofluoromethane	ND	1.0	ug/L	1	01/28/20	MH	SW8260C
Trichlorotrifluoroethane	ND	1.0	ug/L	1	01/28/20	MH	SW8260C
Vinyl chloride	ND	1.0	ug/L	1	01/28/20	MH	SW8260C
QA/QC Surrogates							
% 1,2-dichlorobenzene-d4	95		%	1	01/28/20	MH	70 - 130 %
% Bromofluorobenzene	99		%	1	01/28/20	MH	70 - 130 %
% Dibromofluoromethane	99		%	1	01/28/20	MH	70 - 130 %
% Toluene-d8	91		%	1	01/28/20	MH	70 - 130 %
Semivolatiles by SIM, PAH							
2-Methylnaphthalene	ND	0.47	ug/L	1	02/04/20	WB	SW8270D (SIM)
Acenaphthene	ND	0.47	ug/L	1	02/04/20	WB	SW8270D (SIM)
Acenaphthylene	ND	0.28	ug/L	1	02/04/20	WB	SW8270D (SIM)
Anthracene	ND	0.47	ug/L	1	02/04/20	WB	SW8270D (SIM)
Benz(a)anthracene	ND	0.05	ug/L	1	02/04/20	WB	SW8270D (SIM)
Benzo(a)pyrene	ND	0.19	ug/L	1	02/04/20	WB	SW8270D (SIM)
Benzo(b)fluoranthene	ND	0.07	ug/L	1	02/04/20	WB	SW8270D (SIM)
Benzo(ghi)perylene	ND	0.45	ug/L	1	02/04/20	WB	SW8270D (SIM)
Benzo(k)fluoranthene	ND	0.28	ug/L	1	02/04/20	WB	SW8270D (SIM)
Chrysene	ND	0.47	ug/L	1	02/04/20	WB	SW8270D (SIM)
Dibenz(a,h)anthracene	ND	0.09	ug/L	1	02/04/20	WB	SW8270D (SIM)
Fluoranthene	ND	0.47	ug/L	1	02/04/20	WB	SW8270D (SIM)
Fluorene	ND	0.47	ug/L	1	02/04/20	WB	SW8270D (SIM)
Indeno(1,2,3-cd)pyrene	ND	0.09	ug/L	1	02/04/20	WB	SW8270D (SIM)
Naphthalene	ND	0.47	ug/L	1	02/04/20	WB	SW8270D (SIM)
Phenanthrene	ND	0.06	ug/L	1	02/04/20	WB	SW8270D (SIM)
Pyrene	ND	0.47	ug/L	1	02/04/20	WB	SW8270D (SIM)
QA/QC Surrogates							
% 2-Fluorobiphenyl	52		%	1	02/04/20	WB	30 - 130 %
% Nitrobenzene-d5	46		%	1	02/04/20	WB	30 - 130 %
% Terphenyl-d14	60		%	1	02/04/20	WB	30 - 130 %

RL/PQL=Reporting/Practical Quantitation Level ND=Not Detected BRL=Below Reporting Level
QA/QC Surrogates: Surrogates are compounds (preceeded with a %) added by the lab to determine analysis efficiency. Surrogate results(%) listed in the report are not "detected" compounds.

Comments:

If you are the client above and have any questions concerning this testing, please do not hesitate to contact Phoenix Client Services at ext.200.
The contents of this report cannot be discussed with anyone other than the client listed above without their written consent.



Phyllis Shiller, Laboratory Director
February 05, 2020
Reviewed and Released by: Greg Lawrence, Assistant Lab Director

Ver 2

Environmental Laboratories, Inc.
587 East Middle Turnpike, P.O.Box 370, Manchester, CT 06045
Tel. (860) 645-1102 Fax (860) 645-0823

Analysis Report

February 05, 2020

FOR: Attn: Lynn Wiley
Tighe & Bond
213 Court St, Suite 1100
Middletown, CT 06457

Sample Information		Custody Information		Date	Time
Matrix:	WATER	Collected by:		01/27/20	
Location Code:	TIGHE	Received by:	LB	01/27/20	14:52
Rush Request:	Standard	Analyzed by:	see "By" below		
P.O.#:	E-0755-044				

Laboratory Data

SDG ID: GCF21130
Phoenix ID: CF21131

Project ID: ROCKVILLE MGP
Client ID: TRIP BLANK

Parameter	Result	RL/ PQL	Units	Dilution	Date/Time	By	Reference
Volatiles							
1,1,1,2-Tetrachloroethane	ND	1.0	ug/L	1	01/27/20	MH	SW8260C
1,1,1-Trichloroethane	ND	1.0	ug/L	1	01/27/20	MH	SW8260C
1,1,2,2-Tetrachloroethane	ND	0.50	ug/L	1	01/27/20	MH	SW8260C
1,1,2-Trichloroethane	ND	1.0	ug/L	1	01/27/20	MH	SW8260C
1,1-Dichloroethane	ND	1.0	ug/L	1	01/27/20	MH	SW8260C
1,1-Dichloroethene	ND	1.0	ug/L	1	01/27/20	MH	SW8260C
1,1-Dichloropropene	ND	1.0	ug/L	1	01/27/20	MH	SW8260C
1,2,3-Trichlorobenzene	ND	1.0	ug/L	1	01/27/20	MH	SW8260C
1,2,3-Trichloropropane	ND	1.0	ug/L	1	01/27/20	MH	SW8260C
1,2,4-Trichlorobenzene	ND	1.0	ug/L	1	01/27/20	MH	SW8260C
1,2,4-Trimethylbenzene	ND	1.0	ug/L	1	01/27/20	MH	SW8260C
1,2-Dibromo-3-chloropropane	ND	0.50	ug/L	1	01/27/20	MH	SW8260C
1,2-Dibromoethane	ND	0.50	ug/L	1	01/27/20	MH	SW8260C
1,2-Dichlorobenzene	ND	1.0	ug/L	1	01/27/20	MH	SW8260C
1,2-Dichloroethane	ND	0.60	ug/L	1	01/27/20	MH	SW8260C
1,2-Dichloropropane	ND	1.0	ug/L	1	01/27/20	MH	SW8260C
1,3,5-Trimethylbenzene	ND	1.0	ug/L	1	01/27/20	MH	SW8260C
1,3-Dichlorobenzene	ND	1.0	ug/L	1	01/27/20	MH	SW8260C
1,3-Dichloropropane	ND	1.0	ug/L	1	01/27/20	MH	SW8260C
1,4-Dichlorobenzene	ND	1.0	ug/L	1	01/27/20	MH	SW8260C
2,2-Dichloropropane	ND	1.0	ug/L	1	01/27/20	MH	SW8260C
2-Chlorotoluene	ND	1.0	ug/L	1	01/27/20	MH	SW8260C
2-Hexanone	ND	5.0	ug/L	1	01/27/20	MH	SW8260C
2-Isopropyltoluene	ND	1.0	ug/L	1	01/27/20	MH	SW8260C
4-Chlorotoluene	ND	1.0	ug/L	1	01/27/20	MH	SW8260C
4-Methyl-2-pentanone	ND	5.0	ug/L	1	01/27/20	MH	SW8260C

Ver 2

Project ID: ROCKVILLE MGP
Client ID: TRIP BLANK

Phoenix I.D.: CF21131

Parameter	Result	RL/ PQL	Units	Dilution	Date/Time	By	Reference
Acetone	ND	25	ug/L	1	01/27/20	MH	SW8260C
Acrylonitrile	ND	0.50	ug/L	1	01/27/20	MH	SW8260C
Benzene	ND	0.70	ug/L	1	01/27/20	MH	SW8260C
Bromobenzene	ND	1.0	ug/L	1	01/27/20	MH	SW8260C
Bromochloromethane	ND	1.0	ug/L	1	01/27/20	MH	SW8260C
Bromodichloromethane	ND	0.50	ug/L	1	01/27/20	MH	SW8260C
Bromoform	ND	1.0	ug/L	1	01/27/20	MH	SW8260C
Bromomethane	ND	1.0	ug/L	1	01/27/20	MH	SW8260C
Carbon Disulfide	ND	5.0	ug/L	1	01/27/20	MH	SW8260C
Carbon tetrachloride	ND	1.0	ug/L	1	01/27/20	MH	SW8260C
Chlorobenzene	ND	1.0	ug/L	1	01/27/20	MH	SW8260C
Chloroethane	ND	1.0	ug/L	1	01/27/20	MH	SW8260C
Chloroform	ND	1.0	ug/L	1	01/27/20	MH	SW8260C
Chloromethane	ND	1.0	ug/L	1	01/27/20	MH	SW8260C
cis-1,2-Dichloroethene	ND	1.0	ug/L	1	01/27/20	MH	SW8260C
cis-1,3-Dichloropropene	ND	0.40	ug/L	1	01/27/20	MH	SW8260C
Dibromochloromethane	ND	0.50	ug/L	1	01/27/20	MH	SW8260C
Dibromomethane	ND	1.0	ug/L	1	01/27/20	MH	SW8260C
Dichlorodifluoromethane	ND	1.0	ug/L	1	01/27/20	MH	SW8260C
Ethylbenzene	ND	1.0	ug/L	1	01/27/20	MH	SW8260C
Hexachlorobutadiene	ND	0.40	ug/L	1	01/27/20	MH	SW8260C
Isopropylbenzene	ND	1.0	ug/L	1	01/27/20	MH	SW8260C
m&p-Xylene	ND	1.0	ug/L	1	01/27/20	MH	SW8260C
Methyl ethyl ketone	ND	5.0	ug/L	1	01/27/20	MH	SW8260C
Methyl t-butyl ether (MTBE)	ND	1.0	ug/L	1	01/27/20	MH	SW8260C
Methylene chloride	ND	1.0	ug/L	1	01/27/20	MH	SW8260C
Naphthalene	ND	1.0	ug/L	1	01/27/20	MH	SW8260C
n-Butylbenzene	ND	1.0	ug/L	1	01/27/20	MH	SW8260C
n-Propylbenzene	ND	1.0	ug/L	1	01/27/20	MH	SW8260C
o-Xylene	ND	1.0	ug/L	1	01/27/20	MH	SW8260C
p-Isopropyltoluene	ND	1.0	ug/L	1	01/27/20	MH	SW8260C
sec-Butylbenzene	ND	1.0	ug/L	1	01/27/20	MH	SW8260C
Styrene	ND	1.0	ug/L	1	01/27/20	MH	SW8260C
tert-Butylbenzene	ND	1.0	ug/L	1	01/27/20	MH	SW8260C
Tetrachloroethene	ND	1.0	ug/L	1	01/27/20	MH	SW8260C
Tetrahydrofuran (THF)	ND	2.5	ug/L	1	01/27/20	MH	SW8260C
Toluene	ND	1.0	ug/L	1	01/27/20	MH	SW8260C
Total Xylenes	ND	1.0	ug/L	1	01/27/20	MH	SW8260C
trans-1,2-Dichloroethene	ND	1.0	ug/L	1	01/27/20	MH	SW8260C
trans-1,3-Dichloropropene	ND	0.40	ug/L	1	01/27/20	MH	SW8260C
trans-1,4-dichloro-2-butene	ND	5.0	ug/L	1	01/27/20	MH	SW8260C
Trichloroethene	ND	1.0	ug/L	1	01/27/20	MH	SW8260C
Trichlorofluoromethane	ND	1.0	ug/L	1	01/27/20	MH	SW8260C
Trichlorotrifluoroethane	ND	1.0	ug/L	1	01/27/20	MH	SW8260C
Vinyl chloride	ND	1.0	ug/L	1	01/27/20	MH	SW8260C
QA/QC Surrogates							
% 1,2-dichlorobenzene-d4	92		%	1	01/27/20	MH	70 - 130 %
% Bromofluorobenzene	93		%	1	01/27/20	MH	70 - 130 %
% Dibromofluoromethane	96		%	1	01/27/20	MH	70 - 130 %

Ver 2

Project ID: ROCKVILLE MGP
Client ID: TRIP BLANK

Phoenix I.D.: CF21131

Parameter	Result	RL/ PQL	Units	Dilution	Date/Time	By	Reference
% Toluene-d8	92		%	1	01/27/20	MH	70 - 130 %

RL/PQL=Reporting/Practical Quantitation Level ND=Not Detected BRL=Below Reporting Level
QA/QC Surrogates: Surrogates are compounds (preceeded with a %) added by the lab to determine analysis efficiency. Surrogate results(%) listed in the report are not "detected" compounds.

Comments:

TRIP BLANK INCLUDED.

If you are the client above and have any questions concerning this testing, please do not hesitate to contact Phoenix Client Services at ext.200.
The contents of this report cannot be discussed with anyone other than the client listed above without their written consent.



Phyllis Shiller, Laboratory Director
February 05, 2020
Reviewed and Released by: Greg Lawrence, Assistant Lab Director

Environmental Laboratories, Inc.
587 East Middle Turnpike, P.O.Box 370, Manchester, CT 06045
Tel. (860) 645-1102 Fax (860) 645-0823

QA/QC Report

February 05, 2020

QA/QC Data

SDG I.D.: GCF21130

Parameter	Blank	Blk RL	LCS %	LCSD %	LCS RPD	MS %	MSD %	MS RPD	% Rec Limits	% RPD Limits	
QA/QC Batch 516058 (mg/L), QC Sample No: CF20903 (CF21130)											
TPH by GC (Extractable Products) - Ground Water											
Ext. Petroleum H.C. (C9-C36)	ND	0.10	97	93	4.2				60 - 120	30	
% n-Pentacosane	82	%	82	81	1.2				50 - 150	20	
Comment:											
Additional surrogate criteria: LCS acceptance range is 60-120% MS acceptance range 50-150%. The ETPH/DRO LCS has been normalized based on the alkane calibration.											
QA/QC Batch 517034 (ug/L), QC Sample No: CF24955 (CF21130)											
Semivolatiles by SIM, PAH - Ground Water											
2-Methylnaphthalene	ND	0.50	75	62	19.0				30 - 130	20	
Acenaphthene	ND	0.50	64	63	1.6				30 - 130	20	
Acenaphthylene	ND	0.30	64	62	3.2				30 - 130	20	
Anthracene	ND	0.50	74	74	0.0				30 - 130	20	
Benz(a)anthracene	ND	0.02	69	71	2.9				30 - 130	20	
Benzo(a)pyrene	ND	0.02	68	67	1.5				30 - 130	20	
Benzo(b)fluoranthene	ND	0.02	69	66	4.4				30 - 130	20	
Benzo(ghi)perylene	ND	0.48	71	70	1.4				30 - 130	20	
Benzo(k)fluoranthene	ND	0.02	74	73	1.4				30 - 130	20	
Chrysene	ND	0.02	70	69	1.4				30 - 130	20	
Dibenz(a,h)anthracene	ND	0.10	73	72	1.4				30 - 130	20	
Fluoranthene	ND	0.50	68	67	1.5				30 - 130	20	
Fluorene	ND	0.50	67	68	1.5				30 - 130	20	
Indeno(1,2,3-cd)pyrene	ND	0.02	64	64	0.0				30 - 130	20	
Naphthalene	ND	0.50	74	58	24.2				30 - 130	20	r
Phenanthrene	ND	0.06	70	69	1.4				30 - 130	20	
Pyrene	ND	0.50	70	70	0.0				30 - 130	20	
% 2-Fluorobiphenyl	56	%	59	56	5.2				30 - 130	20	
% Nitrobenzene-d5	50	%	65	59	9.7				30 - 130	20	
% Terphenyl-d14	61	%	62	60	3.3				30 - 130	20	
Comment:											
Additional 8270 criteria:20% of compounds can be outside of acceptance criteria as long as recovery is at least 10%. (Acid surrogates acceptance range for aqueous samples: 15-110%, for soils 30-130%)											
QA/QC Batch 516179 (ug/L), QC Sample No: CF21131 (CF21130, CF21131)											
Volatiles - Ground Water											
1,1,1,2-Tetrachloroethane	ND	1.0	86	85	1.2				70 - 130	30	
1,1,1-Trichloroethane	ND	1.0	84	86	2.4				70 - 130	30	
1,1,2,2-Tetrachloroethane	ND	0.50	91	95	4.3				70 - 130	30	
1,1,2-Trichloroethane	ND	1.0	80	90	11.8				70 - 130	30	
1,1-Dichloroethane	ND	1.0	84	85	1.2				70 - 130	30	
1,1-Dichloroethene	ND	1.0	94	94	0.0				70 - 130	30	
1,1-Dichloropropene	ND	1.0	83	85	2.4				70 - 130	30	
1,2,3-Trichlorobenzene	ND	1.0	83	89	7.0				70 - 130	30	

QA/QC Data

SDG I.D.: GCF21130

Parameter	Blank	Blk RL	LCS %	LCSD %	LCS RPD	MS %	MSD %	MS RPD	% Rec Limits	% RPD Limits
1,2,3-Trichloropropane	ND	1.0	81	86	6.0				70 - 130	30
1,2,4-Trichlorobenzene	ND	1.0	85	89	4.6				70 - 130	30
1,2,4-Trimethylbenzene	ND	1.0	88	84	4.7				70 - 130	30
1,2-Dibromo-3-chloropropane	ND	1.0	94	107	12.9				70 - 130	30
1,2-Dibromoethane	ND	1.0	86	90	4.5				70 - 130	30
1,2-Dichlorobenzene	ND	1.0	88	88	0.0				70 - 130	30
1,2-Dichloroethane	ND	1.0	84	90	6.9				70 - 130	30
1,2-Dichloropropane	ND	1.0	84	86	2.4				70 - 130	30
1,3,5-Trimethylbenzene	ND	1.0	90	85	5.7				70 - 130	30
1,3-Dichlorobenzene	ND	1.0	87	86	1.2				70 - 130	30
1,3-Dichloropropane	ND	1.0	85	88	3.5				70 - 130	30
1,4-Dichlorobenzene	ND	1.0	88	85	3.5				70 - 130	30
2,2-Dichloropropane	ND	1.0	86	87	1.2				70 - 130	30
2-Chlorotoluene	ND	1.0	90	85	5.7				70 - 130	30
2-Hexanone	ND	5.0	78	90	14.3				70 - 130	30
2-Isopropyltoluene	ND	1.0	97	92	5.3				70 - 130	30
4-Chlorotoluene	ND	1.0	88	83	5.8				70 - 130	30
4-Methyl-2-pentanone	ND	5.0	77	89	14.5				70 - 130	30
Acetone	ND	5.0	74	96	25.9				70 - 130	30
Acrylonitrile	ND	5.0	93	101	8.2				70 - 130	30
Benzene	ND	0.70	85	86	1.2				70 - 130	30
Bromobenzene	ND	1.0	87	85	2.3				70 - 130	30
Bromochloromethane	ND	1.0	86	91	5.6				70 - 130	30
Bromodichloromethane	ND	0.50	83	87	4.7				70 - 130	30
Bromoform	ND	1.0	83	89	7.0				70 - 130	30
Bromomethane	ND	1.0	93	89	4.4				70 - 130	30
Carbon Disulfide	ND	1.0	97	94	3.1				70 - 130	30
Carbon tetrachloride	ND	1.0	86	90	4.5				70 - 130	30
Chlorobenzene	ND	1.0	87	86	1.2				70 - 130	30
Chloroethane	ND	1.0	79	76	3.9				70 - 130	30
Chloroform	ND	1.0	81	84	3.6				70 - 130	30
Chloromethane	ND	1.0	87	85	2.3				70 - 130	30
cis-1,2-Dichloroethene	ND	1.0	86	87	1.2				70 - 130	30
cis-1,3-Dichloropropene	ND	0.40	80	87	8.4				70 - 130	30
Dibromochloromethane	ND	0.50	86	91	5.6				70 - 130	30
Dibromomethane	ND	1.0	84	91	8.0				70 - 130	30
Dichlorodifluoromethane	ND	1.0	95	92	3.2				70 - 130	30
Ethylbenzene	ND	1.0	88	86	2.3				70 - 130	30
Hexachlorobutadiene	ND	0.40	108	96	11.8				70 - 130	30
Isopropylbenzene	ND	1.0	90	87	3.4				70 - 130	30
m&p-Xylene	ND	1.0	88	85	3.5				70 - 130	30
Methyl ethyl ketone	ND	5.0	81	85	4.8				70 - 130	30
Methyl t-butyl ether (MTBE)	ND	1.0	82	96	15.7				70 - 130	30
Methylene chloride	ND	1.0	80	83	3.7				70 - 130	30
Naphthalene	ND	1.0	91	99	8.4				70 - 130	30
n-Butylbenzene	ND	1.0	93	89	4.4				70 - 130	30
n-Propylbenzene	ND	1.0	91	86	5.6				70 - 130	30
o-Xylene	ND	1.0	88	85	3.5				70 - 130	30
p-Isopropyltoluene	ND	1.0	93	88	5.5				70 - 130	30
sec-Butylbenzene	ND	1.0	95	93	2.1				70 - 130	30
Styrene	ND	1.0	87	85	2.3				70 - 130	30
tert-Butylbenzene	ND	1.0	91	87	4.5				70 - 130	30
Tetrachloroethene	ND	1.0	85	87	2.3				70 - 130	30

QA/QC Data

SDG I.D.: GCF21130

Parameter	Blank	Blk RL	LCS %	LCSD %	LCS RPD	MS %	MSD %	MS RPD	% Rec Limits	% RPD Limits
Tetrahydrofuran (THF)	ND	2.5	76	93	20.1				70 - 130	30
Toluene	ND	1.0	85	87	2.3				70 - 130	30
trans-1,2-Dichloroethene	ND	1.0	87	88	1.1				70 - 130	30
trans-1,3-Dichloropropene	ND	0.40	80	88	9.5				70 - 130	30
trans-1,4-dichloro-2-butene	ND	5.0	105	110	4.7				70 - 130	30
Trichloroethene	ND	1.0	83	84	1.2				70 - 130	30
Trichlorofluoromethane	ND	1.0	86	85	1.2				70 - 130	30
Trichlorotrifluoroethane	ND	1.0	98	104	5.9				70 - 130	30
Vinyl chloride	ND	1.0	90	91	1.1				70 - 130	30
% 1,2-dichlorobenzene-d4	96	%	99	100	1.0				70 - 130	30
% Bromofluorobenzene	97	%	97	99	2.0				70 - 130	30
% Dibromofluoromethane	104	%	96	103	7.0				70 - 130	30
% Toluene-d8	92	%	99	102	3.0				70 - 130	30

Comment:

A LCS and LCS Duplicate were performed instead of a matrix spike and matrix spike duplicate.

Additional 8260 criteria: 10% of LCS/LCSD compounds can be outside of acceptance criteria as long as recovery is 40-160%, 25-160% for Chloroethane-HL and Trichlorofluoromethane-HL.

r = This parameter is outside laboratory RPD specified recovery limits.

If there are any questions regarding this data, please call Phoenix Client Services at extension 200.

RPD - Relative Percent Difference
LCS - Laboratory Control Sample
LCSD - Laboratory Control Sample Duplicate
MS - Matrix Spike
MS Dup - Matrix Spike Duplicate
NC - No Criteria
Intf - Interference

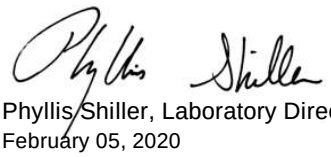

Phyllis Shiller, Laboratory Director
February 05, 2020

Wednesday, February 05, 2020

Criteria: CT: GWP, RV, SWP

State: CT

Sample Criteria Exceedances Report

GCF21130 - TIGHE

SampNo	Acode	Phoenix Analyte	Criteria	Result	RL	Criteria	RL Criteria	Analysis Units
CF21130	$8260GWR	1,2-Dibromo-3-chloropropane	CT / RSR GWPC (ug/l) / APS Organics	ND	0.50	0.2	0.2	ug/L
CF21130	$8260GWR	1,2-Dibromoethane	CT / RSR GWPC (ug/l) / Volatiles	ND	0.50	0.05	0.05	ug/L
CF21131	$8260GWR	1,2-Dibromo-3-chloropropane	CT / RSR GWPC (ug/l) / APS Organics	ND	0.50	0.2	0.2	ug/L
CF21131	$8260GWR	1,2-Dibromoethane	CT / RSR GWPC (ug/l) / Volatiles	ND	0.50	0.05	0.05	ug/L

Phoenix Laboratories does not assume responsibility for the data contained in this exceedance report. It is provided as an additional tool to identify requested criteria exceedences. All efforts are made to ensure the accuracy of the data (obtained from appropriate agencies). A lack of exceedence information does not necessarily suggest conformance to the criteria. It is ultimately the site professional's responsibility to determine appropriate compliance.

REASONABLE CONFIDENCE PROTOCOL
LABORATORY ANALYSIS QA/QC CERTIFICATION FORM

Laboratory Name: Phoenix Environmental Labs, Inc. ***Client:*** Tighe & Bond

Project Location: ROCKVILLE MGP ***Project Number:***

Laboratory Sample ID(s): CF21130, CF21131 ***Sampling Date(s):*** 1/27/2020

List RCP Methods Used (e.g., 8260, 8270, et cetera) 8260, 8270, ETPH

1	**For each analytical method referenced in this laboratory report package, were all specified QA/QC performance criteria followed, including the requirement to explain any criteria falling outside of acceptable guidelines, as specified in the CT DEP method-specific Reasonable Confidence Protocol documents?**	☑ Yes ☐ No
1A	**Were the method specified preservation and holding time requirements met?**	☑ Yes ☐ No
1B	***VPH and EPH methods only:*** **Was the VPH or EPH method conducted without significant modifications (see section 11.3 of respective RCP methods)**	☐ Yes ☐ No ☑ NA
2	**Were all samples received by the laboratory in a condition consistent with that described on the associated Chain-of-Custody document(s)?**	☑ Yes ☐ No
3	**Were samples received at an appropriate temperature (< 6 Degrees C)?**	☑ Yes ☐ No ☐ NA
4	**Were all QA/QC performance criteria specified in the Reasonable Confidence Protocol documents acheived? See Section: SVOASIM Narration.**	☐ Yes ☑ No
5	**a) Were reporting limits specified or referenced on the chain-of-custody?** **b) Were these reporting limits met?**	☑ Yes ☐ No ☐ Yes ☑ No
6	**For each analytical method referenced in this laboratory report package, were results reported for all constituents identified in the method-specific analyte lists presented in the Reasonable Confidence Protocol documents?**	☐ Yes ☑ No
7	**Are project-specific matrix spikes and laboratory duplicates included in the data set?**	☑ Yes ☐ No

Notes: For all questions to which the response was "No" (with the exception of question #7), additional information must be provided in an attached narrative. If the answer to question #1, #1A or 1B is "No", the data package does not meet the requirements for "Reasonable Confidence". This form may not be altered and all questions must be answered.

I, the undersigned, attest under the pains and penalties of perjury that, to the best of my knowledge and belief and based upon my personal inquiry of those responsible for providing the information contained in this analytical report, such information is accurate and complete.

Authorized Signature: _____ **Position:** Assistant Lab Director

Printed Name: Greg Lawrence **Date:** Wednesday, February 05, 2020

Name of Laboratory Phoenix Environmental Labs, Inc.

This certification form is to be used for RCP methods only.

Environmental Laboratories, Inc.
587 East Middle Turnpike, P.O.Box 370, Manchester, CT 06045
Tel. (860) 645-1102 Fax (860) 645-0823

ACCREDITED IN ACCORDANCE WITH nelac NY # 11301

RCP Certification Report

February 05, 2020

SDG I.D.: GCF21130

SDG Comments

Volatile 8260 analysis:
1,2-Dibromoethane and 1,2-Dibromo-3-chloropropane do not meet the GWP these compounds are analyzed by GC/ECD to achieve this criteria.

8270 Semi-volatile Organics: CF21130
Only the PAH constituents are reported as requested on the chain-of-custody. In order to achieve the requested reporting levels for the target compounds, the sample was extracted and analyzed via 8270 selective ion monitoring (SIM).

ETPH Narration

Were all QA/QC performance criteria specified in the Reasonable Confidence Protocol documents achieved? Yes.

Instrument:

AU-XL1 01/28/20-1 Jeff Bucko, Chemist 01/28/20

CF21130 (1X)

The initial calibration (ETPHN06I) RSD for the compound list was less than 30% except for the following compounds: None.
As per section 7.2.3, a discrimination check standard was run (128A003_1) and contained the following outliers: None.
The continuing calibration %D for the compound list was less than 30% except for the following compounds:None.

QC (Batch Specific):

Batch 516058 (CF20903)

CF21130

All LCS recoveries were within 60 - 120 with the following exceptions: None.
All LCSD recoveries were within 60 - 120 with the following exceptions: None.
All LCS/LCSD RPDs were less than 30% with the following exceptions: None.
Additional surrogate criteria: LCS acceptance range is 60-120% MS acceptance range 50-150%. The ETPH/DRO LCS has been normalized based on the alkane calibration.

SVOASIM Narration

Were all QA/QC performance criteria specified in the Reasonable Confidence Protocol documents achieved? No.

QC Batch 517034 (Samples: CF21130): -----

The LCS/LCSD RPD exceeds the method criteria for one analyte. This analyte was not reported in the sample(s). No variability is suspected. (Naphthalene)

Instrument:

CHEM27 02/04/20-1 Wes Bryon, Chemist 02/04/20

CF21130 (1X)

For 8270 BN list, benzidine peak tailing was evaluated in the DFTPP tune and was found to be in control.

Initial Calibration Evaluation (CHEM27/27_BNSIM18_0103):
100% of target compounds met criteria.
The following compounds had %RSDs >20%: None.
The following compounds did not meet recommended response factors: None.
The following compounds did not meet a minimum response factors: None.

Continuing Calibration Verification (CHEM27/0204_04-27_BNSIM18_0103):

Environmental Laboratories, Inc.
587 East Middle Turnpike, P.O.Box 370, Manchester, CT 06045
Tel. (860) 645-1102 Fax (860) 645-0823

ACCREDITED IN ACCORDANCE WITH nelac NY # 11301

RCP Certification Report

February 05, 2020

SDG I.D.: GCF21130

SVOASIM Narration

Internal standard areas were within 50 to 200% of the initial calibration with the following exceptions: None.
100% of target compounds met criteria.
The following compounds did not meet % deviation criteria: None.
The following compounds did not meet maximum % deviations: None.
The following compounds did not meet recommended response factors: None.
The following compounds did not meet minimum response factors: None.

QC (Batch Specific):

Batch 517034 (CF24955)

CF21130

All LCS recoveries were within 30 - 130 with the following exceptions: None.
All LCSD recoveries were within 30 - 130 with the following exceptions: None.
All LCS/LCSD RPDs were less than 20% with the following exceptions: Naphthalene(24.2%)
Additional 8270 criteria:20% of compounds can be outside of acceptance criteria as long as recovery is at least 10%. (Acid surrogates acceptance range for aqueous samples: 15-110%, for soils 30-130%)

VOA Narration

Were all QA/QC performance criteria specified in the Reasonable Confidence Protocol documents achieved? Yes.

Instrument:

CHEM17 01/27/20-2 Michael Hahn, Chemist 01/27/20

CF21130 (1X), CF21131 (1X)

Chem 17 is a 25ml purge instrument. The laboratory minimum response factor is set at 0.01 instead of 0.05 for the 25ml purge instruments.
EPA method 8260D Table 4 supports this approach.

Initial Calibration Evaluation (CHEM17/VT-S012720):
95% of target compounds met criteria.
The following compounds had %RSDs >20%: 1,2-Dibromo-3-chloropropane 32% (20%), Acetone 25% (20%), Methylene chloride 21% (20%)
The following compounds did not meet Table 4 recommended minimum response factors: 1,2-Dibromo-3-chloropropane 0.043 (0.05), 2-Hexanone 0.092 (0.1), Acetone 0.050 (0.1), Methyl ethyl ketone 0.069 (0.1), Tetrahydrofuran (THF) 0.040 (0.05)
The following compounds did not meet the minimum response factor of 0.05: 1,2-Dibromo-3-chloropropane 0.043 (0.05), Tetrahydrofuran (THF) 0.040 (0.05)

Continuing Calibration Verification (CHEM17/0127_12-VT-S012720):
Internal standard areas were within 50 to 200% of the initial calibration with the following exceptions: None.
100% of target compounds met criteria.
The following compounds did not meet % deviation criteria: None.
The following compounds did not meet maximum % deviations: None.
The following compounds did not meet Table 4 recommended minimum response factors: 1,2-Dibromo-3-chloropropane 0.046 (0.05), Acetone 0.042 (0.05), Tetrahydrofuran (THF) 0.037 (0.05)

QC (Batch Specific):

Batch 516179 (CF21131) CHEM17 1/27/2020-2

CF21130(1X), CF21131(1X)

Environmental Laboratories, Inc.
587 East Middle Turnpike, P.O.Box 370, Manchester, CT 06045
Tel. (860) 645-1102 Fax (860) 645-0823

ACCREDITED IN ACCORDANCE WITH nelac NY # 11301

RCP Certification Report

February 05, 2020

SDG I.D.: GCF21130

VOA Narration

All LCS recoveries were within 70 - 130 with the following exceptions: None.
All LCSD recoveries were within 70 - 130 with the following exceptions: None.
All LCS/LCSD RPDs were less than 30% with the following exceptions: None.
A LCS and LCS Duplicate were performed instead of a matrix spike and matrix spike duplicate.
Additional 8260 criteria: 10% of LCS/LCSD compounds can be outside of acceptance criteria as long as recovery is 40-160%, 25-160% for Chloroethane-HL and Trichlorofluoromethane-HL.

Temperature Narration

The samples were received at 1.0C with cooling initiated.
(Note acceptance criteria for relevant matrices is above freezing up to 6°C)

Cooler: Yes ☑ No ☐
Coolant: IPK ☐ ICE ☑ No ☐

CHAIN OF CUSTODY RECORD

Temp 1.6 Pg 1 of 1

PHOENIX *Environmental Laboratories, Inc.*

587 East Middle Turnpike, P.O. Box 370, Manchester, CT 06040
Email: info@phoenixlabs.com Fax (860) 645-0823
Client Services (860) 645-8726

Data Delivery/Contact Options:
☐ Fax:
☐ Phone:
☒ Email: LEwilley@tighebond.com

Customer: Tighe + Bond, Inc
Address: 213 Court Street Suite 1100
Middletown CT

Project: Rockville MGP
Report to: Lynn Willey
Invoice to: Tighe + Bond
QUOTE #

Project P.O: E-0755-014

This section MUST be completed with Bottle Quantities.

Client Sample - Information - Identification

Sampler's Signature: [signature] Date: 1/27/2022

Matrix Code:
DW=Drinking Water **GW**=Ground Water **SW**=Surface Water **WW**=Waste Water
RW=Raw Water **SE**=Sediment **SL**=Sludge **S**=Soil **SD**=Solid **W**=Wipe **OIL**=Oil
B=Bulk **L**=Liquid **X** = _____(Other)

Analysis Request

PHOENIX USE ONLY SAMPLE #	Customer Sample Identification	Sample Matrix	Date Sampled	Time Sampled	EDPH	PAH	VOC	RCRA metals Cyanide	GL Amber 8 oz. w/H3PO4	Soil VOA Vials [ ] methanol [ ] H2O	GL Soil container ( ) oz	GL Soil container ( ) oz	40 ml VOA Vial [ ] As is [ ] HCl	GL Amber 1000ml [ ] As is [ ] H2SO4	PL As is [ ] 250ml [ ] 500ml [ ] 1000ml	PL H2SO4 [ ] 250ml [ ] 500ml	PL HNO3 250ml	PL NaOH 250ml	Bacteria Bottle w/thio	Bacteria Bottle as is
21130	MW-315	GW	1/27/2022	13:35	X	X	X					3	3			1	1			
21131	Trip Blank	—	—	—			X													

Relinquished by:	Accepted by:	Date:	Time:
[signature]	[signature]	1/27/2022	14:52

Comments, Special Requirements or Regulations:
Please hold metals and cyanide analysis
Please copy bcaswell@tighebond.com

Turnaround Time:
☐ 1 Day*
☐ 2 Days*
☐ 3 Days*
☒ Standard
☐ Other
* SURCHARGE APPLIES

RI
☐ (Residential) Direct Exposure
☐ (Comm/Industrial) Direct Exposure
☐ GA Leachability
☐ GB Leachability
☐ GA-GW Objectives
☐ GB-GW Objectives

CT
☒ RCP Cert
☐ GW Protection
☒ SW Protection
☐ GA Mobility
☐ GB Mobility
☐ Residential DEC
☐ I/C DEC
☒ Other RES + I/C VC

MA
☐ MCP Certification
☐ GW-1 ☐ MWRA eSMART
☐ GW-2
☐ GW-3
☐ S-1 GW-1 ☐ S-1 GW-2 ☐ S-1 GW-3
☐ S-2 GW-1 ☐ S-2 GW-2 ☐ S-2 GW-3
☐ S-3 GW-1 ☐ S-3 GW-2 ☐ S-3 GW-3
☐ SW Protection

State where samples were collected: CT

Data Format
☐ Excel
☒ PDF
☐ GIS/Key
☐ EQuIS
☒ Other Geotech

Data Package
☐ Tier II Checklist
☐ Full Data Package*
☒ Phoenix Std Report
☐ Other
* SURCHARGE APPLIES

PHOENIX
Environmental Laboratories, Inc.

Monday, July 06, 2020

Attn: Lynn Willey
Tighe & Bond
213 Court St, Suite 1100
Middletown, CT 06457

Project ID: ROCKVILLE MGP
SDG ID: GCG24451
Sample ID#s: CG24451

This laboratory is in compliance with the NELAC requirements of procedures used except where indicated.

This report contains results for the parameters tested, under the sampling conditions described on the Chain Of Custody, as received by the laboratory. This report is incomplete unless all pages indicated in the pagination at the bottom of the page are included.

A scanned version of the COC form accompanies the analytical report and is an exact duplicate of the original.

If you are the client above and have any questions concerning this testing, please do not hesitate to contact Phoenix Client Services at ext.200. The contents of this report cannot be discussed with anyone other than the client listed above without their written consent.

Sincerely yours,

Phyllis Shiller
Laboratory Director

NELAC - #NY11301
CT Lab Registration #PH-0618
MA Lab Registration #M-CT007
ME Lab Registration #CT-007
NH Lab Registration #213693-A,B
NJ Lab Registration #CT-003
NY Lab Registration #11301
PA Lab Registration #68-03530
RI Lab Registration #63
UT Lab Registration #CT00007
VT Lab Registration #VT11301



Environmental Laboratories, Inc.
587 East Middle Turnpike, P.O.Box 370, Manchester, CT 06045
Tel. (860) 645-1102 Fax (860) 645-0823

Sample Id Cross Reference

July 06, 2020

SDG I.D.: GCG24451

Project ID: ROCKVILLE MGP

Client Id	Lab Id	Matrix
MW 345	CG24451	GROUND WATER

Environmental Laboratories, Inc.
587 East Middle Turnpike, P.O.Box 370, Manchester, CT 06045
Tel. (860) 645-1102 Fax (860) 645-0823

Analysis Report

July 06, 2020

FOR: Attn: Lynn Willey
Tighe & Bond
213 Court St, Suite 1100
Middletown, CT 06457

Sample Information		Custody Information		Date	Time
Matrix:	GROUND WATER	Collected by:		06/30/20	9:25
Location Code:	TIGHE-EVER	Received by:	SW	06/30/20	15:22
Rush Request:	72 Hour	Analyzed by:	see "By" below		
P.O.#:	10948703				

Laboratory Data

SDG ID: GCG24451
Phoenix ID: CG24451

Project ID: ROCKVILLE MGP
Client ID: MW 345

Parameter	Result	RL/ PQL	Units	Dilution	Date/Time	By	Reference
Extraction of CT ETPH	Completed				06/30/20	P/D	SW3510C/SW3520C
Semi-Volatile Extraction	Completed				07/01/20	P/W	SW3520C
TPH by GC (Extractable Products)							
Ext. Petroleum H.C. (C9-C36)	ND	0.066	mg/L	1	07/02/20	JRB	CTETPH 8015D
Identification	ND		mg/L	1	07/02/20	JRB	CTETPH 8015D
QA/QC Surrogates							
% n-Pentacosane	67		%	1	07/02/20	JRB	50 - 150 %
Semivolatiles by SIM, PAH							
2-Methylnaphthalene	ND	0.47	ug/L	1	07/02/20	WB	SW8270D (SIM)
Acenaphthene	ND	0.47	ug/L	1	07/02/20	WB	SW8270D (SIM)
Acenaphthylene	ND	0.28	ug/L	1	07/02/20	WB	SW8270D (SIM)
Anthracene	ND	0.47	ug/L	1	07/02/20	WB	SW8270D (SIM)
Benz(a)anthracene	0.17	0.05	ug/L	1	07/02/20	WB	SW8270D (SIM)
Benzo(a)pyrene	ND	0.19	ug/L	1	07/02/20	WB	SW8270D (SIM)
Benzo(b)fluoranthene	ND	0.07	ug/L	1	07/02/20	WB	SW8270D (SIM)
Benzo(ghi)perylene	ND	0.45	ug/L	1	07/02/20	WB	SW8270D (SIM)
Benzo(k)fluoranthene	ND	0.28	ug/L	1	07/02/20	WB	SW8270D (SIM)
Chrysene	ND	0.47	ug/L	1	07/02/20	WB	SW8270D (SIM)
Dibenz(a,h)anthracene	ND	0.09	ug/L	1	07/02/20	WB	SW8270D (SIM)
Fluoranthene	1.2	0.47	ug/L	1	07/02/20	WB	SW8270D (SIM)
Fluorene	ND	0.47	ug/L	1	07/02/20	WB	SW8270D (SIM)
Indeno(1,2,3-cd)pyrene	ND	0.09	ug/L	1	07/02/20	WB	SW8270D (SIM)
Naphthalene	ND	0.47	ug/L	1	07/02/20	WB	SW8270D (SIM)
Phenanthrene	ND	0.06	ug/L	1	07/02/20	WB	SW8270D (SIM)
Pyrene	2.6	0.47	ug/L	1	07/02/20	WB	SW8270D (SIM)
QA/QC Surrogates							

Project ID: ROCKVILLE MGP
Client ID: MW 345

Phoenix I.D.: CG24451

Parameter	Result	RL/ PQL	Units	Dilution	Date/Time	By	
% 2-Fluorobiphenyl	50		%	1	07/02/20	WB	30 - 130 %
% Nitrobenzene-d5	57		%	1	07/02/20	WB	30 - 130 %
% Terphenyl-d14	57		%	1	07/02/20	WB	30 - 130 %

RL/PQL=Reporting/Practical Quantitation Level ND=Not Detected BRL=Below Reporting Level
QA/QC Surrogates: Surrogates are compounds (preceeded with a %) added by the lab to determine analysis efficiency. Surrogate results(%) listed in the report are not "detected" compounds.

Comments:

If you are the client above and have any questions concerning this testing, please do not hesitate to contact Phoenix Client Services at ext.200.
The contents of this report cannot be discussed with anyone other than the client listed above without their written consent.

Phyllis Shiller, Laboratory Director
July 06, 2020
Reviewed and Released by: Phyllis Shiller, Laboratory Director

Environmental Laboratories, Inc.
587 East Middle Turnpike, P.O.Box 370, Manchester, CT 06045
Tel. (860) 645-1102 Fax (860) 645-0823

QA/QC Report

July 06, 2020

QA/QC Data

SDG I.D.: GCG24451

Parameter	Blank	Blk RL	LCS %	LCSD %	LCS RPD	MS %	MSD %	MS RPD	% Rec Limits	% RPD Limits	
QA/QC Batch 535703 (mg/L), QC Sample No: CG23095 (CG24451)											
TPH by GC (Extractable Products) - Ground Water											
Ext. Petroleum H.C. (C9-C36)	ND	0.10	88	92	4.4				60 - 120	30	
% n-Pentacosane	61	%	68	63	7.6				50 - 150	20	
Comment:											
Additional surrogate criteria: LCS acceptance range is 60-120% MS acceptance range 50-150%. The ETPH/DRO LCS has been normalized based on the alkane calibration.											
QA/QC Batch 535892 (ug/L), QC Sample No: CG23549 (CG24451)											
Semivolatiles by SIM, PAH - Ground Water											
2-Methylnaphthalene	ND	0.50	40	49	20.2	67	47	35.1	30 - 130	20	r
Acenaphthene	ND	0.50	60	60	0.0	60	60	0.0	30 - 130	20	
Acenaphthylene	ND	0.10	62	47	27.5	86	66	26.3	30 - 130	20	r
Anthracene	ND	0.10	77	73	5.3	67	67	0.0	30 - 130	20	
Benz(a)anthracene	ND	0.02	79	76	3.9	40	60	40.0	30 - 130	20	r
Benzo(a)pyrene	ND	0.02	68	61	10.9	30	43	35.6	30 - 130	20	r
Benzo(b)fluoranthene	ND	0.02	90	91	1.1	60	54	10.5	30 - 130	20	
Benzo(ghi)perylene	ND	0.02	69	68	1.5	40	37	7.8	30 - 130	20	
Benzo(k)fluoranthene	ND	0.02	58	59	1.7	37	33	11.4	30 - 130	20	
Chrysene	ND	0.02	71	71	0.0	55	52	5.6	30 - 130	20	
Dibenz(a,h)anthracene	ND	0.02	77	83	7.5	49	38	25.3	30 - 130	20	r
Fluoranthene	ND	0.50	71	67	5.8	80	64	22.2	30 - 130	20	r
Fluorene	ND	0.10	65	64	1.6	82	63	26.2	30 - 130	20	r
Indeno(1,2,3-cd)pyrene	ND	0.02	67	68	1.5	43	38	12.3	30 - 130	20	
Naphthalene	ND	0.50	34	45	27.8	68	45	40.7	30 - 130	20	r
Phenanthrene	ND	0.06	77	72	6.7	87	69	23.1	30 - 130	20	r
Pyrene	ND	0.07	73	65	11.6	62	62	0.0	30 - 130	20	
% 2-Fluorobiphenyl	46	%	47	49	4.2	70	52	29.5	30 - 130	20	r
% Nitrobenzene-d5	42	%	39	45	14.3	91	55	49.3	30 - 130	20	r
% Terphenyl-d14	59	%	63	64	1.6	48	48	0.0	30 - 130	20	
Comment:											
Additional 8270 criteria:20% of compounds can be outside of acceptance criteria as long as recovery is at least 10%. (Acid surrogates acceptance range for aqueous samples: 15-110%, for soils 30-130%)											

r = This parameter is outside laboratory RPD specified recovery limits.

If there are any questions regarding this data, please call Phoenix Client Services at extension 200.

RPD - Relative Percent Difference
LCS - Laboratory Control Sample
LCSD - Laboratory Control Sample Duplicate
MS - Matrix Spike
MS Dup - Matrix Spike Duplicate
NC - No Criteria
Intf - Interference

Phyllis Shiller, Laboratory Director
July 06, 2020

Monday, July 06, 2020

Criteria: CT: GWP, RV, SWP

State: CT

Sample Criteria Exceedances Report

GCG24451 - TIGHE-EVER

SampNo	Acode	Phoenix Analyte	Criteria	Result	RL	Criteria	RL Criteria	Analysis Units
CG24451	$8100CTSIMR	Benz(a)anthracene	CT / RSR GWPC (ug/l) / Semivolatiles	0.17	0.05	0.06	0.06	ug/L

Phoenix Laboratories does not assume responsibility for the data contained in this exceedance report. It is provided as an additional tool to identify requested criteria exceedences. All efforts are made to ensure the accuracy of the data (obtained from appropriate agencies). A lack of exceedence information does not necessarily suggest conformance to the criteria. It is ultimately the site professional's responsibility to determine appropriate compliance.

REASONABLE CONFIDENCE PROTOCOL
LABORATORY ANALYSIS QA/QC CERTIFICATION FORM

Laboratory Name: Phoenix Environmental Labs, Inc. ***Client:*** Tighe & Bond

Project Location: ROCKVILLE MGP ***Project Number:***

Laboratory Sample ID(s): CG24451 ***Sampling Date(s):*** 6/30/2020

List RCP Methods Used (e.g., 8260, 8270, et cetera) 8270, ETPH

1	**For each analytical method referenced in this laboratory report package, were all specified QA/QC performance criteria followed, including the requirement to explain any criteria falling outside of acceptable guidelines, as specified in the CT DEP method-specific Reasonable Confidence Protocol documents?**	☑ Yes ☐ No
1A	**Were the method specified preservation and holding time requirements met?**	☑ Yes ☐ No
1B	***VPH and EPH methods only:*** **Was the VPH or EPH method conducted without significant modifications (see section 11.3 of respective RCP methods)**	☐ Yes ☐ No ☑ NA
2	**Were all samples received by the laboratory in a condition consistent with that described on the associated Chain-of-Custody document(s)?**	☑ Yes ☐ No
3	**Were samples received at an appropriate temperature (< 6 Degrees C)?**	☑ Yes ☐ No ☐ NA
4	**Were all QA/QC performance criteria specified in the Reasonable Confidence Protocol documents acheived? See Section: SVOASIM Narration.**	☐ Yes ☑ No
5	**a) Were reporting limits specified or referenced on the chain-of-custody?** **b) Were these reporting limits met?**	☑ Yes ☐ No ☑ Yes ☐ No
6	**For each analytical method referenced in this laboratory report package, were results reported for all constituents identified in the method-specific analyte lists presented in the Reasonable Confidence Protocol documents?**	☐ Yes ☑ No
7	**Are project-specific matrix spikes and laboratory duplicates included in the data set?**	☐ Yes ☑ No

Notes: For all questions to which the response was "No" (with the exception of question #7), additional information must be provided in an attached narrative. If the answer to question #1, #1A or 1B is "No", the data package does not meet the requirements for "Reasonable Confidence". This form may not be altered and all questions must be answered.

I, the undersigned, attest under the pains and penalties of perjury that, to the best of my knowledge and belief and based upon my personal inquiry of those responsible for providing the information contained in this analytical report, such information is accurate and complete.

Authorized Signature: _____ **Position:** Assistant Lab Director

Printed Name: Greg Lawrence **Date:** Monday, July 06, 2020

Name of Laboratory Phoenix Environmental Labs, Inc.

This certification form is to be used for RCP methods only.

CTDEP RCP Laboratory Analysis QA/QC Certification Form - November 2007
Laboratory Quality Assurance and Quality Control Guidance Reasonable Confidence Protocols

Environmental Laboratories, Inc.
587 East Middle Turnpike, P.O.Box 370, Manchester, CT 06045
Tel. (860) 645-1102 Fax (860) 645-0823

ACCREDITED IN ACCORDANCE WITH nelac NY # 11301

RCP Certification Report

July 06, 2020

SDG I.D.: GCG24451

SDG Comments

8270 Semi-volatile Organics:
Only the PAH constituents are reported as requested on the chain-of-custody. In order to achieve the requested reporting levels for the target compounds, the sample was extracted and analyzed via 8270 selective ion monitoring (SIM).

ETPH Narration

Were all QA/QC performance criteria specified in the Reasonable Confidence Protocol documents achieved? Yes.

Instrument:

AU-XL1 07/01/20-1 Jeff Bucko, Chemist 07/01/20

CG24451 (1X)

The initial calibration (ETPH420I) RSD for the compound list was less than 30% except for the following compounds: None.
As per section 7.2.3, a discrimination check standard was run (701A003A_1) and contained the following outliers: None.
The continuing calibration %D for the compound list was less than 30% except for the following compounds:None.

QC (Batch Specific):

Batch 535703 (CG23095)

CG24451

All LCS recoveries were within 60 - 120 with the following exceptions: None.
All LCSD recoveries were within 60 - 120 with the following exceptions: None.
All LCS/LCSD RPDs were less than 30% with the following exceptions: None.
Additional surrogate criteria: LCS acceptance range is 60-120% MS acceptance range 50-150%. The ETPH/DRO LCS has been normalized based on the alkane calibration.

SVOASIM Narration

Were all QA/QC performance criteria specified in the Reasonable Confidence Protocol documents achieved? No.

QC Batch 535892 (Samples: CG24451): -----

The LCS/LCSD RPD exceeds the method criteria for one or more analytes, but these analytes were not reported in the sample(s) so no variability is suspected. (Acenaphthylene, Naphthalene)

Instrument:

CHEM33 07/02/20-1 Wes Bryon, Chemist 07/02/20

CG24451 (1X)

Initial Calibration Evaluation (CHEM33/33_PAHSIM_0610):
100% of target compounds met criteria.
The following compounds had %RSDs >20%: None.
The following compounds did not meet recommended response factors: None.
The following compounds did not meet a minimum response factors: None.

Continuing Calibration Verification (CHEM33/0702_03-33_PAHSIM_0610):
Internal standard areas were within 50 to 200% of the initial calibration with the following exceptions: None.
100% of target compounds met criteria.
The following compounds did not meet % deviation criteria: None.
The following compounds did not meet maximum % deviations: None.
The following compounds did not meet recommended response factors: None.
The following compounds did not meet minimum response factors: None.

Environmental Laboratories, Inc.
587 East Middle Turnpike, P.O.Box 370, Manchester, CT 06045
Tel. (860) 645-1102 Fax (860) 645-0823

ACCREDITED IN ACCORDANCE WITH nelac NY # 11301

RCP Certification Report

July 06, 2020

SDG I.D.: GCG24451

SVOASIM Narration

QC (Batch Specific):

Batch 535892 (CG23549)

CG24451

All LCS recoveries were within 30 - 130 with the following exceptions: None.
All LCSD recoveries were within 30 - 130 with the following exceptions: None.
All LCS/LCSD RPDs were less than 20% with the following exceptions: Acenaphthylene(27.5%), Naphthalene(27.8%)
Additional 8270 criteria:20% of compounds can be outside of acceptance criteria as long as recovery is at least 10%. (Acid surrogates acceptance range for aqueous samples: 15-110%, for soils 30-130%)

Temperature Narration

The samples were received at 1.7C with cooling initiated.
(Note acceptance criteria for relevant matrices is above freezing up to 6°C)

Cooler: Yes [X] No [ ]
Coolant: IPK [ ] ICE [X] No [ ]

PHOENIX
Environmental Laboratories, Inc.

CHAIN OF CUSTODY RECORD

587 East Middle Turnpike, P.O. Box 370, Manchester, CT 06040
Email: info@phoenixlabs.com Fax (860) 645-0823
Client Services (860) 645-8726

Temp 1.7 °C Pg of

Data Delivery:
[ ] Fax #:
[X] Email: lewilley@tighebond.com drew.richard2@eversource.com

Customer: Tighe & Bond
Address: 23 Court Street Suite 1100 Middletown, CT

Project: Rockville M&P
Report to: lewilley@tighebond.com / Lyn Willey Drew Richard
Invoice to: EverSource Energy
Phone #:
Fax #:
Quote: EV02252

Project P.O: CW 2263962 #10948735

This section MUST be completed with Bottle Quantities.

Client Sample - Information - Identification

Sampler's Signature: Date: 6/30/20

Analysis Request

Matrix Code:
DW=Drinking Water **GW**=Ground Water **SW**=Surface Water **WW**=Waste Water
RW=Raw Water **SE**=Sediment **SL**=Sludge **S**=Soil **SD**=Solid **W**=Wipe
OIL=Oil **B**=Bulk **L**=Liquid

PHOENIX USE ONLY SAMPLE #	Customer Sample Identification	Sample Matrix	Date Sampled	Time Sampled	PAHs	ETPH	Soil VOA Vials [ ] methanol [ ] H2O	GL Soil container ( ) oz ( ) oz	40 ml VOA Vial [ ] As is [ ] HCl	GL Amber 1000ml [ ] As is [ ] H2SO4	PL As is [ ]250ml [ ]500ml [ ]1000ml	PL H2SO4 [ ]250ml [ ]500ml	PL HNO3 250ml	PL NaOH 250ml	Bacteria (as is)	Bacteria (w/thio)
24451	MW-345	GW	6/30/20	925	X	X								4		

Relinquished by: **Accepted by:** **Date:** 6/30/20 **Time:** 15:22

Comments, Special Requirements or Regulations:
Eversource Rockville M&P Quote

Turnaround:
[ ] 1 Day*
[ ] 2 Days*
[ ] 3 Days*
[ ] Standard
[ ] Other
* SURCHARGE APPLIES

RI
[ ] Direct Exposure (Residential)
[ ] GW
[ ] Other

CT
[X] RCP Cert
[ ] GW Protection
[X] SW Protection
[ ] GA Mobility
[ ] GB Mobility
[ ] Residential DEC
[ ] I/C DEC
[X] Other RSVC

MA
[ ] MCP Certification
[ ] GW-1
[ ] GW-2
[ ] GW-3
[ ] S-1
[ ] S-2
[ ] S-3
[ ] MWRA eSMART
[ ] Other

State where samples were collected: CT

Data Format
[X] Excel
[X] PDF
[ ] GIS/Key
[ ] EQuIS
[X] Other Enviodata

Data Package
[ ] Tier II Checklist
[ ] Full Data Package*
[ ] Phoenix Std Report
[ ] Other
* SURCHARGE APPLIES

PHOENIX
Environmental Laboratories, Inc.

Monday, March 30, 2020

Attn: Ms. Lynn Willey
Tighe & Bond
213 Court St, Suite 1100
Middletown, CT 06457

Project ID: ROCKVILLE MGP
SDG ID: GCF53154
Sample ID#s: CF53154 - CF53159

This laboratory is in compliance with the NELAC requirements of procedures used except where indicated.

This report contains results for the parameters tested, under the sampling conditions described on the Chain Of Custody, as received by the laboratory. This report is incomplete unless all pages indicated in the pagination at the bottom of the page are included.

A scanned version of the COC form accompanies the analytical report and is an exact duplicate of the original.

If you are the client above and have any questions concerning this testing, please do not hesitate to contact Phoenix Client Services at ext.200. The contents of this report cannot be discussed with anyone other than the client listed above without their written consent.

Sincerely yours,

Phyllis Shiller
Laboratory Director

NELAC - #NY11301
CT Lab Registration #PH-0618
MA Lab Registration #M-CT007
ME Lab Registration #CT-007
NH Lab Registration #213693-A,B
NJ Lab Registration #CT-003
NY Lab Registration #11301
PA Lab Registration #68-03530
RI Lab Registration #63
UT Lab Registration #CT00007
VT Lab Registration #VT11301

Environmental Laboratories, Inc.
587 East Middle Turnpike, P.O.Box 370, Manchester, CT 06045
Tel. (860) 645-1102 Fax (860) 645-0823

NY # 11301

SDG Comments

March 30, 2020

SDG I.D.: GCF53154

Volatile 8260 analysis:
1,2-Dibromoethane and 1,2-Dibromo-3-chloropropane do not meet GWP criteria, these compounds are analyzed by GC/ECD to achieve this criteria.

Environmental Laboratories, Inc.
587 East Middle Turnpike, P.O.Box 370, Manchester, CT 06045
Tel. (860) 645-1102 Fax (860) 645-0823

Sample Id Cross Reference

March 30, 2020

SDG I.D.: GCF53154

Project ID: ROCKVILLE MGP

Client Id	Lab Id	Matrix
MW-33S	CF53154	GROUND WATER
MW-34S	CF53155	GROUND WATER
MW-35S	CF53156	GROUND WATER
MW-45R	CF53157	GROUND WATER
TRIP BLANK	CF53158	WATER
MW-36S	CF53159	GROUND WATER

Environmental Laboratories, Inc.
587 East Middle Turnpike, P.O.Box 370, Manchester, CT 06045
Tel. (860) 645-1102 Fax (860) 645-0823

Analysis Report

March 30, 2020

FOR: Attn: Ms. Lynn Willey
Tighe & Bond
213 Court St, Suite 1100
Middletown, CT 06457

Sample Information		Custody Information		Date	Time
Matrix:	GROUND WATER	Collected by:		03/18/20	11:20
Location Code:	TIGHE	Received by:	LB	03/19/20	8:46
Rush Request:	Standard	Analyzed by:	see "By" below		
P.O.#:	E-0755-44				

Laboratory Data

SDG ID: GCF53154
Phoenix ID: CF53154

Project ID: ROCKVILLE MGP
Client ID: MW-33S

Parameter	Result	RL/ PQL	Units	Dilution	Date/Time	By	Reference
Lead	< 0.002	0.002	mg/L	1	03/20/20	TH	SW6010D
Extraction of CT ETPH	Completed				03/20/20	P/AK	SW3510C/SW3520C
Semi-Volatile Extraction	Completed				03/19/20		SW3520C
Total Metals Digestion	Completed				03/19/20	AG	
TPH by GC (Extractable Products)							
Ext. Petroleum H.C. (C9-C36)	0.31	0.066	mg/L	1	03/21/20	JRB	CTETPH 8015D
Identification	**		mg/L	1	03/21/20	JRB	CTETPH 8015D
QA/QC Surrogates							
% n-Pentacosane	71		%	1	03/21/20	JRB	50 - 150 %
Semivolatiles by SIM, PAH							
2-Methylnaphthalene	ND	0.47	ug/L	1	03/20/20	WB	SW8270D (SIM)
Acenaphthene	6.7	0.47	ug/L	1	03/20/20	WB	SW8270D (SIM)
Acenaphthylene	1.1	0.28	ug/L	1	03/20/20	WB	SW8270D (SIM)
Anthracene	ND	0.47	ug/L	1	03/20/20	WB	SW8270D (SIM)
Benz(a)anthracene	ND	0.05	ug/L	1	03/20/20	WB	SW8270D (SIM)
Benzo(a)pyrene	ND	0.19	ug/L	1	03/20/20	WB	SW8270D (SIM)
Benzo(b)fluoranthene	ND	0.07	ug/L	1	03/20/20	WB	SW8270D (SIM)
Benzo(ghi)perylene	ND	0.45	ug/L	1	03/20/20	WB	SW8270D (SIM)
Benzo(k)fluoranthene	ND	0.28	ug/L	1	03/20/20	WB	SW8270D (SIM)
Chrysene	ND	0.47	ug/L	1	03/20/20	WB	SW8270D (SIM)
Dibenz(a,h)anthracene	ND	0.09	ug/L	1	03/20/20	WB	SW8270D (SIM)
Fluoranthene	ND	0.47	ug/L	1	03/20/20	WB	SW8270D (SIM)
Fluorene	1.2	0.47	ug/L	1	03/20/20	WB	SW8270D (SIM)
Indeno(1,2,3-cd)pyrene	ND	0.09	ug/L	1	03/20/20	WB	SW8270D (SIM)
Naphthalene	0.62	0.47	ug/L	1	03/20/20	WB	SW8270D (SIM)
Phenanthrene	ND	0.06	ug/L	1	03/20/20	WB	SW8270D (SIM)

Ver 1

Project ID: ROCKVILLE MGP
Client ID: MW-33S

Phoenix I.D.: CF53154

Parameter	Result	RL/ PQL	Units	Dilution	Date/Time	By	Reference
Pyrene	ND	0.47	ug/L	1	03/20/20	WB	SW8270D (SIM)
QA/QC Surrogates							
% 2-Fluorobiphenyl	55		%	1	03/20/20	WB	30 - 130 %
% Nitrobenzene-d5	60		%	1	03/20/20	WB	30 - 130 %
% Terphenyl-d14	66		%	1	03/20/20	WB	30 - 130 %

RL/PQL=Reporting/Practical Quantitation Level ND=Not Detected BRL=Below Reporting Level
QA/QC Surrogates: Surrogates are compounds (preceeded with a %) added by the lab to determine analysis efficiency. Surrogate results(%) listed in the report are not "detected" compounds.

Comments:

TPH Comment:
**Petroleum hydrocarbon chromatogram contains a multicomponent hydrocarbon distribution in the range of C9 to C24. The sample was quantitated against a C9-C36 alkane hydrocarbon standard.

If you are the client above and have any questions concerning this testing, please do not hesitate to contact Phoenix Client Services at ext.200.
The contents of this report cannot be discussed with anyone other than the client listed above without their written consent.

Phyllis Shiller, Laboratory Director
March 30, 2020
Reviewed and Released by: Phyllis Shiller, Laboratory Director

Environmental Laboratories, Inc.
587 East Middle Turnpike, P.O.Box 370, Manchester, CT 06045
Tel. (860) 645-1102 Fax (860) 645-0823

Analysis Report

March 30, 2020

FOR: Attn: Ms. Lynn Willey
Tighe & Bond
213 Court St, Suite 1100
Middletown, CT 06457

Sample Information		Custody Information		Date	Time
Matrix:	GROUND WATER	Collected by:		03/18/20	8:55
Location Code:	TIGHE	Received by:	LB	03/19/20	8:46
Rush Request:	Standard	Analyzed by:	see "By" below		
P.O.#:	E-0755-44				

Laboratory Data

SDG ID: GCF53154
Phoenix ID: CF53155

Project ID: ROCKVILLE MGP
Client ID: MW-34S

Parameter	Result	RL/ PQL	Units	Dilution	Date/Time	By	Reference
Lead	< 0.002	0.002	mg/L	1	03/20/20	TH	SW6010D
Extraction of CT ETPH	Completed				03/20/20	P/AK	SW3510C/SW3520C
Semi-Volatile Extraction	Completed				03/19/20		SW3520C
Total Metals Digestion	Completed				03/19/20	AG	
TPH by GC (Extractable Products)							
Ext. Petroleum H.C. (C9-C36)	0.085	0.066	mg/L	1	03/21/20	JRB	CTETPH 8015D
Identification	**		mg/L	1	03/21/20	JRB	CTETPH 8015D
QA/QC Surrogates							
% n-Pentacosane	81		%	1	03/21/20	JRB	50 - 150 %
Semivolatiles by SIM, PAH							
2-Methylnaphthalene	ND	0.47	ug/L	1	03/20/20	WB	SW8270D (SIM)
Acenaphthene	0.61	0.47	ug/L	1	03/20/20	WB	SW8270D (SIM)
Acenaphthylene	ND	0.28	ug/L	1	03/20/20	WB	SW8270D (SIM)
Anthracene	ND	0.47	ug/L	1	03/20/20	WB	SW8270D (SIM)
Benz(a)anthracene	0.24	0.05	ug/L	1	03/20/20	WB	SW8270D (SIM)
Benzo(a)pyrene	ND	0.19	ug/L	1	03/20/20	WB	SW8270D (SIM)
Benzo(b)fluoranthene	ND	0.07	ug/L	1	03/20/20	WB	SW8270D (SIM)
Benzo(ghi)perylene	ND	0.45	ug/L	1	03/20/20	WB	SW8270D (SIM)
Benzo(k)fluoranthene	ND	0.28	ug/L	1	03/20/20	WB	SW8270D (SIM)
Chrysene	ND	0.47	ug/L	1	03/20/20	WB	SW8270D (SIM)
Dibenz(a,h)anthracene	ND	0.09	ug/L	1	03/20/20	WB	SW8270D (SIM)
Fluoranthene	1.7	0.47	ug/L	1	03/20/20	WB	SW8270D (SIM)
Fluorene	ND	0.47	ug/L	1	03/20/20	WB	SW8270D (SIM)
Indeno(1,2,3-cd)pyrene	ND	0.09	ug/L	1	03/20/20	WB	SW8270D (SIM)
Naphthalene	ND	0.47	ug/L	1	03/20/20	WB	SW8270D (SIM)
Phenanthrene	0.09	0.06	ug/L	1	03/20/20	WB	SW8270D (SIM)

Ver 1

Project ID: ROCKVILLE MGP
Client ID: MW-34S

Phoenix I.D.: CF53155

Parameter	Result	RL/ PQL	Units	Dilution	Date/Time	By	Reference
Pyrene	3.7	0.47	ug/L	1	03/20/20	WB	SW8270D (SIM)
QA/QC Surrogates							
% 2-Fluorobiphenyl	56		%	1	03/20/20	WB	30 - 130 %
% Nitrobenzene-d5	56		%	1	03/20/20	WB	30 - 130 %
% Terphenyl-d14	65		%	1	03/20/20	WB	30 - 130 %

RL/PQL=Reporting/Practical Quantitation Level ND=Not Detected BRL=Below Reporting Level
QA/QC Surrogates: Surrogates are compounds (preceeded with a %) added by the lab to determine analysis efficiency. Surrogate results(%) listed in the report are not "detected" compounds.

Comments:

TPH Comment:
**Petroleum hydrocarbon chromatogram contains a multicomponent hydrocarbon distribution in the range of C9 to C24. The sample was quantitated against a C9-C36 alkane hydrocarbon standard.

If you are the client above and have any questions concerning this testing, please do not hesitate to contact Phoenix Client Services at ext.200.
The contents of this report cannot be discussed with anyone other than the client listed above without their written consent.



Phyllis Shiller, Laboratory Director
March 30, 2020
Reviewed and Released by: Phyllis Shiller, Laboratory Director

Environmental Laboratories, Inc.
587 East Middle Turnpike, P.O.Box 370, Manchester, CT 06045
Tel. (860) 645-1102 Fax (860) 645-0823

Analysis Report

March 30, 2020

FOR: Attn: Ms. Lynn Willey
Tighe & Bond
213 Court St, Suite 1100
Middletown, CT 06457

Sample Information		Custody Information		Date	Time
Matrix:	GROUND WATER	Collected by:		03/18/20	10:00
Location Code:	TIGHE	Received by:	LB	03/19/20	8:46
Rush Request:	Standard	Analyzed by:	see "By" below		
P.O.#:	E-0755-44				

Laboratory Data

SDG ID: GCF53154
Phoenix ID: CF53156

Project ID: ROCKVILLE MGP
Client ID: MW-35S

Parameter	Result	RL/ PQL	Units	Dilution	Date/Time	By	Reference
Lead	< 0.002	0.002	mg/L	1	03/21/20	CPP	SW6010D
Extraction of CT ETPH	Completed				03/20/20	P/AK	SW3510C/SW3520C
EPH Extraction	Completed				03/20/20	JS/JS/SB	SW3510C
MA Petroleum Hydrocarbon (EPH)	Completed				03/19/20		MADEP EPH-04
Semi-Volatile Extraction	Completed				03/19/20		SW3520C
Total Metals Digestion	Completed				03/20/20	AG	
MA Petroleum Hydrocarbon (VPH)	Completed				03/23/20	RM	MADEP VPH04
TPH by GC (Extractable Products)							
Ext. Petroleum H.C. (C9-C36)	1.5	0.066	mg/L	1	03/22/20	JRB	CTETPH 8015D
Identification	**		mg/L	1	03/22/20	JRB	CTETPH 8015D
QA/QC Surrogates							
% n-Pentacosane	77		%	1	03/22/20	JRB	50 - 150 %
Volatiles							
1,1,1,2-Tetrachloroethane	ND	1.0	ug/L	1	03/22/20	MH	SW8260C
1,1,1-Trichloroethane	ND	1.0	ug/L	1	03/22/20	MH	SW8260C
1,1,2,2-Tetrachloroethane	ND	0.50	ug/L	1	03/22/20	MH	SW8260C
1,1,2-Trichloroethane	ND	1.0	ug/L	1	03/22/20	MH	SW8260C
1,1-Dichloroethane	ND	1.0	ug/L	1	03/22/20	MH	SW8260C
1,1-Dichloroethene	ND	1.0	ug/L	1	03/22/20	MH	SW8260C
1,1-Dichloropropene	ND	1.0	ug/L	1	03/22/20	MH	SW8260C
1,2,3-Trichlorobenzene	ND	1.0	ug/L	1	03/22/20	MH	SW8260C
1,2,3-Trichloropropane	ND	1.0	ug/L	1	03/22/20	MH	SW8260C
1,2,4-Trichlorobenzene	ND	1.0	ug/L	1	03/22/20	MH	SW8260C
1,2,4-Trimethylbenzene	5.3	1.0	ug/L	1	03/22/20	MH	SW8260C
1,2-Dibromo-3-chloropropane	ND	0.50	ug/L	1	03/22/20	MH	SW8260C
1,2-Dibromoethane	ND	0.50	ug/L	1	03/22/20	MH	SW8260C

Project ID: ROCKVILLE MGP
Client ID: MW-35S

Phoenix I.D.: CF53156

Parameter	Result	RL/ PQL	Units	Dilution	Date/Time	By	Reference
1,2-Dichlorobenzene	ND	1.0	ug/L	1	03/22/20	MH	SW8260C
1,2-Dichloroethane	ND	0.60	ug/L	1	03/22/20	MH	SW8260C
1,2-Dichloropropane	ND	1.0	ug/L	1	03/22/20	MH	SW8260C
1,3,5-Trimethylbenzene	1.6	1.0	ug/L	1	03/22/20	MH	SW8260C
1,3-Dichlorobenzene	ND	1.0	ug/L	1	03/22/20	MH	SW8260C
1,3-Dichloropropane	ND	1.0	ug/L	1	03/22/20	MH	SW8260C
1,4-Dichlorobenzene	ND	1.0	ug/L	1	03/22/20	MH	SW8260C
2,2-Dichloropropane	ND	1.0	ug/L	1	03/22/20	MH	SW8260C
2-Chlorotoluene	ND	1.0	ug/L	1	03/22/20	MH	SW8260C
2-Hexanone	ND	5.0	ug/L	1	03/22/20	MH	SW8260C
2-Isopropyltoluene	ND	1.0	ug/L	1	03/22/20	MH	SW8260C
4-Chlorotoluene	ND	1.0	ug/L	1	03/22/20	MH	SW8260C
4-Methyl-2-pentanone	ND	5.0	ug/L	1	03/22/20	MH	SW8260C
Acetone	ND	25	ug/L	1	03/22/20	MH	SW8260C
Acrylonitrile	ND	0.50	ug/L	1	03/22/20	MH	SW8260C
Benzene	110	7.0	ug/L	10	03/24/20	MH	SW8260C
Bromobenzene	ND	1.0	ug/L	1	03/22/20	MH	SW8260C
Bromochloromethane	ND	1.0	ug/L	1	03/22/20	MH	SW8260C
Bromodichloromethane	ND	0.50	ug/L	1	03/22/20	MH	SW8260C
Bromoform	ND	1.0	ug/L	1	03/22/20	MH	SW8260C
Bromomethane	ND	1.0	ug/L	1	03/22/20	MH	SW8260C
Carbon Disulfide	ND	5.0	ug/L	1	03/22/20	MH	SW8260C
Carbon tetrachloride	ND	1.0	ug/L	1	03/22/20	MH	SW8260C
Chlorobenzene	ND	1.0	ug/L	1	03/22/20	MH	SW8260C
Chloroethane	ND	1.0	ug/L	1	03/22/20	MH	SW8260C
Chloroform	ND	1.0	ug/L	1	03/22/20	MH	SW8260C
Chloromethane	ND	1.0	ug/L	1	03/22/20	MH	SW8260C
cis-1,2-Dichloroethene	ND	1.0	ug/L	1	03/22/20	MH	SW8260C
cis-1,3-Dichloropropene	ND	0.40	ug/L	1	03/22/20	MH	SW8260C
Dibromochloromethane	ND	0.50	ug/L	1	03/22/20	MH	SW8260C
Dibromomethane	ND	1.0	ug/L	1	03/22/20	MH	SW8260C
Dichlorodifluoromethane	ND	1.0	ug/L	1	03/22/20	MH	SW8260C
Ethylbenzene	42	10	ug/L	10	03/24/20	MH	SW8260C
Hexachlorobutadiene	ND	0.40	ug/L	1	03/22/20	MH	SW8260C
Isopropylbenzene	5.8	1.0	ug/L	1	03/22/20	MH	SW8260C
m&p-Xylene	7.8	1.0	ug/L	1	03/22/20	MH	SW8260C
Methyl ethyl ketone	ND	5.0	ug/L	1	03/22/20	MH	SW8260C
Methyl t-butyl ether (MTBE)	ND	1.0	ug/L	1	03/22/20	MH	SW8260C
Methylene chloride	ND	1.0	ug/L	1	03/22/20	MH	SW8260C
Naphthalene	130	10	ug/L	10	03/24/20	MH	SW8260C
n-Butylbenzene	ND	1.0	ug/L	1	03/22/20	MH	SW8260C
n-Propylbenzene	2.5	1.0	ug/L	1	03/22/20	MH	SW8260C
o-Xylene	24	1.0	ug/L	1	03/22/20	MH	SW8260C
p-Isopropyltoluene	ND	1.0	ug/L	1	03/22/20	MH	SW8260C
sec-Butylbenzene	ND	1.0	ug/L	1	03/22/20	MH	SW8260C
Styrene	ND	1.0	ug/L	1	03/22/20	MH	SW8260C
tert-Butylbenzene	ND	1.0	ug/L	1	03/22/20	MH	SW8260C
Tetrachloroethene	ND	1.0	ug/L	1	03/22/20	MH	SW8260C
Tetrahydrofuran (THF)	ND	2.5	ug/L	1	03/22/20	MH	SW8260C

Ver 1

Project ID: ROCKVILLE MGP
Client ID: MW-35S
Phoenix I.D.: CF53156

Parameter	Result	RL/ PQL	Units	Dilution	Date/Time	By	Reference
Toluene	7.8	1.0	ug/L	1	03/22/20	MH	SW8260C
Total Xylenes	31.8	1.0	ug/L	1	03/22/20	MH	SW8260C
trans-1,2-Dichloroethene	ND	1.0	ug/L	1	03/22/20	MH	SW8260C
trans-1,3-Dichloropropene	ND	0.40	ug/L	1	03/22/20	MH	SW8260C
trans-1,4-dichloro-2-butene	ND	5.0	ug/L	1	03/22/20	MH	SW8260C
Trichloroethene	ND	1.0	ug/L	1	03/22/20	MH	SW8260C
Trichlorofluoromethane	ND	1.0	ug/L	1	03/22/20	MH	SW8260C
Trichlorotrifluoroethane	ND	1.0	ug/L	1	03/22/20	MH	SW8260C
Vinyl chloride	ND	1.0	ug/L	1	03/22/20	MH	SW8260C
QA/QC Surrogates							
% 1,2-dichlorobenzene-d4	104		%	1	03/22/20	MH	70 - 130 %
% Bromofluorobenzene	98		%	1	03/22/20	MH	70 - 130 %
% Dibromofluoromethane	118		%	1	03/22/20	MH	70 - 130 %
% Toluene-d8	104		%	1	03/22/20	MH	70 - 130 %
% 1,2-dichlorobenzene-d4 (10x)	100		%	10	03/24/20	MH	70 - 130 %
% Bromofluorobenzene (10x)	101		%	10	03/24/20	MH	70 - 130 %
% Dibromofluoromethane (10x)	95		%	10	03/24/20	MH	70 - 130 %
% Toluene-d8 (10x)	101		%	10	03/24/20	MH	70 - 130 %
Semivolatiles by SIM, PAH							
2-Methylnaphthalene	2.5	0.47	ug/L	1	03/20/20	WB	SW8270D (SIM)
Acenaphthene	89	0.05	ug/L	1	03/23/20	WB	SW8270D (SIM)
Acenaphthylene	3.8	0.28	ug/L	1	03/20/20	WB	SW8270D (SIM)
Anthracene	16	0.05	ug/L	1	03/23/20	WB	SW8270D (SIM)
Benz(a)anthracene	0.88	0.05	ug/L	1	03/20/20	WB	SW8270D (SIM)
Benzo(a)pyrene	0.34	0.19	ug/L	1	03/20/20	WB	SW8270D (SIM)
Benzo(b)fluoranthene	0.20	0.07	ug/L	1	03/20/20	WB	SW8270D (SIM)
Benzo(ghi)perylene	ND	0.45	ug/L	1	03/20/20	WB	SW8270D (SIM)
Benzo(k)fluoranthene	0.30	0.28	ug/L	1	03/20/20	WB	SW8270D (SIM)
Chrysene	0.61	0.47	ug/L	1	03/20/20	WB	SW8270D (SIM)
Dibenz(a,h)anthracene	ND	0.09	ug/L	1	03/20/20	WB	SW8270D (SIM)
Fluoranthene	12	0.05	ug/L	1	03/23/20	WB	SW8270D (SIM)
Fluorene	59	0.05	ug/L	1	03/23/20	WB	SW8270D (SIM)
Indeno(1,2,3-cd)pyrene	0.15	0.09	ug/L	1	03/20/20	WB	SW8270D (SIM)
Naphthalene	94	0.09	ug/L	1	03/23/20	WB	SW8270D (SIM)
Phenanthrene	68	0.05	ug/L	1	03/23/20	WB	SW8270D (SIM)
Pyrene	7.8	0.47	ug/L	1	03/20/20	WB	SW8270D (SIM)
QA/QC Surrogates							
% 2-Fluorobiphenyl	72		%	1	03/23/20	WB	30 - 130 %
% Nitrobenzene-d5	68		%	1	03/23/20	WB	30 - 130 %
% Terphenyl-d14	70		%	1	03/23/20	WB	30 - 130 %
MA EPH Aliphatic/Aromatic Ranges							
C11-C22 Aromatic Hydrocarbons 1,2*	110	100	ug/L	1	03/23/20	AW	MAEPH 5/2004
C11-C22 Aromatic Hydrocarbons Unadj	370	100	ug/L	1	03/23/20	AW	MAEPH 5/2004
C19-C36 Aliphatic Hydrocarbons 1*	ND	100	ug/L	1	03/24/20	AW	MAEPH 5/2004
C9-C18 Aliphatic Hydrocarbons 1*	ND	100	ug/L	1	03/24/20	AW	MAEPH 5/2004
Total TPH 1,2*	110	100	ug/L	1	03/23/20	AW	MAEPH 5/2004
QA/QC Surrogates							
% 1-chlorooctadecane (aliphatic)	62		%	1	03/24/20	AW	40 - 140 %

Ver 1

Project ID: ROCKVILLE MGP
Client ID: MW-35S

Phoenix I.D.: CF53156

Parameter	Result	RL/ PQL	Units	Dilution	Date/Time	By	Reference	
% 2-Bromonaphthalene (Fractionation)	78		%	1	03/23/20	AW	40 - 140 %	
% 2-Fluorobiphenyl (Fractionation)	86		%	1	03/23/20	AW	40 - 140 %	
% o-terphenyl (aromatic)	56		%	1	03/23/20	AW	40 - 140 %	
MA Volatile Petroleum Hydrocarbons (VPH)								
Unadjusted C5-C8 Aliphatics (*1)	210	100	ug/L	1	03/23/20	RM	MA VPH 5/2004	
Unadjusted C9-C12 Aliphatics (*1)	940	100	ug/L	1	03/23/20	RM	MA VPH 5/2004	
C5-C8 Aliphatic Hydrocarbons *1,2	200	100	ug/L	1	03/23/20	RM	MA VPH 5/2004	
C9-C12 Aliphatic Hydrocarbons *1,3	570	100	ug/L	1	03/23/20	RM	MA VPH 5/2004	
C9-C10 Aromatic Hydrocarbons *1	310	100	ug/L	1	03/23/20	RM	MA VPH 5/2004	
Benzene	95	5.0	ug/L	5	03/24/20	RM	MA VPH 5/2004	
Ethyl Benzene	39	1.0	ug/L	1	03/23/20	RM	MA VPH 5/2004	
MTBE	ND	1.0	ug/L	1	03/23/20	RM	MA VPH 5/2004	
Naphthalene	90	5.0	ug/L	1	03/23/20	RM	MA VPH 5/2004	
Toluene	7.7	1.0	ug/L	1	03/23/20	RM	MA VPH 5/2004	
m,p-Xylenes	7.2	2.0	ug/L	1	03/23/20	RM	MA VPH 5/2004	
o-Xylene	20	1.0	ug/L	1	03/23/20	RM	MA VPH 5/2004	
QA/QC Surrogates								
% 2,5-Dibromotoluene (FID)	154		%	1	03/23/20	RM	70 - 130 %	3
% 2,5-Dibromotoluene (PID)	125		%	1	03/23/20	RM	70 - 130 %	

3 = This parameter exceeds laboratory specified limits.

RL/PQL=Reporting/Practical Quantitation Level ND=Not Detected BRL=Below Reporting Level
QA/QC Surrogates: Surrogates are compounds (preceeded with a %) added by the lab to determine analysis efficiency. Surrogate results(%) listed in the report are not "detected" compounds.

Comments:

VPH:
*1 Range data exclude conc.s of any surrogate(s) and/or Int. std.s eluting in that range.
*2 C5-C8 and C9-C12 Aliphatic exclude the conc. of Target Analytes in that range.
*3 C9-C12 Aliphatic also exclude C9-C10 Aromatic Hydrocarbon

MAEPH:
1* Hydrocarbon range data exclude concentrations of any surrogate(s) and/or internal standards eluting in that range.
2* C11-C12 Aromatic Hydrocarbons exclude the concentration of Target PAH analytes eluting in that range.

TPH Comment:
**Petroleum hydrocarbon chromatogram contains a multicomponent hydrocarbon distribution in the range of C9 to C24. The sample was quantitated against a C9-C36 alkane hydrocarbon standard.

If you are the client above and have any questions concerning this testing, please do not hesitate to contact Phoenix Client Services at ext.200.
The contents of this report cannot be discussed with anyone other than the client listed above without their written consent.



Phyllis Shiller, Laboratory Director

March 30, 2020

Reviewed and Released by: Phyllis Shiller, Laboratory Director

Environmental Laboratories, Inc.
587 East Middle Turnpike, P.O.Box 370, Manchester, CT 06045
Tel. (860) 645-1102 Fax (860) 645-0823

Analysis Report

March 30, 2020

FOR: Attn: Ms. Lynn Willey
Tighe & Bond
213 Court St, Suite 1100
Middletown, CT 06457

Sample Information		Custody Information		Date	Time
Matrix:	GROUND WATER	Collected by:		03/18/20	14:21
Location Code:	TIGHE	Received by:	LB	03/19/20	8:46
Rush Request:	Standard	Analyzed by:	see "By" below		
P.O.#:	E-0755-44				

Laboratory Data

SDG ID: GCF53154
Phoenix ID: CF53157

Project ID: ROCKVILLE MGP
Client ID: MW-45R

Parameter	Result	RL/ PQL	Units	Dilution	Date/Time	By	Reference
Lead	< 0.002	0.002	mg/L	1	03/21/20	CPP	SW6010D
Extraction of CT ETPH	Completed				03/20/20	P/AK	SW3510C/SW3520C
Semi-Volatile Extraction	Completed				03/20/20	P/AK	SW3520C
Total Metals Digestion	Completed				03/20/20	AG	
TPH by GC (Extractable Products)							
Ext. Petroleum H.C. (C9-C36)	ND	0.066	mg/L	1	03/22/20	JRB	CTETPH 8015D
Identification	ND		mg/L	1	03/22/20	JRB	CTETPH 8015D
QA/QC Surrogates							
% n-Pentacosane	83		%	1	03/22/20	JRB	50 - 150 %
Semivolatiles by SIM, PAH							
2-Methylnaphthalene	ND	0.47	ug/L	1	03/22/20	WB	SW8270D (SIM)
Acenaphthene	ND	0.47	ug/L	1	03/22/20	WB	SW8270D (SIM)
Acenaphthylene	ND	0.28	ug/L	1	03/22/20	WB	SW8270D (SIM)
Anthracene	ND	0.47	ug/L	1	03/22/20	WB	SW8270D (SIM)
Benz(a)anthracene	ND	0.05	ug/L	1	03/22/20	WB	SW8270D (SIM)
Benzo(a)pyrene	ND	0.19	ug/L	1	03/22/20	WB	SW8270D (SIM)
Benzo(b)fluoranthene	ND	0.07	ug/L	1	03/22/20	WB	SW8270D (SIM)
Benzo(ghi)perylene	ND	0.45	ug/L	1	03/22/20	WB	SW8270D (SIM)
Benzo(k)fluoranthene	ND	0.28	ug/L	1	03/22/20	WB	SW8270D (SIM)
Chrysene	ND	0.47	ug/L	1	03/22/20	WB	SW8270D (SIM)
Dibenz(a,h)anthracene	ND	0.09	ug/L	1	03/22/20	WB	SW8270D (SIM)
Fluoranthene	ND	0.47	ug/L	1	03/22/20	WB	SW8270D (SIM)
Fluorene	ND	0.47	ug/L	1	03/22/20	WB	SW8270D (SIM)
Indeno(1,2,3-cd)pyrene	ND	0.09	ug/L	1	03/22/20	WB	SW8270D (SIM)
Naphthalene	ND	0.47	ug/L	1	03/22/20	WB	SW8270D (SIM)
Phenanthrene	ND	0.06	ug/L	1	03/22/20	WB	SW8270D (SIM)

Ver 1

Project ID: ROCKVILLE MGP
Client ID: MW-45R

Phoenix I.D.: CF53157

Parameter	Result	RL/ PQL	Units	Dilution	Date/Time	By	Reference
Pyrene	ND	0.47	ug/L	1	03/22/20	WB	SW8270D (SIM)
QA/QC Surrogates							
% 2-Fluorobiphenyl	58		%	1	03/22/20	WB	30 - 130 %
% Nitrobenzene-d5	50		%	1	03/22/20	WB	30 - 130 %
% Terphenyl-d14	41		%	1	03/22/20	WB	30 - 130 %

RL/PQL=Reporting/Practical Quantitation Level ND=Not Detected BRL=Below Reporting Level
QA/QC Surrogates: Surrogates are compounds (preceeded with a %) added by the lab to determine analysis efficiency. Surrogate results(%) listed in the report are not "detected" compounds.

Comments:

If you are the client above and have any questions concerning this testing, please do not hesitate to contact Phoenix Client Services at ext.200.
The contents of this report cannot be discussed with anyone other than the client listed above without their written consent.

Phyllis Shiller, Laboratory Director
March 30, 2020
Reviewed and Released by: Phyllis Shiller, Laboratory Director

Environmental Laboratories, Inc.
587 East Middle Turnpike, P.O.Box 370, Manchester, CT 06045
Tel. (860) 645-1102 Fax (860) 645-0823

Analysis Report

March 30, 2020

FOR: Attn: Ms. Lynn Willey
Tighe & Bond
213 Court St, Suite 1100
Middletown, CT 06457

Sample Information		Custody Information		Date	Time
Matrix:	WATER	Collected by:		03/18/20	
Location Code:	TIGHE	Received by:	LB	03/19/20	8:46
Rush Request:	Standard	Analyzed by:	see "By" below		
P.O.#:	E-0755-44				

Laboratory Data

SDG ID: GCF53154
Phoenix ID: CF53158

Project ID: ROCKVILLE MGP
Client ID: TRIP BLANK

Parameter	Result	RL/ PQL	Units	Dilution	Date/Time	By	Reference
Volatiles							
1,1,1,2-Tetrachloroethane	ND	1.0	ug/L	1	03/22/20	MH	SW8260C
1,1,1-Trichloroethane	ND	1.0	ug/L	1	03/22/20	MH	SW8260C
1,1,2,2-Tetrachloroethane	ND	0.50	ug/L	1	03/22/20	MH	SW8260C
1,1,2-Trichloroethane	ND	1.0	ug/L	1	03/22/20	MH	SW8260C
1,1-Dichloroethane	ND	1.0	ug/L	1	03/22/20	MH	SW8260C
1,1-Dichloroethene	ND	1.0	ug/L	1	03/22/20	MH	SW8260C
1,1-Dichloropropene	ND	1.0	ug/L	1	03/22/20	MH	SW8260C
1,2,3-Trichlorobenzene	ND	1.0	ug/L	1	03/22/20	MH	SW8260C
1,2,3-Trichloropropane	ND	1.0	ug/L	1	03/22/20	MH	SW8260C
1,2,4-Trichlorobenzene	ND	1.0	ug/L	1	03/22/20	MH	SW8260C
1,2,4-Trimethylbenzene	ND	1.0	ug/L	1	03/22/20	MH	SW8260C
1,2-Dibromo-3-chloropropane	ND	0.50	ug/L	1	03/22/20	MH	SW8260C
1,2-Dibromoethane	ND	0.50	ug/L	1	03/22/20	MH	SW8260C
1,2-Dichlorobenzene	ND	1.0	ug/L	1	03/22/20	MH	SW8260C
1,2-Dichloroethane	ND	0.60	ug/L	1	03/22/20	MH	SW8260C
1,2-Dichloropropane	ND	1.0	ug/L	1	03/22/20	MH	SW8260C
1,3,5-Trimethylbenzene	ND	1.0	ug/L	1	03/22/20	MH	SW8260C
1,3-Dichlorobenzene	ND	1.0	ug/L	1	03/22/20	MH	SW8260C
1,3-Dichloropropane	ND	1.0	ug/L	1	03/22/20	MH	SW8260C
1,4-Dichlorobenzene	ND	1.0	ug/L	1	03/22/20	MH	SW8260C
2,2-Dichloropropane	ND	1.0	ug/L	1	03/22/20	MH	SW8260C
2-Chlorotoluene	ND	1.0	ug/L	1	03/22/20	MH	SW8260C
2-Hexanone	ND	5.0	ug/L	1	03/22/20	MH	SW8260C
2-Isopropyltoluene	ND	1.0	ug/L	1	03/22/20	MH	SW8260C
4-Chlorotoluene	ND	1.0	ug/L	1	03/22/20	MH	SW8260C
4-Methyl-2-pentanone	ND	5.0	ug/L	1	03/22/20	MH	SW8260C

Ver 1

Project ID: ROCKVILLE MGP
Client ID: TRIP BLANK

Phoenix I.D.: CF53158

Parameter	Result	RL/ PQL	Units	Dilution	Date/Time	By	Reference
Acetone	ND	25	ug/L	1	03/22/20	MH	SW8260C
Acrylonitrile	ND	0.50	ug/L	1	03/22/20	MH	SW8260C
Benzene	ND	0.70	ug/L	1	03/22/20	MH	SW8260C
Bromobenzene	ND	1.0	ug/L	1	03/22/20	MH	SW8260C
Bromochloromethane	ND	1.0	ug/L	1	03/22/20	MH	SW8260C
Bromodichloromethane	ND	0.50	ug/L	1	03/22/20	MH	SW8260C
Bromoform	ND	1.0	ug/L	1	03/22/20	MH	SW8260C
Bromomethane	ND	1.0	ug/L	1	03/22/20	MH	SW8260C
Carbon Disulfide	ND	5.0	ug/L	1	03/22/20	MH	SW8260C
Carbon tetrachloride	ND	1.0	ug/L	1	03/22/20	MH	SW8260C
Chlorobenzene	ND	1.0	ug/L	1	03/22/20	MH	SW8260C
Chloroethane	ND	1.0	ug/L	1	03/22/20	MH	SW8260C
Chloroform	ND	1.0	ug/L	1	03/22/20	MH	SW8260C
Chloromethane	ND	1.0	ug/L	1	03/22/20	MH	SW8260C
cis-1,2-Dichloroethene	ND	1.0	ug/L	1	03/22/20	MH	SW8260C
cis-1,3-Dichloropropene	ND	0.40	ug/L	1	03/22/20	MH	SW8260C
Dibromochloromethane	ND	0.50	ug/L	1	03/22/20	MH	SW8260C
Dibromomethane	ND	1.0	ug/L	1	03/22/20	MH	SW8260C
Dichlorodifluoromethane	ND	1.0	ug/L	1	03/22/20	MH	SW8260C
Ethylbenzene	ND	1.0	ug/L	1	03/22/20	MH	SW8260C
Hexachlorobutadiene	ND	0.40	ug/L	1	03/22/20	MH	SW8260C
Isopropylbenzene	ND	1.0	ug/L	1	03/22/20	MH	SW8260C
m&p-Xylene	ND	1.0	ug/L	1	03/22/20	MH	SW8260C
Methyl ethyl ketone	ND	5.0	ug/L	1	03/22/20	MH	SW8260C
Methyl t-butyl ether (MTBE)	ND	1.0	ug/L	1	03/22/20	MH	SW8260C
Methylene chloride	ND	1.0	ug/L	1	03/22/20	MH	SW8260C
Naphthalene	ND	1.0	ug/L	1	03/22/20	MH	SW8260C
n-Butylbenzene	ND	1.0	ug/L	1	03/22/20	MH	SW8260C
n-Propylbenzene	ND	1.0	ug/L	1	03/22/20	MH	SW8260C
o-Xylene	ND	1.0	ug/L	1	03/22/20	MH	SW8260C
p-Isopropyltoluene	ND	1.0	ug/L	1	03/22/20	MH	SW8260C
sec-Butylbenzene	ND	1.0	ug/L	1	03/22/20	MH	SW8260C
Styrene	ND	1.0	ug/L	1	03/22/20	MH	SW8260C
tert-Butylbenzene	ND	1.0	ug/L	1	03/22/20	MH	SW8260C
Tetrachloroethene	ND	1.0	ug/L	1	03/22/20	MH	SW8260C
Tetrahydrofuran (THF)	ND	2.5	ug/L	1	03/22/20	MH	SW8260C
Toluene	ND	1.0	ug/L	1	03/22/20	MH	SW8260C
Total Xylenes	ND	1.0	ug/L	1	03/22/20	MH	SW8260C
trans-1,2-Dichloroethene	ND	1.0	ug/L	1	03/22/20	MH	SW8260C
trans-1,3-Dichloropropene	ND	0.40	ug/L	1	03/22/20	MH	SW8260C
trans-1,4-dichloro-2-butene	ND	5.0	ug/L	1	03/22/20	MH	SW8260C
Trichloroethene	ND	1.0	ug/L	1	03/22/20	MH	SW8260C
Trichlorofluoromethane	ND	1.0	ug/L	1	03/22/20	MH	SW8260C
Trichlorotrifluoroethane	ND	1.0	ug/L	1	03/22/20	MH	SW8260C
Vinyl chloride	ND	1.0	ug/L	1	03/22/20	MH	SW8260C
QA/QC Surrogates							
% 1,2-dichlorobenzene-d4	102		%	1	03/22/20	MH	70 - 130 %
% Bromofluorobenzene	92		%	1	03/22/20	MH	70 - 130 %
% Dibromofluoromethane	95		%	1	03/22/20	MH	70 - 130 %

Ver 1

Project ID: ROCKVILLE MGP
Client ID: TRIP BLANK

Phoenix I.D.: CF53158

Parameter	Result	RL/ PQL	Units	Dilution	Date/Time	By	Reference
% Toluene-d8	102		%	1	03/22/20	MH	70 - 130 %

RL/PQL=Reporting/Practical Quantitation Level ND=Not Detected BRL=Below Reporting Level
QA/QC Surrogates: Surrogates are compounds (preceeded with a %) added by the lab to determine analysis efficiency. Surrogate results(%) listed in the report are not "detected" compounds.

Comments:

TRIP BLANK INCLUDED.

If you are the client above and have any questions concerning this testing, please do not hesitate to contact Phoenix Client Services at ext.200.
The contents of this report cannot be discussed with anyone other than the client listed above without their written consent.



Phyllis Shiller, Laboratory Director
March 30, 2020
Reviewed and Released by: Phyllis Shiller, Laboratory Director

Environmental Laboratories, Inc.
587 East Middle Turnpike, P.O.Box 370, Manchester, CT 06045
Tel. (860) 645-1102 Fax (860) 645-0823

Analysis Report

March 30, 2020

FOR: Attn: Ms. Lynn Willey
Tighe & Bond
213 Court St, Suite 1100
Middletown, CT 06457

Sample Information		Custody Information		Date	Time
Matrix:	GROUND WATER	Collected by:		03/18/20	7:50
Location Code:	TIGHE	Received by:	LB	03/19/20	8:46
Rush Request:	Standard	Analyzed by:	see "By" below		
P.O.#:	E-0755-44				

Laboratory Data

SDG ID: GCF53154
Phoenix ID: CF53159

Project ID: ROCKVILLE MGP
Client ID: MW-36S

Parameter	Result	RL/ PQL	Units	Dilution	Date/Time	By	Reference
Lead	< 0.002	0.002	mg/L	1	03/21/20	CPP	SW6010D
Extraction of CT ETPH	Completed				03/20/20	P/AK	SW3510C/SW3520C
Semi-Volatile Extraction	Completed				03/20/20	P/AK	SW3520C
Total Metals Digestion	Completed				03/20/20	AG	
TPH by GC (Extractable Products)							
Ext. Petroleum H.C. (C9-C36)	ND	0.066	mg/L	1	03/22/20	JRB	CTETPH 8015D
Identification	ND		mg/L	1	03/22/20	JRB	CTETPH 8015D
QA/QC Surrogates							
% n-Pentacosane	74		%	1	03/22/20	JRB	50 - 150 %
Semivolatiles by SIM, PAH							
2-Methylnaphthalene	ND	0.47	ug/L	1	03/22/20	WB	SW8270D (SIM)
Acenaphthene	ND	0.47	ug/L	1	03/22/20	WB	SW8270D (SIM)
Acenaphthylene	ND	0.28	ug/L	1	03/22/20	WB	SW8270D (SIM)
Anthracene	ND	0.47	ug/L	1	03/22/20	WB	SW8270D (SIM)
Benz(a)anthracene	ND	0.05	ug/L	1	03/22/20	WB	SW8270D (SIM)
Benzo(a)pyrene	ND	0.19	ug/L	1	03/22/20	WB	SW8270D (SIM)
Benzo(b)fluoranthene	ND	0.07	ug/L	1	03/22/20	WB	SW8270D (SIM)
Benzo(ghi)perylene	ND	0.45	ug/L	1	03/22/20	WB	SW8270D (SIM)
Benzo(k)fluoranthene	ND	0.28	ug/L	1	03/22/20	WB	SW8270D (SIM)
Chrysene	ND	0.47	ug/L	1	03/22/20	WB	SW8270D (SIM)
Dibenz(a,h)anthracene	ND	0.09	ug/L	1	03/22/20	WB	SW8270D (SIM)
Fluoranthene	ND	0.47	ug/L	1	03/22/20	WB	SW8270D (SIM)
Fluorene	ND	0.47	ug/L	1	03/22/20	WB	SW8270D (SIM)
Indeno(1,2,3-cd)pyrene	ND	0.09	ug/L	1	03/22/20	WB	SW8270D (SIM)
Naphthalene	ND	0.47	ug/L	1	03/22/20	WB	SW8270D (SIM)
Phenanthrene	ND	0.06	ug/L	1	03/22/20	WB	SW8270D (SIM)

Ver 1

Project ID: ROCKVILLE MGP
Client ID: MW-36S

Phoenix I.D.: CF53159

Parameter	Result	RL/ PQL	Units	Dilution	Date/Time	By	Reference	
Pyrene	ND	0.47	ug/L	1	03/22/20	WB	SW8270D (SIM)	
QA/QC Surrogates								
% 2-Fluorobiphenyl	68		%	1	03/22/20	WB	30 - 130 %	
% Nitrobenzene-d5	67		%	1	03/22/20	WB	30 - 130 %	
% Terphenyl-d14	28		%	1	03/22/20	WB	30 - 130 %	3

3 = This parameter exceeds laboratory specified limits.

RL/PQL=Reporting/Practical Quantitation Level ND=Not Detected BRL=Below Reporting Level
QA/QC Surrogates: Surrogates are compounds (preceeded with a %) added by the lab to determine analysis efficiency. Surrogate results(%) listed in the report are not "detected" compounds.

Comments:

Semi-Volatile Comment:
Poor surrogate recovery was observed for one acid and/or one base surrogate. The other surrogates associated with this sample were within QA/QC criteria. No significant bias suspected.

If you are the client above and have any questions concerning this testing, please do not hesitate to contact Phoenix Client Services at ext.200.
The contents of this report cannot be discussed with anyone other than the client listed above without their written consent.

Phyllis Shiller, Laboratory Director
March 30, 2020
Reviewed and Released by: Phyllis Shiller, Laboratory Director

Environmental Laboratories, Inc.
587 East Middle Turnpike, P.O.Box 370, Manchester, CT 06045
Tel. (860) 645-1102 Fax (860) 645-0823

QA/QC Report

March 30, 2020

QA/QC Data

SDG I.D.: GCF53154

Parameter	Blank	Blk RL	Sample Result	Dup Result	Dup RPD	LCS %	LCSD %	LCS RPD	MS %	MSD %	MS RPD	% Rec Limits	% RPD Limits
QA/QC Batch 523188 (mg/L), QC Sample No: CF53047 (CF53154, CF53155)													
ICP Metals - Aqueous													
Lead	BRL	0.002	0.003	0.003	NC	99.0	98.4	0.6	98.9			80 - 120	20
Comment:													
Additional Criteria: LCS acceptance range is 80-120% MS acceptance range 75-125%.													
QA/QC Batch 523396 (mg/L), QC Sample No: CF53157 (CF53156, CF53157, CF53159)													
ICP Metals - Aqueous													
Lead	BRL	0.002	<0.002	<0.002	NC	97.7	95.4	2.4	96.4			80 - 120	20
Comment:													
Additional Criteria: LCS acceptance range is 80-120% MS acceptance range 75-125%.													

Environmental Laboratories, Inc.
587 East Middle Turnpike, P.O.Box 370, Manchester, CT 06045
Tel. (860) 645-1102 Fax (860) 645-0823

QA/QC Report

March 30, 2020

QA/QC Data

SDG I.D.: GCF53154

Parameter	Blank	Blk RL	LCS %	LCSD %	LCS RPD	MS %	MSD %	MS RPD	% Rec Limits	% RPD Limits	
QA/QC Batch 523276 (ug/L), QC Sample No: CF53150 (CF53156)											
MAEPH - Ground Water											
C9-C18 Aliphatic Hydrocarbons 1*	ND	100	50	54	7.7				40 - 140	20	
C19-C36 Aliphatic Hydrocarbons 1*	ND	100	72	81	11.8				40 - 140	20	
C11-C22 Aromatic Hydrocarbons 1	ND	100	60	60	0.0				40 - 140	20	
C11-C22 Aromatic Hydrocarbons U	ND	100							40 - 140	20	
Total TPH 1,2*	ND	100	62	69	10.7				40 - 140	20	
C9 - Nonane	ND	10	29	31	6.7				40 - 140	20	I
C-10 Decane	ND	10	39	41	5.0				40 - 140	20	I
C12 - Dodecane	ND	10	42	45	6.9				40 - 140	20	
C14 - Tetradecane	ND	10	48	51	6.1				40 - 140	20	
C16 - Hexadecane	ND	10	64	71	10.4				40 - 140	20	
C18 - Octadecane	ND	10	76	86	12.3				40 - 140	20	
C19 - Nonadecane	ND	10	75	85	12.5				40 - 140	20	
C20 - Eicosane	ND	10	77	85	9.9				40 - 140	20	
C22 - Docosane	ND	10	77	85	9.9				40 - 140	20	
C24 - Tetracosane	ND	10	77	86	11.0				40 - 140	20	
C26 - Hexacosane	ND	10	77	86	11.0				40 - 140	20	
C28 - Octacosane	ND	10	76	85	11.2				40 - 140	20	
C30 - Tricotane	ND	10	71	86	19.1				40 - 140	20	
C36 - Hexatriacontane	ND	10	44	51	14.7				40 - 140	20	
% 1-chlorooctadecane (aliphatic)	68	%	70	79	12.1				40 - 140	20	
% o-terphenyl (aromatic)	64	%	69	70	1.4				40 - 140	20	
% 2-Fluorobiphenyl (Fractionation)	81	%	97	91	6.4				40 - 140	20	
% 2-Bromonaphthalene (Fractionati	118	%	100	92	8.3				40 - 140	20	
% 2-Methylnaphthalene BT		%	0	0	NC				0 - 5		
% Naphthalene BT		%	0	0	NC				0 - 5		
Comment:											
Additional EPH fractionation criteria: Breakthrough criteria (BT) is 0 to 5%											
QA/QC Batch 523430 (mg/L), QC Sample No: CF53154 (CF53154, CF53155, CF53156, CF53157, CF53159)											
TPH by GC (Extractable Products) - Ground Water											
Ext. Petroleum H.C. (C9-C36)	ND	0.10	101	88	13.8				60 - 120	30	
% n-Pentacosane	83	%	83	67	21.3				50 - 150	20	r
Comment:											
Additional surrogate criteria: LCS acceptance range is 60-120% MS acceptance range 50-150%. The ETPH/DRO LCS has been normalized based on the alkane calibration.											
QA/QC Batch 523402 (ug/L), QC Sample No: CF53157 (CF53157, CF53159)											
Semivolatiles by SIM, PAH - Ground Water											
2-Methylnaphthalene	ND	0.50	51	64	22.6				30 - 130	20	r
Acenaphthene	ND	0.50	67	68	1.5				30 - 130	20	
Acenaphthylene	ND	0.10	65	65	0.0				30 - 130	20	
Anthracene	ND	0.10	71	63	11.9				30 - 130	20	

QA/QC Data

SDG I.D.: GCF53154

Parameter	Blank	Blk RL	LCS %	LCSD %	LCS RPD	MS %	MSD %	MS RPD	% Rec Limits	% RPD Limits	
Benz(a)anthracene	ND	0.02	74	71	4.1				30 - 130	20	
Benzo(a)pyrene	ND	0.02	63	31	68.1				30 - 130	20	r
Benzo(b)fluoranthene	ND	0.02	63	74	16.1				30 - 130	20	
Benzo(ghi)perylene	ND	0.02	65	51	24.1				30 - 130	20	r
Benzo(k)fluoranthene	ND	0.02	63	69	9.1				30 - 130	20	
Chrysene	ND	0.02	65	68	4.5				30 - 130	20	
Dibenz(a,h)anthracene	ND	0.02	60	73	19.5				30 - 130	20	
Fluoranthene	ND	0.50	68	63	7.6				30 - 130	20	
Fluorene	ND	0.10	68	71	4.3				30 - 130	20	
Indeno(1,2,3-cd)pyrene	ND	0.02	60	52	14.3				30 - 130	20	
Naphthalene	ND	0.50	47	61	25.9				30 - 130	20	r
Phenanthrene	ND	0.06	65	63	3.1				30 - 130	20	
Pyrene	ND	0.07	74	43	53.0				30 - 130	20	r
% 2-Fluorobiphenyl	62	%	56	65	14.9				30 - 130	20	
% Nitrobenzene-d5	61	%	55	62	12.0				30 - 130	20	
% Terphenyl-d14	66	%	63	66	4.7				30 - 130	20	

Comment:

Additional 8270 criteria:20% of compounds can be outside of acceptance criteria as long as recovery is at least 10%. (Acid surrogates acceptance range for aqueous samples: 15-110%, for soils 30-130%)

QA/QC Batch 523248 (ug/L), QC Sample No: CF53606 (CF53154, CF53155, CF53156)

Semivolatiles by SIM, PAH - Ground Water

2-Methylnaphthalene	ND	0.50	53	55	3.7				30 - 130	20	
Acenaphthene	ND	0.50	63	66	4.7				30 - 130	20	
Acenaphthylene	ND	0.30	62	64	3.2				30 - 130	20	
Anthracene	ND	0.50	71	71	0.0				30 - 130	20	
Benz(a)anthracene	ND	0.05	79	79	0.0				30 - 130	20	
Benzo(a)pyrene	ND	0.20	85	86	1.2				30 - 130	20	
Benzo(b)fluoranthene	ND	0.07	83	84	1.2				30 - 130	20	
Benzo(ghi)perylene	ND	0.48	78	82	5.0				30 - 130	20	
Benzo(k)fluoranthene	ND	0.30	82	83	1.2				30 - 130	20	
Chrysene	ND	0.50	77	78	1.3				30 - 130	20	
Dibenz(a,h)anthracene	ND	0.10	87	91	4.5				30 - 130	20	
Fluoranthene	ND	0.50	70	70	0.0				30 - 130	20	
Fluorene	ND	0.50	69	70	1.4				30 - 130	20	
Indeno(1,2,3-cd)pyrene	ND	0.10	84	88	4.7				30 - 130	20	
Naphthalene	ND	0.50	56	58	3.5				30 - 130	20	
Phenanthrene	ND	0.06	73	74	1.4				30 - 130	20	
Pyrene	ND	0.50	70	70	0.0				30 - 130	20	
% 2-Fluorobiphenyl	55	%	62	66	6.3				30 - 130	20	
% Nitrobenzene-d5	61	%	70	78	10.8				30 - 130	20	
% Terphenyl-d14	69	%	62	64	3.2				30 - 130	20	

Comment:

A LCS and LCS Duplicate were performed instead of a matrix spike and matrix spike duplicate.

Additional 8270 criteria:20% of compounds can be outside of acceptance criteria as long as recovery is at least 10%. (Acid surrogates acceptance range for aqueous samples: 15-110%, for soils 30-130%)

QA/QC Batch 523595 (ug/L), QC Sample No: CF53018 (CF53156, CF53158)

Volatiles - Ground Water

1,1,1,2-Tetrachloroethane	ND	1.0	97	97	0.0				70 - 130	30	
1,1,1-Trichloroethane	ND	1.0	98	97	1.0				70 - 130	30	
1,1,2,2-Tetrachloroethane	ND	0.50	99	102	3.0				70 - 130	30	
1,1,2-Trichloroethane	ND	1.0	95	97	2.1				70 - 130	30	

QA/QC Data

SDG I.D.: GCF53154

Parameter	Blank	Blk RL	LCS %	LCSD %	LCS RPD	MS %	MSD %	MS RPD	% Rec Limits	% RPD Limits
1,1-Dichloroethane	ND	1.0	96	97	1.0				70 - 130	30
1,1-Dichloroethene	ND	1.0	77	81	5.1				70 - 130	30
1,1-Dichloropropene	ND	1.0	102	102	0.0				70 - 130	30
1,2,3-Trichlorobenzene	ND	1.0	97	99	2.0				70 - 130	30
1,2,3-Trichloropropane	ND	1.0	100	102	2.0				70 - 130	30
1,2,4-Trichlorobenzene	ND	1.0	98	99	1.0				70 - 130	30
1,2,4-Trimethylbenzene	ND	1.0	105	101	3.9				70 - 130	30
1,2-Dibromo-3-chloropropane	ND	1.0	88	96	8.7				70 - 130	30
1,2-Dibromoethane	ND	1.0	94	97	3.1				70 - 130	30
1,2-Dichlorobenzene	ND	1.0	98	97	1.0				70 - 130	30
1,2-Dichloroethane	ND	1.0	95	98	3.1				70 - 130	30
1,2-Dichloropropane	ND	1.0	99	100	1.0				70 - 130	30
1,3,5-Trimethylbenzene	ND	1.0	106	103	2.9				70 - 130	30
1,3-Dichlorobenzene	ND	1.0	101	99	2.0				70 - 130	30
1,3-Dichloropropane	ND	1.0	96	98	2.1				70 - 130	30
1,4-Dichlorobenzene	ND	1.0	98	97	1.0				70 - 130	30
2,2-Dichloropropane	ND	1.0	121	118	2.5				70 - 130	30
2-Chlorotoluene	ND	1.0	101	100	1.0				70 - 130	30
2-Hexanone	ND	5.0	88	90	2.2				70 - 130	30
2-Isopropyltoluene	ND	1.0	105	101	3.9				70 - 130	30
4-Chlorotoluene	ND	1.0	102	98	4.0				70 - 130	30
4-Methyl-2-pentanone	ND	5.0	91	96	5.3				70 - 130	30
Acetone	ND	5.0	82	83	1.2				70 - 130	30
Acrylonitrile	ND	5.0	89	96	7.6				70 - 130	30
Benzene	ND	0.70	105	105	0.0				70 - 130	30
Bromobenzene	ND	1.0	99	98	1.0				70 - 130	30
Bromochloromethane	ND	1.0	97	97	0.0				70 - 130	30
Bromodichloromethane	ND	0.50	97	98	1.0				70 - 130	30
Bromoform	ND	1.0	90	93	3.3				70 - 130	30
Bromomethane	ND	1.0	89	87	2.3				70 - 130	30
Carbon Disulfide	ND	1.0	78	80	2.5				70 - 130	30
Carbon tetrachloride	ND	1.0	96	96	0.0				70 - 130	30
Chlorobenzene	ND	1.0	99	99	0.0				70 - 130	30
Chloroethane	ND	1.0	69	78	12.2				70 - 130	30
Chloroform	ND	1.0	94	95	1.1				70 - 130	30
Chloromethane	ND	1.0	87	101	14.9				70 - 130	30
cis-1,2-Dichloroethene	ND	1.0	99	97	2.0				70 - 130	30
cis-1,3-Dichloropropene	ND	0.40	103	103	0.0				70 - 130	30
Dibromochloromethane	ND	0.50	95	98	3.1				70 - 130	30
Dibromomethane	ND	1.0	95	97	2.1				70 - 130	30
Dichlorodifluoromethane	ND	1.0	98	105	6.9				70 - 130	30
Ethylbenzene	ND	1.0	104	104	0.0				70 - 130	30
Hexachlorobutadiene	ND	0.40	101	100	1.0				70 - 130	30
Isopropylbenzene	ND	1.0	107	103	3.8				70 - 130	30
m&p-Xylene	ND	1.0	105	104	1.0				70 - 130	30
Methyl ethyl ketone	ND	5.0	93	98	5.2				70 - 130	30
Methyl t-butyl ether (MTBE)	ND	1.0	96	98	2.1				70 - 130	30
Methylene chloride	ND	1.0	86	84	2.4				70 - 130	30
Naphthalene	ND	1.0	107	110	2.8				70 - 130	30
n-Butylbenzene	ND	1.0	112	107	4.6				70 - 130	30
n-Propylbenzene	ND	1.0	105	103	1.9				70 - 130	30
o-Xylene	ND	1.0	106	105	0.9				70 - 130	30
p-Isopropyltoluene	ND	1.0	109	105	3.7				70 - 130	30

QA/QC Data

SDG I.D.: GCF53154

Parameter	Blank	Blk RL	LCS %	LCSD %	LCS RPD	MS %	MSD %	MS RPD	% Rec Limits	% RPD Limits
sec-Butylbenzene	ND	1.0	113	109	3.6				70 - 130	30
Styrene	ND	1.0	107	107	0.0				70 - 130	30
tert-Butylbenzene	ND	1.0	105	100	4.9				70 - 130	30
Tetrachloroethene	ND	1.0	104	103	1.0				70 - 130	30
Tetrahydrofuran (THF)	ND	2.5	93	93	0.0				70 - 130	30
Toluene	ND	1.0	105	106	0.9				70 - 130	30
trans-1,2-Dichloroethene	ND	1.0	114	108	5.4				70 - 130	30
trans-1,3-Dichloropropene	ND	0.40	100	104	3.9				70 - 130	30
trans-1,4-dichloro-2-butene	ND	5.0	111	113	1.8				70 - 130	30
Trichloroethene	ND	1.0	101	101	0.0				70 - 130	30
Trichlorofluoromethane	ND	1.0	83	86	3.6				70 - 130	30
Trichlorotrifluoroethane	ND	1.0	80	85	6.1				70 - 130	30
Vinyl chloride	ND	1.0	83	96	14.5				70 - 130	30
% 1,2-dichlorobenzene-d4	102	%	99	100	1.0				70 - 130	30
% Bromofluorobenzene	92	%	99	98	1.0				70 - 130	30
% Dibromofluoromethane	94	%	94	88	6.6				70 - 130	30
% Toluene-d8	102	%	102	102	0.0				70 - 130	30

Comment:

A LCS and LCS Duplicate were performed instead of a matrix spike and matrix spike duplicate.

Additional 8260 criteria: 10% of LCS/LCSD compounds can be outside of acceptance criteria as long as recovery is 40-160%, 25-160% for Chloroethane-HL and Trichlorofluoromethane-HL.

QA/QC Batch 523869 (ug/L), QC Sample No: CF54687 (CF53156 (10X))

Volatiles - Ground Water

Benzene	ND	0.70	106	107	0.9				70 - 130	30
Ethylbenzene	ND	1.0	105	106	0.9				70 - 130	30
Naphthalene	ND	1.0	114	120	5.1				70 - 130	30
% 1,2-dichlorobenzene-d4	100	%	99	100	1.0				70 - 130	30
% Bromofluorobenzene	94	%	101	100	1.0				70 - 130	30
% Dibromofluoromethane	97	%	98	100	2.0				70 - 130	30
% Toluene-d8	101	%	100	99	1.0				70 - 130	30

Comment:

A LCS and LCS Duplicate were performed instead of a matrix spike and matrix spike duplicate.

Additional 8260 criteria: 10% of LCS/LCSD compounds can be outside of acceptance criteria as long as recovery is 40-160%, 25-160% for Chloroethane-HL and Trichlorofluoromethane-HL.

QA/QC Batch 523608 (ug/L), QC Sample No: CF53156 (CF53156)

Volatile Petroleum Hydrocarbons - Ground Water

Unadjusted C5-C8 Aliphatics (*1)	ND	100	118	102	14.5	NC	NC	NC	70 - 130	50
Unadjusted C9-C12 Aliphatics (*1)	ND	100	123	99	21.6	NC	NC	NC	70 - 130	50
C5-C8 Aliphatic Hydrocarbons *1,2	ND	100	118	102	14.5	NC	NC	NC	70 - 130	50
C9-C12 Aliphatic Hydrocarbons *1,	ND	100	123	99	21.6	NC	NC	NC	70 - 130	50
C9-C10 Aromatic Hydrocarbons *1	ND	100	103	88	15.7	NC	NC	NC	70 - 130	50
Ethyl Benzene	ND	1.0	103	86	18.0	86	84	2.4	70 - 130	50
MTBE	ND	1.0	103	86	18.0	87	85	2.3	70 - 130	50
Naphthalene	ND	5.0	95	82	14.7	84	81	3.6	70 - 130	50
Toluene	ND	1.0	104	87	17.8	87	85	2.3	70 - 130	50
m,p-Xylenes	ND	2.0	104	88	16.7	87	85	2.3	70 - 130	50
o-Xylene	ND	1.0	101	85	17.2	85	83	2.4	70 - 130	50
% 2,5-Dibromotoluene (PID)	88	%	87	86	1.2	88	86	2.3	70 - 130	50

Comment:

A blank MS/MSD was analyzed with this batch.

QA/QC Data

SDG I.D.: GCF53154

Parameter	Blank	Blk RL	LCS %	LCSD %	LCS RPD	MS %	MSD %	MS RPD	% Rec Limits	% RPD Limits
QA/QC Batch 524052 (ug/L), QC Sample No: CF54588 (CF53156 (5X))										
Volatile Petroleum Hydrocarbons - Ground Water										
Benzene	ND	1.0	89	90	1.1	89	91	2.2	70 - 130	50

Comment:

A blank MS/MSD was analyzed with this batch.

l = This parameter is outside laboratory LCS/LCSD specified recovery limits.
r = This parameter is outside laboratory RPD specified recovery limits.

If there are any questions regarding this data, please call Phoenix Client Services at extension 200.

RPD - Relative Percent Difference
LCS - Laboratory Control Sample
LCSD - Laboratory Control Sample Duplicate
MS - Matrix Spike
MS Dup - Matrix Spike Duplicate
NC - No Criteria
Intf - Interference

Phyllis Shiller, Laboratory Director
March 30, 2020

Monday, March 30, 2020

Criteria: CT: GWP, RV, SWP

State: CT

Sample Criteria Exceedances Report

GCF53154 - TIGHE

SampNo	Acode	Phoenix Analyte	Criteria	Result	RL	Criteria	RL Criteria	Analysis Units
CF53154	$8100CTSIMR	Acenaphthylene	CT / RSR SWPC (ug/l) / Semivolatiles	1.1	0.28	0.3	0.3	ug/L
CF53154	$ETPH_WMR	Ext. Petroleum H.C. (C9-C36)	CT / RSR GWPC (ug/l) / Pest/PCB/TPH	0.31	0.066	0.25	0.25	mg/L
CF53154	$ETPH_WMR	Ext. Petroleum H.C. (C9-C36)	CT / RSR SWPC (ug/l) / APS Organics	0.31	0.066	0.25	0.25	mg/L
CF53155	$8100CTSIMR	Benz(a)anthracene	CT / RSR GWPC (ug/l) / Semivolatiles	0.24	0.05	0.06	0.06	ug/L
CF53155	$8100CTSIMR	Phenanthrene	CT / RSR SWPC (ug/l) / Semivolatiles	0.09	0.06	0.077	0.077	ug/L
CF53156	$8100CTSIMR	Indeno(1,2,3-cd)pyrene	CT / RSR GWPC (ug/l) / APS Organics	0.15	0.09	0.1	0.1	ug/L
CF53156	$8100CTSIMR	Benz(a)anthracene	CT / RSR GWPC (ug/l) / Semivolatiles	0.88	0.05	0.06	0.06	ug/L
CF53156	$8100CTSIMR	Benzo(a)pyrene	CT / RSR GWPC (ug/l) / Semivolatiles	0.34	0.19	0.2	0.2	ug/L
CF53156	$8100CTSIMR	Benzo(b)fluoranthene	CT / RSR GWPC (ug/l) / Semivolatiles	0.20	0.07	0.08	0.08	ug/L
CF53156	$8100CTSIMR	Phenanthrene	CT / RSR SWPC (ug/l) / APS Organics	68	0.05	14	14	ug/L
CF53156	$8100CTSIMR	Chrysene	CT / RSR SWPC (ug/l) / APS Organics	0.61	0.47	0.54	0.54	ug/L
CF53156	$8100CTSIMR	Acenaphthylene	CT / RSR SWPC (ug/l) / Semivolatiles	3.8	0.28	0.3	0.3	ug/L
CF53156	$8100CTSIMR	Benz(a)anthracene	CT / RSR SWPC (ug/l) / Semivolatiles	0.88	0.05	0.3	0.3	ug/L
CF53156	$8100CTSIMR	Benzo(a)pyrene	CT / RSR SWPC (ug/l) / Semivolatiles	0.34	0.19	0.3	0.3	ug/L
CF53156	$8100CTSIMR	Phenanthrene	CT / RSR SWPC (ug/l) / Semivolatiles	68	0.05	0.077	0.077	ug/L
CF53156	$8260GWR	1,2-Dibromo-3-chloropropane	CT / RSR GWPC (ug/l) / APS Organics	ND	0.50	0.2	0.2	ug/L
CF53156	$8260GWR	1,2-Dibromoethane	CT / RSR GWPC (ug/l) / Volatiles	ND	0.50	0.05	0.05	ug/L
CF53156	$8260GWR	Benzene	CT / RSR GWPC (ug/l) / Volatiles	110	7.0	1	1	ug/L
CF53156	$EPHRANGE-	C11-C22 Aromatic Hydrocarbons 1,2*	CT / RSR SWPC (ug/l) / Volatiles	110	100	100	100	ug/L
CF53156	$ETPH_WMR	Ext. Petroleum H.C. (C9-C36)	CT / RSR GWPC (ug/l) / Pest/PCB/TPH	1.5	0.066	0.25	0.25	mg/L
CF53156	$ETPH_WMR	Ext. Petroleum H.C. (C9-C36)	CT / RSR GWPC (ug/l) / Pest/PCB/TPH	1.5	0.066	0.5	0.5	mg/L
CF53156	$ETPH_WMR	Ext. Petroleum H.C. (C9-C36)	CT / RSR SWPC (ug/l) / APS Organics	1.5	0.066	0.25	0.25	mg/L
CF53156	$VPHRANGE-	C5-C8 Aliphatic Hydrocarbons *1,2	CT / RSR GWVC RES (ug/l) / Volatiles	200	100	100	100	ug/L
CF53156	$VPHRANGE-	C9-C12 Aliphatic Hydrocarbons *1,3	CT / RSR GWVC RES (ug/l) / Volatiles	570	100	100	100	ug/L
CF53156	$VPHRANGE-	C9-C10 Aromatic Hydrocarbons *1	CT / RSR GWPC (ug/l) / Pest/PCB/TPH	310	100	100	100	ug/L
CF53156	$VPHRANGE-	Benzene	CT / RSR GWPC (ug/l) / Volatiles	95	5.0	1	1	ug/L
CF53156	$VPHRANGE-	C9-C10 Aromatic Hydrocarbons *1	CT / RSR SWPC (ug/l) / Volatiles	310	100	200	200	ug/L
CF53158	$8260GWR	1,2-Dibromo-3-chloropropane	CT / RSR GWPC (ug/l) / APS Organics	ND	0.50	0.2	0.2	ug/L
CF53158	$8260GWR	1,2-Dibromoethane	CT / RSR GWPC (ug/l) / Volatiles	ND	0.50	0.05	0.05	ug/L

Phoenix Laboratories does not assume responsibility for the data contained in this exceedance report. It is provided as an additional tool to identify requested criteria exceedences. All efforts are made to ensure the accuracy of the data (obtained from appropriate agencies). A lack of exceedence information does not necessarily suggest conformance to the criteria. It is ultimately the site professional's responsibility to determine appropriate compliance.

REASONABLE CONFIDENCE PROTOCOL
LABORATORY ANALYSIS QA/QC CERTIFICATION FORM

Laboratory Name: Phoenix Environmental Labs, Inc. ***Client:*** Tighe & Bond

Project Location: ROCKVILLE MGP ***Project Number:***

Laboratory Sample ID(s): CF53154-CF53159 ***Sampling Date(s):*** 3/18/2020

List RCP Methods Used (e.g., 8260, 8270, et cetera) 6010, EPH, 8260, 8270, ETPH, VPH

1	**For each analytical method referenced in this laboratory report package, were all specified QA/QC performance criteria followed, including the requirement to explain any criteria falling outside of acceptable guidelines, as specified in the CT DEP method-specific Reasonable Confidence Protocol documents?**	☑ Yes ☐ No
1A	**Were the method specified preservation and holding time requirements met?**	☑ Yes ☐ No
1B	***VPH and EPH methods only:*** **Was the VPH or EPH method conducted without significant modifications (see section 11.3 of respective RCP methods)**	☑ Yes ☐ No ☐ NA
2	**Were all samples received by the laboratory in a condition consistent with that described on the associated Chain-of-Custody document(s)?**	☑ Yes ☐ No
3	**Were samples received at an appropriate temperature (< 6 Degrees C)?**	☑ Yes ☐ No ☐ NA
4	**Were all QA/QC performance criteria specified in the Reasonable Confidence Protocol documents acheived? See Sections: EPH Narration, ETPH Narration, SVOASIM Narration, VOA Narration.**	☐ Yes ☑ No
5	**a) Were reporting limits specified or referenced on the chain-of-custody?** **b) Were these reporting limits met?**	☑ Yes ☐ No ☐ Yes ☑ No
6	**For each analytical method referenced in this laboratory report package, were results reported for all constituents identified in the method-specific analyte lists presented in the Reasonable Confidence Protocol documents?**	☐ Yes ☑ No
7	**Are project-specific matrix spikes and laboratory duplicates included in the data set?**	☑ Yes ☐ No

Notes: For all questions to which the response was "No" (with the exception of question #7), additional information must be provided in an attached narrative. If the answer to question #1, #1A or 1B is "No", the data package does not meet the requirements for "Reasonable Confidence". This form may not be altered and all questions must be answered.

I, the undersigned, attest under the pains and penalties of perjury that, to the best of my knowledge and belief and based upon my personal inquiry of those responsible for providing the information contained in this analytical report, such information is accurate and complete.

Authorized Signature: _____ **Position:** Assistant Lab Director

Printed Name: Greg Lawrence **Date:** Monday, March 30, 2020

Name of Laboratory Phoenix Environmental Labs, Inc.

This certification form is to be used for RCP methods only.

CTDEP RCP Laboratory Analysis QA/QC Certification Form - November 2007
Laboratory Quality Assurance and Quality Control Guidance Reasonable Confidence Protocols

Environmental Laboratories, Inc.
587 East Middle Turnpike, P.O.Box 370, Manchester, CT 06045
Tel. (860) 645-1102 Fax (860) 645-0823

ACCREDITED IN ACCORDANCE WITH nelac NY # 11301

RCP Certification Report

March 30, 2020

SDG I.D.: GCF53154

SDG Comments

Metals Analysis:
The client requested a shorter list of elements than the 6010 RCP list. Only Lead is reported as requested on the chain of custody.

8270 Semi-volatile Organics:
Only the PAH constituents are reported as requested on the chain-of-custody. In order to achieve the requested reporting levels for the target compounds, the sample was extracted and analyzed via 8270 selective ion monitoring (SIM).

Volatile 8260 analysis:
1,2-Dibromoethane and 1,2-Dibromo-3-chloropropane do not meet the GWP these compounds are analyzed by GC/ECD to achieve this criteria.

EPH Narration

Were all QA/QC performance criteria specified in the Reasonable Confidence Protocol documents achieved? No.

QC Batch 523276 (Samples: CF53156): -----

The LCS/LCSD is below the method criteria. A low bias is possible. (C9 - Nonane)

The LCS recovery is below the method criteria. The LCSD is acceptable. No significant bias is suspected. (C-10 Decane)

Instrument:

AU-FID3 03/23/20-1 Adam Werner, Chemist 03/23/20

CF53156 (1X)

No significant modifications were made to the EPH method, as specified in Section 11.3 of the method.

The initial calibration (AR0102BI) RSD for the compound list was less than 20% except for the following compounds: None.
The continuing calibration %D for the compound list was less than 25% except for the following compounds:None.

AU-FID4 03/23/20-1 Adam Werner, Chemist 03/23/20

CF53156 (1X)

The initial calibration (AL0219BI) RSD for the compound list was less than 20% except for the following compounds: None.
The continuing calibration %D for the compound list was less than 25% except for the following compounds:None.

QC (Batch Specific):

Batch 523276 (CF53150)

CF53156

All LCS recoveries were within 40 - 140 with the following exceptions: C-10 Decane(39%), C9 - Nonane(29%)
All LCSD recoveries were within 40 - 140 with the following exceptions: C9 - Nonane(31%)
All LCS/LCSD RPDs were less than 20% with the following exceptions: None.
Additional EPH fractionation criteria: Breakthrough criteria (BT) is 0 to 5%

ETPH Narration

Environmental Laboratories, Inc.
587 East Middle Turnpike, P.O.Box 370, Manchester, CT 06045
Tel. (860) 645-1102 Fax (860) 645-0823

ACCREDITED IN ACCORDANCE WITH nelac NY # 11301

RCP Certification Report

March 30, 2020

SDG I.D.: GCF53154

ETPH Narration

Were all QA/QC performance criteria specified in the Reasonable Confidence Protocol documents achieved? No.

QC Batch 523430 (Samples: CF53154, CF53155, CF53156, CF53157, CF53159): -----

The LCS/LCSD RPD exceeds the method criteria for the surrogate. The RPD for the target analytes is acceptable. No significant bias is suspected. (% n-Pentacosane)

Instrument:

AU-XL1 03/21/20-1 Jeff Bucko, Chemist 03/21/20

CF53154 (1X), CF53155 (1X), CF53156 (1X), CF53157 (1X), CF53159 (1X)

The initial calibration (ETPH220I) RSD for the compound list was less than 30% except for the following compounds: None.
As per section 7.2.3, a discrimination check standard was run (321A004_1) and contained the following outliers: None.
The continuing calibration %D for the compound list was less than 30% except for the following compounds:None.

QC (Batch Specific):

Batch 523430 (CF53154)

CF53154, CF53155, CF53156, CF53157, CF53159

All LCS recoveries were within 60 - 120 with the following exceptions: None.
All LCSD recoveries were within 60 - 120 with the following exceptions: None.
All LCS/LCSD RPDs were less than 30% with the following exceptions: % n-Pentacosane(21.3%)
Additional surrogate criteria: LCS acceptance range is 60-120% MS acceptance range 50-150%. The ETPH/DRO LCS has been normalized based on the alkane calibration.

ICP Metals Narration

Were all QA/QC performance criteria specified in the analytical method achieved? Yes.

Instrument:

BLUE 03/20/20 08:08 Cindy Pearce, Tina Hall, Chemist 03/20/20

CF53154, CF53155, CF53156, CF53157, CF53159

The initial calibration met criteria.
The continuing calibration standards met criteria for all the elements reported. The linear range is defined daily by the calibration range.
The continuing calibration blanks were less than the reporting level for the elements reported.
The ICSA and ICSAB were analyzed at the beginning and end of the run and were within criteria.The linear range is defined daily by the calibration range.
The following Initial Calibration Verification (ICV) compounds did not meet criteria: None.
The following Continuing Calibration Verification (CCV) compounds did not meet criteria: None.
The following ICP Interference Check (ICSAB) compounds did not meet criteria: None.

QC (Batch Specific):

Batch 523188 (CF53047)

CF53154, CF53155

All LCS recoveries were within 80 - 120 with the following exceptions: None.
All LCSD recoveries were within 80 - 120 with the following exceptions: None.
All LCS/LCSD RPDs were less than 20% with the following exceptions: None.
Additional Criteria: LCS acceptance range is 80-120% MS acceptance range 75-125%.

Environmental Laboratories, Inc.
587 East Middle Turnpike, P.O.Box 370, Manchester, CT 06045
Tel. (860) 645-1102 Fax (860) 645-0823

NY # 11301

Certification Report

March 30, 2020

SDG I.D.: GCF53154

ICP Metals Narration

QC (Site Specific):

Batch 523396 (CF53157)

CF53156, CF53157, CF53159

All LCS recoveries were within 80 - 120 with the following exceptions: None.
All LCSD recoveries were within 80 - 120 with the following exceptions: None.
All LCS/LCSD RPDs were less than 20% with the following exceptions: None.
All MS recoveries were within 75 - 125 with the following exceptions: None.
Additional Criteria: LCS acceptance range is 80-120% MS acceptance range 75-125%.

SVOA Narration

Were all QA/QC performance criteria specified in the Reasonable Confidence Protocol documents achieved? Yes.

Instrument:

CHEM29 03/23/20-1 Wes Bryon, Chemist 03/23/20

CF53156 (1X)

For 8270 full list, the DDT breakdown and pentachlorophenol & benzidine peak tailing were evaluated in the DFTPP tune and were found to be in control.
For 8270 BN list, benzidine peak tailing was evaluated in the DFTPP tune and was found to be in control.

Initial Calibration Evaluation (CHEM29/29_BN_0318):
100% of target compounds met criteria.
The following compounds had %RSDs >20%: None.
The following compounds did not meet recommended response factors: None.
The following compounds did not meet a minimum response factors: None.

Continuing Calibration Verification (CHEM29/0323_03-29_BN_0318):
Internal standard areas were within 50 to 200% of the initial calibration with the following exceptions: None.
100% of target compounds met criteria.
The following compounds did not meet % deviation criteria: None.
The following compounds did not meet maximum % deviations: None.
The following compounds did not meet recommended response factors: None.
The following compounds did not meet minimum response factors: None.

QC (Batch Specific):

Batch 523248 (CF53606)

CF53154, CF53155, CF53156

All LCS recoveries were within 30 - 130 with the following exceptions: None.
All LCSD recoveries were within 30 - 130 with the following exceptions: None.
All LCS/LCSD RPDs were less than 20% with the following exceptions: None.
A LCS and LCS Duplicate were performed instead of a matrix spike and matrix spike duplicate.
Additional 8270 criteria:20% of compounds can be outside of acceptance criteria as long as recovery is at least 10%. (Acid surrogates acceptance range for aqueous samples: 15-110%, for soils 30-130%)
Additional 8270 criteria: 20% of compounds can be outside of acceptance criteria as long as recovery is at least 10%. (Acid surrogates acceptance range for aqueous samples: 15-110%, for soils 30-130%)

Environmental Laboratories, Inc.
587 East Middle Turnpike, P.O.Box 370, Manchester, CT 06045
Tel. (860) 645-1102 Fax (860) 645-0823

ACCREDITED IN ACCORDANCE WITH nelac NY # 11301

RCP Certification Report

March 30, 2020

SDG I.D.: GCF53154

SVOA Narration

Batch 523402 (CF53157)

CF53157, CF53159

All LCS recoveries were within 30 - 130 with the following exceptions: None.
All LCSD recoveries were within 30 - 130 with the following exceptions: None.
All LCS/LCSD RPDs were less than 20% with the following exceptions: 2-Methylnaphthalene(22.6%), Benzo(a)pyrene(68.1%), Benzo(ghi)perylene(24.1%), Naphthalene(25.9%), Pyrene(53.0%)
Additional 8270 criteria:20% of compounds can be outside of acceptance criteria as long as recovery is at least 10%. (Acid surrogates acceptance range for aqueous samples: 15-110%, for soils 30-130%)
Additional 8270 criteria: 20% of compounds can be outside of acceptance criteria as long as recovery is at least 10%. (Acid surrogates acceptance range for aqueous samples: 15-110%, for soils 30-130%)

SVOASIM Narration

Were all QA/QC performance criteria specified in the Reasonable Confidence Protocol documents achieved? No.

QC Batch 523402 (Samples: CF53157, CF53159): -----

The LCS/LCSD RPD exceeds the method criteria for one or more analytes, but these analytes were not reported in the sample(s) so no variability is suspected. (2-Methylnaphthalene, Benzo(a)pyrene, Benzo(ghi)perylene, Naphthalene, Pyrene)

Instrument:

CHEM25 03/22/20-1 Matt Richard, Chemist 03/22/20

CF53157 (1X), CF53159 (1X)

For 8270 BN list, benzidine peak tailing was evaluated in the DFTPP tune and was found to be in control.

Initial Calibration Evaluation (CHEM25/25_BNSIM18_0217):
100% of target compounds met criteria.
The following compounds had %RSDs >20%: None.
The following compounds did not meet recommended response factors: Acenaphthene 0 (0.9), Benzo(b)fluoranthene 0.123 (0.7), Benzo(k)fluoranthene 0.330 (0.7), Fluorene 0.345 (0.9), Pyrene 0 (0.6)
The following compounds did not meet a minimum response factors: Acenaphthene 0 (0.05), Pyrene 0 (0.05)

Continuing Calibration Verification (CHEM25/0322_03-25_BNSIM18_0217):
Internal standard areas were within 50 to 200% of the initial calibration with the following exceptions: None.
50% of target compounds met criteria.
The following compounds did not meet % deviation criteria: None.
The following compounds did not meet maximum % deviations: None.
The following compounds did not meet recommended response factors: None.
The following compounds did not meet minimum response factors: None.

CHEM33 03/20/20-1 Wes Bryon, Chemist 03/20/20

CF53154 (1X), CF53155 (1X), CF53156 (1X)

Initial Calibration Evaluation (CHEM33/33_PAHSIM_0114):
95% of target compounds met criteria.
The following compounds had %RSDs >20%: Acenaphthene 21% (20%)
The following compounds did not meet recommended response factors: None.
The following compounds did not meet a minimum response factors: None.

Continuing Calibration Verification (CHEM33/0320_03-33_PAHSIM_0114):

Environmental Laboratories, Inc.
587 East Middle Turnpike, P.O.Box 370, Manchester, CT 06045
Tel. (860) 645-1102 Fax (860) 645-0823

ACCREDITED IN ACCORDANCE WITH nelac NY # 11301

RCP Certification Report

March 30, 2020

SDG I.D.: GCF53154

SVOASIM Narration

Internal standard areas were within 50 to 200% of the initial calibration with the following exceptions: None.
100% of target compounds met criteria.
The following compounds did not meet % deviation criteria: None.
The following compounds did not meet maximum % deviations: None.
The following compounds did not meet recommended response factors: None.
The following compounds did not meet minimum response factors: None.

QC (Batch Specific):

Batch 523248 (CF53606)

CF53154, CF53155, CF53156

All LCS recoveries were within 30 - 130 with the following exceptions: None.
All LCSD recoveries were within 30 - 130 with the following exceptions: None.
All LCS/LCSD RPDs were less than 20% with the following exceptions: None.
A LCS and LCS Duplicate were performed instead of a matrix spike and matrix spike duplicate.
Additional 8270 criteria:20% of compounds can be outside of acceptance criteria as long as recovery is at least 10%. (Acid surrogates acceptance range for aqueous samples: 15-110%, for soils 30-130%)

Batch 523402 (CF53157)

CF53157, CF53159

All LCS recoveries were within 30 - 130 with the following exceptions: None.
All LCSD recoveries were within 30 - 130 with the following exceptions: None.
All LCS/LCSD RPDs were less than 20% with the following exceptions: 2-Methylnaphthalene(22.6%), Benzo(a)pyrene(68.1%), Benzo(ghi)perylene(24.1%), Naphthalene(25.9%), Pyrene(53.0%)
Additional 8270 criteria:20% of compounds can be outside of acceptance criteria as long as recovery is at least 10%. (Acid surrogates acceptance range for aqueous samples: 15-110%, for soils 30-130%)

VOA Narration

Were all QA/QC performance criteria specified in the Reasonable Confidence Protocol documents achieved? No.

QC Batch 523595 (Samples: CF53156, CF53158): -----

The LCS recovery is below the lower range but within the method criteria. The LCSD is acceptable. No significant bias is suspected. (Chloroethane)

Instrument:

CHEM02 03/22/20-1 Michael Hahn, Chemist 03/22/20

CF53156 (1X), CF53158 (1X)

Chem02 is a 25ml purge instrument. The laboratory minimum response factor is set at 0.01 instead of 0.05 for the 25ml purge instruments.
EPA method 8260D Table 4 supports this approach.

Initial Calibration Evaluation (CHEM02/VT-P032020):
94% of target compounds met criteria.
The following compounds had %RSDs >20%: Carbon Disulfide 32% (20%), Methylene chloride 24% (20%), 1,1-Dichloroethene 25% (20%)
The following compounds did not meet Table 4 recommended minimum response factors: 2-Hexanone 0.093 (0.1), Methyl ethyl ketone 0.089 (0.1), Acetone 0.077 (0.1)

Environmental Laboratories, Inc.
587 East Middle Turnpike, P.O.Box 370, Manchester, CT 06045
Tel. (860) 645-1102 Fax (860) 645-0823

RCP Certification Report

March 30, 2020

SDG I.D.: GCF53154

VOA Narration

The following compounds did not meet the minimum response factor of 0.05: None.

Continuing Calibration Verification (CHEM02/0322_02-VT-P032020):
Internal standard areas were within 50 to 200% of the initial calibration with the following exceptions: None.
100% of target compounds met criteria.
The following compounds did not meet % deviation criteria: None.
The following compounds did not meet maximum % deviations: None.
The following compounds did not meet Table 4 recommended minimum response factors: None.

CHEM02 03/24/20-1 Michael Hahn, Chemist 03/24/20

CF53156 (10X)

Chem02 is a 25ml purge instrument. The laboratory minimum response factor is set at 0.01 instead of 0.05 for the 25ml purge instruments.
EPA method 8260D Table 4 supports this approach.

Initial Calibration Evaluation (CHEM02/VT-P032320):
95% of target compounds met criteria.
The following compounds had %RSDs >20%: Naphthalene 23% (20%)
The following compounds did not meet Table 4 recommended minimum response factors: None.
The following compounds did not meet the minimum response factor of 0.05: None.

Continuing Calibration Verification (CHEM02/0324_02-VT-P032320):
Internal standard areas were within 50 to 200% of the initial calibration with the following exceptions: None.
100% of target compounds met criteria.
The following compounds did not meet % deviation criteria: None.
The following compounds did not meet maximum % deviations: None.
The following compounds did not meet Table 4 recommended minimum response factors: None.

QC (Batch Specific):

Batch 523595 (CF53018) CHEM02 3/22/2020-1

CF53156(1X), CF53158(1X)

All LCS recoveries were within 70 - 130 with the following exceptions: Chloroethane(69%)
All LCSD recoveries were within 70 - 130 with the following exceptions: None.
All LCS/LCSD RPDs were less than 30% with the following exceptions: None.
A LCS and LCS Duplicate were performed instead of a matrix spike and matrix spike duplicate.
Additional 8260 criteria: 10% of LCS/LCSD compounds can be outside of acceptance criteria as long as recovery is 40-160%, 25-160% for Chloroethane-HL and Trichlorofluoromethane-HL.

Batch 523869 (CF54687) CHEM02 3/24/2020-1

CF53156(10X)

All LCS recoveries were within 70 - 130 with the following exceptions: None.
All LCSD recoveries were within 70 - 130 with the following exceptions: None.
All LCS/LCSD RPDs were less than 30% with the following exceptions: None.
A LCS and LCS Duplicate were performed instead of a matrix spike and matrix spike duplicate.
Additional 8260 criteria: 10% of LCS/LCSD compounds can be outside of acceptance criteria as long as recovery is 40-160%, 25-160% for Chloroethane-HL and Trichlorofluoromethane-HL.

VPH Narration

Environmental Laboratories, Inc.
587 East Middle Turnpike, P.O.Box 370, Manchester, CT 06045
Tel. (860) 645-1102 Fax (860) 645-0823

RCP Certification Report

March 30, 2020

SDG I.D.: GCF53154

VPH Narration

Were all QA/QC performance criteria specified in the Reasonable Confidence Protocol documents achieved? Yes.

Instrument:

PIDFID 03/22/20-2 Raman Makol, Chemist 03/22/20

CF53156 (1X)

PIDFID 03/24/20-1 Raman Makol, Chemist 03/24/20

CF53156 (5X)

QC (Batch Specific):

Batch 524052_(CF54588)

CF53156(5X)

All LCS recoveries were within 70 - 130 with the following exceptions: None.
All LCSD recoveries were within 70 - 130 with the following exceptions: None.
All LCS/LCSD RPDs were less than 50% with the following exceptions: None.
A blank MS/MSD was analyzed with this batch.

QC (Site Specific):

Batch 523608_(CF53156)

CF53156(1X)

All LCS recoveries were within 70 - 130 with the following exceptions: None.
All LCSD recoveries were within 70 - 130 with the following exceptions: None.
All LCS/LCSD RPDs were less than 50% with the following exceptions: None.
All MS recoveries were within 70 - 130 with the following exceptions: None.
All MSD recoveries were within 70 - 130 with the following exceptions: None.
All MS/MSD RPDs were less than 50% with the following exceptions: None.
A blank MS/MSD was analyzed with this batch.

Temperature Narration

The samples in this delivery group were received at 2.2°C.
(Note acceptance criteria for relevant matrices is above freezing up to 6°C)

Cooler: Yes [X] No [ ]
Coolant: IPK [X] ICE [ ] No [ ]
Temp 2.0 Pg 1 of 1

PHOENIX
Environmental Laboratories, Inc.

CHAIN OF CUSTODY RECORD

587 East Middle Turnpike, P.O. Box 370, Manchester, CT 06040
Email: info@phoenixlabs.com Fax (860) 645-0823
Client Services (860) 645-8726

Data Delivery/Contact Options:
[ ] Fax:
[ ] Phone:
[X] Email: LEWilley@tighebond.com

Customer: Tighe + Bond
Address: 213 Court St Suite 1100
Middletown CT

Project: Rockville MGP
Report to: Lynn Willey
Invoice to: Tighe + Bond
QUOTE #

Project P.O: P-0755-44

This section MUST be completed with Bottle Quantities.

Client Sample - Information - Identification
Sampler's Signature: Date: 3/18/20

Matrix Code:
DW=Drinking Water **GW**=Ground Water **SW**=Surface Water **WW**=Waste Water
RW=Raw Water **SE**=Sediment **SL**=Sludge **S**=Soil **SD**=Solid **W**=Wipe **OIL**=Oil
B=Bulk **L**=Liquid **X** = _____(Other)

Analysis Request

PHOENIX USE ONLY SAMPLE #	Customer Sample Identification	Sample Matrix	Date Sampled	Time Sampled	ETPH	RAH	TCL PB	VOC	VPH	EPH	GL Amber 8oz w/H2SO4 (1L H2)	Soil VOA Vials [ ] methanol [ ] H2O	GL Soil container ( ) oz	GL Soil container ( ) oz	40 ml VOA Vial [ ] As is [X] HCl	GL Amber 1000ml [X] As is [ ] H2SO4	PL As is [ ] 250ml [ ] 500ml [ ] 1000ml	PL H2SO4 [ ] 250ml [ ] 500ml [ ] 1000ml	PL HNO3 250ml	PL NaOH 250ml	Bacteria Bottle w/thio	Bacteria Bottle as is
53154	mw-33S	GW	3/18/20	11:20	X	X	X										3			1		
53155	mw-34S			04:55	X	X	X										3			1		
53156	mw-35S			1000	X	X	X	X	X	X					2		5	3			1		
53157	mw-4SR			14:21	X	X	X											3			1		
53158	Trip Blank							X									2						
53159	mw-36S	GW	3/18/20	09:50	X	X	X											3			1		

Relinquished by:	Accepted by:	Date:	Time:
Fax Submit			
		3/19	0800

Comments, Special Requirements or Regulations:
Please copy bcaswell@tighebond.com

Turnaround Time:
[ ] 1 Day*
[ ] 2 Days*
[ ] 3 Days*
[X] Standard
[ ] Other
* **SURCHARGE APPLIES**

RI
[ ] (Residential) Direct Exposure
[ ] (Comm/Industrial) Direct Exposure
[ ] GA Leachability
[ ] GB Leachability
[ ] GA-GW Objectives
[ ] GB-GW Objectives

CT
[X] RCP Cert
[ ] GW Protection
[X] SW Protection
[ ] GA Mobility
[ ] GB Mobility
[ ] Residential DEC
[ ] I/C DEC
[X] Other Yes VC

MA
[ ] MCP Certification
[ ] GW-1 [ ] MWRA eSMART
[ ] GW-2
[ ] GW-3
[ ] S-1 GW-1 [ ] S-1 GW-2 [ ] S-1 GW-3
[ ] S-2 GW-1 [ ] S-2 GW-2 [ ] S-2 GW-3
[ ] S-3 GW-1 [ ] S-3 GW-2 [ ] S-3 GW-3
[ ] SW Protection

State where samples were collected: CT

Data Format
[X] Excel
[X] PDF
[ ] GIS/Key
[ ] EQuIS
[X] Other Geotech

Data Package
[ ] Tier II Checklist
[ ] Full Data Package*
[X] Phoenix Std Report
[ ] Other
* **SURCHARGE APPLIES**

PHOENIX
Environmental Laboratories, Inc.

Tuesday, March 24, 2020

Attn: Lynn Willey
Tighe & Bond
213 Court St, Suite 1100
Middletown, CT 06457

Project ID: ROCKVILLE MGP
SDG ID: GCF53160
Sample ID#s: CF53160 - CF53162

This laboratory is in compliance with the NELAC requirements of procedures used except where indicated.

This report contains results for the parameters tested, under the sampling conditions described on the Chain Of Custody, as received by the laboratory. This report is incomplete unless all pages indicated in the pagination at the bottom of the page are included.

A scanned version of the COC form accompanies the analytical report and is an exact duplicate of the original.

If you are the client above and have any questions concerning this testing, please do not hesitate to contact Phoenix Client Services at ext.200. The contents of this report cannot be discussed with anyone other than the client listed above without their written consent.

Sincerely yours,

Phyllis Shiller
Laboratory Director

NELAC - #NY11301
CT Lab Registration #PH-0618
MA Lab Registration #M-CT007
ME Lab Registration #CT-007
NH Lab Registration #213693-A,B
NJ Lab Registration #CT-003
NY Lab Registration #11301
PA Lab Registration #68-03530
RI Lab Registration #63
UT Lab Registration #CT00007
VT Lab Registration #VT11301



Environmental Laboratories, Inc.
587 East Middle Turnpike, P.O.Box 370, Manchester, CT 06045
Tel. (860) 645-1102 Fax (860) 645-0823

Sample Id Cross Reference

March 24, 2020

SDG I.D.: GCF53160

Project ID: ROCKVILLE MGP

Client Id	Lab Id	Matrix
MW-06S	CF53160	GROUND WATER
MW-09S	CF53161	GROUND WATER
MW-39S	CF53162	GROUND WATER

Environmental Laboratories, Inc.
587 East Middle Turnpike, P.O.Box 370, Manchester, CT 06045
Tel. (860) 645-1102 Fax (860) 645-0823

Analysis Report

March 24, 2020

FOR: Attn: Lynn Willey
Tighe & Bond
213 Court St, Suite 1100
Middletown, CT 06457

Sample Information		Custody Information		Date	Time
Matrix:	GROUND WATER	Collected by:		03/18/20	11:31
Location Code:	TIGHE-EVER	Received by:	SW	03/19/20	8:46
Rush Request:	72 Hour	Analyzed by:	see "By" below		
P.O.#:	10948703				

Laboratory Data

SDG ID: GCF53160
Phoenix ID: CF53160

Project ID: ROCKVILLE MGP
Client ID: MW-06S

Parameter	Result	RL/ PQL	Units	Dilution	Date/Time	By	Reference
Extraction of CT ETPH	Completed				03/19/20	P/AK	SW3510C/SW3520C
Semi-Volatile Extraction	Completed				03/19/20	P/S/AK	SW3520C
TPH by GC (Extractable Products)							
Ext. Petroleum H.C. (C9-C36)	ND	0.066	mg/L	1	03/20/20	JRB	CTETPH 8015D
Identification	ND		mg/L	1	03/20/20	JRB	CTETPH 8015D
QA/QC Surrogates							
% n-Pentacosane	83		%	1	03/20/20	JRB	50 - 150 %
Semivolatiles by SIM, PAH							
2-Methylnaphthalene	ND	0.47	ug/L	1	03/20/20	WB	SW8270D (SIM)
Acenaphthene	ND	0.47	ug/L	1	03/20/20	WB	SW8270D (SIM)
Acenaphthylene	ND	0.28	ug/L	1	03/20/20	WB	SW8270D (SIM)
Anthracene	ND	0.47	ug/L	1	03/20/20	WB	SW8270D (SIM)
Benz(a)anthracene	ND	0.05	ug/L	1	03/20/20	WB	SW8270D (SIM)
Benzo(a)pyrene	ND	0.19	ug/L	1	03/20/20	WB	SW8270D (SIM)
Benzo(b)fluoranthene	ND	0.07	ug/L	1	03/20/20	WB	SW8270D (SIM)
Benzo(ghi)perylene	ND	0.45	ug/L	1	03/20/20	WB	SW8270D (SIM)
Benzo(k)fluoranthene	ND	0.28	ug/L	1	03/20/20	WB	SW8270D (SIM)
Chrysene	ND	0.47	ug/L	1	03/20/20	WB	SW8270D (SIM)
Dibenz(a,h)anthracene	ND	0.09	ug/L	1	03/20/20	WB	SW8270D (SIM)
Fluoranthene	ND	0.47	ug/L	1	03/20/20	WB	SW8270D (SIM)
Fluorene	ND	0.47	ug/L	1	03/20/20	WB	SW8270D (SIM)
Indeno(1,2,3-cd)pyrene	ND	0.09	ug/L	1	03/20/20	WB	SW8270D (SIM)
Naphthalene	ND	0.47	ug/L	1	03/20/20	WB	SW8270D (SIM)
Phenanthrene	ND	0.06	ug/L	1	03/20/20	WB	SW8270D (SIM)
Pyrene	ND	0.47	ug/L	1	03/20/20	WB	SW8270D (SIM)
QA/QC Surrogates							

Project ID: ROCKVILLE MGP
Client ID: MW-06S

Phoenix I.D.: CF53160

Parameter	Result	RL/ PQL	Units	Dilution	Date/Time	By	Reference
% 2-Fluorobiphenyl	66		%	1	03/20/20	WB	30 - 130 %
% Nitrobenzene-d5	67		%	1	03/20/20	WB	30 - 130 %
% Terphenyl-d14	63		%	1	03/20/20	WB	30 - 130 %

RL/PQL=Reporting/Practical Quantitation Level ND=Not Detected BRL=Below Reporting Level
QA/QC Surrogates: Surrogates are compounds (preceeded with a %) added by the lab to determine analysis efficiency. Surrogate results(%) listed in the report are not "detected" compounds.

Comments:

If you are the client above and have any questions concerning this testing, please do not hesitate to contact Phoenix Client Services at ext.200.
The contents of this report cannot be discussed with anyone other than the client listed above without their written consent.

Phyllis Shiller, Laboratory Director
March 24, 2020
Reviewed and Released by: Greg Lawrence, Assistant Lab Director

Environmental Laboratories, Inc.
587 East Middle Turnpike, P.O.Box 370, Manchester, CT 06045
Tel. (860) 645-1102 Fax (860) 645-0823

Analysis Report

March 24, 2020

FOR: Attn: Lynn Willey
Tighe & Bond
213 Court St, Suite 1100
Middletown, CT 06457

Sample Information		Custody Information		Date	Time
Matrix:	GROUND WATER	Collected by:		03/18/20	12:51
Location Code:	TIGHE-EVER	Received by:	SW	03/19/20	8:46
Rush Request:	72 Hour	Analyzed by:	see "By" below		
P.O.#:	10948703				

Laboratory Data

SDG ID: GCF53160
Phoenix ID: CF53161

Project ID: ROCKVILLE MGP
Client ID: MW-09S

Parameter	Result	RL/ PQL	Units	Dilution	Date/Time	By	Reference
Extraction of CT ETPH	Completed				03/19/20	P/AK	SW3510C/SW3520C
Semi-Volatile Extraction	Completed				03/19/20	P/S/AK	SW3520C
TPH by GC (Extractable Products)							
Ext. Petroleum H.C. (C9-C36)	4.7	0.066	mg/L	1	03/20/20	JRB	CTETPH 8015D
Identification	**		mg/L	1	03/20/20	JRB	CTETPH 8015D
QA/QC Surrogates							
% n-Pentacosane	87		%	1	03/20/20	JRB	50 - 150 %
Semivolatiles by SIM, PAH							
2-Methylnaphthalene	220	0.94	ug/L	10	03/23/20	WB	SW8270D (SIM)
Acenaphthene	210	0.47	ug/L	10	03/23/20	WB	SW8270D (SIM)
Acenaphthylene	2.5	0.28	ug/L	1	03/20/20	WB	SW8270D (SIM)
Anthracene	6.3	0.47	ug/L	1	03/20/20	WB	SW8270D (SIM)
Benz(a)anthracene	0.18	0.05	ug/L	1	03/20/20	WB	SW8270D (SIM)
Benzo(a)pyrene	ND	0.19	ug/L	1	03/20/20	WB	SW8270D (SIM)
Benzo(b)fluoranthene	ND	0.07	ug/L	1	03/20/20	WB	SW8270D (SIM)
Benzo(ghi)perylene	ND	0.45	ug/L	1	03/20/20	WB	SW8270D (SIM)
Benzo(k)fluoranthene	ND	0.28	ug/L	1	03/20/20	WB	SW8270D (SIM)
Chrysene	ND	0.47	ug/L	1	03/20/20	WB	SW8270D (SIM)
Dibenz(a,h)anthracene	ND	0.09	ug/L	1	03/20/20	WB	SW8270D (SIM)
Fluoranthene	2.1	0.47	ug/L	1	03/20/20	WB	SW8270D (SIM)
Fluorene	78	0.47	ug/L	10	03/23/20	WB	SW8270D (SIM)
Indeno(1,2,3-cd)pyrene	ND	0.09	ug/L	1	03/20/20	WB	SW8270D (SIM)
Naphthalene	2800	9.4	ug/L	100	03/24/20	WB	SW8270D (SIM)
Phenanthrene	55	0.47	ug/L	10	03/23/20	WB	SW8270D (SIM)
Pyrene	2.2	0.47	ug/L	1	03/20/20	WB	SW8270D (SIM)
QA/QC Surrogates							

Project ID: ROCKVILLE MGP
Client ID: MW-09S

Phoenix I.D.: CF53161

Parameter	Result	RL/ PQL	Units	Dilution	Date/Time	By	Reference
% 2-Fluorobiphenyl	58		%	1	03/20/20	WB	30 - 130 %
% Nitrobenzene-d5	77		%	1	03/20/20	WB	30 - 130 %
% Terphenyl-d14	51		%	1	03/20/20	WB	30 - 130 %
% 2-Fluorobiphenyl (10x)	Diluted Out		%	10	03/23/20	WB	30 - 130 %
% Nitrobenzene-d5 (10x)	Diluted Out		%	10	03/23/20	WB	30 - 130 %
% Terphenyl-d14 (10x)	Diluted Out		%	10	03/23/20	WB	30 - 130 %
% 2-Fluorobiphenyl (100x)	Diluted Out		%	100	03/24/20	WB	30 - 130 %
% Nitrobenzene-d5 (100x)	Diluted Out		%	100	03/24/20	WB	30 - 130 %
% Terphenyl-d14 (100x)	Diluted Out		%	100	03/24/20	WB	30 - 130 %

RL/PQL=Reporting/Practical Quantitation Level ND=Not Detected BRL=Below Reporting Level
QA/QC Surrogates: Surrogates are compounds (preceeded with a %) added by the lab to determine analysis efficiency. Surrogate results(%) listed in the report are not "detected" compounds.

Comments:

TPH Comment:
**Petroleum hydrocarbon chromatogram contains a multicomponent hydrocarbon distribution in the range of C9 to C24. The sample was quantitated against a C9-C36 alkane hydrocarbon standard.

If you are the client above and have any questions concerning this testing, please do not hesitate to contact Phoenix Client Services at ext.200.
The contents of this report cannot be discussed with anyone other than the client listed above without their written consent.



Phyllis Shiller, Laboratory Director
March 24, 2020
Reviewed and Released by: Greg Lawrence, Assistant Lab Director

Environmental Laboratories, Inc.
587 East Middle Turnpike, P.O.Box 370, Manchester, CT 06045
Tel. (860) 645-1102 Fax (860) 645-0823

Analysis Report

March 24, 2020

FOR: Attn: Lynn Willey
Tighe & Bond
213 Court St, Suite 1100
Middletown, CT 06457

Sample Information		Custody Information		Date	Time
Matrix:	GROUND WATER	Collected by:		03/18/20	9:51
Location Code:	TIGHE-EVER	Received by:	SW	03/19/20	8:46
Rush Request:	72 Hour	Analyzed by:	see "By" below		
P.O.#:	10948703				

Laboratory Data

SDG ID: GCF53160
Phoenix ID: CF53162

Project ID: ROCKVILLE MGP
Client ID: MW-39S

Parameter	Result	RL/ PQL	Units	Dilution	Date/Time	By	Reference
Extraction of CT ETPH	Completed				03/19/20	P/AK	SW3510C/SW3520C
Semi-Volatile Extraction	Completed				03/19/20	P/S/AK	SW3520C
TPH by GC (Extractable Products)							
Ext. Petroleum H.C. (C9-C36)	0.35	0.066	mg/L	1	03/20/20	JRB	CTETPH 8015D
Identification	**		mg/L	1	03/20/20	JRB	CTETPH 8015D
QA/QC Surrogates							
% n-Pentacosane	91		%	1	03/20/20	JRB	50 - 150 %
Semivolatiles by SIM, PAH							
2-Methylnaphthalene	ND	0.47	ug/L	1	03/20/20	WB	SW8270D (SIM)
Acenaphthene	7.7	0.47	ug/L	1	03/20/20	WB	SW8270D (SIM)
Acenaphthylene	4.3	0.28	ug/L	1	03/20/20	WB	SW8270D (SIM)
Anthracene	0.72	0.47	ug/L	1	03/20/20	WB	SW8270D (SIM)
Benz(a)anthracene	ND	0.05	ug/L	1	03/20/20	WB	SW8270D (SIM)
Benzo(a)pyrene	ND	0.19	ug/L	1	03/20/20	WB	SW8270D (SIM)
Benzo(b)fluoranthene	ND	0.07	ug/L	1	03/20/20	WB	SW8270D (SIM)
Benzo(ghi)perylene	ND	0.45	ug/L	1	03/20/20	WB	SW8270D (SIM)
Benzo(k)fluoranthene	ND	0.28	ug/L	1	03/20/20	WB	SW8270D (SIM)
Chrysene	ND	0.47	ug/L	1	03/20/20	WB	SW8270D (SIM)
Dibenz(a,h)anthracene	ND	0.09	ug/L	1	03/20/20	WB	SW8270D (SIM)
Fluoranthene	ND	0.47	ug/L	1	03/20/20	WB	SW8270D (SIM)
Fluorene	5.5	0.47	ug/L	1	03/20/20	WB	SW8270D (SIM)
Indeno(1,2,3-cd)pyrene	ND	0.09	ug/L	1	03/20/20	WB	SW8270D (SIM)
Naphthalene	1.6	0.47	ug/L	1	03/20/20	WB	SW8270D (SIM)
Phenanthrene	0.25	0.06	ug/L	1	03/20/20	WB	SW8270D (SIM)
Pyrene	ND	0.47	ug/L	1	03/20/20	WB	SW8270D (SIM)
QA/QC Surrogates							

Project ID: ROCKVILLE MGP
Client ID: MW-39S

Phoenix I.D.: CF53162

Parameter	Result	RL/ PQL	Units	Dilution	Date/Time	By	Reference
% 2-Fluorobiphenyl	71		%	1	03/20/20	WB	30 - 130 %
% Nitrobenzene-d5	69		%	1	03/20/20	WB	30 - 130 %
% Terphenyl-d14	68		%	1	03/20/20	WB	30 - 130 %

RL/PQL=Reporting/Practical Quantitation Level ND=Not Detected BRL=Below Reporting Level
QA/QC Surrogates: Surrogates are compounds (preceeded with a %) added by the lab to determine analysis efficiency. Surrogate results(%) listed in the report are not "detected" compounds.

Comments:

TPH Comment:
**Petroleum hydrocarbon chromatogram contains a multicomponent hydrocarbon distribution in the range of C9 to C24. The sample was quantitated against a C9-C36 alkane hydrocarbon standard.

If you are the client above and have any questions concerning this testing, please do not hesitate to contact Phoenix Client Services at ext.200.
The contents of this report cannot be discussed with anyone other than the client listed above without their written consent.



Phyllis Shiller, Laboratory Director
March 24, 2020
Reviewed and Released by: Greg Lawrence, Assistant Lab Director

Environmental Laboratories, Inc.
587 East Middle Turnpike, P.O.Box 370, Manchester, CT 06045
Tel. (860) 645-1102 Fax (860) 645-0823

QA/QC Report

March 24, 2020

QA/QC Data

SDG I.D.: GCF53160

Parameter	Blank	Blk RL	LCS %	LCSD %	LCS RPD	MS %	MSD %	MS RPD	% Rec Limits	% RPD Limits	
QA/QC Batch 523190 (mg/L), QC Sample No: CF51876 (CF53160, CF53161, CF53162)											
TPH by GC (Extractable Products) - Ground Water											
Ext. Petroleum H.C. (C9-C36)	ND	0.10	93	86	7.8				60 - 120	30	
% n-Pentacosane	75	%	84	80	4.9				50 - 150	20	
Comment:											
Additional surrogate criteria: LCS acceptance range is 60-120% MS acceptance range 50-150%. The ETPH/DRO LCS has been normalized based on the alkane calibration.											
QA/QC Batch 523189 (ug/L), QC Sample No: CF51399 (CF53160, CF53161, CF53162)											
Semivolatiles by SIM, PAH - Ground Water											
2-Methylnaphthalene	ND	0.50	59	62	5.0	49	53	7.8	30 - 130	20	
Acenaphthene	ND	0.50	76	80	5.1	66	68	3.0	30 - 130	20	
Acenaphthylene	ND	0.30	73	78	6.6	63	65	3.1	30 - 130	20	
Anthracene	ND	0.50	75	76	1.3	61	65	6.3	30 - 130	20	
Benz(a)anthracene	ND	0.02	86	83	3.6	48	52	8.0	30 - 130	20	
Benzo(a)pyrene	ND	0.02	82	77	6.3	29	32	9.8	30 - 130	20	m
Benzo(b)fluoranthene	ND	0.02	82	79	3.7	31	33	6.3	30 - 130	20	
Benzo(ghi)perylene	ND	0.48	88	83	5.8	27	30	10.5	30 - 130	20	m
Benzo(k)fluoranthene	ND	0.02	80	79	1.3	28	31	10.2	30 - 130	20	m
Chrysene	ND	0.02	75	74	1.3	40	43	7.2	30 - 130	20	
Dibenz(a,h)anthracene	ND	0.10	83	77	7.5	24	28	15.4	30 - 130	20	m
Fluoranthene	ND	0.50	72	72	0.0	58	61	5.0	30 - 130	20	
Fluorene	ND	0.50	75	79	5.2	67	68	1.5	30 - 130	20	
Indeno(1,2,3-cd)pyrene	ND	0.02	81	75	7.7	24	27	11.8	30 - 130	20	m
Naphthalene	ND	0.50	56	61	8.5	48	50	4.1	30 - 130	20	
Phenanthrene	ND	0.06	68	70	2.9	60	63	4.9	30 - 130	20	
Pyrene	ND	0.50	78	78	0.0	62	66	6.3	30 - 130	20	
% 2-Fluorobiphenyl	68	%	67	74	9.9	52	57	9.2	30 - 130	20	
% Nitrobenzene-d5	70	%	67	76	12.6	53	56	5.5	30 - 130	20	
% Terphenyl-d14	53	%	68	67	1.5	37	41	10.3	30 - 130	20	
Comment:											
Additional 8270 criteria:20% of compounds can be outside of acceptance criteria as long as recovery is at least 10%. (Acid surrogates acceptance range for aqueous samples: 15-110%, for soils 30-130%)											

m = This parameter is outside laboratory MS/MSD specified recovery limits.

If there are any questions regarding this data, please call Phoenix Client Services at extension 200.

RPD - Relative Percent Difference
LCS - Laboratory Control Sample
LCSD - Laboratory Control Sample Duplicate
MS - Matrix Spike
MS Dup - Matrix Spike Duplicate
NC - No Criteria
Intf - Interference

Phyllis Shiller, Laboratory Director
March 24, 2020

Tuesday, March 24, 2020

Criteria: CT: GWP

State: CT

Sample Criteria Exceedances Report

GCF53160 - TIGHE-EVER

SampNo	Acode	Phoenix Analyte	Criteria	Result	RL	Criteria	RL Criteria	Analysis Units
CF53161	$8100CTSIMR	2-Methylnaphthalene	CT / RSR GWPC (ug/l) / APS Organics	220	0.94	28	28	ug/L
CF53161	$8100CTSIMR	Naphthalene	CT / RSR GWPC (ug/l) / Semivolatiles	2800	9.4	280	280	ug/L
CF53161	$8100CTSIMR	Benz(a)anthracene	CT / RSR GWPC (ug/l) / Semivolatiles	0.18	0.05	0.06	0.06	ug/L
CF53161	$ETPH_WMR	Ext. Petroleum H.C. (C9-C36)	CT / RSR GWPC (ug/l) / Pest/PCB/TPH	4.7	0.066	0.5	0.5	mg/L
CF53161	$ETPH_WMR	Ext. Petroleum H.C. (C9-C36)	CT / RSR GWPC (ug/l) / Pest/PCB/TPH	4.7	0.066	0.25	0.25	mg/L
CF53162	$ETPH_WMR	Ext. Petroleum H.C. (C9-C36)	CT / RSR GWPC (ug/l) / Pest/PCB/TPH	0.35	0.066	0.25	0.25	mg/L

Phoenix Laboratories does not assume responsibility for the data contained in this exceedance report. It is provided as an additional tool to identify requested criteria exceedences. All efforts are made to ensure the accuracy of the data (obtained from appropriate agencies). A lack of exceedence information does not necessarily suggest conformance to the criteria. It is ultimately the site professional's responsibility to determine appropriate compliance.

REASONABLE CONFIDENCE PROTOCOL
LABORATORY ANALYSIS QA/QC CERTIFICATION FORM

Laboratory Name: Phoenix Environmental Labs, Inc. ***Client:*** Tighe & Bond

Project Location: ROCKVILLE MGP ***Project Number:***

Laboratory Sample ID(s): CF53160-CF53162 ***Sampling Date(s):*** 3/18/2020

List RCP Methods Used (e.g., 8260, 8270, et cetera) 8270, ETPH

1	**For each analytical method referenced in this laboratory report package, were all specified QA/QC performance criteria followed, including the requirement to explain any criteria falling outside of acceptable guidelines, as specified in the CT DEP method-specific Reasonable Confidence Protocol documents?**	☑ Yes ☐ No
1A	**Were the method specified preservation and holding time requirements met?**	☑ Yes ☐ No
1B	***VPH and EPH methods only:*** **Was the VPH or EPH method conducted without significant modifications (see section 11.3 of respective RCP methods)**	☐ Yes ☐ No ☑ NA
2	**Were all samples received by the laboratory in a condition consistent with that described on the associated Chain-of-Custody document(s)?**	☑ Yes ☐ No
3	**Were samples received at an appropriate temperature (< 6 Degrees C)?**	☑ Yes ☐ No ☐ NA
4	**Were all QA/QC performance criteria specified in the CTDEP Reasonable Confidence Protocol documents achieved?**	☑ Yes ☐ No
5	**a) Were reporting limits specified or referenced on the chain-of-custody?** **b) Were these reporting limits met?**	☑ Yes ☐ No ☑ Yes ☐ No
6	**For each analytical method referenced in this laboratory report package, were results reported for all constituents identified in the method-specific analyte lists presented in the Reasonable Confidence Protocol documents?**	☐ Yes ☑ No
7	**Are project-specific matrix spikes and laboratory duplicates included in the data set?**	☐ Yes ☑ No

Notes: For all questions to which the response was "No" (with the exception of question #7), additional information must be provided in an attached narrative. If the answer to question #1, #1A or 1B is "No", the data package does not meet the requirements for "Reasonable Confidence". This form may not be altered and all questions must be answered.

I, the undersigned, attest under the pains and penalties of perjury that, to the best of my knowledge and belief and based upon my personal inquiry of those responsible for providing the information contained in this analytical report, such information is accurate and complete.

Authorized Signature:  **Position:** Assistant Lab Director

Printed Name: Greg Lawrence **Date:** Tuesday, March 24, 2020

Name of Laboratory Phoenix Environmental Labs, Inc.

This certification form is to be used for RCP methods only.

Environmental Laboratories, Inc.
587 East Middle Turnpike, P.O.Box 370, Manchester, CT 06045
Tel. (860) 645-1102 Fax (860) 645-0823

NY # 11301

RCP Certification Report

March 24, 2020

SDG I.D.: GCF53160

SDG Comments

8270 Semi-volatile Organics:
Only the PAH constituents are reported as requested on the chain-of-custody. In order to achieve the requested reporting levels for the target compounds, the sample was extracted and analyzed via 8270 selective ion monitoring (SIM).

ETPH Narration

Were all QA/QC performance criteria specified in the Reasonable Confidence Protocol documents achieved? Yes.

Instrument:

AU-XL1 03/20/20-1 Jeff Bucko, Chemist 03/20/20

CF53160 (1X), CF53161 (1X), CF53162 (1X)

The initial calibration (ETPH220I) RSD for the compound list was less than 30% except for the following compounds: None.
As per section 7.2.3, a discrimination check standard was run (320A003_1) and contained the following outliers: None.
The continuing calibration %D for the compound list was less than 30% except for the following compounds:None.

QC (Batch Specific):

Batch 523190 (CF51876)

CF53160, CF53161, CF53162

All LCS recoveries were within 60 - 120 with the following exceptions: None.
All LCSD recoveries were within 60 - 120 with the following exceptions: None.
All LCS/LCSD RPDs were less than 30% with the following exceptions: None.
Additional surrogate criteria: LCS acceptance range is 60-120% MS acceptance range 50-150%. The ETPH/DRO LCS has been normalized based on the alkane calibration.

SVOA Narration

Were all QA/QC performance criteria specified in the Reasonable Confidence Protocol documents achieved? Yes.

Instrument:

CHEM29 03/23/20-1 Wes Bryon, Chemist 03/23/20

CF53161 (10X)

For 8270 full list, the DDT breakdown and pentachlorophenol & benzidine peak tailing were evaluated in the DFTPP tune and were found to be in control.
For 8270 BN list, benzidine peak tailing was evaluated in the DFTPP tune and was found to be in control.

Initial Calibration Evaluation (CHEM29/29_BN_0318):
100% of target compounds met criteria.
The following compounds had %RSDs >20%: None.
The following compounds did not meet recommended response factors: None.
The following compounds did not meet a minimum response factors: None.

Continuing Calibration Verification (CHEM29/0323_03-29_BN_0318):
Internal standard areas were within 50 to 200% of the initial calibration with the following exceptions: None.
100% of target compounds met criteria.
The following compounds did not meet % deviation criteria: None.
The following compounds did not meet maximum % deviations: None.
The following compounds did not meet recommended response factors: None.
The following compounds did not meet minimum response factors: None.

Environmental Laboratories, Inc.
587 East Middle Turnpike, P.O.Box 370, Manchester, CT 06045
Tel. (860) 645-1102 Fax (860) 645-0823

ACCREDITED IN ACCORDANCE WITH nelac NY # 11301

RCP Certification Report

March 24, 2020

SDG I.D.: GCF53160

SVOA Narration

CHEM29 03/24/20-1 Wes Bryon, Chemist 03/24/20

CF53161 (100X)

For 8270 full list, the DDT breakdown and pentachlorophenol & benzidine peak tailing were evaluated in the DFTPP tune and were found to be in control.
For 8270 BN list, benzidine peak tailing was evaluated in the DFTPP tune and was found to be in control.

Initial Calibration Evaluation (CHEM29/29_BN_0318):
100% of target compounds met criteria.
The following compounds had %RSDs >20%: None.
The following compounds did not meet recommended response factors: None.
The following compounds did not meet a minimum response factors: None.

Continuing Calibration Verification (CHEM29/0324_03-29_BN_0318):
Internal standard areas were within 50 to 200% of the initial calibration with the following exceptions: None.
100% of target compounds met criteria.
The following compounds did not meet % deviation criteria: None.
The following compounds did not meet maximum % deviations: None.
The following compounds did not meet recommended response factors: None.
The following compounds did not meet minimum response factors: None.

QC (Batch Specific):

Batch 523189 (CF51399)

CF53160, CF53161, CF53162

All LCS recoveries were within 30 - 130 with the following exceptions: None.
All LCSD recoveries were within 30 - 130 with the following exceptions: None.
All LCS/LCSD RPDs were less than 20% with the following exceptions: None.
Additional 8270 criteria:20% of compounds can be outside of acceptance criteria as long as recovery is at least 10%. (Acid surrogates acceptance range for aqueous samples: 15-110%, for soils 30-130%)
Additional 8270 criteria: 20% of compounds can be outside of acceptance criteria as long as recovery is at least 10%. (Acid surrogates acceptance range for aqueous samples: 15-110%, for soils 30-130%)

SVOASIM Narration

Were all QA/QC performance criteria specified in the Reasonable Confidence Protocol documents achieved? Yes.

Instrument:

CHEM27 03/20/20-1 Wes Bryon, Chemist 03/20/20

CF53160 (1X), CF53161 (1X), CF53162 (1X)

For 8270 BN list, benzidine peak tailing was evaluated in the DFTPP tune and was found to be in control.

Initial Calibration Evaluation (CHEM27/27_SIM18_0311):
100% of target compounds met criteria.
The following compounds had %RSDs >20%: None.
The following compounds did not meet recommended response factors: None.
The following compounds did not meet a minimum response factors: None.

Continuing Calibration Verification (CHEM27/0320_03-27_SIM18_0311):

Environmental Laboratories, Inc.
587 East Middle Turnpike, P.O.Box 370, Manchester, CT 06045
Tel. (860) 645-1102 Fax (860) 645-0823

ACCREDITED IN ACCORDANCE WITH nelac NY # 11301

RCP Certification Report

March 24, 2020

SDG I.D.: GCF53160

SVOASIM Narration

Internal standard areas were within 50 to 200% of the initial calibration with the following exceptions: None.
100% of target compounds met criteria.
The following compounds did not meet % deviation criteria: None.
The following compounds did not meet maximum % deviations: None.
The following compounds did not meet recommended response factors: None.
The following compounds did not meet minimum response factors: None.

QC (Batch Specific):

Batch 523189 (CF51399)

CF53160, CF53161, CF53162

All LCS recoveries were within 30 - 130 with the following exceptions: None.
All LCSD recoveries were within 30 - 130 with the following exceptions: None.
All LCS/LCSD RPDs were less than 20% with the following exceptions: None.
Additional 8270 criteria:20% of compounds can be outside of acceptance criteria as long as recovery is at least 10%. (Acid surrogates acceptance range for aqueous samples: 15-110%, for soils 30-130%)

Temperature Narration

The samples in this delivery group were received at 2.2°C.
(Note acceptance criteria for relevant matrices is above freezing up to 6°C)

Cooler: Yes [X] No [ ]
Coolant: IPK [X] ICE [ ] No [ ]
Temp 1.9 °C Pg 1 of 1

PHOENIX
Environmental Laboratories, Inc.

CHAIN OF CUSTODY RECORD

587 East Middle Turnpike, P.O. Box 370, Manchester, CT 06040
Email: info@phoenixlabs.com Fax (860) 645-0823
Client Services (860) 645-8726

Data Delivery/Contact Options:
[ ] Fax:
[ ] Phone: lewilley@tighebond.com
[X] Email: James.adomilli@eversource.com

Customer: Eversource Energy
Address: 107 Selden Street
Berlin, CT

Project: Rockville MGP
Report to: Lynn Willey / Jim Adomilli
Invoice to: Eversource Energy
QUOTE # EV022520BA

Project P.O:

This section MUST be completed with Bottle Quantities.

Client Sample - Information - Identification

Sampler's Signature _____ Date: _____

Matrix Code:
DW=Drinking Water **GW**=Ground Water **SW**=Surface Water **WW**=Waste Water
RW=Raw Water **SE**=Sediment **SL**=Sludge **S**=Soil **SD**=Solid **W**=Wipe **OIL**=Oil
B=Bulk **L**=Liquid **X** = _____(Other)

Analysis Request

PHOENIX USE ONLY SAMPLE #	Customer Sample Identification	Sample Matrix	Date Sampled	Time Sampled	EPH	PAH	GL Amber 8 oz. w/H3PO4	Soil VOA Vials [ ] methanol [ ] H2O	GL Soil container ( ) oz	GL Soil container ( ) oz	40 ml VOA Vial [ ] As is [ ] HCl	GL Amber 1000ml [X] As is [ ] H2SO4	PL As is [ ] 250ml [ ] 500ml [ ] 1000ml	PL H2SO4 [ ] 250ml [ ] 500ml [ ] 1000ml	PL HNO3 250ml	PL NaOH 250ml	Bacteria Bottle w/thio	Bacteria Bottle as is
531100	MW-06S	GW	3/19/20	11:31							3							
531101	MW-09S	1	1	13:51							3							
531102	MW-39S	1	1	09:51							3							

Relinquished by:	Accepted by:	Date:	Time:
[signature]	[signature] 3192084	3/19	0800

Comments, Special Requirements or Regulations:
Eversource Contract # CW226396

Turnaround Time:
[ ] 1 Day*
[ ] 2 Days*
[ ] 3 Days*
[X] Standard
[ ] Other
* SURCHARGE APPLIES

RI
[ ] (Residential) Direct Exposure
[ ] (Comm/Industrial) Direct Exposure
[ ] GA Leachability
[ ] GB Leachability
[ ] GA-GW Objectives
[ ] GB-GW Objectives

CT
[X] RCP Cert
[X] GW Protection
[ ] SW Protection
[ ] GA Mobility
[ ] GB Mobility
[ ] Residential DEC
[ ] I/C DEC
[ ] Other

MA
[ ] MCP Certification
[ ] GW-1 [ ] MWRA eSMART
[ ] GW-2
[ ] GW-3
[ ] S-1 GW-1 [ ] S-1 GW-2 [ ] S-1 GW-3
[ ] S-2 GW-1 [ ] S-2 GW-2 [ ] S-2 GW-3
[ ] S-3 GW-1 [ ] S-3 GW-2 [ ] S-3 GW-3
[ ] SW Protection

State where samples were collected: CT

Data Format
[X] Excel
[X] PDF
[ ] GIS/Key
[ ] EQuIS
[X] Other Geotech

Data Package
[ ] Tier II Checklist
[ ] Full Data Package*
[X] Phoenix Std Report
[ ] Other
* SURCHARGE APPLIES

PHOENIX
Environmental Laboratories, Inc.

Tuesday, June 02, 2020

Attn: Lynn Willey
Tighe & Bond
213 Court St, Suite 1100
Middletown, CT 06457

Project ID: ROCKVILLE MGP
SDG ID: GCG03078
Sample ID#s: CG03078 - CG03082

This laboratory is in compliance with the NELAC requirements of procedures used except where indicated.

This report contains results for the parameters tested, under the sampling conditions described on the Chain Of Custody, as received by the laboratory. This report is incomplete unless all pages indicated in the pagination at the bottom of the page are included.

A scanned version of the COC form accompanies the analytical report and is an exact duplicate of the original.

If you are the client above and have any questions concerning this testing, please do not hesitate to contact Phoenix Client Services at ext.200. The contents of this report cannot be discussed with anyone other than the client listed above without their written consent.

Sincerely yours,



Phyllis Shiller
Laboratory Director

NELAC - #NY11301
CT Lab Registration #PH-0618
MA Lab Registration #M-CT007
ME Lab Registration #CT-007
NH Lab Registration #213693-A,B
NJ Lab Registration #CT-003
NY Lab Registration #11301
PA Lab Registration #68-03530
RI Lab Registration #63
UT Lab Registration #CT00007
VT Lab Registration #VT11301



Environmental Laboratories, Inc.
587 East Middle Turnpike, P.O.Box 370, Manchester, CT 06045
Tel. (860) 645-1102 Fax (860) 645-0823

Sample Id Cross Reference

June 02, 2020

SDG I.D.: GCG03078

Project ID: ROCKVILLE MGP

Client Id	Lab Id	Matrix
MW-37D	CG03078	GROUND WATER
MW-37BR	CG03079	GROUND WATER
MW-6S	CG03080	GROUND WATER
DUP-1	CG03081	GROUND WATER
TRIP BLANK	CG03082	WATER

Environmental Laboratories, Inc.
587 East Middle Turnpike, P.O.Box 370, Manchester, CT 06045
Tel. (860) 645-1102 Fax (860) 645-0823

Analysis Report

June 02, 2020

FOR: Attn: Lynn Willey
Tighe & Bond
213 Court St, Suite 1100
Middletown, CT 06457

Sample Information		Custody Information		Date	Time
Matrix:	GROUND WATER	Collected by:	DC	05/28/20	10:46
Location Code:	TIGHE-EVER	Received by:	SW	05/28/20	18:31
Rush Request:	72 Hour	Analyzed by:	see "By" below		
P.O.#:	10948703				

Laboratory Data

SDG ID: GCG03078
Phoenix ID: CG03078

Project ID: ROCKVILLE MGP
Client ID: MW-37D

Parameter	Result	RL/ PQL	Units	Dilution	Date/Time	By	Reference
Silver	< 0.001	0.001	mg/L	1	05/29/20	CPP	SW6010D
Arsenic	< 0.004	0.004	mg/L	1	05/29/20	CPP	SW6010D
Barium	0.423	0.002	mg/L	1	05/29/20	CPP	SW6010D
Beryllium	< 0.001	0.001	mg/L	1	05/29/20	CPP	SW6010D
Cadmium	< 0.001	0.001	mg/L	1	05/29/20	CPP	SW6010D
Chromium	< 0.001	0.001	mg/L	1	05/29/20	CPP	SW6010D
Copper	< 0.005	0.005	mg/L	1	05/29/20	CPP	SW6010D
Mercury	< 0.0002	0.0002	mg/L	1	05/29/20	RS	SW7470A
Nickel	< 0.001	0.001	mg/L	1	05/29/20	CPP	SW6010D
Lead	< 0.002	0.002	mg/L	1	05/29/20	CPP	SW6010D
Antimony	< 0.005	0.005	mg/L	1	05/29/20	CPP	SW6010D
Selenium	< 0.010	0.010	mg/L	1	05/29/20	CPP	SW6010D
Thallium	< 0.0005	0.0005	mg/L	5	05/29/20	MGH	SW6020B
Vanadium	< 0.002	0.002	mg/L	1	05/29/20	CPP	SW6010D
Zinc	0.004	0.004	mg/L	1	05/29/20	CPP	SW6010D
Total Cyanide	< 0.010	0.010	mg/L	1	06/01/20	O/GD	SW9010C/SW9012B
Extraction of CT ETPH	Completed				05/29/20	P/AK	SW3510C/SW3520C
Mercury Digestion	Completed				05/29/20	Q/VT	SW7470A
Semi-Volatile Extraction	Completed				05/29/20	P/AK	SW3520C
Total Metals Digestion	Completed				05/28/20	AG/BF	
Total Metals Digestion MS	Completed				05/28/20	AG/BF	
TPH by GC (Extractable Products)							
Ext. Petroleum H.C. (C9-C36)	ND	0.066	mg/L	1	06/01/20	JRB	CTETPH 8015D
Identification	ND		mg/L	1	06/01/20	JRB	CTETPH 8015D
QA/QC Surrogates							
% n-Pentacosane	90		%	1	06/01/20	JRB	50 - 150 %

Ver 1

Project ID: ROCKVILLE MGP
Client ID: MW-37D

Phoenix I.D.: CG03078

Parameter	Result	RL/ PQL	Units	Dilution	Date/Time	By	Reference
Volatiles							
1,1,1,2-Tetrachloroethane	ND	1.0	ug/L	1	05/29/20	MH	SW8260C
1,1,1-Trichloroethane	ND	1.0	ug/L	1	05/29/20	MH	SW8260C
1,1,2,2-Tetrachloroethane	ND	0.50	ug/L	1	05/29/20	MH	SW8260C
1,1,2-Trichloroethane	ND	1.0	ug/L	1	05/29/20	MH	SW8260C
1,1-Dichloroethane	ND	1.0	ug/L	1	05/29/20	MH	SW8260C
1,1-Dichloroethene	ND	1.0	ug/L	1	05/29/20	MH	SW8260C
1,1-Dichloropropene	ND	1.0	ug/L	1	05/29/20	MH	SW8260C
1,2,3-Trichlorobenzene	ND	1.0	ug/L	1	05/29/20	MH	SW8260C
1,2,3-Trichloropropane	ND	1.0	ug/L	1	05/29/20	MH	SW8260C
1,2,4-Trichlorobenzene	ND	1.0	ug/L	1	05/29/20	MH	SW8260C
1,2,4-Trimethylbenzene	ND	1.0	ug/L	1	05/29/20	MH	SW8260C
1,2-Dibromo-3-chloropropane	ND	1.0	ug/L	1	05/29/20	MH	SW8260C
1,2-Dibromoethane	ND	1.0	ug/L	1	05/29/20	MH	SW8260C
1,2-Dichlorobenzene	ND	1.0	ug/L	1	05/29/20	MH	SW8260C
1,2-Dichloroethane	ND	0.60	ug/L	1	05/29/20	MH	SW8260C
1,2-Dichloropropane	ND	1.0	ug/L	1	05/29/20	MH	SW8260C
1,3,5-Trimethylbenzene	ND	1.0	ug/L	1	05/29/20	MH	SW8260C
1,3-Dichlorobenzene	ND	1.0	ug/L	1	05/29/20	MH	SW8260C
1,3-Dichloropropane	ND	1.0	ug/L	1	05/29/20	MH	SW8260C
1,4-Dichlorobenzene	ND	1.0	ug/L	1	05/29/20	MH	SW8260C
2,2-Dichloropropane	ND	1.0	ug/L	1	05/29/20	MH	SW8260C
2-Chlorotoluene	ND	1.0	ug/L	1	05/29/20	MH	SW8260C
2-Hexanone	ND	5.0	ug/L	1	05/29/20	MH	SW8260C
2-Isopropyltoluene	ND	1.0	ug/L	1	05/29/20	MH	SW8260C
4-Chlorotoluene	ND	1.0	ug/L	1	05/29/20	MH	SW8260C
4-Methyl-2-pentanone	ND	5.0	ug/L	1	05/29/20	MH	SW8260C
Acetone	ND	25	ug/L	1	05/29/20	MH	SW8260C
Acrylonitrile	ND	1.0	ug/L	1	05/29/20	MH	SW8260C
Benzene	ND	0.70	ug/L	1	05/29/20	MH	SW8260C
Bromobenzene	ND	1.0	ug/L	1	05/29/20	MH	SW8260C
Bromochloromethane	ND	1.0	ug/L	1	05/29/20	MH	SW8260C
Bromodichloromethane	ND	0.50	ug/L	1	05/29/20	MH	SW8260C
Bromoform	ND	1.0	ug/L	1	05/29/20	MH	SW8260C
Bromomethane	ND	1.0	ug/L	1	05/29/20	MH	SW8260C
Carbon Disulfide	ND	5.0	ug/L	1	05/29/20	MH	SW8260C
Carbon tetrachloride	ND	1.0	ug/L	1	05/29/20	MH	SW8260C
Chlorobenzene	ND	1.0	ug/L	1	05/29/20	MH	SW8260C
Chloroethane	ND	1.0	ug/L	1	05/29/20	MH	SW8260C
Chloroform	ND	1.0	ug/L	1	05/29/20	MH	SW8260C
Chloromethane	ND	1.0	ug/L	1	05/29/20	MH	SW8260C
cis-1,2-Dichloroethene	ND	1.0	ug/L	1	05/29/20	MH	SW8260C
cis-1,3-Dichloropropene	ND	0.40	ug/L	1	05/29/20	MH	SW8260C
Dibromochloromethane	ND	0.50	ug/L	1	05/29/20	MH	SW8260C
Dibromomethane	ND	1.0	ug/L	1	05/29/20	MH	SW8260C
Dichlorodifluoromethane	ND	1.0	ug/L	1	05/29/20	MH	SW8260C
Ethylbenzene	ND	1.0	ug/L	1	05/29/20	MH	SW8260C
Hexachlorobutadiene	ND	0.40	ug/L	1	05/29/20	MH	SW8260C
Isopropylbenzene	ND	1.0	ug/L	1	05/29/20	MH	SW8260C

Ver 1

Project ID: ROCKVILLE MGP
Client ID: MW-37D

Phoenix I.D.: CG03078

Parameter	Result	RL/ PQL	Units	Dilution	Date/Time	By	Reference
m&p-Xylene	ND	1.0	ug/L	1	05/29/20	MH	SW8260C
Methyl ethyl ketone	ND	5.0	ug/L	1	05/29/20	MH	SW8260C
Methyl t-butyl ether (MTBE)	ND	1.0	ug/L	1	05/29/20	MH	SW8260C
Methylene chloride	ND	1.0	ug/L	1	05/29/20	MH	SW8260C
Naphthalene	ND	1.0	ug/L	1	05/29/20	MH	SW8260C
n-Butylbenzene	ND	1.0	ug/L	1	05/29/20	MH	SW8260C
n-Propylbenzene	ND	1.0	ug/L	1	05/29/20	MH	SW8260C
o-Xylene	ND	1.0	ug/L	1	05/29/20	MH	SW8260C
p-Isopropyltoluene	ND	1.0	ug/L	1	05/29/20	MH	SW8260C
sec-Butylbenzene	ND	1.0	ug/L	1	05/29/20	MH	SW8260C
Styrene	ND	1.0	ug/L	1	05/29/20	MH	SW8260C
tert-Butylbenzene	ND	1.0	ug/L	1	05/29/20	MH	SW8260C
Tetrachloroethene	ND	1.0	ug/L	1	05/29/20	MH	SW8260C
Tetrahydrofuran (THF)	ND	2.5	ug/L	1	05/29/20	MH	SW8260C
Toluene	ND	1.0	ug/L	1	05/29/20	MH	SW8260C
Total Xylenes	ND	1.0	ug/L	1	05/29/20	MH	SW8260C
trans-1,2-Dichloroethene	ND	1.0	ug/L	1	05/29/20	MH	SW8260C
trans-1,3-Dichloropropene	ND	0.40	ug/L	1	05/29/20	MH	SW8260C
trans-1,4-dichloro-2-butene	ND	5.0	ug/L	1	05/29/20	MH	SW8260C
Trichloroethene	ND	1.0	ug/L	1	05/29/20	MH	SW8260C
Trichlorofluoromethane	ND	1.0	ug/L	1	05/29/20	MH	SW8260C
Trichlorotrifluoroethane	ND	1.0	ug/L	1	05/29/20	MH	SW8260C
Vinyl chloride	ND	1.0	ug/L	1	05/29/20	MH	SW8260C
QA/QC Surrogates							
% 1,2-dichlorobenzene-d4	101		%	1	05/29/20	MH	70 - 130 %
% Bromofluorobenzene	96		%	1	05/29/20	MH	70 - 130 %
% Dibromofluoromethane	96		%	1	05/29/20	MH	70 - 130 %
% Toluene-d8	99		%	1	05/29/20	MH	70 - 130 %
Semivolatiles by SIM, PAH							
2-Methylnaphthalene	ND	0.47	ug/L	1	06/01/20	WB	SW8270D (SIM)
Acenaphthene	ND	0.47	ug/L	1	06/01/20	WB	SW8270D (SIM)
Acenaphthylene	ND	0.28	ug/L	1	06/01/20	WB	SW8270D (SIM)
Anthracene	ND	0.47	ug/L	1	06/01/20	WB	SW8270D (SIM)
Benz(a)anthracene	ND	0.05	ug/L	1	06/01/20	WB	SW8270D (SIM)
Benzo(a)pyrene	ND	0.19	ug/L	1	06/01/20	WB	SW8270D (SIM)
Benzo(b)fluoranthene	ND	0.07	ug/L	1	06/01/20	WB	SW8270D (SIM)
Benzo(ghi)perylene	ND	0.45	ug/L	1	06/01/20	WB	SW8270D (SIM)
Benzo(k)fluoranthene	ND	0.28	ug/L	1	06/01/20	WB	SW8270D (SIM)
Chrysene	ND	0.47	ug/L	1	06/01/20	WB	SW8270D (SIM)
Dibenz(a,h)anthracene	ND	0.09	ug/L	1	06/01/20	WB	SW8270D (SIM)
Fluoranthene	ND	0.47	ug/L	1	06/01/20	WB	SW8270D (SIM)
Fluorene	ND	0.47	ug/L	1	06/01/20	WB	SW8270D (SIM)
Indeno(1,2,3-cd)pyrene	ND	0.09	ug/L	1	06/01/20	WB	SW8270D (SIM)
Naphthalene	ND	0.47	ug/L	1	06/01/20	WB	SW8270D (SIM)
Phenanthrene	ND	0.06	ug/L	1	06/01/20	WB	SW8270D (SIM)
Pyrene	ND	0.47	ug/L	1	06/01/20	WB	SW8270D (SIM)
QA/QC Surrogates							
% 2-Fluorobiphenyl	62		%	1	06/01/20	WB	30 - 130 %
% Nitrobenzene-d5	71		%	1	06/01/20	WB	30 - 130 %

Ver 1

Project ID: ROCKVILLE MGP
Client ID: MW-37D

Phoenix I.D.: CG03078

Parameter	Result	RL/ PQL	Units	Dilution	Date/Time	By	Reference
% Terphenyl-d14	65		%	1	06/01/20	WB	30 - 130 %

RL/PQL=Reporting/Practical Quantitation Level ND=Not Detected BRL=Below Reporting Level
QA/QC Surrogates: Surrogates are compounds (preceeded with a %) added by the lab to determine analysis efficiency. Surrogate results(%) listed in the report are not "detected" compounds.

Comments:

If you are the client above and have any questions concerning this testing, please do not hesitate to contact Phoenix Client Services at ext.200.
The contents of this report cannot be discussed with anyone other than the client listed above without their written consent.



Phyllis Shiller, Laboratory Director
June 02, 2020
Reviewed and Released by: Greg Lawrence, Assistant Lab Director

Environmental Laboratories, Inc.
587 East Middle Turnpike, P.O.Box 370, Manchester, CT 06045
Tel. (860) 645-1102 Fax (860) 645-0823

Analysis Report

June 02, 2020

FOR: Attn: Lynn Willey
Tighe & Bond
213 Court St, Suite 1100
Middletown, CT 06457

Sample Information		Custody Information		Date	Time
Matrix:	GROUND WATER	Collected by:	DC	05/28/20	14:01
Location Code:	TIGHE-EVER	Received by:	SW	05/28/20	18:31
Rush Request:	72 Hour	Analyzed by:	see "By" below		
P.O.#:	10948703				

Laboratory Data

SDG ID: GCG03078
Phoenix ID: CG03079

Project ID: ROCKVILLE MGP
Client ID: MW-37BR

Parameter	Result	RL/ PQL	Units	Dilution	Date/Time	By	Reference
Silver	0.001	0.001	mg/L	1	05/29/20	TH	SW6010D
Arsenic	< 0.004	0.004	mg/L	1	05/29/20	CPP	SW6010D
Barium	0.261	0.002	mg/L	1	05/29/20	CPP	SW6010D
Beryllium	< 0.001	0.001	mg/L	1	05/29/20	CPP	SW6010D
Cadmium	< 0.001	0.001	mg/L	1	05/29/20	CPP	SW6010D
Chromium	< 0.001	0.001	mg/L	1	05/29/20	CPP	SW6010D
Copper	< 0.005	0.005	mg/L	1	05/29/20	CPP	SW6010D
Mercury	< 0.0002	0.0002	mg/L	1	05/29/20	RS	SW7470A
Nickel	< 0.001	0.001	mg/L	1	05/29/20	CPP	SW6010D
Lead	< 0.002	0.002	mg/L	1	05/29/20	CPP	SW6010D
Antimony	< 0.005	0.005	mg/L	1	05/29/20	CPP	SW6010D
Selenium	< 0.010	0.010	mg/L	1	05/29/20	CPP	SW6010D
Thallium	< 0.0005	0.0005	mg/L	5	05/29/20	MGH	SW6020B
Vanadium	< 0.002	0.002	mg/L	1	05/29/20	CPP	SW6010D
Zinc	< 0.004	0.004	mg/L	1	05/29/20	CPP	SW6010D
Total Cyanide	< 0.010	0.010	mg/L	1	06/01/20	O/GD	SW9010C/SW9012B
Extraction of CT ETPH	Completed				05/29/20	P/AK	SW3510C/SW3520C
Mercury Digestion	Completed				05/29/20	Q/VT	SW7470A
Semi-Volatile Extraction	Completed				05/29/20	P/AK	SW3520C
Total Metals Digestion	Completed				05/28/20	AG/BF	
Total Metals Digestion MS	Completed				05/28/20	AG/BF	
TPH by GC (Extractable Products)							
Ext. Petroleum H.C. (C9-C36)	ND	0.066	mg/L	1	06/01/20	JRB	CTETPH 8015D
Identification	ND		mg/L	1	06/01/20	JRB	CTETPH 8015D
QA/QC Surrogates							
% n-Pentacosane	64		%	1	06/01/20	JRB	50 - 150 %

Ver 1

Project ID: ROCKVILLE MGP
Client ID: MW-37BR

Phoenix I.D.: CG03079

Parameter	Result	RL/ PQL	Units	Dilution	Date/Time	By	Reference
Volatiles							
1,1,1,2-Tetrachloroethane	ND	1.0	ug/L	1	05/29/20	MH	SW8260C
1,1,1-Trichloroethane	1.1	1.0	ug/L	1	05/29/20	MH	SW8260C
1,1,2,2-Tetrachloroethane	ND	0.50	ug/L	1	05/29/20	MH	SW8260C
1,1,2-Trichloroethane	ND	1.0	ug/L	1	05/29/20	MH	SW8260C
1,1-Dichloroethane	5.3	1.0	ug/L	1	05/29/20	MH	SW8260C
1,1-Dichloroethene	ND	1.0	ug/L	1	05/29/20	MH	SW8260C
1,1-Dichloropropene	ND	1.0	ug/L	1	05/29/20	MH	SW8260C
1,2,3-Trichlorobenzene	ND	1.0	ug/L	1	05/29/20	MH	SW8260C
1,2,3-Trichloropropane	ND	1.0	ug/L	1	05/29/20	MH	SW8260C
1,2,4-Trichlorobenzene	ND	1.0	ug/L	1	05/29/20	MH	SW8260C
1,2,4-Trimethylbenzene	ND	1.0	ug/L	1	05/29/20	MH	SW8260C
1,2-Dibromo-3-chloropropane	ND	1.0	ug/L	1	05/29/20	MH	SW8260C
1,2-Dibromoethane	ND	1.0	ug/L	1	05/29/20	MH	SW8260C
1,2-Dichlorobenzene	ND	1.0	ug/L	1	05/29/20	MH	SW8260C
1,2-Dichloroethane	ND	0.60	ug/L	1	05/29/20	MH	SW8260C
1,2-Dichloropropane	ND	1.0	ug/L	1	05/29/20	MH	SW8260C
1,3,5-Trimethylbenzene	ND	1.0	ug/L	1	05/29/20	MH	SW8260C
1,3-Dichlorobenzene	ND	1.0	ug/L	1	05/29/20	MH	SW8260C
1,3-Dichloropropane	ND	1.0	ug/L	1	05/29/20	MH	SW8260C
1,4-Dichlorobenzene	ND	1.0	ug/L	1	05/29/20	MH	SW8260C
2,2-Dichloropropane	ND	1.0	ug/L	1	05/29/20	MH	SW8260C
2-Chlorotoluene	ND	1.0	ug/L	1	05/29/20	MH	SW8260C
2-Hexanone	ND	5.0	ug/L	1	05/29/20	MH	SW8260C
2-Isopropyltoluene	ND	1.0	ug/L	1	05/29/20	MH	SW8260C
4-Chlorotoluene	ND	1.0	ug/L	1	05/29/20	MH	SW8260C
4-Methyl-2-pentanone	ND	5.0	ug/L	1	05/29/20	MH	SW8260C
Acetone	ND	25	ug/L	1	05/29/20	MH	SW8260C
Acrylonitrile	ND	1.0	ug/L	1	05/29/20	MH	SW8260C
Benzene	ND	0.70	ug/L	1	05/29/20	MH	SW8260C
Bromobenzene	ND	1.0	ug/L	1	05/29/20	MH	SW8260C
Bromochloromethane	ND	1.0	ug/L	1	05/29/20	MH	SW8260C
Bromodichloromethane	ND	0.50	ug/L	1	05/29/20	MH	SW8260C
Bromoform	ND	1.0	ug/L	1	05/29/20	MH	SW8260C
Bromomethane	ND	1.0	ug/L	1	05/29/20	MH	SW8260C
Carbon Disulfide	ND	5.0	ug/L	1	05/29/20	MH	SW8260C
Carbon tetrachloride	ND	1.0	ug/L	1	05/29/20	MH	SW8260C
Chlorobenzene	ND	1.0	ug/L	1	05/29/20	MH	SW8260C
Chloroethane	ND	1.0	ug/L	1	05/29/20	MH	SW8260C
Chloroform	ND	1.0	ug/L	1	05/29/20	MH	SW8260C
Chloromethane	ND	1.0	ug/L	1	05/29/20	MH	SW8260C
cis-1,2-Dichloroethene	ND	1.0	ug/L	1	05/29/20	MH	SW8260C
cis-1,3-Dichloropropene	ND	0.40	ug/L	1	05/29/20	MH	SW8260C
Dibromochloromethane	ND	0.50	ug/L	1	05/29/20	MH	SW8260C
Dibromomethane	ND	1.0	ug/L	1	05/29/20	MH	SW8260C
Dichlorodifluoromethane	ND	1.0	ug/L	1	05/29/20	MH	SW8260C
Ethylbenzene	ND	1.0	ug/L	1	05/29/20	MH	SW8260C
Hexachlorobutadiene	ND	0.40	ug/L	1	05/29/20	MH	SW8260C
Isopropylbenzene	ND	1.0	ug/L	1	05/29/20	MH	SW8260C

Ver 1

Project ID: ROCKVILLE MGP
Client ID: MW-37BR

Phoenix I.D.: CG03079

Parameter	Result	RL/ PQL	Units	Dilution	Date/Time	By	Reference
m&p-Xylene	ND	1.0	ug/L	1	05/29/20	MH	SW8260C
Methyl ethyl ketone	ND	5.0	ug/L	1	05/29/20	MH	SW8260C
Methyl t-butyl ether (MTBE)	ND	1.0	ug/L	1	05/29/20	MH	SW8260C
Methylene chloride	ND	1.0	ug/L	1	05/29/20	MH	SW8260C
Naphthalene	ND	1.0	ug/L	1	05/29/20	MH	SW8260C
n-Butylbenzene	ND	1.0	ug/L	1	05/29/20	MH	SW8260C
n-Propylbenzene	ND	1.0	ug/L	1	05/29/20	MH	SW8260C
o-Xylene	ND	1.0	ug/L	1	05/29/20	MH	SW8260C
p-Isopropyltoluene	ND	1.0	ug/L	1	05/29/20	MH	SW8260C
sec-Butylbenzene	ND	1.0	ug/L	1	05/29/20	MH	SW8260C
Styrene	ND	1.0	ug/L	1	05/29/20	MH	SW8260C
tert-Butylbenzene	ND	1.0	ug/L	1	05/29/20	MH	SW8260C
Tetrachloroethene	ND	1.0	ug/L	1	05/29/20	MH	SW8260C
Tetrahydrofuran (THF)	ND	2.5	ug/L	1	05/29/20	MH	SW8260C
Toluene	ND	1.0	ug/L	1	05/29/20	MH	SW8260C
Total Xylenes	ND	1.0	ug/L	1	05/29/20	MH	SW8260C
trans-1,2-Dichloroethene	ND	1.0	ug/L	1	05/29/20	MH	SW8260C
trans-1,3-Dichloropropene	ND	0.40	ug/L	1	05/29/20	MH	SW8260C
trans-1,4-dichloro-2-butene	ND	5.0	ug/L	1	05/29/20	MH	SW8260C
Trichloroethene	ND	1.0	ug/L	1	05/29/20	MH	SW8260C
Trichlorofluoromethane	ND	1.0	ug/L	1	05/29/20	MH	SW8260C
Trichlorotrifluoroethane	ND	1.0	ug/L	1	05/29/20	MH	SW8260C
Vinyl chloride	ND	1.0	ug/L	1	05/29/20	MH	SW8260C
QA/QC Surrogates							
% 1,2-dichlorobenzene-d4	99		%	1	05/29/20	MH	70 - 130 %
% Bromofluorobenzene	98		%	1	05/29/20	MH	70 - 130 %
% Dibromofluoromethane	103		%	1	05/29/20	MH	70 - 130 %
% Toluene-d8	97		%	1	05/29/20	MH	70 - 130 %
Semivolatiles by SIM, PAH							
2-Methylnaphthalene	ND	0.48	ug/L	1	06/01/20	WB	SW8270D (SIM)
Acenaphthene	ND	0.48	ug/L	1	06/01/20	WB	SW8270D (SIM)
Acenaphthylene	ND	0.29	ug/L	1	06/01/20	WB	SW8270D (SIM)
Anthracene	ND	0.48	ug/L	1	06/01/20	WB	SW8270D (SIM)
Benz(a)anthracene	ND	0.05	ug/L	1	06/01/20	WB	SW8270D (SIM)
Benzo(a)pyrene	ND	0.19	ug/L	1	06/01/20	WB	SW8270D (SIM)
Benzo(b)fluoranthene	ND	0.07	ug/L	1	06/01/20	WB	SW8270D (SIM)
Benzo(ghi)perylene	ND	0.46	ug/L	1	06/01/20	WB	SW8270D (SIM)
Benzo(k)fluoranthene	ND	0.29	ug/L	1	06/01/20	WB	SW8270D (SIM)
Chrysene	ND	0.48	ug/L	1	06/01/20	WB	SW8270D (SIM)
Dibenz(a,h)anthracene	ND	0.10	ug/L	1	06/01/20	WB	SW8270D (SIM)
Fluoranthene	ND	0.48	ug/L	1	06/01/20	WB	SW8270D (SIM)
Fluorene	ND	0.48	ug/L	1	06/01/20	WB	SW8270D (SIM)
Indeno(1,2,3-cd)pyrene	ND	0.10	ug/L	1	06/01/20	WB	SW8270D (SIM)
Naphthalene	ND	0.48	ug/L	1	06/01/20	WB	SW8270D (SIM)
Phenanthrene	ND	0.06	ug/L	1	06/01/20	WB	SW8270D (SIM)
Pyrene	ND	0.48	ug/L	1	06/01/20	WB	SW8270D (SIM)
QA/QC Surrogates							
% 2-Fluorobiphenyl	54		%	1	06/01/20	WB	30 - 130 %
% Nitrobenzene-d5	57		%	1	06/01/20	WB	30 - 130 %

Ver 1

Project ID: ROCKVILLE MGP
Client ID: MW-37BR

Phoenix I.D.: CG03079

Parameter	Result	RL/ PQL	Units	Dilution	Date/Time	By	Reference
% Terphenyl-d14	62		%	1	06/01/20	WB	30 - 130 %

RL/PQL=Reporting/Practical Quantitation Level ND=Not Detected BRL=Below Reporting Level
QA/QC Surrogates: Surrogates are compounds (preceeded with a %) added by the lab to determine analysis efficiency. Surrogate results(%) listed in the report are not "detected" compounds.

Comments:

If you are the client above and have any questions concerning this testing, please do not hesitate to contact Phoenix Client Services at ext.200.
The contents of this report cannot be discussed with anyone other than the client listed above without their written consent.



Phyllis Shiller, Laboratory Director
June 02, 2020
Reviewed and Released by: Greg Lawrence, Assistant Lab Director

Environmental Laboratories, Inc.
587 East Middle Turnpike, P.O.Box 370, Manchester, CT 06045
Tel. (860) 645-1102 Fax (860) 645-0823

Analysis Report

June 02, 2020

FOR: Attn: Lynn Willey
Tighe & Bond
213 Court St, Suite 1100
Middletown, CT 06457

Sample Information		Custody Information		Date	Time
Matrix:	GROUND WATER	Collected by:	DC	05/28/20	15:46
Location Code:	TIGHE-EVER	Received by:	SW	05/28/20	18:31
Rush Request:	72 Hour	Analyzed by:	see "By" below		
P.O.#:	10948703				

Laboratory Data

SDG ID: GCG03078
Phoenix ID: CG03080

Project ID: ROCKVILLE MGP
Client ID: MW-6S

Parameter	Result	RL/ PQL	Units	Dilution	Date/Time	By	Reference
Extraction of CT ETPH	Completed				05/29/20	P/AK	SW3510C/SW3520C
Semi-Volatile Extraction	Completed				05/29/20	P/AK	SW3520C
TPH by GC (Extractable Products)							
Ext. Petroleum H.C. (C9-C36)	ND	0.066	mg/L	1	06/01/20	JRB	CTETPH 8015D
Identification	ND		mg/L	1	06/01/20	JRB	CTETPH 8015D
QA/QC Surrogates							
% n-Pentacosane	56		%	1	06/01/20	JRB	50 - 150 %
Semivolatiles by SIM, PAH							
2-Methylnaphthalene	ND	0.47	ug/L	1	06/01/20	WB	SW8270D (SIM)
Acenaphthene	ND	0.47	ug/L	1	06/01/20	WB	SW8270D (SIM)
Acenaphthylene	ND	0.28	ug/L	1	06/01/20	WB	SW8270D (SIM)
Anthracene	ND	0.47	ug/L	1	06/01/20	WB	SW8270D (SIM)
Benz(a)anthracene	ND	0.05	ug/L	1	06/01/20	WB	SW8270D (SIM)
Benzo(a)pyrene	ND	0.19	ug/L	1	06/01/20	WB	SW8270D (SIM)
Benzo(b)fluoranthene	ND	0.07	ug/L	1	06/01/20	WB	SW8270D (SIM)
Benzo(ghi)perylene	ND	0.45	ug/L	1	06/01/20	WB	SW8270D (SIM)
Benzo(k)fluoranthene	ND	0.28	ug/L	1	06/01/20	WB	SW8270D (SIM)
Chrysene	ND	0.47	ug/L	1	06/01/20	WB	SW8270D (SIM)
Dibenz(a,h)anthracene	ND	0.09	ug/L	1	06/01/20	WB	SW8270D (SIM)
Fluoranthene	ND	0.47	ug/L	1	06/01/20	WB	SW8270D (SIM)
Fluorene	ND	0.47	ug/L	1	06/01/20	WB	SW8270D (SIM)
Indeno(1,2,3-cd)pyrene	ND	0.09	ug/L	1	06/01/20	WB	SW8270D (SIM)
Naphthalene	ND	0.47	ug/L	1	06/01/20	WB	SW8270D (SIM)
Phenanthrene	ND	0.06	ug/L	1	06/01/20	WB	SW8270D (SIM)
Pyrene	ND	0.47	ug/L	1	06/01/20	WB	SW8270D (SIM)
QA/QC Surrogates							

Project ID: ROCKVILLE MGP
Client ID: MW-6S

Phoenix I.D.: CG03080

Parameter	Result	RL/ PQL	Units	Dilution	Date/Time	By	Reference
% 2-Fluorobiphenyl	57		%	1	06/01/20	WB	30 - 130 %
% Nitrobenzene-d5	66		%	1	06/01/20	WB	30 - 130 %
% Terphenyl-d14	58		%	1	06/01/20	WB	30 - 130 %

RL/PQL=Reporting/Practical Quantitation Level ND=Not Detected BRL=Below Reporting Level
QA/QC Surrogates: Surrogates are compounds (preceeded with a %) added by the lab to determine analysis efficiency. Surrogate results(%) listed in the report are not "detected" compounds.

Comments:

If you are the client above and have any questions concerning this testing, please do not hesitate to contact Phoenix Client Services at ext.200.
The contents of this report cannot be discussed with anyone other than the client listed above without their written consent.



Phyllis Shiller, Laboratory Director
June 02, 2020
Reviewed and Released by: Greg Lawrence, Assistant Lab Director

Environmental Laboratories, Inc.
587 East Middle Turnpike, P.O.Box 370, Manchester, CT 06045
Tel. (860) 645-1102 Fax (860) 645-0823

Analysis Report

June 02, 2020

FOR: Attn: Lynn Willey
Tighe & Bond
213 Court St, Suite 1100
Middletown, CT 06457

Sample Information		Custody Information		Date	Time
Matrix:	GROUND WATER	Collected by:	DC	05/28/20	10:47
Location Code:	TIGHE-EVER	Received by:	SW	05/28/20	18:31
Rush Request:	72 Hour	Analyzed by:	see "By" below		
P.O.#:	10948703				

Laboratory Data

SDG ID: GCG03078
Phoenix ID: CG03081

Project ID: ROCKVILLE MGP
Client ID: DUP-1

Parameter	Result	RL/ PQL	Units	Dilution	Date/Time	By	Reference
Silver	< 0.001	0.001	mg/L	1	05/29/20	CPP	SW6010D
Arsenic	< 0.004	0.004	mg/L	1	05/29/20	CPP	SW6010D
Barium	0.427	0.002	mg/L	1	05/29/20	CPP	SW6010D
Beryllium	< 0.001	0.001	mg/L	1	05/29/20	CPP	SW6010D
Cadmium	< 0.001	0.001	mg/L	1	05/29/20	CPP	SW6010D
Chromium	< 0.001	0.001	mg/L	1	05/29/20	CPP	SW6010D
Copper	< 0.005	0.005	mg/L	1	05/29/20	CPP	SW6010D
Mercury	< 0.0002	0.0002	mg/L	1	05/29/20	RS	SW7470A
Nickel	< 0.001	0.001	mg/L	1	05/29/20	CPP	SW6010D
Lead	< 0.002	0.002	mg/L	1	05/29/20	CPP	SW6010D
Antimony	< 0.005	0.005	mg/L	1	05/29/20	CPP	SW6010D
Selenium	< 0.010	0.010	mg/L	1	05/29/20	CPP	SW6010D
Thallium	< 0.0005	0.0005	mg/L	5	05/29/20	MGH	SW6020B
Vanadium	< 0.002	0.002	mg/L	1	05/29/20	CPP	SW6010D
Zinc	< 0.004	0.004	mg/L	1	05/29/20	CPP	SW6010D
Total Cyanide	< 0.010	0.010	mg/L	1	06/01/20	O/GD	SW9010C/SW9012B
Extraction of CT ETPH	Completed				05/29/20	P/AK	SW3510C/SW3520C
Mercury Digestion	Completed				05/29/20	Q/VT	SW7470A
Semi-Volatile Extraction	Completed				05/29/20	P/AK	SW3520C
Total Metals Digestion	Completed				05/28/20	AG/BF	
Total Metals Digestion MS	Completed				05/28/20	AG/BF	
TPH by GC (Extractable Products)							
Ext. Petroleum H.C. (C9-C36)	ND	0.066	mg/L	1	06/01/20	JRB	CTETPH 8015D
Identification	ND		mg/L	1	06/01/20	JRB	CTETPH 8015D
QA/QC Surrogates							
% n-Pentacosane	63		%	1	06/01/20	JRB	50 - 150 %

Ver 1

Project ID: ROCKVILLE MGP
Client ID: DUP-1

Phoenix I.D.: CG03081

Parameter	Result	RL/ PQL	Units	Dilution	Date/Time	By	Reference
Volatiles							
1,1,1,2-Tetrachloroethane	ND	1.0	ug/L	1	06/01/20	MH	SW8260C
1,1,1-Trichloroethane	ND	1.0	ug/L	1	06/01/20	MH	SW8260C
1,1,2,2-Tetrachloroethane	ND	0.50	ug/L	1	06/01/20	MH	SW8260C
1,1,2-Trichloroethane	ND	1.0	ug/L	1	06/01/20	MH	SW8260C
1,1-Dichloroethane	ND	1.0	ug/L	1	06/01/20	MH	SW8260C
1,1-Dichloroethene	ND	1.0	ug/L	1	06/01/20	MH	SW8260C
1,1-Dichloropropene	ND	1.0	ug/L	1	06/01/20	MH	SW8260C
1,2,3-Trichlorobenzene	ND	1.0	ug/L	1	06/01/20	MH	SW8260C
1,2,3-Trichloropropane	ND	1.0	ug/L	1	06/01/20	MH	SW8260C
1,2,4-Trichlorobenzene	ND	1.0	ug/L	1	06/01/20	MH	SW8260C
1,2,4-Trimethylbenzene	ND	1.0	ug/L	1	06/01/20	MH	SW8260C
1,2-Dibromo-3-chloropropane	ND	1.0	ug/L	1	06/01/20	MH	SW8260C
1,2-Dibromoethane	ND	1.0	ug/L	1	06/01/20	MH	SW8260C
1,2-Dichlorobenzene	ND	1.0	ug/L	1	06/01/20	MH	SW8260C
1,2-Dichloroethane	ND	0.60	ug/L	1	06/01/20	MH	SW8260C
1,2-Dichloropropane	ND	1.0	ug/L	1	06/01/20	MH	SW8260C
1,3,5-Trimethylbenzene	ND	1.0	ug/L	1	06/01/20	MH	SW8260C
1,3-Dichlorobenzene	ND	1.0	ug/L	1	06/01/20	MH	SW8260C
1,3-Dichloropropane	ND	1.0	ug/L	1	06/01/20	MH	SW8260C
1,4-Dichlorobenzene	ND	1.0	ug/L	1	06/01/20	MH	SW8260C
2,2-Dichloropropane	ND	1.0	ug/L	1	06/01/20	MH	SW8260C
2-Chlorotoluene	ND	1.0	ug/L	1	06/01/20	MH	SW8260C
2-Hexanone	ND	5.0	ug/L	1	06/01/20	MH	SW8260C
2-Isopropyltoluene	ND	1.0	ug/L	1	06/01/20	MH	SW8260C
4-Chlorotoluene	ND	1.0	ug/L	1	06/01/20	MH	SW8260C
4-Methyl-2-pentanone	ND	5.0	ug/L	1	06/01/20	MH	SW8260C
Acetone	ND	25	ug/L	1	06/01/20	MH	SW8260C
Acrylonitrile	ND	1.0	ug/L	1	06/01/20	MH	SW8260C
Benzene	ND	0.70	ug/L	1	06/01/20	MH	SW8260C
Bromobenzene	ND	1.0	ug/L	1	06/01/20	MH	SW8260C
Bromochloromethane	ND	1.0	ug/L	1	06/01/20	MH	SW8260C
Bromodichloromethane	ND	0.50	ug/L	1	06/01/20	MH	SW8260C
Bromoform	ND	1.0	ug/L	1	06/01/20	MH	SW8260C
Bromomethane	ND	1.0	ug/L	1	06/01/20	MH	SW8260C
Carbon Disulfide	ND	5.0	ug/L	1	06/01/20	MH	SW8260C
Carbon tetrachloride	ND	1.0	ug/L	1	06/01/20	MH	SW8260C
Chlorobenzene	ND	1.0	ug/L	1	06/01/20	MH	SW8260C
Chloroethane	ND	1.0	ug/L	1	06/01/20	MH	SW8260C
Chloroform	ND	1.0	ug/L	1	06/01/20	MH	SW8260C
Chloromethane	ND	1.0	ug/L	1	06/01/20	MH	SW8260C
cis-1,2-Dichloroethene	ND	1.0	ug/L	1	06/01/20	MH	SW8260C
cis-1,3-Dichloropropene	ND	0.40	ug/L	1	06/01/20	MH	SW8260C
Dibromochloromethane	ND	0.50	ug/L	1	06/01/20	MH	SW8260C
Dibromomethane	ND	1.0	ug/L	1	06/01/20	MH	SW8260C
Dichlorodifluoromethane	ND	1.0	ug/L	1	06/01/20	MH	SW8260C
Ethylbenzene	ND	1.0	ug/L	1	06/01/20	MH	SW8260C
Hexachlorobutadiene	ND	0.40	ug/L	1	06/01/20	MH	SW8260C
Isopropylbenzene	ND	1.0	ug/L	1	06/01/20	MH	SW8260C

Ver 1

Project ID: ROCKVILLE MGP
Client ID: DUP-1

Phoenix I.D.: CG03081

Parameter	Result	RL/ PQL	Units	Dilution	Date/Time	By	Reference
m&p-Xylene	ND	1.0	ug/L	1	06/01/20	MH	SW8260C
Methyl ethyl ketone	ND	5.0	ug/L	1	06/01/20	MH	SW8260C
Methyl t-butyl ether (MTBE)	ND	1.0	ug/L	1	06/01/20	MH	SW8260C
Methylene chloride	ND	1.0	ug/L	1	06/01/20	MH	SW8260C
Naphthalene	ND	1.0	ug/L	1	06/01/20	MH	SW8260C
n-Butylbenzene	ND	1.0	ug/L	1	06/01/20	MH	SW8260C
n-Propylbenzene	ND	1.0	ug/L	1	06/01/20	MH	SW8260C
o-Xylene	ND	1.0	ug/L	1	06/01/20	MH	SW8260C
p-Isopropyltoluene	ND	1.0	ug/L	1	06/01/20	MH	SW8260C
sec-Butylbenzene	ND	1.0	ug/L	1	06/01/20	MH	SW8260C
Styrene	ND	1.0	ug/L	1	06/01/20	MH	SW8260C
tert-Butylbenzene	ND	1.0	ug/L	1	06/01/20	MH	SW8260C
Tetrachloroethene	ND	1.0	ug/L	1	06/01/20	MH	SW8260C
Tetrahydrofuran (THF)	ND	2.5	ug/L	1	06/01/20	MH	SW8260C
Toluene	ND	1.0	ug/L	1	06/01/20	MH	SW8260C
Total Xylenes	ND	1.0	ug/L	1	06/01/20	MH	SW8260C
trans-1,2-Dichloroethene	ND	1.0	ug/L	1	06/01/20	MH	SW8260C
trans-1,3-Dichloropropene	ND	0.40	ug/L	1	06/01/20	MH	SW8260C
trans-1,4-dichloro-2-butene	ND	5.0	ug/L	1	06/01/20	MH	SW8260C
Trichloroethene	ND	1.0	ug/L	1	06/01/20	MH	SW8260C
Trichlorofluoromethane	ND	1.0	ug/L	1	06/01/20	MH	SW8260C
Trichlorotrifluoroethane	ND	1.0	ug/L	1	06/01/20	MH	SW8260C
Vinyl chloride	ND	1.0	ug/L	1	06/01/20	MH	SW8260C
QA/QC Surrogates							
% 1,2-dichlorobenzene-d4	103		%	1	06/01/20	MH	70 - 130 %
% Bromofluorobenzene	94		%	1	06/01/20	MH	70 - 130 %
% Dibromofluoromethane	101		%	1	06/01/20	MH	70 - 130 %
% Toluene-d8	99		%	1	06/01/20	MH	70 - 130 %
Semivolatiles by SIM, PAH							
2-Methylnaphthalene	ND	0.47	ug/L	1	06/01/20	WB	SW8270D (SIM)
Acenaphthene	ND	0.47	ug/L	1	06/01/20	WB	SW8270D (SIM)
Acenaphthylene	ND	0.28	ug/L	1	06/01/20	WB	SW8270D (SIM)
Anthracene	ND	0.47	ug/L	1	06/01/20	WB	SW8270D (SIM)
Benz(a)anthracene	ND	0.05	ug/L	1	06/01/20	WB	SW8270D (SIM)
Benzo(a)pyrene	ND	0.19	ug/L	1	06/01/20	WB	SW8270D (SIM)
Benzo(b)fluoranthene	ND	0.07	ug/L	1	06/01/20	WB	SW8270D (SIM)
Benzo(ghi)perylene	ND	0.45	ug/L	1	06/01/20	WB	SW8270D (SIM)
Benzo(k)fluoranthene	ND	0.28	ug/L	1	06/01/20	WB	SW8270D (SIM)
Chrysene	ND	0.47	ug/L	1	06/01/20	WB	SW8270D (SIM)
Dibenz(a,h)anthracene	ND	0.09	ug/L	1	06/01/20	WB	SW8270D (SIM)
Fluoranthene	ND	0.47	ug/L	1	06/01/20	WB	SW8270D (SIM)
Fluorene	ND	0.47	ug/L	1	06/01/20	WB	SW8270D (SIM)
Indeno(1,2,3-cd)pyrene	ND	0.09	ug/L	1	06/01/20	WB	SW8270D (SIM)
Naphthalene	ND	0.47	ug/L	1	06/01/20	WB	SW8270D (SIM)
Phenanthrene	ND	0.06	ug/L	1	06/01/20	WB	SW8270D (SIM)
Pyrene	ND	0.47	ug/L	1	06/01/20	WB	SW8270D (SIM)
QA/QC Surrogates							
% 2-Fluorobiphenyl	58		%	1	06/01/20	WB	30 - 130 %
% Nitrobenzene-d5	68		%	1	06/01/20	WB	30 - 130 %

Ver 1

Project ID: ROCKVILLE MGP
Client ID: DUP-1

Phoenix I.D.: CG03081

Parameter	Result	RL/ PQL	Units	Dilution	Date/Time	By	Reference
% Terphenyl-d14	60		%	1	06/01/20	WB	30 - 130 %

RL/PQL=Reporting/Practical Quantitation Level ND=Not Detected BRL=Below Reporting Level
QA/QC Surrogates: Surrogates are compounds (preceeded with a %) added by the lab to determine analysis efficiency. Surrogate results(%) listed in the report are not "detected" compounds.

Comments:

If you are the client above and have any questions concerning this testing, please do not hesitate to contact Phoenix Client Services at ext.200.
The contents of this report cannot be discussed with anyone other than the client listed above without their written consent.



Phyllis Shiller, Laboratory Director
June 02, 2020
Reviewed and Released by: Greg Lawrence, Assistant Lab Director

Environmental Laboratories, Inc.
587 East Middle Turnpike, P.O.Box 370, Manchester, CT 06045
Tel. (860) 645-1102 Fax (860) 645-0823

Analysis Report

June 02, 2020

FOR: Attn: Lynn Willey
Tighe & Bond
213 Court St, Suite 1100
Middletown, CT 06457

Sample Information		Custody Information		Date	Time
Matrix:	WATER	Collected by:	DC	05/28/20	8:00
Location Code:	TIGHE-EVER	Received by:	SW	05/28/20	18:31
Rush Request:	72 Hour	Analyzed by:	see "By" below		
P.O.#:	10948703				

Laboratory Data

SDG ID: GCG03078
Phoenix ID: CG03082

Project ID: ROCKVILLE MGP
Client ID: TRIP BLANK

Parameter	Result	RL/ PQL	Units	Dilution	Date/Time	By	Reference
Volatiles							
1,1,1,2-Tetrachloroethane	ND	1.0	ug/L	1	05/29/20	MH	SW8260C
1,1,1-Trichloroethane	ND	1.0	ug/L	1	05/29/20	MH	SW8260C
1,1,2,2-Tetrachloroethane	ND	0.50	ug/L	1	05/29/20	MH	SW8260C
1,1,2-Trichloroethane	ND	1.0	ug/L	1	05/29/20	MH	SW8260C
1,1-Dichloroethane	ND	1.0	ug/L	1	05/29/20	MH	SW8260C
1,1-Dichloroethene	ND	1.0	ug/L	1	05/29/20	MH	SW8260C
1,1-Dichloropropene	ND	1.0	ug/L	1	05/29/20	MH	SW8260C
1,2,3-Trichlorobenzene	ND	1.0	ug/L	1	05/29/20	MH	SW8260C
1,2,3-Trichloropropane	ND	1.0	ug/L	1	05/29/20	MH	SW8260C
1,2,4-Trichlorobenzene	ND	1.0	ug/L	1	05/29/20	MH	SW8260C
1,2,4-Trimethylbenzene	ND	1.0	ug/L	1	05/29/20	MH	SW8260C
1,2-Dibromo-3-chloropropane	ND	1.0	ug/L	1	05/29/20	MH	SW8260C
1,2-Dibromoethane	ND	1.0	ug/L	1	05/29/20	MH	SW8260C
1,2-Dichlorobenzene	ND	1.0	ug/L	1	05/29/20	MH	SW8260C
1,2-Dichloroethane	ND	0.60	ug/L	1	05/29/20	MH	SW8260C
1,2-Dichloropropane	ND	1.0	ug/L	1	05/29/20	MH	SW8260C
1,3,5-Trimethylbenzene	ND	1.0	ug/L	1	05/29/20	MH	SW8260C
1,3-Dichlorobenzene	ND	1.0	ug/L	1	05/29/20	MH	SW8260C
1,3-Dichloropropane	ND	1.0	ug/L	1	05/29/20	MH	SW8260C
1,4-Dichlorobenzene	ND	1.0	ug/L	1	05/29/20	MH	SW8260C
2,2-Dichloropropane	ND	1.0	ug/L	1	05/29/20	MH	SW8260C
2-Chlorotoluene	ND	1.0	ug/L	1	05/29/20	MH	SW8260C
2-Hexanone	ND	5.0	ug/L	1	05/29/20	MH	SW8260C
2-Isopropyltoluene	ND	1.0	ug/L	1	05/29/20	MH	SW8260C
4-Chlorotoluene	ND	1.0	ug/L	1	05/29/20	MH	SW8260C
4-Methyl-2-pentanone	ND	5.0	ug/L	1	05/29/20	MH	SW8260C

Ver 1

Project ID: ROCKVILLE MGP
Client ID: TRIP BLANK

Phoenix I.D.: CG03082

Parameter	Result	RL/ PQL	Units	Dilution	Date/Time	By	Reference
Acetone	ND	25	ug/L	1	05/29/20	MH	SW8260C
Acrylonitrile	ND	1.0	ug/L	1	05/29/20	MH	SW8260C
Benzene	ND	0.70	ug/L	1	05/29/20	MH	SW8260C
Bromobenzene	ND	1.0	ug/L	1	05/29/20	MH	SW8260C
Bromochloromethane	ND	1.0	ug/L	1	05/29/20	MH	SW8260C
Bromodichloromethane	ND	0.50	ug/L	1	05/29/20	MH	SW8260C
Bromoform	ND	1.0	ug/L	1	05/29/20	MH	SW8260C
Bromomethane	ND	1.0	ug/L	1	05/29/20	MH	SW8260C
Carbon Disulfide	ND	5.0	ug/L	1	05/29/20	MH	SW8260C
Carbon tetrachloride	ND	1.0	ug/L	1	05/29/20	MH	SW8260C
Chlorobenzene	ND	1.0	ug/L	1	05/29/20	MH	SW8260C
Chloroethane	ND	1.0	ug/L	1	05/29/20	MH	SW8260C
Chloroform	ND	1.0	ug/L	1	05/29/20	MH	SW8260C
Chloromethane	ND	1.0	ug/L	1	05/29/20	MH	SW8260C
cis-1,2-Dichloroethene	ND	1.0	ug/L	1	05/29/20	MH	SW8260C
cis-1,3-Dichloropropene	ND	0.40	ug/L	1	05/29/20	MH	SW8260C
Dibromochloromethane	ND	0.50	ug/L	1	05/29/20	MH	SW8260C
Dibromomethane	ND	1.0	ug/L	1	05/29/20	MH	SW8260C
Dichlorodifluoromethane	ND	1.0	ug/L	1	05/29/20	MH	SW8260C
Ethylbenzene	ND	1.0	ug/L	1	05/29/20	MH	SW8260C
Hexachlorobutadiene	ND	0.40	ug/L	1	05/29/20	MH	SW8260C
Isopropylbenzene	ND	1.0	ug/L	1	05/29/20	MH	SW8260C
m&p-Xylene	ND	1.0	ug/L	1	05/29/20	MH	SW8260C
Methyl ethyl ketone	ND	5.0	ug/L	1	05/29/20	MH	SW8260C
Methyl t-butyl ether (MTBE)	ND	1.0	ug/L	1	05/29/20	MH	SW8260C
Methylene chloride	ND	1.0	ug/L	1	05/29/20	MH	SW8260C
Naphthalene	ND	1.0	ug/L	1	05/29/20	MH	SW8260C
n-Butylbenzene	ND	1.0	ug/L	1	05/29/20	MH	SW8260C
n-Propylbenzene	ND	1.0	ug/L	1	05/29/20	MH	SW8260C
o-Xylene	ND	1.0	ug/L	1	05/29/20	MH	SW8260C
p-Isopropyltoluene	ND	1.0	ug/L	1	05/29/20	MH	SW8260C
sec-Butylbenzene	ND	1.0	ug/L	1	05/29/20	MH	SW8260C
Styrene	ND	1.0	ug/L	1	05/29/20	MH	SW8260C
tert-Butylbenzene	ND	1.0	ug/L	1	05/29/20	MH	SW8260C
Tetrachloroethene	ND	1.0	ug/L	1	05/29/20	MH	SW8260C
Tetrahydrofuran (THF)	ND	2.5	ug/L	1	05/29/20	MH	SW8260C
Toluene	ND	1.0	ug/L	1	05/29/20	MH	SW8260C
Total Xylenes	ND	1.0	ug/L	1	05/29/20	MH	SW8260C
trans-1,2-Dichloroethene	ND	1.0	ug/L	1	05/29/20	MH	SW8260C
trans-1,3-Dichloropropene	ND	0.40	ug/L	1	05/29/20	MH	SW8260C
trans-1,4-dichloro-2-butene	ND	5.0	ug/L	1	05/29/20	MH	SW8260C
Trichloroethene	ND	1.0	ug/L	1	05/29/20	MH	SW8260C
Trichlorofluoromethane	ND	1.0	ug/L	1	05/29/20	MH	SW8260C
Trichlorotrifluoroethane	ND	1.0	ug/L	1	05/29/20	MH	SW8260C
Vinyl chloride	ND	1.0	ug/L	1	05/29/20	MH	SW8260C
QA/QC Surrogates							
% 1,2-dichlorobenzene-d4	100		%	1	05/29/20	MH	70 - 130 %
% Bromofluorobenzene	98		%	1	05/29/20	MH	70 - 130 %
% Dibromofluoromethane	100		%	1	05/29/20	MH	70 - 130 %

Ver 1

Project ID: ROCKVILLE MGP
Client ID: TRIP BLANK

Phoenix I.D.: CG03082

Parameter	Result	RL/ PQL	Units	Dilution	Date/Time	By	Reference
% Toluene-d8	97		%	1	05/29/20	MH	70 - 130 %

RL/PQL=Reporting/Practical Quantitation Level ND=Not Detected BRL=Below Reporting Level
QA/QC Surrogates: Surrogates are compounds (preceeded with a %) added by the lab to determine analysis efficiency. Surrogate results(%) listed in the report are not "detected" compounds.

Comments:

TRIP BLANK INCLUDED.

If you are the client above and have any questions concerning this testing, please do not hesitate to contact Phoenix Client Services at ext.200.
The contents of this report cannot be discussed with anyone other than the client listed above without their written consent.



Phyllis Shiller, Laboratory Director
June 02, 2020
Reviewed and Released by: Greg Lawrence, Assistant Lab Director

Environmental Laboratories, Inc.
587 East Middle Turnpike, P.O.Box 370, Manchester, CT 06045
Tel. (860) 645-1102 Fax (860) 645-0823

QA/QC Report

June 02, 2020

QA/QC Data

SDG I.D.: GCG03078

Parameter	Blank	Blk RL	Sample Result	Dup Result	Dup RPD	LCS %	LCSD %	LCS RPD	MS %	MSD %	MS RPD	% Rec Limits	% RPD Limits
QA/QC Batch 531529 (mg/L), QC Sample No: CG02477 (CG03078, CG03079, CG03081)													
Mercury - Water	BRL	0.0002	<0.0005	<0.0002	NC	103			110			80 - 120	20
Comment:													
Additional Mercury criteria: LCS acceptance range for waters is 80-120% and for soils is 70-130%. MS acceptance range is 75-125%.													
QA/QC Batch 531428 (mg/L), QC Sample No: CG01654 (CG03078, CG03079, CG03081)													
ICP Metals - Aqueous													
Antimony	BRL	0.005	<0.005	<0.005	NC	103	105	1.9	105			80 - 120	20
Arsenic	BRL	0.004	<0.004	<0.004	NC	98.5	102	3.5	102			80 - 120	20
Barium	BRL	0.002	0.007	0.007	NC	101	104	2.9	103			80 - 120	20
Beryllium	BRL	0.001	<0.001	<0.001	NC	105	106	0.9	107			80 - 120	20
Cadmium	BRL	0.001	<0.001	<0.001	NC	103	105	1.9	104			80 - 120	20
Chromium	BRL	0.001	<0.001	<0.001	NC	103	107	3.8	106			80 - 120	20
Copper	BRL	0.005	0.009	0.010	NC	99.1	101	1.9	102			80 - 120	20
Lead	BRL	0.002	0.002	0.003	NC	95.7	98.8	3.2	97.7			80 - 120	20
Nickel	BRL	0.001	<0.001	<0.001	NC	99.5	102	2.5	101			80 - 120	20
Selenium	BRL	0.010	<0.010	<0.010	NC	96.6	99.2	2.7	97.6			80 - 120	20
Silver	BRL	0.001	<0.001	<0.001	NC	101	103	2.0	104			80 - 120	20
Vanadium	BRL	0.002	<0.002	<0.002	NC	101	101	0.0	103			80 - 120	20
Zinc	BRL	0.004	0.036	0.036	0	99.2	101	1.8	101			80 - 120	20
Comment:													
Additional Criteria: LCS acceptance range is 80-120% MS acceptance range 75-125%.													
QA/QC Batch 531478 (mg/L), QC Sample No: CG03068 5X (CG03078, CG03079, CG03081)													
ICP MS Metals - Aqueous													
Thallium	BRL	0.0005	<0.0005	<0.0005	NC	107	106	0.9	102			80 - 120	20
Comment:													
Additional Criteria: LCS acceptance range is 80-120% MS acceptance range 75-125%.													

Environmental Laboratories, Inc.
587 East Middle Turnpike, P.O.Box 370, Manchester, CT 06045
Tel. (860) 645-1102 Fax (860) 645-0823

QA/QC Report

June 02, 2020

QA/QC Data

SDG I.D.: GCG03078

Parameter	Blank	Blk RL	Sample Result	Dup Result	Dup RPD	LCS %	LCSD %	LCS RPD	MS %	MSD %	MS RPD	% Rec Limits	% RPD Limits
QA/QC Batch 531640 (mg/L), QC Sample No: CF99954 (CG03078, CG03079, CG03081)													
Total Cyanide	BRL	0.010	<0.010	<0.010	NC	96.7			103			90 - 110	20
Comment:													
Additional: LCS acceptance range is 80-120% for soils MS acceptance range 75-125% for soils													

Environmental Laboratories, Inc.
587 East Middle Turnpike, P.O.Box 370, Manchester, CT 06045
Tel. (860) 645-1102 Fax (860) 645-0823

QA/QC Report

June 02, 2020

QA/QC Data

SDG I.D.: GCG03078

Parameter	Blank	Blk RL	LCS %	LCSD %	LCS RPD	MS %	MSD %	MS RPD	% Rec Limits	% RPD Limits	
QA/QC Batch 531633 (mg/L), QC Sample No: CG03067 (CG03078, CG03079, CG03080, CG03081)											
TPH by GC (Extractable Products) - Ground Water											
Ext. Petroleum H.C. (C9-C36)	ND	0.10	104	106	1.9				60 - 120	30	
% n-Pentacosane	66	%	66	68	3.0				50 - 150	20	
Comment:											
Additional surrogate criteria: LCS acceptance range is 60-120% MS acceptance range 50-150%. The ETPH/DRO LCS has been normalized based on the alkane calibration.											
QA/QC Batch 531632 (ug/L), QC Sample No: CG03078 (CG03078, CG03079, CG03080, CG03081)											
Semivolatiles by SIM, PAH - Ground Water											
2-Methylnaphthalene	ND	0.50	70	57	20.5				30 - 130	20	
Acenaphthene	ND	0.50	68	66	3.0				30 - 130	20	
Acenaphthylene	ND	0.30	65	69	6.0				30 - 130	20	
Anthracene	ND	0.50	72	69	4.3				30 - 130	20	
Benz(a)anthracene	ND	0.02	82	72	13.0				30 - 130	20	
Benzo(a)pyrene	ND	0.02	67	58	14.4				30 - 130	20	
Benzo(b)fluoranthene	ND	0.02	102	78	26.7				30 - 130	20	r
Benzo(ghi)perylene	ND	0.48	79	58	30.7				30 - 130	20	r
Benzo(k)fluoranthene	ND	0.02	69	52	28.1				30 - 130	20	r
Chrysene	ND	0.02	70	60	15.4				30 - 130	20	
Dibenz(a,h)anthracene	ND	0.10	75	55	30.8				30 - 130	20	r
Fluoranthene	ND	0.50	76	70	8.2				30 - 130	20	
Fluorene	ND	0.50	70	67	4.4				30 - 130	20	
Indeno(1,2,3-cd)pyrene	ND	0.02	72	52	32.3				30 - 130	20	r
Naphthalene	ND	0.50	64	54	16.9				30 - 130	20	
Phenanthrene	ND	0.06	67	63	6.2				30 - 130	20	
Pyrene	ND	0.50	78	72	8.0				30 - 130	20	
% 2-Fluorobiphenyl	60	%	62	62	0.0				30 - 130	20	
% Nitrobenzene-d5	53	%	64	61	4.8				30 - 130	20	
% Terphenyl-d14	66	%	67	57	16.1				30 - 130	20	
Comment:											
Additional 8270 criteria:20% of compounds can be outside of acceptance criteria as long as recovery is at least 10%. (Acid surrogates acceptance range for aqueous samples: 15-110%, for soils 30-130%)											
QA/QC Batch 531890 (ug/L), QC Sample No: CG03075 (CG03081)											
Volatiles - Ground Water											
1,1,1,2-Tetrachloroethane	ND	1.0	84	98	15.4				70 - 130	30	
1,1,1-Trichloroethane	ND	1.0	87	97	10.9				70 - 130	30	
1,1,2,2-Tetrachloroethane	ND	0.50	90	109	19.1				70 - 130	30	
1,1,2-Trichloroethane	ND	1.0	82	98	17.8				70 - 130	30	
1,1-Dichloroethane	ND	1.0	91	93	2.2				70 - 130	30	
1,1-Dichloroethene	ND	1.0	90	94	4.3				70 - 130	30	
1,1-Dichloropropene	ND	1.0	79	104	27.3				70 - 130	30	
1,2,3-Trichlorobenzene	ND	1.0	91	111	19.8				70 - 130	30	

QA/QC Data

SDG I.D.: GCG03078

Parameter	Blank	Blk RL	LCS %	LCSD %	LCS RPD	MS %	MSD %	MS RPD	% Rec Limits	% RPD Limits
1,2,3-Trichloropropane	ND	1.0	88	105	17.6				70 - 130	30
1,2,4-Trichlorobenzene	ND	1.0	91	111	19.8				70 - 130	30
1,2,4-Trimethylbenzene	ND	1.0	91	109	18.0				70 - 130	30
1,2-Dibromo-3-chloropropane	ND	1.0	97	115	17.0				70 - 130	30
1,2-Dibromoethane	ND	1.0	89	104	15.5				70 - 130	30
1,2-Dichlorobenzene	ND	1.0	85	101	17.2				70 - 130	30
1,2-Dichloroethane	ND	1.0	77	97	23.0				70 - 130	30
1,2-Dichloropropane	ND	1.0	79	96	19.4				70 - 130	30
1,3,5-Trimethylbenzene	ND	1.0	91	109	18.0				70 - 130	30
1,3-Dichlorobenzene	ND	1.0	87	103	16.8				70 - 130	30
1,3-Dichloropropane	ND	1.0	85	100	16.2				70 - 130	30
1,4-Dichlorobenzene	ND	1.0	86	102	17.0				70 - 130	30
2,2-Dichloropropane	ND	1.0	89	94	5.5				70 - 130	30
2-Chlorotoluene	ND	1.0	89	105	16.5				70 - 130	30
2-Hexanone	ND	5.0	84	105	22.2				70 - 130	30
2-Isopropyltoluene	ND	1.0	90	108	18.2				70 - 130	30
4-Chlorotoluene	ND	1.0	86	103	18.0				70 - 130	30
4-Methyl-2-pentanone	ND	5.0	82	101	20.8				70 - 130	30
Acetone	ND	5.0	95	102	7.1				70 - 130	30
Acrylonitrile	ND	5.0	92	96	4.3				70 - 130	30
Benzene	ND	0.70	74	100	29.9				70 - 130	30
Bromobenzene	ND	1.0	86	102	17.0				70 - 130	30
Bromochloromethane	ND	1.0	89	89	0.0				70 - 130	30
Bromodichloromethane	ND	0.50	81	96	16.9				70 - 130	30
Bromoform	ND	1.0	90	107	17.3				70 - 130	30
Bromomethane	ND	1.0	91	95	4.3				70 - 130	30
Carbon Disulfide	ND	1.0	94	94	0.0				70 - 130	30
Carbon tetrachloride	ND	1.0	91	95	4.3				70 - 130	30
Chlorobenzene	ND	1.0	85	99	15.2				70 - 130	30
Chloroethane	ND	1.0	88	91	3.4				70 - 130	30
Chloroform	ND	1.0	86	90	4.5				70 - 130	30
Chloromethane	ND	1.0	91	97	6.4				70 - 130	30
cis-1,2-Dichloroethene	ND	1.0	89	92	3.3				70 - 130	30
cis-1,3-Dichloropropene	ND	0.40	81	97	18.0				70 - 130	30
Dibromochloromethane	ND	0.50	88	104	16.7				70 - 130	30
Dibromomethane	ND	1.0	81	99	20.0				70 - 130	30
Dichlorodifluoromethane	ND	1.0	103	108	4.7				70 - 130	30
Ethylbenzene	ND	1.0	87	104	17.8				70 - 130	30
Hexachlorobutadiene	ND	0.40	91	107	16.2				70 - 130	30
Isopropylbenzene	ND	1.0	90	109	19.1				70 - 130	30
m&p-Xylene	ND	1.0	89	105	16.5				70 - 130	30
Methyl ethyl ketone	ND	5.0	88	111	23.1				70 - 130	30
Methyl t-butyl ether (MTBE)	ND	1.0	94	98	4.2				70 - 130	30
Methylene chloride	ND	1.0	88	89	1.1				70 - 130	30
Naphthalene	ND	1.0	99	124	22.4				70 - 130	30
n-Butylbenzene	ND	1.0	93	109	15.8				70 - 130	30
n-Propylbenzene	ND	1.0	88	106	18.6				70 - 130	30
o-Xylene	ND	1.0	90	106	16.3				70 - 130	30
p-Isopropyltoluene	ND	1.0	94	112	17.5				70 - 130	30
sec-Butylbenzene	ND	1.0	97	115	17.0				70 - 130	30
Styrene	ND	1.0	91	105	14.3				70 - 130	30
tert-Butylbenzene	ND	1.0	93	110	16.7				70 - 130	30
Tetrachloroethene	ND	1.0	82	100	19.8				70 - 130	30

QA/QC Data

SDG I.D.: GCG03078

Parameter	Blank	Blk RL	LCS %	LCSD %	LCS RPD	MS %	MSD %	MS RPD	% Rec Limits	% RPD Limits
Tetrahydrofuran (THF)	ND	2.5	91	102	11.4				70 - 130	30
Toluene	ND	1.0	85	101	17.2				70 - 130	30
trans-1,2-Dichloroethene	ND	1.0	93	95	2.1				70 - 130	30
trans-1,3-Dichloropropene	ND	0.40	82	99	18.8				70 - 130	30
trans-1,4-dichloro-2-butene	ND	5.0	95	117	20.8				70 - 130	30
Trichloroethene	ND	1.0	82	98	17.8				70 - 130	30
Trichlorofluoromethane	ND	1.0	86	89	3.4				70 - 130	30
Trichlorotrifluoroethane	ND	1.0	87	88	1.1				70 - 130	30
Vinyl chloride	ND	1.0	98	102	4.0				70 - 130	30
% 1,2-dichlorobenzene-d4	101	%	100	100	0.0				70 - 130	30
% Bromofluorobenzene	94	%	100	98	2.0				70 - 130	30
% Dibromofluoromethane	99	%	111	101	9.4				70 - 130	30
% Toluene-d8	98	%	98	99	1.0				70 - 130	30

Comment:

A LCS and LCS Duplicate were performed instead of a matrix spike and matrix spike duplicate.

Additional 8260 criteria: 10% of LCS/LCSD compounds can be outside of acceptance criteria as long as recovery is 40-160%, 25-160% for Chloroethane-HL and Trichlorofluoromethane-HL.

QA/QC Batch 531759 (ug/L), QC Sample No: CG03082 (CG03078, CG03079, CG03082)

Volatiles - Ground Water

1,1,1,2-Tetrachloroethane	ND	1.0	99	101	2.0				70 - 130	30
1,1,1-Trichloroethane	ND	1.0	97	97	0.0				70 - 130	30
1,1,2,2-Tetrachloroethane	ND	0.50	103	108	4.7				70 - 130	30
1,1,2-Trichloroethane	ND	1.0	94	99	5.2				70 - 130	30
1,1-Dichloroethane	ND	1.0	98	98	0.0				70 - 130	30
1,1-Dichloroethene	ND	1.0	95	93	2.1				70 - 130	30
1,1-Dichloropropene	ND	1.0	96	97	1.0				70 - 130	30
1,2,3-Trichlorobenzene	ND	1.0	99	105	5.9				70 - 130	30
1,2,3-Trichloropropane	ND	1.0	98	105	6.9				70 - 130	30
1,2,4-Trichlorobenzene	ND	1.0	102	104	1.9				70 - 130	30
1,2,4-Trimethylbenzene	ND	1.0	101	105	3.9				70 - 130	30
1,2-Dibromo-3-chloropropane	ND	1.0	103	110	6.6				70 - 130	30
1,2-Dibromoethane	ND	1.0	98	103	5.0				70 - 130	30
1,2-Dichlorobenzene	ND	1.0	98	100	2.0				70 - 130	30
1,2-Dichloroethane	ND	1.0	93	95	2.1				70 - 130	30
1,2-Dichloropropane	ND	1.0	99	100	1.0				70 - 130	30
1,3,5-Trimethylbenzene	ND	1.0	103	104	1.0				70 - 130	30
1,3-Dichlorobenzene	ND	1.0	100	103	3.0				70 - 130	30
1,3-Dichloropropane	ND	1.0	98	100	2.0				70 - 130	30
1,4-Dichlorobenzene	ND	1.0	99	102	3.0				70 - 130	30
2,2-Dichloropropane	ND	1.0	101	101	0.0				70 - 130	30
2-Chlorotoluene	ND	1.0	101	103	2.0				70 - 130	30
2-Hexanone	ND	5.0	86	94	8.9				70 - 130	30
2-Isopropyltoluene	ND	1.0	101	102	1.0				70 - 130	30
4-Chlorotoluene	ND	1.0	97	100	3.0				70 - 130	30
4-Methyl-2-pentanone	ND	5.0	90	93	3.3				70 - 130	30
Acetone	ND	5.0	83	85	2.4				70 - 130	30
Acrylonitrile	ND	5.0	95	96	1.0				70 - 130	30
Benzene	ND	0.70	102	103	1.0				70 - 130	30
Bromobenzene	ND	1.0	100	103	3.0				70 - 130	30
Bromochloromethane	ND	1.0	100	102	2.0				70 - 130	30
Bromodichloromethane	ND	0.50	100	100	0.0				70 - 130	30
Bromoform	ND	1.0	97	100	3.0				70 - 130	30

QA/QC Data

SDG I.D.: GCG03078

Parameter	Blank	Blk RL	LCS %	LCSD %	LCS RPD	MS %	MSD %	MS RPD	% Rec Limits	% RPD Limits
Bromomethane	ND	1.0	87	95	8.8				70 - 130	30
Carbon Disulfide	ND	1.0	88	87	1.1				70 - 130	30
Carbon tetrachloride	ND	1.0	100	101	1.0				70 - 130	30
Chlorobenzene	ND	1.0	100	101	1.0				70 - 130	30
Chloroethane	ND	1.0	96	95	1.0				70 - 130	30
Chloroform	ND	1.0	96	101	5.1				70 - 130	30
Chloromethane	ND	1.0	89	90	1.1				70 - 130	30
cis-1,2-Dichloroethene	ND	1.0	101	101	0.0				70 - 130	30
cis-1,3-Dichloropropene	ND	0.40	97	99	2.0				70 - 130	30
Dibromochloromethane	ND	0.50	101	106	4.8				70 - 130	30
Dibromomethane	ND	1.0	97	101	4.0				70 - 130	30
Dichlorodifluoromethane	ND	1.0	93	93	0.0				70 - 130	30
Ethylbenzene	ND	1.0	102	103	1.0				70 - 130	30
Hexachlorobutadiene	ND	0.40	108	106	1.9				70 - 130	30
Isopropylbenzene	ND	1.0	102	105	2.9				70 - 130	30
m&p-Xylene	ND	1.0	99	101	2.0				70 - 130	30
Methyl ethyl ketone	ND	5.0	91	94	3.2				70 - 130	30
Methyl t-butyl ether (MTBE)	ND	1.0	92	95	3.2				70 - 130	30
Methylene chloride	ND	1.0	89	93	4.4				70 - 130	30
Naphthalene	ND	1.0	102	108	5.7				70 - 130	30
n-Butylbenzene	ND	1.0	106	106	0.0				70 - 130	30
n-Propylbenzene	ND	1.0	103	104	1.0				70 - 130	30
o-Xylene	ND	1.0	101	101	0.0				70 - 130	30
p-Isopropyltoluene	ND	1.0	106	108	1.9				70 - 130	30
sec-Butylbenzene	ND	1.0	109	111	1.8				70 - 130	30
Styrene	ND	1.0	101	103	2.0				70 - 130	30
tert-Butylbenzene	ND	1.0	101	105	3.9				70 - 130	30
Tetrachloroethene	ND	1.0	96	96	0.0				70 - 130	30
Tetrahydrofuran (THF)	ND	2.5	93	95	2.1				70 - 130	30
Toluene	ND	1.0	102	103	1.0				70 - 130	30
trans-1,2-Dichloroethene	ND	1.0	95	95	0.0				70 - 130	30
trans-1,3-Dichloropropene	ND	0.40	97	100	3.0				70 - 130	30
trans-1,4-dichloro-2-butene	ND	5.0	105	109	3.7				70 - 130	30
Trichloroethene	ND	1.0	97	97	0.0				70 - 130	30
Trichlorofluoromethane	ND	1.0	92	92	0.0				70 - 130	30
Trichlorotrifluoroethane	ND	1.0	96	95	1.0				70 - 130	30
Vinyl chloride	ND	1.0	98	98	0.0				70 - 130	30
% 1,2-dichlorobenzene-d4	97	%	100	102	2.0				70 - 130	30
% Bromofluorobenzene	98	%	100	100	0.0				70 - 130	30
% Dibromofluoromethane	100	%	102	94	8.2				70 - 130	30
% Toluene-d8	98	%	99	100	1.0				70 - 130	30

Comment:

A LCS and LCS Duplicate were performed instead of a matrix spike and matrix spike duplicate.

Additional 8260 criteria: 10% of LCS/LCSD compounds can be outside of acceptance criteria as long as recovery is 40-160%, 25-160% for Chloroethane-HL and Trichlorofluoromethane-HL.

r = This parameter is outside laboratory RPD specified recovery limits.

QA/QC Data

SDG I.D.: GCG03078

Parameter	Blank	Blk RL	LCS %	LCSD %	LCS RPD	MS %	MSD %	MS RPD	% Rec Limits	% RPD Limits

If there are any questions regarding this data, please call Phoenix Client Services at extension 200.

RPD - Relative Percent Difference
LCS - Laboratory Control Sample
LCSD - Laboratory Control Sample Duplicate
MS - Matrix Spike
MS Dup - Matrix Spike Duplicate
NC - No Criteria
Intf - Interference

Phyllis Shiller, Laboratory Director
June 02, 2020

Tuesday, June 02, 2020

Criteria: CT: RV, SWP

State: CT

Sample Criteria Exceedances Report

GCG03078 - TIGHE-EVER

SampNo	Acode	Phoenix Analyte	Criteria	Result	RL	Criteria	RL Criteria	Analysis Units

*** No Data to Display ***

Phoenix Laboratories does not assume responsibility for the data contained in this exceedance report. It is provided as an additional tool to identify requested criteria exceedences. All efforts are made to ensure the accuracy of the data (obtained from appropriate agencies). A lack of exceedence information does not necessarily suggest conformance to the criteria. It is ultimately the site professional's responsibility to determine appropriate compliance.

REASONABLE CONFIDENCE PROTOCOL
LABORATORY ANALYSIS QA/QC CERTIFICATION FORM

Laboratory Name: Phoenix Environmental Labs, Inc. ***Client:*** Tighe & Bond

Project Location: ROCKVILLE MGP ***Project Number:***

Laboratory Sample ID(s): CG03078-CG03082 ***Sampling Date(s):*** 5/28/2020

List RCP Methods Used (e.g., 8260, 8270, et cetera) 6010, 7470/7471, 8260, 8270, ETPH

1	**For each analytical method referenced in this laboratory report package, were all specified QA/QC performance criteria followed, including the requirement to explain any criteria falling outside of acceptable guidelines, as specified in the CT DEP method-specific Reasonable Confidence Protocol documents?**	☑ Yes ☐ No
1A	**Were the method specified preservation and holding time requirements met?**	☑ Yes ☐ No
1B	***VPH and EPH methods only:*** **Was the VPH or EPH method conducted without significant modifications (see section 11.3 of respective RCP methods)**	☐ Yes ☐ No ☑ NA
2	**Were all samples received by the laboratory in a condition consistent with that described on the associated Chain-of-Custody document(s)?**	☑ Yes ☐ No
3	**Were samples received at an appropriate temperature (< 6 Degrees C)?**	☑ Yes ☐ No ☐ NA
4	**Were all QA/QC performance criteria specified in the Reasonable Confidence Protocol documents acheived? See Section: SVOASIM Narration.**	☐ Yes ☑ No
5	**a) Were reporting limits specified or referenced on the chain-of-custody?** **b) Were these reporting limits met?**	☑ Yes ☐ No ☑ Yes ☐ No
6	**For each analytical method referenced in this laboratory report package, were results reported for all constituents identified in the method-specific analyte lists presented in the Reasonable Confidence Protocol documents?**	☐ Yes ☑ No
7	**Are project-specific matrix spikes and laboratory duplicates included in the data set?**	☐ Yes ☑ No

Notes: For all questions to which the response was "No" (with the exception of question #7), additional information must be provided in an attached narrative. If the answer to question #1, #1A or 1B is "No", the data package does not meet the requirements for "Reasonable Confidence". This form may not be altered and all questions must be answered.

I, the undersigned, attest under the pains and penalties of perjury that, to the best of my knowledge and belief and based upon my personal inquiry of those responsible for providing the information contained in this analytical report, such information is accurate and complete.

Authorized Signature: _____ **Position:** Assistant Lab Director

Printed Name: Greg Lawrence **Date:** Tuesday, June 02, 2020

Name of Laboratory Phoenix Environmental Labs, Inc.

This certification form is to be used for RCP methods only.

CTDEP RCP Laboratory Analysis QA/QC Certification Form - November 2007
Laboratory Quality Assurance and Quality Control Guidance Reasonable Confidence Protocols

Environmental Laboratories, Inc.
587 East Middle Turnpike, P.O.Box 370, Manchester, CT 06045
Tel. (860) 645-1102 Fax (860) 645-0823

NY # 11301

RCP Certification Report

June 02, 2020

SDG I.D.: GCG03078

SDG Comments

CG03078 - The client requested a short list for 8270 RCP Semivolatile.

CG03079 - The client requested a short list for 8270 RCP Semivolatile.

CG03080 - The client requested a short list for 8270 RCP Semivolatile.

CG03081 - The client requested a short list for 8270 RCP Semivolatile.

Cyanide Narration

Were all QA/QC performance criteria specified in the Reasonable Confidence Protocol documents achieved? Yes.

Instrument:

LACHAT 06/01/20-1 Dustin Harrison, Greg Danielewski, Chemist 06/01/20

CG03078 , CG03079 , CG03081

The samples were distilled in accordance with the method.
The initial calibration met criteria.

The calibration check standards (ICV,CCV) were within 15% of true value and were analyzed at a frequencey of one per ten samples.
The continuing calibration blanks (ICB,CCB) had concentrations less than the reporting level.

The method blank, laboratory control sample (LCS), and matrix spike were distilled with the samples.

QC (Batch Specific):

Batch 531640 (CF99954)

CG03078, CG03079, CG03081

All LCS recoveries were within 90 - 110 with the following exceptions: None.
Additional: LCS acceptance range is 80-120% for soils MS acceptance range 75-125% for soils

ETPH Narration

Were all QA/QC performance criteria specified in the Reasonable Confidence Protocol documents achieved? Yes.

Instrument:

AU-XL1 06/01/20-1 Jeff Bucko, Chemist 06/01/20

CG03078 (1X), CG03079 (1X), CG03080 (1X), CG03081 (1X)

The initial calibration (ETPH420I) RSD for the compound list was less than 30% except for the following compounds: None.
As per section 7.2.3, a discrimination check standard was run (601A003) and contained the following outliers: None.
The continuing calibration %D for the compound list was less than 30% except for the following compounds:None.

QC (Batch Specific):

Batch 531633 (CG03067)

CG03078, CG03079, CG03080, CG03081

All LCS recoveries were within 60 - 120 with the following exceptions: None.
All LCSD recoveries were within 60 - 120 with the following exceptions: None.

Environmental Laboratories, Inc.
587 East Middle Turnpike, P.O.Box 370, Manchester, CT 06045
Tel. (860) 645-1102 Fax (860) 645-0823

ACCREDITED IN ACCORDANCE WITH nelac NY # 11301

RCP Certification Report

June 02, 2020

SDG I.D.: GCG03078

ETPH Narration

All LCS/LCSD RPDs were less than 30% with the following exceptions: None.
Additional surrogate criteria: LCS acceptance range is 60-120% MS acceptance range 50-150%. The ETPH/DRO LCS has been normalized based on the alkane calibration.

Mercury Narration

Were all QA/QC performance criteria specified in the analytical method achieved? Yes.

Instrument:

MERLIN 05/29/20 07:27 Rick Schweitzer, Chemist 05/29/20

CG03078, CG03079, CG03081

The method preparation blank, ICB, and CCBs contain all of the acids and reagents as the samples.
The initial calibration met all criteria including a standard run at or below the reporting level.
All calibration verification standards (ICV, CCV) met criteria.
All calibration blank verification standards (ICB, CCB) met criteria.
The matrix spike sample is used to identify spectral interference for each batch of samples, if within 85-115%, no interference is observed and no further action is taken.
The following Initial Calibration Verification (ICV) compounds did not meet criteria: None.
The following Continuing Calibration Verification (CCV) compounds did not meet criteria: None.

QC (Batch Specific):

Batch 531529 (CG02477)

CG03078, CG03079, CG03081

All LCS recoveries were within 80 - 120 with the following exceptions: None.
Additional Mercury criteria: LCS acceptance range for waters is 80-120% and for soils is 70-130%. MS acceptance range is 75-125%.

ICP Metals Narration

Were all QA/QC performance criteria specified in the analytical method achieved? Yes.

Instrument:

BLUE 05/29/20 07:44 Cindy Pearce, Tina Hall, Chemist 05/29/20

CG03078, CG03079, CG03081

The initial calibration met criteria.
The continuing calibration standards met criteria for all the elements reported. The linear range is defined daily by the calibration range.
The continuing calibration blanks were less than the reporting level for the elements reported.
The ICSA and ICSAB were analyzed at the beginning and end of the run and were within criteria.The linear range is defined daily by the calibration range.
The following Initial Calibration Verification (ICV) compounds did not meet criteria: None.
The following Continuing Calibration Verification (CCV) compounds did not meet criteria: None.
The following ICP Interference Check (ICSAB) compounds did not meet criteria: None.

QC (Batch Specific):

Batch 531428 (CG01654)

Environmental Laboratories, Inc.
587 East Middle Turnpike, P.O.Box 370, Manchester, CT 06045
Tel. (860) 645-1102 Fax (860) 645-0823

ACCREDITED IN ACCORDANCE WITH nelac NY # 11301

Certification Report

June 02, 2020

SDG I.D.: GCG03078

ICP Metals Narration

CG03078, CG03079, CG03081

All LCS recoveries were within 80 - 120 with the following exceptions: None.
All LCSD recoveries were within 80 - 120 with the following exceptions: None.
All LCS/LCSD RPDs were less than 20% with the following exceptions: None.
Additional Criteria: LCS acceptance range is 80-120% MS acceptance range 75-125%.

ICPMS Metals Narration

Were all QA/QC performance criteria specified in the analytical method achieved? Yes.

Instrument:

ICPMS 05/29/20 09:12 Mike Hornak, Chemist 05/29/20

CG03078, CG03079, CG03081

The linear range is defined daily by the calibration range.
The following Initial Calibration Verification (ICV) compounds did not meet criteria: None.
The following Continuing Calibration Verification (CCV) compounds did not meet criteria: None.
The following samples did not meet internal standard criteria: None.

QC (Batch Specific):

Batch 531478 (CG03068)

CG03078, CG03079, CG03081

All LCS recoveries were within 80 - 120 with the following exceptions: None.
All LCSD recoveries were within 80 - 120 with the following exceptions: None.
All LCS/LCSD RPDs were less than 20% with the following exceptions: None.
Additional Criteria: LCS acceptance range is 80-120% MS acceptance range 75-125%.

SVOASIM Narration

Were all QA/QC performance criteria specified in the Reasonable Confidence Protocol documents achieved? No.

QC Batch 531632 (Samples: CG03078, CG03079, CG03080, CG03081): -----

The LCS/LCSD RPD exceeds the method criteria for one or more analytes, but these analytes were not reported in the sample(s) so no variability is suspected. (Benzo(b)fluoranthene, Benzo(ghi)perylene, Benzo(k)fluoranthene, Dibenz(a,h)anthracene, Indeno(1,2,3-cd)pyrene)

Instrument:

CHEM25 06/01/20-1 Wes Bryon, Chemist 06/01/20

CG03078 (1X), CG03079 (1X), CG03080 (1X), CG03081 (1X)

For 8270 BN list, benzidine peak tailing was evaluated in the DFTPP tune and was found to be in control.

Initial Calibration Evaluation (CHEM25/25_SIM18_0528):
100% of target compounds met criteria.
The following compounds had %RSDs >20%: None.
The following compounds did not meet recommended response factors: None.
The following compounds did not meet a minimum response factors: None.

Environmental Laboratories, Inc.
587 East Middle Turnpike, P.O.Box 370, Manchester, CT 06045
Tel. (860) 645-1102 Fax (860) 645-0823

RCP Certification Report

June 02, 2020

SDG I.D.: GCG03078

SVOASIM Narration

Continuing Calibration Verification (CHEM25/0601_03-25_SIM18_0528):
Internal standard areas were within 50 to 200% of the initial calibration with the following exceptions: None.
100% of target compounds met criteria.
The following compounds did not meet % deviation criteria: None.
The following compounds did not meet maximum % deviations: None.
The following compounds did not meet recommended response factors: None.
The following compounds did not meet minimum response factors: None.

QC (Batch Specific):

Batch 531632 (CG03078)

CG03078, CG03079, CG03080, CG03081

All LCS recoveries were within 30 - 130 with the following exceptions: None.
All LCSD recoveries were within 30 - 130 with the following exceptions: None.
All LCS/LCSD RPDs were less than 20% with the following exceptions: Benzo(b)fluoranthene(26.7%), Benzo(ghi)perylene(30.7%), Benzo(k)fluoranthene(28.1%), Dibenz(a,h)anthracene(30.8%), Indeno(1,2,3-cd)pyrene(32.3%)
Additional 8270 criteria:20% of compounds can be outside of acceptance criteria as long as recovery is at least 10%. (Acid surrogates acceptance range for aqueous samples: 15-110%, for soils 30-130%)

VOA Narration

Were all QA/QC performance criteria specified in the Reasonable Confidence Protocol documents achieved? Yes.

Instrument:

CHEM02 05/29/20-2 Michael Hahn, Chemist 05/29/20

CG03078 (1X), CG03079 (1X), CG03082 (1X)

Chem02 is a 25ml purge instrument. The laboratory minimum response factor is set at 0.01 instead of 0.05 for the 25ml purge instruments.
EPA method 8260D Table 4 supports this approach.

Initial Calibration Evaluation (CHEM02/VT-P052820):
99% of target compounds met criteria.
The following compounds had %RSDs >20%: Bromomethane 36% (20%)
The following compounds did not meet Table 4 recommended minimum response factors: None.
The following compounds did not meet the minimum response factor of 0.05: None.

Continuing Calibration Verification (CHEM02/0529_30-VT-P052820):
Internal standard areas were within 50 to 200% of the initial calibration with the following exceptions: None.
100% of target compounds met criteria.
The following compounds did not meet % deviation criteria: None.
The following compounds did not meet maximum % deviations: None.
The following compounds did not meet Table 4 recommended minimum response factors: None.

CHEM23 06/01/20-1 Michael Hahn, Chemist 06/01/20

CG03081 (1X)

Initial Calibration Evaluation (CHEM23/VOA23_052920P):
99% of target compounds met criteria.
The following compounds had %RSDs >20%: Bromomethane 25% (20%)
The following compounds did not meet Table 4 recommended minimum response factors: None.

Environmental Laboratories, Inc.
587 East Middle Turnpike, P.O.Box 370, Manchester, CT 06045
Tel. (860) 645-1102 Fax (860) 645-0823

RCP Certification Report

June 02, 2020

SDG I.D.: GCG03078

VOA Narration

The following compounds did not meet the minimum response factor of 0.05: None.

Continuing Calibration Verification (CHEM23/0601_03-VOA23_052920P):
Internal standard areas were within 50 to 200% of the initial calibration with the following exceptions: None.
100% of target compounds met criteria.
The following compounds did not meet % deviation criteria: None.
The following compounds did not meet maximum % deviations: None.
The following compounds did not meet Table 4 recommended minimum response factors: None.

QC (Batch Specific):

Batch 531759 (CG03082) CHEM02 5/29/2020-2

CG03078(1X), CG03079(1X), CG03082(1X)

All LCS recoveries were within 70 - 130 with the following exceptions: None.
All LCSD recoveries were within 70 - 130 with the following exceptions: None.
All LCS/LCSD RPDs were less than 30% with the following exceptions: None.
A LCS and LCS Duplicate were performed instead of a matrix spike and matrix spike duplicate.
Additional 8260 criteria: 10% of LCS/LCSD compounds can be outside of acceptance criteria as long as recovery is 40-160%, 25-160% for Chloroethane-HL and Trichlorofluoromethane-HL.

Batch 531890 (CG03075) CHEM23 6/1/2020-1

CG03081(1X)

All LCS recoveries were within 70 - 130 with the following exceptions: None.
All LCSD recoveries were within 70 - 130 with the following exceptions: None.
All LCS/LCSD RPDs were less than 30% with the following exceptions: None.
A LCS and LCS Duplicate were performed instead of a matrix spike and matrix spike duplicate.
Additional 8260 criteria: 10% of LCS/LCSD compounds can be outside of acceptance criteria as long as recovery is 40-160%, 25-160% for Chloroethane-HL and Trichlorofluoromethane-HL.

Temperature Narration

The samples were received at 1.8C with cooling initiated.
(Note acceptance criteria for relevant matrices is above freezing up to 6°C)

Cooler: Yes [X] No [ ]
Coolant: IPK [ ] ICE [X] No [ ]

PHOENIX
Environmental Laboratories, Inc.

CHAIN OF CUSTODY RECORD

587 East Middle Turnpike, P.O. Box 370, Manchester, CT 06040
Email: info@phoenixlabs.com Fax (860) 645-0823
Client Services (860) 645-8726

Temp 1.8 °C Pg 1 of 1

Data Delivery/Contact Options:
[ ] Fax:
[ ] Phone:
[X] Email: DrewB@Eversource.com LEwilley@tighebond.com

Customer: Tighe & Bond Inc.
Address: 213 Court Street Middleton, CT 06457, Suite 11C

Project: Rockville MGP Eversource Project P.O: CW2363968
Report to: Lynn Willey / Drew Blicharz
Invoice to: Eversource Energy
QUOTE # EV022520BA

~~This section MUST be~~ completed with Bottle Quantities.

Sampler's Signature: [signature] Date: 5/28/20

Matrix Code:
DW=Drinking Water **GW**=Ground Water **SW**=Surface Water **WW**=Waste Water
RW=Raw Water **SE**=Sediment **SL**=Sludge **S**=Soil **SD**=Solid **W**=Wipe **OIL**=Oil
B=Bulk **L**=Liquid **X** = _____(Other)

PHOENIX USE ONLY SAMPLE #	Customer Sample Identification	Sample Matrix	Date Sampled	Time Sampled	Analysis Request: ETPH	PAHs	VOCs	TCN	RSR Metals	GL Amber 8 oz. w/H3PO4	Soil VOA Vials [ ] methanol [ ] H2O	GL Soil container ( ) oz	GL Soil container ( ) oz	40 ml VOA Vial [ ] As is [X] HCl	GL Amber 1000ml [ ] As is [ ] H2SO4	PL As is [ ] 250ml [ ] 500ml [ ] 1000ml	PL H2SO4 [ ] 250ml [ ] 500ml	PL HNO3 250ml	PL NaOH 250ml	Bacteria Bottle w/thio	Bacteria Bottle as is
03078	MW-37D	GW	5/28/20	1046	X	X	X	X	X				3	3			1	1			
03079	MW-37BR			1401	X	X	X	X	X				3	3			1	1			
03080	MW-65			1546	X	X								3							
03081	Dup-1			1047	X	X	X	X	X				3	3			1	1			
03082	Trip Blank	W		0800			X						2								

Relinquished by:	Accepted by:	Date:	Time:
DSC	[signature]	5/28/20	1831

Comments, Special Requirements or Regulations:

Turnaround Time:
[ ] 1 Day*
[ ] 2 Days*
[X] 3 Days*
[X] Standard
[ ] Other
* SURCHARGE APPLIES

RI
[ ] (Residential) Direct Exposure
[ ] (Comm/Industrial) Direct Exposure
[ ] GA Leachability
[ ] GB Leachability
[ ] GA-GW Objectives
[ ] GB-GW Objectives

CT
[X] RCP Cert
[X] GW Protection
[X] SW Protection
[ ] GA Mobility
[ ] GB Mobility
[ ] Residential DEC
[ ] I/C DEC
[X] Other RESVC

MA
[ ] MCP Certification
[ ] GW-1 [ ] MWRA eSMART
[ ] GW-2
[ ] GW-3
[ ] S-1 GW-1 [ ] S-1 GW-2 [ ] S-1 GW-3
[ ] S-2 GW-1 [ ] S-2 GW-2 [ ] S-2 GW-3
[ ] S-3 GW-1 [ ] S-3 GW-2 [ ] S-3 GW-3
[ ] SW Protection

State where samples were collected: CT

Data Format
[X] Excel
[X] PDF
[ ] GIS/Key
[ ] EQuIS
[X] Other Geotech

Data Package
[ ] Tier II Checklist
[ ] Full Data Package*
[X] Phoenix Std Report
[ ] Other
* SURCHARGE APPLIES

Sarah Bell

From: Lynn E. Willey <LEWilley@tighebond.com>
Sent: Thursday, May 28, 2020 9:22 PM
To: Client Services; Sarah Bell
Subject: RE: Phoenix Labs - GCG03078, ROCKVILLE MGP - COC Acknowledgement

Hi Sarah:

I hope that you are well.

I do not need GWPC-GA just Res VC and SWPC.

MW-65 should be MW-6S

This is an Eversource direct bill project. Please let me know if you need any more information.

Thank you.

Lynn E. Willey, P.G., LEP | Senior Environmental Scientist
Tighe & Bond | 213 Court Street Suite 1100 | Middletown, CT 06457
| 860.852.5214 | 860-729-7502 (cell)
www.tighebond.com | Follow us on: Twitter Facebook LinkedIn

From: clientservices@phoenixlabs.com <clientservices@phoenixlabs.com>
Sent: Thursday, May 28, 2020 9:07 PM
To: Lynn E. Willey <LEWilley@tighebond.com>
Subject: Phoenix Labs - GCG03078, ROCKVILLE MGP - COC Acknowledgement

[Caution - External Sender]

Lynn,

Please email client services only if you have a Price Quote# for this SDG, a Quote# was not listed on the COC.

Purchase Order#:10948703

The Connecticut Light and Power Company
d/b/a Eversource Energy
Docket No. 26-05-10
Date Issued September 29, 2026
RSR-032 Attachment 9
Page 562 of 897

GCG03078 Criteria:
GROUND WATER(4): CT GWP (GA GW Protection), CT RV (Res GW Volatilization Criteria), CT SWP (SW Protection)
WATER(1): CT GWP (GA GW Protection), CT RV (Res GW Volatilization Criteria), CT SWP (SW Protection)

Please email client services only if you require criteria different than what is listed.

Delivery group GCG03078 (ROCKVILLE MGP) has been logged in for the following samples:

Phoenix Id	Client Id
CG03078	MW-37D
CG03079	MW-37BR
CG03080	MW-65
CG03081	DUP-1
CG03082	TRIP BLANK

The samples were received at 1.8C with cooling initiated. (Note acceptance criteria for relevant matrices is above freezing up to 6°C)

If there are any questions regarding this submittal, please call Phoenix Client Services at extension 200.

Phoenix Environmental Laboratories, Inc.
587 East Middle Turnpike
P.O. Box 370
Manchester, CT 06374
Tel. (860) 645-1102
Fax. (860) 645-0823
www.phoenixlabs.com

Please do not reply to this email.
cc'd:lewilley@tighebond.com;dean.bebis@eversource.com;drew.blicharz@eversource.com

PHOENIX
Environmental Laboratories, Inc.

Friday, June 12, 2020

Attn: Mr. Lynn Willey
Tighe & Bond
213 Court St, Suite 1100
Middletown, CT 06457

Project ID: ROCKVILLE MGP EVERSOURCE
SDG ID: GCG08833
Sample ID#s: CG08833 - CG08837

This laboratory is in compliance with the NELAC requirements of procedures used except where indicated.

This report contains results for the parameters tested, under the sampling conditions described on the Chain Of Custody, as received by the laboratory. This report is incomplete unless all pages indicated in the pagination at the bottom of the page are included.

A scanned version of the COC form accompanies the analytical report and is an exact duplicate of the original.

If you are the client above and have any questions concerning this testing, please do not hesitate to contact Phoenix Client Services at ext.200. The contents of this report cannot be discussed with anyone other than the client listed above without their written consent.

Sincerely yours,

Phyllis Shiller
Laboratory Director

NELAC - #NY11301
CT Lab Registration #PH-0618
MA Lab Registration #M-CT007
ME Lab Registration #CT-007
NH Lab Registration #213693-A,B
NJ Lab Registration #CT-003
NY Lab Registration #11301
PA Lab Registration #68-03530
RI Lab Registration #63
UT Lab Registration #CT00007
VT Lab Registration #VT11301

Environmental Laboratories, Inc.
587 East Middle Turnpike, P.O.Box 370, Manchester, CT 06045
Tel. (860) 645-1102 Fax (860) 645-0823

Sample Id Cross Reference

June 12, 2020

SDG I.D.: GCG08833

Project ID: ROCKVILLE MGP EVERSOURCE

Client Id	Lab Id	Matrix
MW-26S	CG08833	GROUND WATER
MW-26D	CG08834	GROUND WATER
MW-26BR	CG08835	GROUND WATER
MW-29S	CG08836	GROUND WATER
TRIP BLANK	CG08837	WATER

Environmental Laboratories, Inc.
587 East Middle Turnpike, P.O.Box 370, Manchester, CT 06045
Tel. (860) 645-1102 Fax (860) 645-0823

Analysis Report

June 12, 2020

FOR: Attn: Mr. Lynn Willey
Tighe & Bond
213 Court St, Suite 1100
Middletown, CT 06457

Sample Information		Custody Information		Date	Time
Matrix:	GROUND WATER	Collected by:		06/08/20	13:30
Location Code:	TIGHE-EVER	Received by:	LB	06/08/20	16:10
Rush Request:	72 Hour	Analyzed by:	see "By" below		
P.O.#:	10948703				

Laboratory Data

SDG ID: GCG08833
Phoenix ID: CG08833

Project ID: ROCKVILLE MGP EVERSOURCE
Client ID: MW-26S

Parameter	Result	RL/ PQL	Units	Dilution	Date/Time	By	Reference
Silver	< 0.001	0.001	mg/L	1	06/09/20	CPP	SW6010D
Arsenic	< 0.004	0.004	mg/L	1	06/09/20	CPP	SW6010D
Barium	0.044	0.002	mg/L	1	06/09/20	CPP	SW6010D
Cadmium	< 0.001	0.001	mg/L	1	06/09/20	CPP	SW6010D
Chromium	< 0.001	0.001	mg/L	1	06/09/20	CPP	SW6010D
Mercury	< 0.0002	0.0002	mg/L	1	06/09/20	RS	SW7470A
Lead	< 0.002	0.002	mg/L	1	06/09/20	CPP	SW6010D
Selenium	< 0.010	0.010	mg/L	1	06/09/20	CPP	SW6010D
Total Cyanide	< 0.010	0.010	mg/L	1	06/10/20	O/GD	SW9010C/SW9012B
Extraction of CT ETPH	Completed				06/08/20	P/AK	SW3510C/SW3520C
Mercury Digestion	Completed				06/09/20	VT/KL/VT	SW7470A
Semi-Volatile Extraction	Completed				06/09/20	P/AK	SW3520C
Total Metals Digestion	Completed				06/08/20	AG	
TPH by GC (Extractable Products)							
Ext. Petroleum H.C. (C9-C36)	ND	0.066	mg/L	1	06/10/20	JRB	CTETPH 8015D
Identification	ND		mg/L	1	06/10/20	JRB	CTETPH 8015D
QA/QC Surrogates							
% n-Pentacosane	101		%	1	06/10/20	JRB	50 - 150 %
Volatiles							
1,1,1,2-Tetrachloroethane	ND	1.0	ug/L	1	06/08/20	MH	SW8260C
1,1,1-Trichloroethane	ND	1.0	ug/L	1	06/08/20	MH	SW8260C
1,1,2,2-Tetrachloroethane	ND	0.50	ug/L	1	06/08/20	MH	SW8260C
1,1,2-Trichloroethane	ND	1.0	ug/L	1	06/08/20	MH	SW8260C
1,1-Dichloroethane	ND	1.0	ug/L	1	06/08/20	MH	SW8260C
1,1-Dichloroethene	ND	1.0	ug/L	1	06/08/20	MH	SW8260C
1,1-Dichloropropene	ND	1.0	ug/L	1	06/08/20	MH	SW8260C

Ver 1

Project ID: ROCKVILLE MGP EVERSOURCE
Client ID: MW-26S

Phoenix I.D.: CG08833

Parameter	Result	RL/ PQL	Units	Dilution	Date/Time	By	Reference
1,2,3-Trichlorobenzene	ND	1.0	ug/L	1	06/08/20	MH	SW8260C
1,2,3-Trichloropropane	ND	1.0	ug/L	1	06/08/20	MH	SW8260C
1,2,4-Trichlorobenzene	ND	1.0	ug/L	1	06/08/20	MH	SW8260C
1,2,4-Trimethylbenzene	ND	1.0	ug/L	1	06/08/20	MH	SW8260C
1,2-Dibromo-3-chloropropane	ND	1.0	ug/L	1	06/08/20	MH	SW8260C
1,2-Dibromoethane	ND	1.0	ug/L	1	06/08/20	MH	SW8260C
1,2-Dichlorobenzene	ND	1.0	ug/L	1	06/08/20	MH	SW8260C
1,2-Dichloroethane	ND	0.60	ug/L	1	06/08/20	MH	SW8260C
1,2-Dichloropropane	ND	1.0	ug/L	1	06/08/20	MH	SW8260C
1,3,5-Trimethylbenzene	ND	1.0	ug/L	1	06/08/20	MH	SW8260C
1,3-Dichlorobenzene	ND	1.0	ug/L	1	06/08/20	MH	SW8260C
1,3-Dichloropropane	ND	1.0	ug/L	1	06/08/20	MH	SW8260C
1,4-Dichlorobenzene	ND	1.0	ug/L	1	06/08/20	MH	SW8260C
2,2-Dichloropropane	ND	1.0	ug/L	1	06/08/20	MH	SW8260C
2-Chlorotoluene	ND	1.0	ug/L	1	06/08/20	MH	SW8260C
2-Hexanone	ND	5.0	ug/L	1	06/08/20	MH	SW8260C
2-Isopropyltoluene	ND	1.0	ug/L	1	06/08/20	MH	SW8260C
4-Chlorotoluene	ND	1.0	ug/L	1	06/08/20	MH	SW8260C
4-Methyl-2-pentanone	ND	5.0	ug/L	1	06/08/20	MH	SW8260C
Acetone	ND	25	ug/L	1	06/08/20	MH	SW8260C
Acrylonitrile	ND	1.0	ug/L	1	06/08/20	MH	SW8260C
Benzene	ND	0.70	ug/L	1	06/08/20	MH	SW8260C
Bromobenzene	ND	1.0	ug/L	1	06/08/20	MH	SW8260C
Bromochloromethane	ND	1.0	ug/L	1	06/08/20	MH	SW8260C
Bromodichloromethane	ND	0.50	ug/L	1	06/08/20	MH	SW8260C
Bromoform	ND	1.0	ug/L	1	06/08/20	MH	SW8260C
Bromomethane	ND	1.0	ug/L	1	06/08/20	MH	SW8260C
Carbon Disulfide	ND	5.0	ug/L	1	06/08/20	MH	SW8260C
Carbon tetrachloride	ND	1.0	ug/L	1	06/08/20	MH	SW8260C
Chlorobenzene	ND	1.0	ug/L	1	06/08/20	MH	SW8260C
Chloroethane	ND	1.0	ug/L	1	06/08/20	MH	SW8260C
Chloroform	ND	1.0	ug/L	1	06/08/20	MH	SW8260C
Chloromethane	ND	1.0	ug/L	1	06/08/20	MH	SW8260C
cis-1,2-Dichloroethene	ND	1.0	ug/L	1	06/08/20	MH	SW8260C
cis-1,3-Dichloropropene	ND	0.40	ug/L	1	06/08/20	MH	SW8260C
Dibromochloromethane	ND	0.50	ug/L	1	06/08/20	MH	SW8260C
Dibromomethane	ND	1.0	ug/L	1	06/08/20	MH	SW8260C
Dichlorodifluoromethane	ND	1.0	ug/L	1	06/08/20	MH	SW8260C
Ethylbenzene	ND	1.0	ug/L	1	06/08/20	MH	SW8260C
Hexachlorobutadiene	ND	0.40	ug/L	1	06/08/20	MH	SW8260C
Isopropylbenzene	ND	1.0	ug/L	1	06/08/20	MH	SW8260C
m&p-Xylene	ND	1.0	ug/L	1	06/08/20	MH	SW8260C
Methyl ethyl ketone	ND	5.0	ug/L	1	06/08/20	MH	SW8260C
Methyl t-butyl ether (MTBE)	ND	1.0	ug/L	1	06/08/20	MH	SW8260C
Methylene chloride	ND	1.0	ug/L	1	06/08/20	MH	SW8260C
Naphthalene	ND	1.0	ug/L	1	06/08/20	MH	SW8260C
n-Butylbenzene	ND	1.0	ug/L	1	06/08/20	MH	SW8260C
n-Propylbenzene	ND	1.0	ug/L	1	06/08/20	MH	SW8260C
o-Xylene	ND	1.0	ug/L	1	06/08/20	MH	SW8260C

Ver 1

Project ID: ROCKVILLE MGP EVERSOURCE
Client ID: MW-26S
Phoenix I.D.: CG08833

Parameter	Result	RL/ PQL	Units	Dilution	Date/Time	By	Reference
p-Isopropyltoluene	ND	1.0	ug/L	1	06/08/20	MH	SW8260C
sec-Butylbenzene	ND	1.0	ug/L	1	06/08/20	MH	SW8260C
Styrene	ND	1.0	ug/L	1	06/08/20	MH	SW8260C
tert-Butylbenzene	ND	1.0	ug/L	1	06/08/20	MH	SW8260C
Tetrachloroethene	ND	1.0	ug/L	1	06/08/20	MH	SW8260C
Tetrahydrofuran (THF)	ND	2.5	ug/L	1	06/08/20	MH	SW8260C
Toluene	ND	1.0	ug/L	1	06/08/20	MH	SW8260C
Total Xylenes	ND	1.0	ug/L	1	06/08/20	MH	SW8260C
trans-1,2-Dichloroethene	ND	1.0	ug/L	1	06/08/20	MH	SW8260C
trans-1,3-Dichloropropene	ND	0.40	ug/L	1	06/08/20	MH	SW8260C
trans-1,4-dichloro-2-butene	ND	5.0	ug/L	1	06/08/20	MH	SW8260C
Trichloroethene	ND	1.0	ug/L	1	06/08/20	MH	SW8260C
Trichlorofluoromethane	ND	1.0	ug/L	1	06/08/20	MH	SW8260C
Trichlorotrifluoroethane	ND	1.0	ug/L	1	06/08/20	MH	SW8260C
Vinyl chloride	ND	1.0	ug/L	1	06/08/20	MH	SW8260C
QA/QC Surrogates							
% 1,2-dichlorobenzene-d4	96		%	1	06/08/20	MH	70 - 130 %
% Bromofluorobenzene	94		%	1	06/08/20	MH	70 - 130 %
% Dibromofluoromethane	97		%	1	06/08/20	MH	70 - 130 %
% Toluene-d8	100		%	1	06/08/20	MH	70 - 130 %
Semivolatiles by SIM, PAH							
2-Methylnaphthalene	ND	0.47	ug/L	1	06/10/20	WB	SW8270D (SIM)
Acenaphthene	ND	0.47	ug/L	1	06/10/20	WB	SW8270D (SIM)
Acenaphthylene	ND	0.28	ug/L	1	06/10/20	WB	SW8270D (SIM)
Anthracene	ND	0.47	ug/L	1	06/10/20	WB	SW8270D (SIM)
Benz(a)anthracene	ND	0.05	ug/L	1	06/10/20	WB	SW8270D (SIM)
Benzo(a)pyrene	ND	0.19	ug/L	1	06/10/20	WB	SW8270D (SIM)
Benzo(b)fluoranthene	ND	0.07	ug/L	1	06/10/20	WB	SW8270D (SIM)
Benzo(ghi)perylene	ND	0.45	ug/L	1	06/10/20	WB	SW8270D (SIM)
Benzo(k)fluoranthene	ND	0.28	ug/L	1	06/10/20	WB	SW8270D (SIM)
Chrysene	ND	0.47	ug/L	1	06/10/20	WB	SW8270D (SIM)
Dibenz(a,h)anthracene	ND	0.09	ug/L	1	06/10/20	WB	SW8270D (SIM)
Fluoranthene	ND	0.47	ug/L	1	06/10/20	WB	SW8270D (SIM)
Fluorene	ND	0.47	ug/L	1	06/10/20	WB	SW8270D (SIM)
Indeno(1,2,3-cd)pyrene	ND	0.09	ug/L	1	06/10/20	WB	SW8270D (SIM)
Naphthalene	ND	0.47	ug/L	1	06/10/20	WB	SW8270D (SIM)
Phenanthrene	ND	0.06	ug/L	1	06/10/20	WB	SW8270D (SIM)
Pyrene	ND	0.47	ug/L	1	06/10/20	WB	SW8270D (SIM)
QA/QC Surrogates							
% 2-Fluorobiphenyl	54		%	1	06/10/20	WB	30 - 130 %
% Nitrobenzene-d5	60		%	1	06/10/20	WB	30 - 130 %
% Terphenyl-d14	78		%	1	06/10/20	WB	30 - 130 %

Project ID: ROCKVILLE MGP EVERSOURCE
Client ID: MW-26S

Phoenix I.D.: CG08833

Parameter	Result	RL/ PQL	Units	Dilution	Date/Time	By	Reference

RL/PQL=Reporting/Practical Quantitation Level ND=Not Detected BRL=Below Reporting Level
QA/QC Surrogates: Surrogates are compounds (preceeded with a %) added by the lab to determine analysis efficiency. Surrogate results(%) listed in the report are not "detected" compounds.

Comments:

If you are the client above and have any questions concerning this testing, please do not hesitate to contact Phoenix Client Services at ext.200.
The contents of this report cannot be discussed with anyone other than the client listed above without their written consent.

Phyllis Shiller, Laboratory Director
June 12, 2020
Reviewed and Released by: Greg Lawrence, Assistant Lab Director

Environmental Laboratories, Inc.
587 East Middle Turnpike, P.O.Box 370, Manchester, CT 06045
Tel. (860) 645-1102 Fax (860) 645-0823

Analysis Report

June 12, 2020

FOR: Attn: Mr. Lynn Willey
Tighe & Bond
213 Court St, Suite 1100
Middletown, CT 06457

Sample Information		Custody Information		Date	Time
Matrix:	GROUND WATER	Collected by:		06/08/20	12:35
Location Code:	TIGHE-EVER	Received by:	LB	06/08/20	16:10
Rush Request:	72 Hour	Analyzed by:	see "By" below		
P.O.#:	10948703				

Laboratory Data

SDG ID: GCG08833
Phoenix ID: CG08834

Project ID: ROCKVILLE MGP EVERSOURCE
Client ID: MW-26D

Parameter	Result	RL/ PQL	Units	Dilution	Date/Time	By	Reference
Silver	< 0.001	0.001	mg/L	1	06/09/20	CPP	SW6010D
Arsenic	< 0.004	0.004	mg/L	1	06/09/20	CPP	SW6010D
Barium	0.096	0.002	mg/L	1	06/09/20	CPP	SW6010D
Cadmium	< 0.001	0.001	mg/L	1	06/09/20	CPP	SW6010D
Chromium	< 0.001	0.001	mg/L	1	06/09/20	CPP	SW6010D
Mercury	< 0.0002	0.0002	mg/L	1	06/09/20	RS	SW7470A
Lead	< 0.002	0.002	mg/L	1	06/09/20	CPP	SW6010D
Selenium	< 0.010	0.010	mg/L	1	06/09/20	CPP	SW6010D
Total Cyanide	< 0.010	0.010	mg/L	1	06/10/20	O/GD	SW9010C/SW9012B
Extraction of CT ETPH	Completed				06/08/20	P/AK	SW3510C/SW3520C
Mercury Digestion	Completed				06/09/20	VT/KL/VT	SW7470A
Semi-Volatile Extraction	Completed				06/09/20	P/AK	SW3520C
Total Metals Digestion	Completed				06/08/20	AG	
TPH by GC (Extractable Products)							
Ext. Petroleum H.C. (C9-C36)	ND	0.066	mg/L	1	06/10/20	JRB	CTETPH 8015D
Identification	ND		mg/L	1	06/10/20	JRB	CTETPH 8015D
QA/QC Surrogates							
% n-Pentacosane	98		%	1	06/10/20	JRB	50 - 150 %
Volatiles							
1,1,1,2-Tetrachloroethane	ND	1.0	ug/L	1	06/08/20	MH	SW8260C
1,1,1-Trichloroethane	ND	1.0	ug/L	1	06/08/20	MH	SW8260C
1,1,2,2-Tetrachloroethane	ND	0.50	ug/L	1	06/08/20	MH	SW8260C
1,1,2-Trichloroethane	ND	1.0	ug/L	1	06/08/20	MH	SW8260C
1,1-Dichloroethane	ND	1.0	ug/L	1	06/08/20	MH	SW8260C
1,1-Dichloroethene	ND	1.0	ug/L	1	06/08/20	MH	SW8260C
1,1-Dichloropropene	ND	1.0	ug/L	1	06/08/20	MH	SW8260C

Ver 1

Project ID: ROCKVILLE MGP EVERSOURCE
Client ID: MW-26D

Phoenix I.D.: CG08834

Parameter	Result	RL/ PQL	Units	Dilution	Date/Time	By	Reference
1,2,3-Trichlorobenzene	ND	1.0	ug/L	1	06/08/20	MH	SW8260C
1,2,3-Trichloropropane	ND	1.0	ug/L	1	06/08/20	MH	SW8260C
1,2,4-Trichlorobenzene	ND	1.0	ug/L	1	06/08/20	MH	SW8260C
1,2,4-Trimethylbenzene	ND	1.0	ug/L	1	06/08/20	MH	SW8260C
1,2-Dibromo-3-chloropropane	ND	1.0	ug/L	1	06/08/20	MH	SW8260C
1,2-Dibromoethane	ND	1.0	ug/L	1	06/08/20	MH	SW8260C
1,2-Dichlorobenzene	ND	1.0	ug/L	1	06/08/20	MH	SW8260C
1,2-Dichloroethane	ND	0.60	ug/L	1	06/08/20	MH	SW8260C
1,2-Dichloropropane	ND	1.0	ug/L	1	06/08/20	MH	SW8260C
1,3,5-Trimethylbenzene	ND	1.0	ug/L	1	06/08/20	MH	SW8260C
1,3-Dichlorobenzene	ND	1.0	ug/L	1	06/08/20	MH	SW8260C
1,3-Dichloropropane	ND	1.0	ug/L	1	06/08/20	MH	SW8260C
1,4-Dichlorobenzene	ND	1.0	ug/L	1	06/08/20	MH	SW8260C
2,2-Dichloropropane	ND	1.0	ug/L	1	06/08/20	MH	SW8260C
2-Chlorotoluene	ND	1.0	ug/L	1	06/08/20	MH	SW8260C
2-Hexanone	ND	5.0	ug/L	1	06/08/20	MH	SW8260C
2-Isopropyltoluene	ND	1.0	ug/L	1	06/08/20	MH	SW8260C
4-Chlorotoluene	ND	1.0	ug/L	1	06/08/20	MH	SW8260C
4-Methyl-2-pentanone	ND	5.0	ug/L	1	06/08/20	MH	SW8260C
Acetone	ND	25	ug/L	1	06/08/20	MH	SW8260C
Acrylonitrile	ND	1.0	ug/L	1	06/08/20	MH	SW8260C
Benzene	ND	0.70	ug/L	1	06/08/20	MH	SW8260C
Bromobenzene	ND	1.0	ug/L	1	06/08/20	MH	SW8260C
Bromochloromethane	ND	1.0	ug/L	1	06/08/20	MH	SW8260C
Bromodichloromethane	ND	0.50	ug/L	1	06/08/20	MH	SW8260C
Bromoform	ND	1.0	ug/L	1	06/08/20	MH	SW8260C
Bromomethane	ND	1.0	ug/L	1	06/08/20	MH	SW8260C
Carbon Disulfide	ND	5.0	ug/L	1	06/08/20	MH	SW8260C
Carbon tetrachloride	ND	1.0	ug/L	1	06/08/20	MH	SW8260C
Chlorobenzene	ND	1.0	ug/L	1	06/08/20	MH	SW8260C
Chloroethane	ND	1.0	ug/L	1	06/08/20	MH	SW8260C
Chloroform	ND	1.0	ug/L	1	06/08/20	MH	SW8260C
Chloromethane	ND	1.0	ug/L	1	06/08/20	MH	SW8260C
cis-1,2-Dichloroethene	ND	1.0	ug/L	1	06/08/20	MH	SW8260C
cis-1,3-Dichloropropene	ND	0.40	ug/L	1	06/08/20	MH	SW8260C
Dibromochloromethane	ND	0.50	ug/L	1	06/08/20	MH	SW8260C
Dibromomethane	ND	1.0	ug/L	1	06/08/20	MH	SW8260C
Dichlorodifluoromethane	ND	1.0	ug/L	1	06/08/20	MH	SW8260C
Ethylbenzene	2.7	1.0	ug/L	1	06/08/20	MH	SW8260C
Hexachlorobutadiene	ND	0.40	ug/L	1	06/08/20	MH	SW8260C
Isopropylbenzene	1.3	1.0	ug/L	1	06/08/20	MH	SW8260C
m&p-Xylene	ND	1.0	ug/L	1	06/08/20	MH	SW8260C
Methyl ethyl ketone	ND	5.0	ug/L	1	06/08/20	MH	SW8260C
Methyl t-butyl ether (MTBE)	ND	1.0	ug/L	1	06/08/20	MH	SW8260C
Methylene chloride	ND	1.0	ug/L	1	06/08/20	MH	SW8260C
Naphthalene	5.5	1.0	ug/L	1	06/08/20	MH	SW8260C
n-Butylbenzene	ND	1.0	ug/L	1	06/08/20	MH	SW8260C
n-Propylbenzene	ND	1.0	ug/L	1	06/08/20	MH	SW8260C
o-Xylene	1.9	1.0	ug/L	1	06/08/20	MH	SW8260C

Project ID: ROCKVILLE MGP EVERSOURCE
Client ID: MW-26D
Phoenix I.D.: CG08834

Parameter	Result	RL/ PQL	Units	Dilution	Date/Time	By	Reference
p-Isopropyltoluene	ND	1.0	ug/L	1	06/08/20	MH	SW8260C
sec-Butylbenzene	ND	1.0	ug/L	1	06/08/20	MH	SW8260C
Styrene	ND	1.0	ug/L	1	06/08/20	MH	SW8260C
tert-Butylbenzene	ND	1.0	ug/L	1	06/08/20	MH	SW8260C
Tetrachloroethene	ND	1.0	ug/L	1	06/08/20	MH	SW8260C
Tetrahydrofuran (THF)	ND	2.5	ug/L	1	06/08/20	MH	SW8260C
Toluene	ND	1.0	ug/L	1	06/08/20	MH	SW8260C
Total Xylenes	1.9	1.0	ug/L	1	06/08/20	MH	SW8260C
trans-1,2-Dichloroethene	ND	1.0	ug/L	1	06/08/20	MH	SW8260C
trans-1,3-Dichloropropene	ND	0.40	ug/L	1	06/08/20	MH	SW8260C
trans-1,4-dichloro-2-butene	ND	5.0	ug/L	1	06/08/20	MH	SW8260C
Trichloroethene	ND	1.0	ug/L	1	06/08/20	MH	SW8260C
Trichlorofluoromethane	ND	1.0	ug/L	1	06/08/20	MH	SW8260C
Trichlorotrifluoroethane	ND	1.0	ug/L	1	06/08/20	MH	SW8260C
Vinyl chloride	ND	1.0	ug/L	1	06/08/20	MH	SW8260C
QA/QC Surrogates							
% 1,2-dichlorobenzene-d4	99		%	1	06/08/20	MH	70 - 130 %
% Bromofluorobenzene	94		%	1	06/08/20	MH	70 - 130 %
% Dibromofluoromethane	92		%	1	06/08/20	MH	70 - 130 %
% Toluene-d8	100		%	1	06/08/20	MH	70 - 130 %
Semivolatiles by SIM, PAH							
2-Methylnaphthalene	ND	0.48	ug/L	1	06/10/20	WB	SW8270D (SIM)
Acenaphthene	4.9	0.48	ug/L	1	06/10/20	WB	SW8270D (SIM)
Acenaphthylene	12	0.05	ug/L	1	06/11/20	WB	SW8270D (SIM)
Anthracene	ND	0.48	ug/L	1	06/10/20	WB	SW8270D (SIM)
Benz(a)anthracene	ND	0.05	ug/L	1	06/10/20	WB	SW8270D (SIM)
Benzo(a)pyrene	ND	0.19	ug/L	1	06/10/20	WB	SW8270D (SIM)
Benzo(b)fluoranthene	ND	0.07	ug/L	1	06/10/20	WB	SW8270D (SIM)
Benzo(ghi)perylene	ND	0.46	ug/L	1	06/10/20	WB	SW8270D (SIM)
Benzo(k)fluoranthene	ND	0.29	ug/L	1	06/10/20	WB	SW8270D (SIM)
Chrysene	ND	0.48	ug/L	1	06/10/20	WB	SW8270D (SIM)
Dibenz(a,h)anthracene	ND	0.10	ug/L	1	06/10/20	WB	SW8270D (SIM)
Fluoranthene	0.65	0.48	ug/L	1	06/10/20	WB	SW8270D (SIM)
Fluorene	5.0	0.48	ug/L	1	06/10/20	WB	SW8270D (SIM)
Indeno(1,2,3-cd)pyrene	ND	0.10	ug/L	1	06/10/20	WB	SW8270D (SIM)
Naphthalene	3.3	0.48	ug/L	1	06/10/20	WB	SW8270D (SIM)
Phenanthrene	3.2	0.06	ug/L	1	06/10/20	WB	SW8270D (SIM)
Pyrene	0.93	0.48	ug/L	1	06/10/20	WB	SW8270D (SIM)
QA/QC Surrogates							
% 2-Fluorobiphenyl	65		%	1	06/11/20	WB	30 - 130 %
% Nitrobenzene-d5	49		%	1	06/11/20	WB	30 - 130 %
% Terphenyl-d14	76		%	1	06/11/20	WB	30 - 130 %

Project ID: ROCKVILLE MGP EVERSOURCE
Client ID: MW-26D

Phoenix I.D.: CG08834

Parameter	Result	RL/ PQL	Units	Dilution	Date/Time	By	Reference

RL/PQL=Reporting/Practical Quantitation Level ND=Not Detected BRL=Below Reporting Level
QA/QC Surrogates: Surrogates are compounds (preceeded with a %) added by the lab to determine analysis efficiency. Surrogate results(%) listed in the report are not "detected" compounds.

Comments:

If you are the client above and have any questions concerning this testing, please do not hesitate to contact Phoenix Client Services at ext.200.
The contents of this report cannot be discussed with anyone other than the client listed above without their written consent.

Phyllis Shiller, Laboratory Director
June 12, 2020
Reviewed and Released by: Greg Lawrence, Assistant Lab Director

Environmental Laboratories, Inc.
587 East Middle Turnpike, P.O.Box 370, Manchester, CT 06045
Tel. (860) 645-1102 Fax (860) 645-0823

Analysis Report

June 12, 2020

FOR: Attn: Mr. Lynn Willey
Tighe & Bond
213 Court St, Suite 1100
Middletown, CT 06457

Sample Information		Custody Information		Date	Time
Matrix:	GROUND WATER	Collected by:		06/08/20	10:35
Location Code:	TIGHE-EVER	Received by:	LB	06/08/20	16:10
Rush Request:	72 Hour	Analyzed by:	see "By" below		
P.O.#:	10948703				

Laboratory Data

SDG ID: GCG08833
Phoenix ID: CG08835

Project ID: ROCKVILLE MGP EVERSOURCE
Client ID: MW-26BR

Parameter	Result	RL/ PQL	Units	Dilution	Date/Time	By	Reference
Silver	< 0.001	0.001	mg/L	1	06/09/20	CPP	SW6010D
Arsenic	< 0.004	0.004	mg/L	1	06/09/20	CPP	SW6010D
Barium	0.381	0.002	mg/L	1	06/09/20	CPP	SW6010D
Cadmium	< 0.001	0.001	mg/L	1	06/09/20	CPP	SW6010D
Chromium	< 0.001	0.001	mg/L	1	06/09/20	CPP	SW6010D
Mercury	< 0.0002	0.0002	mg/L	1	06/09/20	RS	SW7470A
Lead	< 0.002	0.002	mg/L	1	06/09/20	CPP	SW6010D
Selenium	< 0.010	0.010	mg/L	1	06/09/20	CPP	SW6010D
Total Cyanide	< 0.010	0.010	mg/L	1	06/10/20	O/GD	SW9010C/SW9012B
Extraction of CT ETPH	Completed				06/08/20	P/AK	SW3510C/SW3520C
Mercury Digestion	Completed				06/09/20	VT/KL/VT	SW7470A
Semi-Volatile Extraction	Completed				06/09/20	P/AK	SW3520C
Total Metals Digestion	Completed				06/08/20	AG	
TPH by GC (Extractable Products)							
Ext. Petroleum H.C. (C9-C36)	ND	0.066	mg/L	1	06/10/20	JRB	CTETPH 8015D
Identification	ND		mg/L	1	06/10/20	JRB	CTETPH 8015D
QA/QC Surrogates							
% n-Pentacosane	97		%	1	06/10/20	JRB	50 - 150 %
Volatiles							
1,1,1,2-Tetrachloroethane	ND	1.0	ug/L	1	06/08/20	MH	SW8260C
1,1,1-Trichloroethane	ND	1.0	ug/L	1	06/08/20	MH	SW8260C
1,1,2,2-Tetrachloroethane	ND	0.50	ug/L	1	06/08/20	MH	SW8260C
1,1,2-Trichloroethane	ND	1.0	ug/L	1	06/08/20	MH	SW8260C
1,1-Dichloroethane	ND	1.0	ug/L	1	06/08/20	MH	SW8260C
1,1-Dichloroethene	ND	1.0	ug/L	1	06/08/20	MH	SW8260C
1,1-Dichloropropene	ND	1.0	ug/L	1	06/08/20	MH	SW8260C

Ver 1

Project ID: ROCKVILLE MGP EVERSOURCE
Client ID: MW-26BR

Phoenix I.D.: CG08835

Parameter	Result	RL/ PQL	Units	Dilution	Date/Time	By	Reference
1,2,3-Trichlorobenzene	ND	1.0	ug/L	1	06/08/20	MH	SW8260C
1,2,3-Trichloropropane	ND	1.0	ug/L	1	06/08/20	MH	SW8260C
1,2,4-Trichlorobenzene	ND	1.0	ug/L	1	06/08/20	MH	SW8260C
1,2,4-Trimethylbenzene	ND	1.0	ug/L	1	06/08/20	MH	SW8260C
1,2-Dibromo-3-chloropropane	ND	1.0	ug/L	1	06/08/20	MH	SW8260C
1,2-Dibromoethane	ND	1.0	ug/L	1	06/08/20	MH	SW8260C
1,2-Dichlorobenzene	ND	1.0	ug/L	1	06/08/20	MH	SW8260C
1,2-Dichloroethane	ND	0.60	ug/L	1	06/08/20	MH	SW8260C
1,2-Dichloropropane	ND	1.0	ug/L	1	06/08/20	MH	SW8260C
1,3,5-Trimethylbenzene	ND	1.0	ug/L	1	06/08/20	MH	SW8260C
1,3-Dichlorobenzene	ND	1.0	ug/L	1	06/08/20	MH	SW8260C
1,3-Dichloropropane	ND	1.0	ug/L	1	06/08/20	MH	SW8260C
1,4-Dichlorobenzene	ND	1.0	ug/L	1	06/08/20	MH	SW8260C
2,2-Dichloropropane	ND	1.0	ug/L	1	06/08/20	MH	SW8260C
2-Chlorotoluene	ND	1.0	ug/L	1	06/08/20	MH	SW8260C
2-Hexanone	ND	5.0	ug/L	1	06/08/20	MH	SW8260C
2-Isopropyltoluene	ND	1.0	ug/L	1	06/08/20	MH	SW8260C
4-Chlorotoluene	ND	1.0	ug/L	1	06/08/20	MH	SW8260C
4-Methyl-2-pentanone	ND	5.0	ug/L	1	06/08/20	MH	SW8260C
Acetone	ND	25	ug/L	1	06/08/20	MH	SW8260C
Acrylonitrile	ND	1.0	ug/L	1	06/08/20	MH	SW8260C
Benzene	ND	0.70	ug/L	1	06/08/20	MH	SW8260C
Bromobenzene	ND	1.0	ug/L	1	06/08/20	MH	SW8260C
Bromochloromethane	ND	1.0	ug/L	1	06/08/20	MH	SW8260C
Bromodichloromethane	ND	0.50	ug/L	1	06/08/20	MH	SW8260C
Bromoform	ND	1.0	ug/L	1	06/08/20	MH	SW8260C
Bromomethane	ND	1.0	ug/L	1	06/08/20	MH	SW8260C
Carbon Disulfide	ND	5.0	ug/L	1	06/08/20	MH	SW8260C
Carbon tetrachloride	ND	1.0	ug/L	1	06/08/20	MH	SW8260C
Chlorobenzene	ND	1.0	ug/L	1	06/08/20	MH	SW8260C
Chloroethane	ND	1.0	ug/L	1	06/08/20	MH	SW8260C
Chloroform	ND	1.0	ug/L	1	06/08/20	MH	SW8260C
Chloromethane	ND	1.0	ug/L	1	06/08/20	MH	SW8260C
cis-1,2-Dichloroethene	ND	1.0	ug/L	1	06/08/20	MH	SW8260C
cis-1,3-Dichloropropene	ND	0.40	ug/L	1	06/08/20	MH	SW8260C
Dibromochloromethane	ND	0.50	ug/L	1	06/08/20	MH	SW8260C
Dibromomethane	ND	1.0	ug/L	1	06/08/20	MH	SW8260C
Dichlorodifluoromethane	ND	1.0	ug/L	1	06/08/20	MH	SW8260C
Ethylbenzene	ND	1.0	ug/L	1	06/08/20	MH	SW8260C
Hexachlorobutadiene	ND	0.40	ug/L	1	06/08/20	MH	SW8260C
Isopropylbenzene	ND	1.0	ug/L	1	06/08/20	MH	SW8260C
m&p-Xylene	ND	1.0	ug/L	1	06/08/20	MH	SW8260C
Methyl ethyl ketone	ND	5.0	ug/L	1	06/08/20	MH	SW8260C
Methyl t-butyl ether (MTBE)	ND	1.0	ug/L	1	06/08/20	MH	SW8260C
Methylene chloride	ND	1.0	ug/L	1	06/08/20	MH	SW8260C
Naphthalene	ND	1.0	ug/L	1	06/08/20	MH	SW8260C
n-Butylbenzene	ND	1.0	ug/L	1	06/08/20	MH	SW8260C
n-Propylbenzene	ND	1.0	ug/L	1	06/08/20	MH	SW8260C
o-Xylene	ND	1.0	ug/L	1	06/08/20	MH	SW8260C

Ver 1

Project ID: ROCKVILLE MGP EVERSOURCE
Client ID: MW-26BR
Phoenix I.D.: CG08835

Parameter	Result	RL/ PQL	Units	Dilution	Date/Time	By	Reference
p-Isopropyltoluene	ND	1.0	ug/L	1	06/08/20	MH	SW8260C
sec-Butylbenzene	ND	1.0	ug/L	1	06/08/20	MH	SW8260C
Styrene	ND	1.0	ug/L	1	06/08/20	MH	SW8260C
tert-Butylbenzene	ND	1.0	ug/L	1	06/08/20	MH	SW8260C
Tetrachloroethene	ND	1.0	ug/L	1	06/08/20	MH	SW8260C
Tetrahydrofuran (THF)	ND	2.5	ug/L	1	06/08/20	MH	SW8260C
Toluene	ND	1.0	ug/L	1	06/08/20	MH	SW8260C
Total Xylenes	ND	1.0	ug/L	1	06/08/20	MH	SW8260C
trans-1,2-Dichloroethene	ND	1.0	ug/L	1	06/08/20	MH	SW8260C
trans-1,3-Dichloropropene	ND	0.40	ug/L	1	06/08/20	MH	SW8260C
trans-1,4-dichloro-2-butene	ND	5.0	ug/L	1	06/08/20	MH	SW8260C
Trichloroethene	ND	1.0	ug/L	1	06/08/20	MH	SW8260C
Trichlorofluoromethane	ND	1.0	ug/L	1	06/08/20	MH	SW8260C
Trichlorotrifluoroethane	ND	1.0	ug/L	1	06/08/20	MH	SW8260C
Vinyl chloride	ND	1.0	ug/L	1	06/08/20	MH	SW8260C
QA/QC Surrogates							
% 1,2-dichlorobenzene-d4	98		%	1	06/08/20	MH	70 - 130 %
% Bromofluorobenzene	92		%	1	06/08/20	MH	70 - 130 %
% Dibromofluoromethane	91		%	1	06/08/20	MH	70 - 130 %
% Toluene-d8	100		%	1	06/08/20	MH	70 - 130 %
Semivolatiles by SIM, PAH							
2-Methylnaphthalene	ND	0.47	ug/L	1	06/10/20	WB	SW8270D (SIM)
Acenaphthene	ND	0.47	ug/L	1	06/10/20	WB	SW8270D (SIM)
Acenaphthylene	ND	0.28	ug/L	1	06/10/20	WB	SW8270D (SIM)
Anthracene	ND	0.47	ug/L	1	06/10/20	WB	SW8270D (SIM)
Benz(a)anthracene	ND	0.05	ug/L	1	06/10/20	WB	SW8270D (SIM)
Benzo(a)pyrene	ND	0.19	ug/L	1	06/10/20	WB	SW8270D (SIM)
Benzo(b)fluoranthene	ND	0.07	ug/L	1	06/10/20	WB	SW8270D (SIM)
Benzo(ghi)perylene	ND	0.45	ug/L	1	06/10/20	WB	SW8270D (SIM)
Benzo(k)fluoranthene	ND	0.28	ug/L	1	06/10/20	WB	SW8270D (SIM)
Chrysene	ND	0.47	ug/L	1	06/10/20	WB	SW8270D (SIM)
Dibenz(a,h)anthracene	ND	0.09	ug/L	1	06/10/20	WB	SW8270D (SIM)
Fluoranthene	ND	0.47	ug/L	1	06/10/20	WB	SW8270D (SIM)
Fluorene	ND	0.47	ug/L	1	06/10/20	WB	SW8270D (SIM)
Indeno(1,2,3-cd)pyrene	ND	0.09	ug/L	1	06/10/20	WB	SW8270D (SIM)
Naphthalene	ND	0.47	ug/L	1	06/10/20	WB	SW8270D (SIM)
Phenanthrene	ND	0.06	ug/L	1	06/10/20	WB	SW8270D (SIM)
Pyrene	ND	0.47	ug/L	1	06/10/20	WB	SW8270D (SIM)
QA/QC Surrogates							
% 2-Fluorobiphenyl	55		%	1	06/10/20	WB	30 - 130 %
% Nitrobenzene-d5	60		%	1	06/10/20	WB	30 - 130 %
% Terphenyl-d14	78		%	1	06/10/20	WB	30 - 130 %

Project ID: ROCKVILLE MGP EVERSOURCE
Client ID: MW-26BR

Phoenix I.D.: CG08835

Parameter	Result	RL/ PQL	Units	Dilution	Date/Time	By	Reference

RL/PQL=Reporting/Practical Quantitation Level ND=Not Detected BRL=Below Reporting Level
QA/QC Surrogates: Surrogates are compounds (preceeded with a %) added by the lab to determine analysis efficiency. Surrogate results(%) listed in the report are not "detected" compounds.

Comments:

If you are the client above and have any questions concerning this testing, please do not hesitate to contact Phoenix Client Services at ext.200.
The contents of this report cannot be discussed with anyone other than the client listed above without their written consent.



Phyllis Shiller, Laboratory Director
June 12, 2020
Reviewed and Released by: Greg Lawrence, Assistant Lab Director

Environmental Laboratories, Inc.
587 East Middle Turnpike, P.O.Box 370, Manchester, CT 06045
Tel. (860) 645-1102 Fax (860) 645-0823

Analysis Report

June 12, 2020

FOR: Attn: Mr. Lynn Willey
Tighe & Bond
213 Court St, Suite 1100
Middletown, CT 06457

Sample Information		Custody Information		Date	Time
Matrix:	GROUND WATER	Collected by:		06/08/20	15:05
Location Code:	TIGHE-EVER	Received by:	LB	06/08/20	16:10
Rush Request:	72 Hour	Analyzed by:	see "By" below		
P.O.#:	10948703				

Laboratory Data

SDG ID: GCG08833
Phoenix ID: CG08836

Project ID: ROCKVILLE MGP EVERSOURCE
Client ID: MW-29S

Parameter	Result	RL/ PQL	Units	Dilution	Date/Time	By	Reference
Silver	< 0.001	0.001	mg/L	1	06/09/20	CPP	SW6010D
Arsenic	< 0.004	0.004	mg/L	1	06/09/20	CPP	SW6010D
Barium	0.229	0.002	mg/L	1	06/09/20	CPP	SW6010D
Cadmium	< 0.001	0.001	mg/L	1	06/09/20	CPP	SW6010D
Chromium	< 0.001	0.001	mg/L	1	06/09/20	CPP	SW6010D
Mercury	< 0.0002	0.0002	mg/L	1	06/09/20	RS	SW7470A
Lead	< 0.002	0.002	mg/L	1	06/09/20	CPP	SW6010D
Selenium	< 0.010	0.010	mg/L	1	06/09/20	CPP	SW6010D
Total Cyanide	< 0.010	0.010	mg/L	1	06/10/20	O/GD	SW9010C/SW9012B
Extraction of CT ETPH	Completed				06/09/20	P/AK	SW3510C/SW3520C
Mercury Digestion	Completed				06/09/20	VT/KL/VT	SW7470A
Semi-Volatile Extraction	Completed				06/09/20	P/AK	SW3520C
Total Metals Digestion	Completed				06/08/20	AG	
TPH by GC (Extractable Products)							
Ext. Petroleum H.C. (C9-C36)	1.2	0.066	mg/L	1	06/10/20	JRB	CTETPH 8015D
Identification	**		mg/L	1	06/10/20	JRB	CTETPH 8015D
QA/QC Surrogates							
% n-Pentacosane	84		%	1	06/10/20	JRB	50 - 150 %
Volatiles							
1,1,1,2-Tetrachloroethane	ND	1.0	ug/L	1	06/08/20	MH	SW8260C
1,1,1-Trichloroethane	ND	1.0	ug/L	1	06/08/20	MH	SW8260C
1,1,2,2-Tetrachloroethane	ND	0.50	ug/L	1	06/08/20	MH	SW8260C
1,1,2-Trichloroethane	ND	1.0	ug/L	1	06/08/20	MH	SW8260C
1,1-Dichloroethane	ND	1.0	ug/L	1	06/08/20	MH	SW8260C
1,1-Dichloroethene	ND	1.0	ug/L	1	06/08/20	MH	SW8260C
1,1-Dichloropropene	ND	1.0	ug/L	1	06/08/20	MH	SW8260C

Project ID: ROCKVILLE MGP EVERSOURCE
Client ID: MW-29S

Phoenix I.D.: CG08836

Parameter	Result	RL/ PQL	Units	Dilution	Date/Time	By	Reference
1,2,3-Trichlorobenzene	ND	1.0	ug/L	1	06/08/20	MH	SW8260C
1,2,3-Trichloropropane	ND	1.0	ug/L	1	06/08/20	MH	SW8260C
1,2,4-Trichlorobenzene	ND	1.0	ug/L	1	06/08/20	MH	SW8260C
1,2,4-Trimethylbenzene	11	1.0	ug/L	1	06/08/20	MH	SW8260C
1,2-Dibromo-3-chloropropane	ND	1.0	ug/L	1	06/08/20	MH	SW8260C
1,2-Dibromoethane	ND	1.0	ug/L	1	06/08/20	MH	SW8260C
1,2-Dichlorobenzene	ND	1.0	ug/L	1	06/08/20	MH	SW8260C
1,2-Dichloroethane	ND	0.60	ug/L	1	06/08/20	MH	SW8260C
1,2-Dichloropropane	ND	1.0	ug/L	1	06/08/20	MH	SW8260C
1,3,5-Trimethylbenzene	1.0	1.0	ug/L	1	06/08/20	MH	SW8260C
1,3-Dichlorobenzene	ND	1.0	ug/L	1	06/08/20	MH	SW8260C
1,3-Dichloropropane	ND	1.0	ug/L	1	06/08/20	MH	SW8260C
1,4-Dichlorobenzene	ND	1.0	ug/L	1	06/08/20	MH	SW8260C
2,2-Dichloropropane	ND	1.0	ug/L	1	06/08/20	MH	SW8260C
2-Chlorotoluene	ND	1.0	ug/L	1	06/08/20	MH	SW8260C
2-Hexanone	ND	5.0	ug/L	1	06/08/20	MH	SW8260C
2-Isopropyltoluene	ND	1.0	ug/L	1	06/08/20	MH	SW8260C
4-Chlorotoluene	ND	1.0	ug/L	1	06/08/20	MH	SW8260C
4-Methyl-2-pentanone	ND	5.0	ug/L	1	06/08/20	MH	SW8260C
Acetone	ND	25	ug/L	1	06/08/20	MH	SW8260C
Acrylonitrile	ND	1.0	ug/L	1	06/08/20	MH	SW8260C
Benzene	390	35	ug/L	50	06/09/20	MH	SW8260C
Bromobenzene	ND	1.0	ug/L	1	06/08/20	MH	SW8260C
Bromochloromethane	ND	1.0	ug/L	1	06/08/20	MH	SW8260C
Bromodichloromethane	ND	0.50	ug/L	1	06/08/20	MH	SW8260C
Bromoform	ND	1.0	ug/L	1	06/08/20	MH	SW8260C
Bromomethane	ND	1.0	ug/L	1	06/08/20	MH	SW8260C
Carbon Disulfide	ND	5.0	ug/L	1	06/08/20	MH	SW8260C
Carbon tetrachloride	ND	1.0	ug/L	1	06/08/20	MH	SW8260C
Chlorobenzene	ND	1.0	ug/L	1	06/08/20	MH	SW8260C
Chloroethane	ND	1.0	ug/L	1	06/08/20	MH	SW8260C
Chloroform	ND	1.0	ug/L	1	06/08/20	MH	SW8260C
Chloromethane	ND	1.0	ug/L	1	06/08/20	MH	SW8260C
cis-1,2-Dichloroethene	ND	1.0	ug/L	1	06/08/20	MH	SW8260C
cis-1,3-Dichloropropene	ND	0.40	ug/L	1	06/08/20	MH	SW8260C
Dibromochloromethane	ND	0.50	ug/L	1	06/08/20	MH	SW8260C
Dibromomethane	ND	1.0	ug/L	1	06/08/20	MH	SW8260C
Dichlorodifluoromethane	ND	1.0	ug/L	1	06/08/20	MH	SW8260C
Ethylbenzene	67	5.0	ug/L	5	06/09/20	MH	SW8260C
Hexachlorobutadiene	ND	0.40	ug/L	1	06/08/20	MH	SW8260C
Isopropylbenzene	24	1.0	ug/L	1	06/08/20	MH	SW8260C
m&p-Xylene	6.8	1.0	ug/L	1	06/08/20	MH	SW8260C
Methyl ethyl ketone	ND	5.0	ug/L	1	06/08/20	MH	SW8260C
Methyl t-butyl ether (MTBE)	ND	1.0	ug/L	1	06/08/20	MH	SW8260C
Methylene chloride	ND	1.0	ug/L	1	06/08/20	MH	SW8260C
Naphthalene	110	5.0	ug/L	5	06/09/20	MH	SW8260C
n-Butylbenzene	ND	1.0	ug/L	1	06/08/20	MH	SW8260C
n-Propylbenzene	5.0	1.0	ug/L	1	06/08/20	MH	SW8260C
o-Xylene	49	5.0	ug/L	5	06/09/20	MH	SW8260C

Project ID: ROCKVILLE MGP EVERSOURCE
Client ID: MW-29S

Phoenix I.D.: CG08836

Parameter	Result	RL/ PQL	Units	Dilution	Date/Time	By	Reference
p-Isopropyltoluene	ND	1.0	ug/L	1	06/08/20	MH	SW8260C
sec-Butylbenzene	ND	1.0	ug/L	1	06/08/20	MH	SW8260C
Styrene	ND	1.0	ug/L	1	06/08/20	MH	SW8260C
tert-Butylbenzene	ND	1.0	ug/L	1	06/08/20	MH	SW8260C
Tetrachloroethene	ND	1.0	ug/L	1	06/08/20	MH	SW8260C
Tetrahydrofuran (THF)	ND	2.5	ug/L	1	06/08/20	MH	SW8260C
Toluene	5.7	1.0	ug/L	1	06/08/20	MH	SW8260C
Total Xylenes	55.8	1.0	ug/L	1	06/08/20	MH	SW8260C
trans-1,2-Dichloroethene	ND	1.0	ug/L	1	06/08/20	MH	SW8260C
trans-1,3-Dichloropropene	ND	0.40	ug/L	1	06/08/20	MH	SW8260C
trans-1,4-dichloro-2-butene	ND	5.0	ug/L	1	06/08/20	MH	SW8260C
Trichloroethene	ND	1.0	ug/L	1	06/08/20	MH	SW8260C
Trichlorofluoromethane	ND	1.0	ug/L	1	06/08/20	MH	SW8260C
Trichlorotrifluoroethane	ND	1.0	ug/L	1	06/08/20	MH	SW8260C
Vinyl chloride	ND	1.0	ug/L	1	06/08/20	MH	SW8260C
QA/QC Surrogates							
% 1,2-dichlorobenzene-d4	97		%	1	06/08/20	MH	70 - 130 %
% Bromofluorobenzene	94		%	1	06/08/20	MH	70 - 130 %
% Dibromofluoromethane	95		%	1	06/08/20	MH	70 - 130 %
% Toluene-d8	101		%	1	06/08/20	MH	70 - 130 %
% 1,2-dichlorobenzene-d4 (5x)	98		%	5	06/09/20	MH	70 - 130 %
% Bromofluorobenzene (5x)	93		%	5	06/09/20	MH	70 - 130 %
% Dibromofluoromethane (5x)	98		%	5	06/09/20	MH	70 - 130 %
% Toluene-d8 (5x)	99		%	5	06/09/20	MH	70 - 130 %
% 1,2-dichlorobenzene-d4 (50x)	97		%	50	06/09/20	MH	70 - 130 %
% Bromofluorobenzene (50x)	98		%	50	06/09/20	MH	70 - 130 %
% Dibromofluoromethane (50x)	95		%	50	06/09/20	MH	70 - 130 %
% Toluene-d8 (50x)	99		%	50	06/09/20	MH	70 - 130 %
Semivolatiles by SIM, PAH							
2-Methylnaphthalene	ND	0.47	ug/L	1	06/10/20	WB	SW8270D (SIM)
Acenaphthene	100	0.47	ug/L	10	06/11/20	WB	SW8270D (SIM)
Acenaphthylene	2.0	0.28	ug/L	1	06/10/20	WB	SW8270D (SIM)
Anthracene	1.6	0.47	ug/L	1	06/10/20	WB	SW8270D (SIM)
Benz(a)anthracene	ND	0.05	ug/L	1	06/10/20	WB	SW8270D (SIM)
Benzo(a)pyrene	ND	0.19	ug/L	1	06/10/20	WB	SW8270D (SIM)
Benzo(b)fluoranthene	ND	0.07	ug/L	1	06/10/20	WB	SW8270D (SIM)
Benzo(ghi)perylene	ND	0.45	ug/L	1	06/10/20	WB	SW8270D (SIM)
Benzo(k)fluoranthene	ND	0.28	ug/L	1	06/10/20	WB	SW8270D (SIM)
Chrysene	ND	0.47	ug/L	1	06/10/20	WB	SW8270D (SIM)
Dibenz(a,h)anthracene	ND	0.09	ug/L	1	06/10/20	WB	SW8270D (SIM)
Fluoranthene	0.93	0.47	ug/L	1	06/10/20	WB	SW8270D (SIM)
Fluorene	4.4	0.47	ug/L	1	06/10/20	WB	SW8270D (SIM)
Indeno(1,2,3-cd)pyrene	ND	0.09	ug/L	1	06/10/20	WB	SW8270D (SIM)
Naphthalene	110	0.94	ug/L	10	06/11/20	WB	SW8270D (SIM)
Phenanthrene	5.9	0.06	ug/L	1	06/10/20	WB	SW8270D (SIM)
Pyrene	1.1	0.47	ug/L	1	06/10/20	WB	SW8270D (SIM)
QA/QC Surrogates							
% 2-Fluorobiphenyl	53		%	1	06/10/20	WB	30 - 130 %
% Nitrobenzene-d5	59		%	1	06/10/20	WB	30 - 130 %

Ver 1

Project ID: ROCKVILLE MGP EVERSOURCE
Client ID: MW-29S

Phoenix I.D.: CG08836

Parameter	Result	RL/ PQL	Units	Dilution	Date/Time	By	Reference
% Terphenyl-d14	71		%	1	06/10/20	WB	30 - 130 %
% 2-Fluorobiphenyl (10x)	Diluted Out		%	10	06/11/20	WB	30 - 130 %
% Nitrobenzene-d5 (10x)	Diluted Out		%	10	06/11/20	WB	30 - 130 %
% Terphenyl-d14 (10x)	Diluted Out		%	10	06/11/20	WB	30 - 130 %

RL/PQL=Reporting/Practical Quantitation Level ND=Not Detected BRL=Below Reporting Level
QA/QC Surrogates: Surrogates are compounds (preceeded with a %) added by the lab to determine analysis efficiency. Surrogate results(%) listed in the report are not "detected" compounds.

Comments:

TPH Comment:
**Petroleum hydrocarbon chromatogram contains a multicomponent hydrocarbon distribution in the range of C9 to C19. The sample was quantitated against a C9-C36 alkane hydrocarbon standard.

If you are the client above and have any questions concerning this testing, please do not hesitate to contact Phoenix Client Services at ext.200.
The contents of this report cannot be discussed with anyone other than the client listed above without their written consent.



Phyllis Shiller, Laboratory Director

June 12, 2020

Reviewed and Released by: Greg Lawrence, Assistant Lab Director

Environmental Laboratories, Inc.
587 East Middle Turnpike, P.O.Box 370, Manchester, CT 06045
Tel. (860) 645-1102 Fax (860) 645-0823

Analysis Report

June 12, 2020

FOR: Attn: Mr. Lynn Willey
Tighe & Bond
213 Court St, Suite 1100
Middletown, CT 06457

Sample Information		Custody Information		Date	Time
Matrix:	WATER	Collected by:		06/08/20	
Location Code:	TIGHE-EVER	Received by:	LB	06/08/20	16:10
Rush Request:	72 Hour	Analyzed by:	see "By" below		
P.O.#:	10948703				

Laboratory Data

SDG ID: GCG08833
Phoenix ID: CG08837

Project ID: ROCKVILLE MGP EVERSOURCE
Client ID: TRIP BLANK

Parameter	Result	RL/ PQL	Units	Dilution	Date/Time	By	Reference
Volatiles							
1,1,1,2-Tetrachloroethane	ND	1.0	ug/L	1	06/08/20	MH	SW8260C
1,1,1-Trichloroethane	ND	1.0	ug/L	1	06/08/20	MH	SW8260C
1,1,2,2-Tetrachloroethane	ND	0.50	ug/L	1	06/08/20	MH	SW8260C
1,1,2-Trichloroethane	ND	1.0	ug/L	1	06/08/20	MH	SW8260C
1,1-Dichloroethane	ND	1.0	ug/L	1	06/08/20	MH	SW8260C
1,1-Dichloroethene	ND	1.0	ug/L	1	06/08/20	MH	SW8260C
1,1-Dichloropropene	ND	1.0	ug/L	1	06/08/20	MH	SW8260C
1,2,3-Trichlorobenzene	ND	1.0	ug/L	1	06/08/20	MH	SW8260C
1,2,3-Trichloropropane	ND	1.0	ug/L	1	06/08/20	MH	SW8260C
1,2,4-Trichlorobenzene	ND	1.0	ug/L	1	06/08/20	MH	SW8260C
1,2,4-Trimethylbenzene	ND	1.0	ug/L	1	06/08/20	MH	SW8260C
1,2-Dibromo-3-chloropropane	ND	1.0	ug/L	1	06/08/20	MH	SW8260C
1,2-Dibromoethane	ND	1.0	ug/L	1	06/08/20	MH	SW8260C
1,2-Dichlorobenzene	ND	1.0	ug/L	1	06/08/20	MH	SW8260C
1,2-Dichloroethane	ND	0.60	ug/L	1	06/08/20	MH	SW8260C
1,2-Dichloropropane	ND	1.0	ug/L	1	06/08/20	MH	SW8260C
1,3,5-Trimethylbenzene	ND	1.0	ug/L	1	06/08/20	MH	SW8260C
1,3-Dichlorobenzene	ND	1.0	ug/L	1	06/08/20	MH	SW8260C
1,3-Dichloropropane	ND	1.0	ug/L	1	06/08/20	MH	SW8260C
1,4-Dichlorobenzene	ND	1.0	ug/L	1	06/08/20	MH	SW8260C
2,2-Dichloropropane	ND	1.0	ug/L	1	06/08/20	MH	SW8260C
2-Chlorotoluene	ND	1.0	ug/L	1	06/08/20	MH	SW8260C
2-Hexanone	ND	5.0	ug/L	1	06/08/20	MH	SW8260C
2-Isopropyltoluene	ND	1.0	ug/L	1	06/08/20	MH	SW8260C
4-Chlorotoluene	ND	1.0	ug/L	1	06/08/20	MH	SW8260C
4-Methyl-2-pentanone	ND	5.0	ug/L	1	06/08/20	MH	SW8260C

Ver 1

Project ID: ROCKVILLE MGP EVERSOURCE
Client ID: TRIP BLANK

Phoenix I.D.: CG08837

Parameter	Result	RL/ PQL	Units	Dilution	Date/Time	By	Reference
Acetone	ND	25	ug/L	1	06/08/20	MH	SW8260C
Acrylonitrile	ND	1.0	ug/L	1	06/08/20	MH	SW8260C
Benzene	ND	0.70	ug/L	1	06/08/20	MH	SW8260C
Bromobenzene	ND	1.0	ug/L	1	06/08/20	MH	SW8260C
Bromochloromethane	ND	1.0	ug/L	1	06/08/20	MH	SW8260C
Bromodichloromethane	ND	0.50	ug/L	1	06/08/20	MH	SW8260C
Bromoform	ND	1.0	ug/L	1	06/08/20	MH	SW8260C
Bromomethane	ND	1.0	ug/L	1	06/08/20	MH	SW8260C
Carbon Disulfide	ND	5.0	ug/L	1	06/08/20	MH	SW8260C
Carbon tetrachloride	ND	1.0	ug/L	1	06/08/20	MH	SW8260C
Chlorobenzene	ND	1.0	ug/L	1	06/08/20	MH	SW8260C
Chloroethane	ND	1.0	ug/L	1	06/08/20	MH	SW8260C
Chloroform	ND	1.0	ug/L	1	06/08/20	MH	SW8260C
Chloromethane	ND	1.0	ug/L	1	06/08/20	MH	SW8260C
cis-1,2-Dichloroethene	ND	1.0	ug/L	1	06/08/20	MH	SW8260C
cis-1,3-Dichloropropene	ND	0.40	ug/L	1	06/08/20	MH	SW8260C
Dibromochloromethane	ND	0.50	ug/L	1	06/08/20	MH	SW8260C
Dibromomethane	ND	1.0	ug/L	1	06/08/20	MH	SW8260C
Dichlorodifluoromethane	ND	1.0	ug/L	1	06/08/20	MH	SW8260C
Ethylbenzene	ND	1.0	ug/L	1	06/08/20	MH	SW8260C
Hexachlorobutadiene	ND	0.40	ug/L	1	06/08/20	MH	SW8260C
Isopropylbenzene	ND	1.0	ug/L	1	06/08/20	MH	SW8260C
m&p-Xylene	ND	1.0	ug/L	1	06/08/20	MH	SW8260C
Methyl ethyl ketone	ND	5.0	ug/L	1	06/08/20	MH	SW8260C
Methyl t-butyl ether (MTBE)	ND	1.0	ug/L	1	06/08/20	MH	SW8260C
Methylene chloride	ND	1.0	ug/L	1	06/08/20	MH	SW8260C
Naphthalene	ND	1.0	ug/L	1	06/08/20	MH	SW8260C
n-Butylbenzene	ND	1.0	ug/L	1	06/08/20	MH	SW8260C
n-Propylbenzene	ND	1.0	ug/L	1	06/08/20	MH	SW8260C
o-Xylene	ND	1.0	ug/L	1	06/08/20	MH	SW8260C
p-Isopropyltoluene	ND	1.0	ug/L	1	06/08/20	MH	SW8260C
sec-Butylbenzene	ND	1.0	ug/L	1	06/08/20	MH	SW8260C
Styrene	ND	1.0	ug/L	1	06/08/20	MH	SW8260C
tert-Butylbenzene	ND	1.0	ug/L	1	06/08/20	MH	SW8260C
Tetrachloroethene	ND	1.0	ug/L	1	06/08/20	MH	SW8260C
Tetrahydrofuran (THF)	ND	2.5	ug/L	1	06/08/20	MH	SW8260C
Toluene	ND	1.0	ug/L	1	06/08/20	MH	SW8260C
Total Xylenes	ND	1.0	ug/L	1	06/08/20	MH	SW8260C
trans-1,2-Dichloroethene	ND	1.0	ug/L	1	06/08/20	MH	SW8260C
trans-1,3-Dichloropropene	ND	0.40	ug/L	1	06/08/20	MH	SW8260C
trans-1,4-dichloro-2-butene	ND	5.0	ug/L	1	06/08/20	MH	SW8260C
Trichloroethene	ND	1.0	ug/L	1	06/08/20	MH	SW8260C
Trichlorofluoromethane	ND	1.0	ug/L	1	06/08/20	MH	SW8260C
Trichlorotrifluoroethane	ND	1.0	ug/L	1	06/08/20	MH	SW8260C
Vinyl chloride	ND	1.0	ug/L	1	06/08/20	MH	SW8260C
QA/QC Surrogates							
% 1,2-dichlorobenzene-d4	97		%	1	06/08/20	MH	70 - 130 %
% Bromofluorobenzene	94		%	1	06/08/20	MH	70 - 130 %
% Dibromofluoromethane	94		%	1	06/08/20	MH	70 - 130 %

Ver 1

Project ID: ROCKVILLE MGP EVERSOURCE
Client ID: TRIP BLANK

Phoenix I.D.: CG08837

Parameter	Result	RL/ PQL	Units	Dilution	Date/Time	By	Reference
% Toluene-d8	101		%	1	06/08/20	MH	70 - 130 %

RL/PQL=Reporting/Practical Quantitation Level ND=Not Detected BRL=Below Reporting Level
QA/QC Surrogates: Surrogates are compounds (preceeded with a %) added by the lab to determine analysis efficiency. Surrogate results(%) listed in the report are not "detected" compounds.

Comments:

TRIP BLANK INCLUDED.

If you are the client above and have any questions concerning this testing, please do not hesitate to contact Phoenix Client Services at ext.200.
The contents of this report cannot be discussed with anyone other than the client listed above without their written consent.



Phyllis Shiller, Laboratory Director
June 12, 2020
Reviewed and Released by: Greg Lawrence, Assistant Lab Director

Environmental Laboratories, Inc.
587 East Middle Turnpike, P.O.Box 370, Manchester, CT 06045
Tel. (860) 645-1102 Fax (860) 645-0823

QA/QC Report

June 12, 2020

QA/QC Data

SDG I.D.: GCG08833

Parameter	Blank	Blk RL	Sample Result	Dup Result	Dup RPD	LCS %	LCSD %	LCS RPD	MS %	MSD %	MS RPD	% Rec Limits	% RPD Limits
QA/QC Batch 532732 (mg/L), QC Sample No: CG08550 (CG08833, CG08834, CG08835, CG08836)													
Mercury - Water	BRL	0.0002	<0.0002	<0.0002	NC	112			104			80 - 120	20
Comment:													
Additional Mercury criteria: LCS acceptance range for waters is 80-120% and for soils is 70-130%. MS acceptance range is 75-125%.													
QA/QC Batch 532682 (mg/L), QC Sample No: CG08040 (CG08833, CG08834, CG08835, CG08836)													
ICP Metals - Aqueous													
Arsenic	BRL	0.004	<0.004	<0.004	NC	103	103	0.0	102			80 - 120	20
Barium	BRL	0.002	0.016	0.016	0	98.5	99.8	1.3	98.8			80 - 120	20
Cadmium	BRL	0.001	<0.001	<0.001	NC	102	103	1.0	101			80 - 120	20
Chromium	BRL	0.001	<0.001	<0.001	NC	102	103	1.0	102			80 - 120	20
Lead	BRL	0.002	<0.002	<0.002	NC	99.3	99.4	0.1	98.0			80 - 120	20
Selenium	BRL	0.010	<0.010	<0.010	NC	100	96.9	3.1	97.3			80 - 120	20
Silver	BRL	0.001	<0.001	<0.001	NC	97.8	100	2.2	98.9			80 - 120	20
Comment:													
Additional Criteria: LCS acceptance range is 80-120% MS acceptance range 75-125%.													

Environmental Laboratories, Inc.
587 East Middle Turnpike, P.O.Box 370, Manchester, CT 06045
Tel. (860) 645-1102 Fax (860) 645-0823

QA/QC Report

June 12, 2020

QA/QC Data

SDG I.D.: GCG08833

Parameter	Blank	Blk RL	Sample Result	Dup Result	Dup RPD	LCS %	LCSD %	LCS RPD	MS %	MSD %	MS RPD	% Rec Limits	% RPD Limits
QA/QC Batch 532838 (mg/L), QC Sample No: CG07894 (CG08833, CG08834, CG08835, CG08836)													
Total Cyanide	BRL	0.010	<0.010	<0.010	NC	97.3			93.5			90 - 110	20
Comment:													
Additional: LCS acceptance range is 80-120% for soils MS acceptance range 75-125% for soils													

Environmental Laboratories, Inc.
587 East Middle Turnpike, P.O.Box 370, Manchester, CT 06045
Tel. (860) 645-1102 Fax (860) 645-0823

QA/QC Report

June 12, 2020

QA/QC Data

SDG I.D.: GCG08833

Parameter	Blank	Blk RL	LCS %	LCSD %	LCS RPD	MS %	MSD %	MS RPD	% Rec Limits	% RPD Limits	
QA/QC Batch 532668 (mg/L), QC Sample No: CG07547 (CG08833, CG08834, CG08835)											
TPH by GC (Extractable Products) - Ground Water											
Ext. Petroleum H.C. (C9-C36)	ND	0.10	88	90	2.2				60 - 120	30	
% n-Pentacosane	99	%	97	98	1.0				50 - 150	20	
Comment:											
Additional surrogate criteria: LCS acceptance range is 60-120% MS acceptance range 50-150%. The ETPH/DRO LCS has been normalized based on the alkane calibration.											
QA/QC Batch 532825 (mg/L), QC Sample No: CG08836 (CG08836)											
TPH by GC (Extractable Products) - Ground Water											
Ext. Petroleum H.C. (C9-C36)	ND	0.10	95	93	2.1				60 - 120	30	
% n-Pentacosane	80	%	90	93	3.3				50 - 150	20	
Comment:											
Additional surrogate criteria: LCS acceptance range is 60-120% MS acceptance range 50-150%. The ETPH/DRO LCS has been normalized based on the alkane calibration.											
QA/QC Batch 532823 (ug/L), QC Sample No: CG08732 (CG08833, CG08834, CG08835, CG08836)											
Semivolatiles by SIM, PAH - Ground Water											
2-Methylnaphthalene	ND	0.50	57	70	20.5				30 - 130	20	
Acenaphthene	ND	0.50	71	71	0.0				30 - 130	20	
Acenaphthylene	ND	0.30	74	42	55.2				30 - 130	20	r
Anthracene	ND	0.50	82	73	11.6				30 - 130	20	
Benz(a)anthracene	ND	0.02	91	82	10.4				30 - 130	20	
Benzo(a)pyrene	ND	0.02	93	57	48.0				30 - 130	20	r
Benzo(b)fluoranthene	ND	0.02	98	96	2.1				30 - 130	20	
Benzo(ghi)perylene	ND	0.48	67	61	9.4				30 - 130	20	
Benzo(k)fluoranthene	ND	0.02	67	64	4.6				30 - 130	20	
Chrysene	ND	0.02	75	72	4.1				30 - 130	20	
Dibenz(a,h)anthracene	ND	0.10	81	81	0.0				30 - 130	20	
Fluoranthene	ND	0.50	83	74	11.5				30 - 130	20	
Fluorene	ND	0.50	73	72	1.4				30 - 130	20	
Indeno(1,2,3-cd)pyrene	ND	0.02	81	74	9.0				30 - 130	20	
Naphthalene	ND	0.50	59	79	29.0				30 - 130	20	r
Phenanthrene	ND	0.06	88	80	9.5				30 - 130	20	
Pyrene	ND	0.50	86	67	24.8				30 - 130	20	r
% 2-Fluorobiphenyl	61	%	54	58	7.1				30 - 130	20	
% Nitrobenzene-d5	71	%	58	67	14.4				30 - 130	20	
% Terphenyl-d14	82	%	80	79	1.3				30 - 130	20	
Comment:											
Additional 8270 criteria:20% of compounds can be outside of acceptance criteria as long as recovery is at least 10%. (Acid surrogates acceptance range for aqueous samples: 15-110%, for soils 30-130%)											
QA/QC Batch 532973 (ug/L), QC Sample No: CG05386 (CG08836 (5X, 50X))											
Volatiles - Ground Water											
Benzene	ND	0.70	103	105	1.9	107	110	2.8	70 - 130	30	

QA/QC Data

SDG I.D.: GCG08833

Parameter	Blank	Blk RL	LCS %	LCSD %	LCS RPD	MS %	MSD %	MS RPD	% Rec Limits	% RPD Limits
Ethylbenzene	ND	1.0	99	101	2.0	105	107	1.9	70 - 130	30
Naphthalene	ND	1.0	95	103	8.1	76	78	2.6	70 - 130	30
o-Xylene	ND	1.0	101	102	1.0	104	104	0.0	70 - 130	30
% 1,2-dichlorobenzene-d4	96	%	97	101	4.0	98	99	1.0	70 - 130	30
% Bromofluorobenzene	92	%	97	94	3.1	96	98	2.1	70 - 130	30
% Dibromofluoromethane	84	%	91	96	5.3	90	91	1.1	70 - 130	30
% Toluene-d8	99	%	103	103	0.0	100	103	3.0	70 - 130	30

Comment:

Additional 8260 criteria: 10% of LCS/LCSD compounds can be outside of acceptance criteria as long as recovery is 40-160%, 25-160% for Chloroethane-HL and Trichlorofluoromethane-HL.

QA/QC Batch 532779 (ug/L), QC Sample No: CG08837 (CG08833, CG08834, CG08835, CG08836, CG08837)

Volatiles - Ground Water

1,1,1,2-Tetrachloroethane	ND	1.0	106	114	7.3				70 - 130	30
1,1,1-Trichloroethane	ND	1.0	96	107	10.8				70 - 130	30
1,1,2,2-Tetrachloroethane	ND	0.50	102	110	7.5				70 - 130	30
1,1,2-Trichloroethane	ND	1.0	89	99	10.6				70 - 130	30
1,1-Dichloroethane	ND	1.0	95	102	7.1				70 - 130	30
1,1-Dichloroethene	ND	1.0	86	93	7.8				70 - 130	30
1,1-Dichloropropene	ND	1.0	92	94	2.2				70 - 130	30
1,2,3-Trichlorobenzene	ND	1.0	84	93	10.2				70 - 130	30
1,2,3-Trichloropropane	ND	1.0	88	99	11.8				70 - 130	30
1,2,4-Trichlorobenzene	ND	1.0	88	91	3.4				70 - 130	30
1,2,4-Trimethylbenzene	ND	1.0	98	96	2.1				70 - 130	30
1,2-Dibromo-3-chloropropane	ND	1.0	101	106	4.8				70 - 130	30
1,2-Dibromoethane	ND	1.0	90	99	9.5				70 - 130	30
1,2-Dichlorobenzene	ND	1.0	91	92	1.1				70 - 130	30
1,2-Dichloroethane	ND	1.0	78	86	9.8				70 - 130	30
1,2-Dichloropropane	ND	1.0	98	104	5.9				70 - 130	30
1,3,5-Trimethylbenzene	ND	1.0	103	98	5.0				70 - 130	30
1,3-Dichlorobenzene	ND	1.0	95	96	1.0				70 - 130	30
1,3-Dichloropropane	ND	1.0	92	98	6.3				70 - 130	30
1,4-Dichlorobenzene	ND	1.0	91	93	2.2				70 - 130	30
2,2-Dichloropropane	ND	1.0	104	109	4.7				70 - 130	30
2-Chlorotoluene	ND	1.0	102	99	3.0				70 - 130	30
2-Hexanone	ND	5.0	86	102	17.0				70 - 130	30
2-Isopropyltoluene	ND	1.0	102	100	2.0				70 - 130	30
4-Chlorotoluene	ND	1.0	100	96	4.1				70 - 130	30
4-Methyl-2-pentanone	ND	5.0	94	106	12.0				70 - 130	30
Acetone	ND	5.0	70	81	14.6				70 - 130	30
Acrylonitrile	ND	5.0	92	103	11.3				70 - 130	30
Benzene	ND	0.70	98	101	3.0				70 - 130	30
Bromobenzene	ND	1.0	95	97	2.1				70 - 130	30
Bromochloromethane	ND	1.0	83	99	17.6				70 - 130	30
Bromodichloromethane	ND	0.50	94	105	11.1				70 - 130	30
Bromoform	ND	1.0	99	119	18.3				70 - 130	30
Bromomethane	ND	1.0	75	78	3.9				70 - 130	30
Carbon Disulfide	ND	1.0	87	92	5.6				70 - 130	30
Carbon tetrachloride	ND	1.0	120	134	11.0				70 - 130	30
Chlorobenzene	ND	1.0	95	98	3.1				70 - 130	30
Chloroethane	ND	1.0	92	96	4.3				70 - 130	30
Chloroform	ND	1.0	88	97	9.7				70 - 130	30
Chloromethane	ND	1.0	82	86	4.8				70 - 130	30

QA/QC Data

SDG I.D.: GCG08833

Parameter	Blank	Blk RL	LCS %	LCSD %	LCS RPD	MS %	MSD %	MS RPD	% Rec Limits	% RPD Limits
cis-1,2-Dichloroethene	ND	1.0	94	104	10.1				70 - 130	30
cis-1,3-Dichloropropene	ND	0.40	94	102	8.2				70 - 130	30
Dibromochloromethane	ND	0.50	99	113	13.2				70 - 130	30
Dibromomethane	ND	1.0	87	97	10.9				70 - 130	30
Dichlorodifluoromethane	ND	1.0	114	113	0.9				70 - 130	30
Ethylbenzene	ND	1.0	99	100	1.0				70 - 130	30
Hexachlorobutadiene	ND	0.40	95	95	0.0				70 - 130	30
Isopropylbenzene	ND	1.0	106	102	3.8				70 - 130	30
m&p-Xylene	ND	1.0	100	100	0.0				70 - 130	30
Methyl ethyl ketone	ND	5.0	80	101	23.2				70 - 130	30
Methyl t-butyl ether (MTBE)	ND	1.0	70	86	20.5				70 - 130	30
Methylene chloride	ND	1.0	73	82	11.6				70 - 130	30
Naphthalene	ND	1.0	88	97	9.7				70 - 130	30
n-Butylbenzene	ND	1.0	109	102	6.6				70 - 130	30
n-Propylbenzene	ND	1.0	105	99	5.9				70 - 130	30
o-Xylene	ND	1.0	98	100	2.0				70 - 130	30
p-Isopropyltoluene	ND	1.0	105	101	3.9				70 - 130	30
sec-Butylbenzene	ND	1.0	112	107	4.6				70 - 130	30
Styrene	ND	1.0	95	99	4.1				70 - 130	30
tert-Butylbenzene	ND	1.0	100	95	5.1				70 - 130	30
Tetrachloroethene	ND	1.0	94	96	2.1				70 - 130	30
Tetrahydrofuran (THF)	ND	2.5	82	103	22.7				70 - 130	30
Toluene	ND	1.0	104	107	2.8				70 - 130	30
trans-1,2-Dichloroethene	ND	1.0	82	84	2.4				70 - 130	30
trans-1,3-Dichloropropene	ND	0.40	91	101	10.4				70 - 130	30
trans-1,4-dichloro-2-butene	ND	5.0	116	126	8.3				70 - 130	30
Trichloroethene	ND	1.0	91	93	2.2				70 - 130	30
Trichlorofluoromethane	ND	1.0	90	96	6.5				70 - 130	30
Trichlorotrifluoroethane	ND	1.0	93	99	6.3				70 - 130	30
Vinyl chloride	ND	1.0	97	103	6.0				70 - 130	30
% 1,2-dichlorobenzene-d4	99	%	95	97	2.1				70 - 130	30
% Bromofluorobenzene	95	%	94	96	2.1				70 - 130	30
% Dibromofluoromethane	97	%	90	100	10.5				70 - 130	30
% Toluene-d8	98	%	102	101	1.0				70 - 130	30

Comment:

A LCS and LCS Duplicate were performed instead of a matrix spike and matrix spike duplicate.

Additional 8260 criteria: 10% of LCS/LCSD compounds can be outside of acceptance criteria as long as recovery is 40-160%, 25-160% for Chloroethane-HL and Trichlorofluoromethane-HL.

l = This parameter is outside laboratory LCS/LCSD specified recovery limits.
r = This parameter is outside laboratory RPD specified recovery limits.

If there are any questions regarding this data, please call Phoenix Client Services at extension 200.

RPD - Relative Percent Difference
LCS - Laboratory Control Sample
LCSD - Laboratory Control Sample Duplicate
MS - Matrix Spike
MS Dup - Matrix Spike Duplicate
NC - No Criteria
Intf - Interference

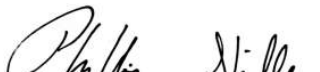

Phyllis Shiller, Laboratory Director
June 12, 2020

Friday, June 12, 2020

Criteria: CT: RV, SWP

State: CT

Sample Criteria Exceedances Report

GCG08833 - TIGHE-EVER

SampNo	Acode	Phoenix Analyte	Criteria	Result	RL	Criteria	RL Criteria	Analysis Units
CG08834	$8100CTSIMR	Phenanthrene	CT / RSR SWPC (ug/l) / Semivolatiles	3.2	0.06	0.077	0.077	ug/L
CG08834	$8100CTSIMR	Acenaphthylene	CT / RSR SWPC (ug/l) / Semivolatiles	12	0.05	0.3	0.3	ug/L
CG08836	$8100CTSIMR	Phenanthrene	CT / RSR SWPC (ug/l) / Semivolatiles	5.9	0.06	0.077	0.077	ug/L
CG08836	$8100CTSIMR	Acenaphthylene	CT / RSR SWPC (ug/l) / Semivolatiles	2.0	0.28	0.3	0.3	ug/L
CG08836	$8260GWR	Benzene	CT / RSR GWVC RES (ug/l) / Volatiles	390	35	215	215	ug/L
CG08836	$ETPH_WMR	Ext. Petroleum H.C. (C9-C36)	CT / RSR SWPC (ug/l) / APS Organics	1.2	0.066	0.25	0.25	mg/L

Phoenix Laboratories does not assume responsibility for the data contained in this exceedance report. It is provided as an additional tool to identify requested criteria exceedences. All efforts are made to ensure the accuracy of the data (obtained from appropriate agencies). A lack of exceedence information does not necessarily suggest conformance to the criteria. It is ultimately the site professional's responsibility to determine appropriate compliance.

REASONABLE CONFIDENCE PROTOCOL
LABORATORY ANALYSIS QA/QC CERTIFICATION FORM

Laboratory Name: Phoenix Environmental Labs, Inc. ***Client:*** Tighe & Bond

Project Location: ROCKVILLE MGP EVERSOURCE ***Project Number:***

Laboratory Sample ID(s): CG08833-CG08837 ***Sampling Date(s):*** 6/8/2020

List RCP Methods Used (e.g., 8260, 8270, et cetera) 6010, 7470/7471, 8260, 8270, ETPH

1	**For each analytical method referenced in this laboratory report package, were all specified QA/QC performance criteria followed, including the requirement to explain any criteria falling outside of acceptable guidelines, as specified in the CT DEP method-specific Reasonable Confidence Protocol documents?**	☑ Yes ☐ No
1A	**Were the method specified preservation and holding time requirements met?**	☑ Yes ☐ No
1B	***VPH and EPH methods only:*** **Was the VPH or EPH method conducted without significant modifications (see section 11.3 of respective RCP methods)**	☐ Yes ☐ No ☑ NA
2	**Were all samples received by the laboratory in a condition consistent with that described on the associated Chain-of-Custody document(s)?**	☑ Yes ☐ No
3	**Were samples received at an appropriate temperature (< 6 Degrees C)?**	☑ Yes ☐ No ☐ NA
4	**Were all QA/QC performance criteria specified in the Reasonable Confidence Protocol documents acheived? See Sections: SVOASIM Narration, VOA Narration.**	☐ Yes ☑ No
5	**a) Were reporting limits specified or referenced on the chain-of-custody?** **b) Were these reporting limits met?**	☑ Yes ☐ No ☑ Yes ☐ No
6	**For each analytical method referenced in this laboratory report package, were results reported for all constituents identified in the method-specific analyte lists presented in the Reasonable Confidence Protocol documents?**	☐ Yes ☑ No
7	**Are project-specific matrix spikes and laboratory duplicates included in the data set?**	☐ Yes ☑ No

Notes: For all questions to which the response was "No" (with the exception of question #7), additional information must be provided in an attached narrative. If the answer to question #1, #1A or 1B is "No", the data package does not meet the requirements for "Reasonable Confidence". This form may not be altered and all questions must be answered.

I, the undersigned, attest under the pains and penalties of perjury that, to the best of my knowledge and belief and based upon my personal inquiry of those responsible for providing the information contained in this analytical report, such information is accurate and complete.

Authorized Signature:  **Position:** Assistant Lab Director

Printed Name: Greg Lawrence **Date:** Friday, June 12, 2020

Name of Laboratory Phoenix Environmental Labs, Inc.

This certification form is to be used for RCP methods only.

CTDEP RCP Laboratory Analysis QA/QC Certification Form - November 2007
Laboratory Quality Assurance and Quality Control Guidance Reasonable Confidence Protocols

Environmental Laboratories, Inc.
587 East Middle Turnpike, P.O.Box 370, Manchester, CT 06045
Tel. (860) 645-1102 Fax (860) 645-0823

NY # 11301

RCP Certification Report

June 12, 2020

SDG I.D.: GCG08833

SDG Comments

Metals Analysis:
The client requested a shorter list of elements than the 6010 RCP list. Only the RCRA 8 Metals are reported as requested on the chain of custody.

8270 Semi-volatile Organics:
Only the PAH constituents are reported as requested on the chain-of-custody. In order to achieve the requested reporting levels for the target compounds, the sample was extracted and analyzed via 8270 selective ion monitoring (SIM).

Cyanide Narration

Were all QA/QC performance criteria specified in the Reasonable Confidence Protocol documents achieved? Yes.

Instrument:

LACHAT 06/10/20-1 Kevin Twohig, Greg Danielewski, Chemist 06/10/20

CG08833 , CG08834 , CG08835 , CG08836

The samples were distilled in accordance with the method.
The initial calibration met criteria.

The calibration check standards (ICV,CCV) were within 15% of true value and were analyzed at a frequencey of one per ten samples.
The continuing calibration blanks (ICB,CCB) had concentrations less than the reporting level.

The method blank, laboratory control sample (LCS), and matrix spike were distilled with the samples.

QC (Batch Specific):

Batch 532838 (CG07894)

CG08833, CG08834, CG08835, CG08836

All LCS recoveries were within 90 - 110 with the following exceptions: None.
Additional: LCS acceptance range is 80-120% for soils MS acceptance range 75-125% for soils

ETPH Narration

Were all QA/QC performance criteria specified in the Reasonable Confidence Protocol documents achieved? Yes.

Instrument:

AU-FID21 06/10/20-1 Jeff Bucko, Chemist 06/10/20

CG08836 (1X)

The initial calibration (ETPH420I) RSD for the compound list was less than 30% except for the following compounds: None.
As per section 7.2.3, a discrimination check standard was run (610A003_1) and contained the following outliers: None.
The continuing calibration %D for the compound list was less than 30% except for the following compounds:None.

AU-XL2 06/09/20-1 Jeff Bucko, Chemist 06/09/20

CG08833 (1X), CG08834 (1X), CG08835 (1X)

The initial calibration (ETPH609I) RSD for the compound list was less than 30% except for the following compounds: None.
As per section 7.2.3, a discrimination check standard was run (609A012_1) and contained the following outliers: None.
The continuing calibration %D for the compound list was less than 30% except for the following compounds:None.

Environmental Laboratories, Inc.
587 East Middle Turnpike, P.O.Box 370, Manchester, CT 06045
Tel. (860) 645-1102 Fax (860) 645-0823

ACCREDITED IN ACCORDANCE WITH nelac NY # 11301

RCP Certification Report

June 12, 2020

SDG I.D.: GCG08833

ETPH Narration

QC (Batch Specific):

Batch 532668 (CG07547)

CG08833, CG08834, CG08835

All LCS recoveries were within 60 - 120 with the following exceptions: None.
All LCSD recoveries were within 60 - 120 with the following exceptions: None.
All LCS/LCSD RPDs were less than 30% with the following exceptions: None.
Additional surrogate criteria: LCS acceptance range is 60-120% MS acceptance range 50-150%. The ETPH/DRO LCS has been normalized based on the alkane calibration.

Batch 532825 (CG08836)

CG08836

All LCS recoveries were within 60 - 120 with the following exceptions: None.
All LCSD recoveries were within 60 - 120 with the following exceptions: None.
All LCS/LCSD RPDs were less than 30% with the following exceptions: None.
Additional surrogate criteria: LCS acceptance range is 60-120% MS acceptance range 50-150%. The ETPH/DRO LCS has been normalized based on the alkane calibration.

Mercury Narration

Were all QA/QC performance criteria specified in the analytical method achieved? Yes.

Instrument:

MERLIN 06/09/20 07:45 Rick Schweitzer, Chemist 06/09/20

CG08833, CG08834, CG08835, CG08836

The method preparation blank, ICB, and CCBs contain all of the acids and reagents as the samples.
The initial calibration met all criteria including a standard run at or below the reporting level.
All calibration verification standards (ICV, CCV) met criteria.
All calibration blank verification standards (ICB, CCB) met criteria.
The matrix spike sample is used to identify spectral interference for each batch of samples, if within 85-115%, no interference is observed and no further action is taken.
The following Initial Calibration Verification (ICV) compounds did not meet criteria: None.
The following Continuing Calibration Verification (CCV) compounds did not meet criteria: None.

QC (Batch Specific):

Batch 532732 (CG08550)

CG08833, CG08834, CG08835, CG08836

All LCS recoveries were within 80 - 120 with the following exceptions: None.
Additional Mercury criteria: LCS acceptance range for waters is 80-120% and for soils is 70-130%. MS acceptance range is 75-125%.

ICP Metals Narration

Were all QA/QC performance criteria specified in the analytical method achieved? Yes.

Instrument:

BLUE 06/09/20 10:16 Cindy Pearce, Chemist 06/09/20

PHOENIX

Environmental Laboratories, Inc.
587 East Middle Turnpike, P.O.Box 370, Manchester, CT 06045
Tel. (860) 645-1102 Fax (860) 645-0823

ACCREDITED IN ACCORDANCE WITH nelac NY # 11301

Certification Report

June 12, 2020

SDG I.D.: GCG08833

ICP Metals Narration

CG08833, CG08834, CG08835, CG08836

The initial calibration met criteria.
The continuing calibration standards met criteria for all the elements reported. The linear range is defined daily by the calibration range.
The continuing calibration blanks were less than the reporting level for the elements reported.
The ICSA and ICSAB were analyzed at the beginning and end of the run and were within criteria.The linear range is defined daily by the calibration range.
The following Initial Calibration Verification (ICV) compounds did not meet criteria: None.
The following Continuing Calibration Verification (CCV) compounds did not meet criteria: None.
The following ICP Interference Check (ICSAB) compounds did not meet criteria: None.

QC (Batch Specific):

Batch 532682 (CG08040)

CG08833, CG08834, CG08835, CG08836

All LCS recoveries were within 80 - 120 with the following exceptions: None.
All LCSD recoveries were within 80 - 120 with the following exceptions: None.
All LCS/LCSD RPDs were less than 20% with the following exceptions: None.
Additional Criteria: LCS acceptance range is 80-120% MS acceptance range 75-125%.

SVOA Narration

Were all QA/QC performance criteria specified in the Reasonable Confidence Protocol documents achieved? Yes.

Instrument:

CHEM36 06/10/20-1 Wes Bryon, Chemist 06/10/20

CG08834 (1X), CG08836 (10X)

Initial Calibration Evaluation (CHEM36/36_SPLIT_0501):
100% of target compounds met criteria.
The following compounds had %RSDs >20%: None.
The following compounds did not meet recommended response factors: None.
The following compounds did not meet a minimum response factors: None.

Continuing Calibration Verification (CHEM36/0610_16-36_SPLIT_0501):
Internal standard areas were within 50 to 200% of the initial calibration with the following exceptions: None.
98% of target compounds met criteria.
The following compounds did not meet % deviation criteria: None.
The following compounds did not meet maximum % deviations: None.
The following compounds did not meet recommended response factors: None.
The following compounds did not meet minimum response factors: None.

QC (Batch Specific):

Batch 532823 (CG08732)

CG08833, CG08834, CG08835, CG08836

All LCS recoveries were within 30 - 130 with the following exceptions: None.
All LCSD recoveries were within 30 - 130 with the following exceptions: None.
All LCS/LCSD RPDs were less than 20% with the following exceptions: Acenaphthylene(55.2%), Benzo(a)pyrene(48.0%),

Environmental Laboratories, Inc.
587 East Middle Turnpike, P.O.Box 370, Manchester, CT 06045
Tel. (860) 645-1102 Fax (860) 645-0823

NY # 11301

RCP Certification Report

June 12, 2020

SDG I.D.: GCG08833

SVOA Narration

Naphthalene(29.0%), Pyrene(24.8%)
Additional 8270 criteria:20% of compounds can be outside of acceptance criteria as long as recovery is at least 10%. (Acid surrogates acceptance range for aqueous samples: 15-110%, for soils 30-130%)
Additional 8270 criteria: 20% of compounds can be outside of acceptance criteria as long as recovery is at least 10%. (Acid surrogates acceptance range for aqueous samples: 15-110%, for soils 30-130%)

SVOASIM Narration

Were all QA/QC performance criteria specified in the Reasonable Confidence Protocol documents achieved? No.

QC Batch 532823 (Samples: CG08833, CG08834, CG08835, CG08836): -----

The LCS/LCSD RPD exceeds the method criteria for one analyte. This analyte was not reported in the sample(s). No significant variability is suspected. (Benzo(a)pyrene)

The LCS/LCSD RPD exceeds the method criteria for one or more analytes, therefore there may be variability in the reported result. (Acenaphthylene, Naphthalene, Pyrene)

Instrument:

CHEM27 06/10/20-1 Wes Bryon, Chemist 06/10/20

CG08833 (1X), CG08834 (1X), CG08835 (1X), CG08836 (1X)

For 8270 BN list, benzidine peak tailing was evaluated in the DFTPP tune and was found to be in control.

Initial Calibration Evaluation (CHEM27/27_BNSIM18_0604):
100% of target compounds met criteria.
The following compounds had %RSDs >20%: None.
The following compounds did not meet recommended response factors: None.
The following compounds did not meet a minimum response factors: None.

Continuing Calibration Verification (CHEM27/0610_03-27_BNSIM18_0604):
Internal standard areas were within 50 to 200% of the initial calibration with the following exceptions: None.
100% of target compounds met criteria.
The following compounds did not meet % deviation criteria: None.
The following compounds did not meet maximum % deviations: None.
The following compounds did not meet recommended response factors: None.
The following compounds did not meet minimum response factors: None.

QC (Batch Specific):

Batch 532823 (CG08732)

CG08833, CG08834, CG08835, CG08836

All LCS recoveries were within 30 - 130 with the following exceptions: None.
All LCSD recoveries were within 30 - 130 with the following exceptions: None.
All LCS/LCSD RPDs were less than 20% with the following exceptions: Acenaphthylene(55.2%), Benzo(a)pyrene(48.0%), Naphthalene(29.0%), Pyrene(24.8%)
Additional 8270 criteria:20% of compounds can be outside of acceptance criteria as long as recovery is at least 10%. (Acid surrogates acceptance range for aqueous samples: 15-110%, for soils 30-130%)

VOA Narration

Environmental Laboratories, Inc.
587 East Middle Turnpike, P.O.Box 370, Manchester, CT 06045
Tel. (860) 645-1102 Fax (860) 645-0823

ACCREDITED IN ACCORDANCE WITH nelac NY # 11301

RCP Certification Report

June 12, 2020

SDG I.D.: GCG08833

Were all QA/QC performance criteria specified in the Reasonable Confidence Protocol documents achieved? No.

QC Batch 532779 (Samples: CG08833, CG08834, CG08835, CG08836, CG08837): -----

The LCSD recovery is above the upper range for one analyte that was not reported in the sample(s), therefore no significant bias is suspected. (Carbon tetrachloride)

Instrument:

CHEM02 06/08/20-2 Michael Hahn, Chemist 06/08/20

CG08833 (1X), CG08834 (1X), CG08835 (1X), CG08836 (1X), CG08837 (1X)

Chem02 is a 25ml purge instrument. The laboratory minimum response factor is set at 0.01 instead of 0.05 for the 25ml purge instruments.
EPA method 8260D Table 4 supports this approach.

Initial Calibration Evaluation (CHEM02/VT-P060620):
93% of target compounds met criteria.
The following compounds had %RSDs >20%: 1,1,1,2-Tetrachloroethane 22% (20%), 1,2-Dibromo-3-chloropropane 34% (20%), Bromoform 34% (20%), Carbon tetrachloride 23% (20%), Dibromochloromethane 24% (20%)
The following compounds did not meet Table 4 recommended minimum response factors: Bromoform 0.090 (0.1)
The following compounds did not meet the minimum response factor of 0.05: None.

Continuing Calibration Verification (CHEM02/0608_32-VT-P060620):
Internal standard areas were within 50 to 200% of the initial calibration with the following exceptions: None.
98% of target compounds met criteria.
The following compounds did not meet % deviation criteria: None.
The following compounds did not meet maximum % deviations: None.
The following compounds did not meet Table 4 recommended minimum response factors: None.

CHEM02 06/09/20-1 Harry Mullin, Chemist 06/09/20

CG08836 (1X, 5X, 50X)

Chem02 is a 25ml purge instrument. The laboratory minimum response factor is set at 0.01 instead of 0.05 for the 25ml purge instruments.
EPA method 8260D Table 4 supports this approach.

Initial Calibration Evaluation (CHEM02/VT-P060620):
93% of target compounds met criteria.
The following compounds had %RSDs >20%: None.
The following compounds did not meet Table 4 recommended minimum response factors: None.
The following compounds did not meet the minimum response factor of 0.05: None.

Continuing Calibration Verification (CHEM02/0609_02-VT-P060620):
Internal standard areas were within 50 to 200% of the initial calibration with the following exceptions: None.
99% of target compounds met criteria.
The following compounds did not meet % deviation criteria: None.
The following compounds did not meet maximum % deviations: None.
The following compounds did not meet Table 4 recommended minimum response factors: None.

QC (Batch Specific):

Batch 532779 (CG08837) CHEM02 6/8/2020-2

CG08833(1X), CG08834(1X), CG08835(1X), CG08836(1X), CG08837(1X)

Environmental Laboratories, Inc.
587 East Middle Turnpike, P.O.Box 370, Manchester, CT 06045
Tel. (860) 645-1102 Fax (860) 645-0823

ACCREDITED IN ACCORDANCE WITH nelac NY # 11301

RCP Certification Report

June 12, 2020

SDG I.D.: GCG08833

VOA Narration

All LCS recoveries were within 70 - 130 with the following exceptions: None.
All LCSD recoveries were within 70 - 130 with the following exceptions: Carbon tetrachloride(134%)
All LCS/LCSD RPDs were less than 30% with the following exceptions: None.
A LCS and LCS Duplicate were performed instead of a matrix spike and matrix spike duplicate.
Additional 8260 criteria: 10% of LCS/LCSD compounds can be outside of acceptance criteria as long as recovery is 40-160%, 25-160% for Chloroethane-HL and Trichlorofluoromethane-HL.

Batch 532973 (CG05386) CHEM02 6/9/2020-1

CG08836(5X, 50X)

All LCS recoveries were within 70 - 130 with the following exceptions: None.
All LCSD recoveries were within 70 - 130 with the following exceptions: None.
All LCS/LCSD RPDs were less than 30% with the following exceptions: None.
Additional 8260 criteria: 10% of LCS/LCSD compounds can be outside of acceptance criteria as long as recovery is 40-160%, 25-160% for Chloroethane-HL and Trichlorofluoromethane-HL.

Temperature Narration

The samples were received at 3.2C with cooling initiated.
(Note acceptance criteria for relevant matrices is above freezing up to 6°C)

Cooler: Yes ☒ No ☐
Coolant: IPK ☐ ICE ☒ No ☐

PHOENIX
Environmental Laboratories, Inc.

CHAIN OF CUSTODY RECORD

587 East Middle Turnpike, P.O. Box 370, Manchester, CT 06040
Email: info@phoenixlabs.com Fax (860) 645-0823
Client Services (860) 645-8726

Temp 3.1°C Pg 1 of 1

Data Delivery/Contact Options:
☐ Fax:
☐ Phone:
☒ Email: drew.bischmann@eversource.com LEWilley@hinckleyallyn.com

Customer: Tighe + Bond
Address: 213 Court St Suite 1100
Middletown CT 06457

Project: Rocky River MGP Investigation
Report to: Lynn Willey / Drew Bischmann
Invoice to: Eversource Energy
QUOTE # EV0855208A

Project P.O: CW2067961/#1094203

This section MUST be completed with Bottle Quantities.

Client Sample - Information - Identification

Sampler's Signature: [signature] Date: 6/5/20

Matrix Code:
DW=Drinking Water **GW**=Ground Water **SW**=Surface Water **WW**=Waste Water
RW=Raw Water **SE**=Sediment **SL**=Sludge **S**=Soil **SD**=Solid **W**=Wipe **OIL**=Oil
B=Bulk **L**=Liquid **X** = _____(Other)

Analysis Request

PHOENIX USE ONLY SAMPLE #	Customer Sample Identification	Sample Matrix	Date Sampled	Time Sampled	VOCs	ETPH	PAHs	RCRA 8 metals	Total Cyanide	GL Amber 8 oz. w/H3PO4	Soil VOA Vials [ ] methanol [ ] H2O	GL Soil container ( ) oz	GL Soil container ( ) oz	40 ml VOA Vial [ ] As is [ ] HCl	GL Amber 1000ml [ ] As is [ ] H2SO4	PL As is [ ] 250ml [ ] 500ml [ ] 1000ml	PL H2SO4 [ ] 250ml [ ] 500ml	PL HNO3 250ml	PL NaOH 250ml	Bacteria Bottle w/thio	Bacteria Bottle as is
08833	MW-26S	GW	6/4/20	13:30	X	X	X	X	X				3	3			1	1			
08834	MW-26D	"	"	12:35	X	X	X	X	X				3	3			1	1			
08835	MW-26BR	"	"	10:35	X	X	X	X	X				3	3			1	1			
08836	MW-29S	"	"	15:05	X	X	X	X	X				3	3			1	1			
08837	Trip Blank	W	—	—	X								2								

Relinquished by:	Accepted by:	Date:	Time:
[signature]	[signature]	6/4/20	16:10

Comments, Special Requirements or Regulations:

Turnaround Time:
☐ 1 Day*
☐ 2 Days*
☐ 3 Days*
☒ Standard
☐ Other
* SURCHARGE APPLIES

RI
☐ (Residential) Direct Exposure
☐ (Comm/Industrial) Direct Exposure
☐ GA Leachability
☐ GB Leachability
☐ GA-GW Objectives
☐ GB-GW Objectives

CT
☒ RCP Cert
☐ GW Protection
☒ SW Protection
☐ GA Mobility
☐ GB Mobility
☐ Residential DEC
☐ I/C DEC
☒ Other RSR

MA
☐ MCP Certification
☐ GW-1 ☐ MWRA eSMART
☐ GW-2
☐ GW-3
☐ S-1 GW-1 ☐ S-1 GW-2 ☐ S-1 GW-3
☐ S-2 GW-1 ☐ S-2 GW-2 ☐ S-2 GW-3
☐ S-3 GW-1 ☐ S-3 GW-2 ☐ S-3 GW-3
☐ SW Protection

State where samples were collected: CT

Data Format
☒ Excel
☒ PDF
☐ GIS/Key
☐ EQuIS
☒ Other Geotech

Data Package
☐ Tier II Checklist
☐ Full Data Package*
☒ Phoenix Std Report
☐ Other
* SURCHARGE APPLIES

Sarah Bell

From: Lynn E. Willey <LEWilley@tighebond.com>
Sent: Monday, June 08, 2020 6:42 PM
To: Benjamin P. Caswell
Cc: Sarah Bell
Subject: Re: Phoenix Labs - GCG08838, ROCKVILLE MGP EVERSOURCE - COC Acknowledgement

Sarah

A clarification, SWPC and Res VC are needed.

Not GWPC- we are a GB area for this part of the investigation.

Thanks

Sent from my iPhone

On Jun 8, 2020, at 5:29 PM, Lynn E. Willey <LEWilley@tighebond.com> wrote:

> Hi Sarah
>
> One more thing. The samples do not require GWPC.
>
> Only SWPC, GWPC and Res VC.
>
> Thank you.
>
> Sent from my iPhone
>
> On Jun 8, 2020, at 5:26 PM, Lynn E. Willey <LEWilley@tighebond.com> wrote:
>
> > Hi Sarah
> >
> > Happy Monday! I hope that you are well.

I see there were soils logged in on our COC for Eversource Rockville MGP. Ben was sampling only groundwater. These are not part of my project.

Please recheck the log in on these.

Thank you.

Sent from my iPhone

Begin forwarded message:

> **From:** "clientservices@phoenixlabs.com" <clientservices@phoenixlabs.com>
> **Date:** June 8, 2020 at 5:20:36 PM EDT
> **To:** "Lynn E. Willey" <LEWilley@tighebond.com>
> **Subject: Phoenix Labs - GCG08838, ROCKVILLE MGP EVERSOURCE - COC Acknowledgement**
>
> [Caution - External Sender]
>
> Lynn,
>
> Please email client services only if you have a Price Quote# for this SDG, a Quote# was not listed on the COC.
>
> Purchase Order#:10948703
>
> GCG08838 Criteria:
> GROUND WATER(4): CT GWP (GA GW Protection), CT RV (Res GW Volatilization Criteria), CT SWP (SW Protection)
> WATER(1): CT GWP (GA GW Protection), CT RV (Res GW Volatilization Criteria), CT SWP (SW Protection)
>
> Please email client services only if you require criteria different than what is listed.
>
> Delivery group GCG08838 (ROCKVILLE MGP EVERSOURCE) has been logged in for the following samples:

Phoenix Id	Client Id
CG08833	MW-26S
CG08834	MW-26D
CG08835	MW-26BR
CG08836	MW-29S
CG08837	TRIP BLANK
CG08838	20060804-003
CG08839	20060804-010

The samples were received at 3.4C with cooling initiated. (Note acceptance criteria for relevant matrices is above freezing up to 6°C)

If there are any questions regarding this submittal, please call Phoenix Client Services at extension 200.

Phoenix Environmental Laboratories, Inc.
587 East Middle Turnpike
P.O. Box 370
Manchester, CT 06374
Tel. (860) 645-1102
Fax. (860) 645-0823
www.phoenixlabs.com

Please do not reply to this email.
cc'd:lewilley@tighebond.com;dean.bebis@eversource.com;drew.blicharz@eversource.com

<Sample Acknowledgement.pdf>

PHOENIX
Environmental Laboratories, Inc.

Monday, June 15, 2020

Attn: Ms. Lynn Willey
Tighe & Bond
213 Court St, Suite 1100
Middletown, CT 06457

Project ID: ROCKVILLE MGP EVERSOURCE
SDG ID: GCG09699
Sample ID#s: CG09699 - CG09703

This laboratory is in compliance with the NELAC requirements of procedures used except where indicated.

This report contains results for the parameters tested, under the sampling conditions described on the Chain Of Custody, as received by the laboratory. This report is incomplete unless all pages indicated in the pagination at the bottom of the page are included.

A scanned version of the COC form accompanies the analytical report and is an exact duplicate of the original.

If you are the client above and have any questions concerning this testing, please do not hesitate to contact Phoenix Client Services at ext.200. The contents of this report cannot be discussed with anyone other than the client listed above without their written consent.

Sincerely yours,

Phyllis Shiller
Laboratory Director

NELAC - #NY11301
CT Lab Registration #PH-0618
MA Lab Registration #M-CT007
ME Lab Registration #CT-007
NH Lab Registration #213693-A,B
NJ Lab Registration #CT-003
NY Lab Registration #11301
PA Lab Registration #68-03530
RI Lab Registration #63
UT Lab Registration #CT00007
VT Lab Registration #VT11301

Environmental Laboratories, Inc.
587 East Middle Turnpike, P.O.Box 370, Manchester, CT 06045
Tel. (860) 645-1102 Fax (860) 645-0823

Sample Id Cross Reference

June 15, 2020

SDG I.D.: GCG09699

Project ID: ROCKVILLE MGP EVERSOURCE

Client Id	Lab Id	Matrix
MW-29D	CG09699	GROUND WATER
MW-10D	CG09700	GROUND WATER
MW-39S	CG09701	GROUND WATER
MW-9S	CG09702	GROUND WATER
TRIP BLANK	CG09703	GROUND WATER

Reference PHOENIX
Environmental Laboratories, Inc.
587 East Middle Turnpike, P.O.Box 370, Manchester, CT 06045
Tel. (860) 645-1102 Fax (860) 645-0823

Analysis Report

June 15, 2020

FOR: Attn: Ms. Lynn Willey
Tighe & Bond
213 Court St, Suite 1100
Middletown, CT 06457

Sample Information		Custody Information		Date	Time
Matrix:	GROUND WATER	Collected by:		06/09/20	9:45
Location Code:	TIGHE-EVER	Received by:	LB	06/09/20	16:23
Rush Request:	72 Hour	Analyzed by:	see "By" below		
P.O.#:	10948703				

Laboratory Data

SDG ID: GCG09699
Phoenix ID: CG09699

Project ID: ROCKVILLE MGP EVERSOURCE
Client ID: MW-29D

Parameter	Result	RL/ PQL	Units	Dilution	Date/Time	By	Reference
Silver	< 0.001	0.001	mg/L	1	06/10/20	EK	SW6010D
Arsenic	< 0.004	0.004	mg/L	1	06/10/20	EK	SW6010D
Barium	0.161	0.002	mg/L	1	06/10/20	EK	SW6010D
Cadmium	< 0.001	0.001	mg/L	1	06/10/20	EK	SW6010D
Chromium	< 0.001	0.001	mg/L	1	06/10/20	EK	SW6010D
Mercury	< 0.0002	0.0002	mg/L	1	06/10/20	RS	SW7470A
Lead	< 0.002	0.002	mg/L	1	06/10/20	EK	SW6010D
Selenium	< 0.010	0.010	mg/L	1	06/10/20	EK	SW6010D
Total Cyanide	< 0.010	0.010	mg/L	1	06/12/20	O/GD	SW9010C/SW9012B
Extraction of CT ETPH	Completed				06/09/20	P/AK	SW3510C/SW3520C
Mercury Digestion	Completed				06/10/20	VT/VT	SW7470A
Semi-Volatile Extraction	Completed				06/09/20	P/AK	SW3520C
Total Metals Digestion	Completed				06/09/20	AG	
TPH by GC (Extractable Products)							
Ext. Petroleum H.C. (C9-C36)	ND	0.066	mg/L	1	06/11/20	JRB	CTETPH 8015D
Identification	ND		mg/L	1	06/11/20	JRB	CTETPH 8015D
QA/QC Surrogates							
% n-Pentacosane	82		%	1	06/11/20	JRB	50 - 150 %
Volatiles							
1,1,1,2-Tetrachloroethane	ND	1.0	ug/L	1	06/09/20	MH	SW8260C
1,1,1-Trichloroethane	ND	1.0	ug/L	1	06/09/20	MH	SW8260C
1,1,2,2-Tetrachloroethane	ND	0.50	ug/L	1	06/09/20	MH	SW8260C
1,1,2-Trichloroethane	ND	1.0	ug/L	1	06/09/20	MH	SW8260C
1,1-Dichloroethane	ND	1.0	ug/L	1	06/09/20	MH	SW8260C
1,1-Dichloroethene	ND	1.0	ug/L	1	06/09/20	MH	SW8260C
1,1-Dichloropropene	ND	1.0	ug/L	1	06/09/20	MH	SW8260C

Ver 1

Project ID: ROCKVILLE MGP EVERSOURCE
Client ID: MW-29D

Phoenix I.D.: CG09699

Parameter	Result	RL/ PQL	Units	Dilution	Date/Time	By	
1,2,3-Trichlorobenzene	ND	1.0	ug/L	1	06/09/20	MH	SW8260C
1,2,3-Trichloropropane	ND	1.0	ug/L	1	06/09/20	MH	SW8260C
1,2,4-Trichlorobenzene	ND	1.0	ug/L	1	06/09/20	MH	SW8260C
1,2,4-Trimethylbenzene	ND	1.0	ug/L	1	06/09/20	MH	SW8260C
1,2-Dibromo-3-chloropropane	ND	0.50	ug/L	1	06/09/20	MH	SW8260C
1,2-Dibromoethane	ND	0.50	ug/L	1	06/09/20	MH	SW8260C
1,2-Dichlorobenzene	ND	1.0	ug/L	1	06/09/20	MH	SW8260C
1,2-Dichloroethane	ND	0.60	ug/L	1	06/09/20	MH	SW8260C
1,2-Dichloropropane	ND	1.0	ug/L	1	06/09/20	MH	SW8260C
1,3,5-Trimethylbenzene	ND	1.0	ug/L	1	06/09/20	MH	SW8260C
1,3-Dichlorobenzene	ND	1.0	ug/L	1	06/09/20	MH	SW8260C
1,3-Dichloropropane	ND	1.0	ug/L	1	06/09/20	MH	SW8260C
1,4-Dichlorobenzene	ND	1.0	ug/L	1	06/09/20	MH	SW8260C
2,2-Dichloropropane	ND	1.0	ug/L	1	06/09/20	MH	SW8260C
2-Chlorotoluene	ND	1.0	ug/L	1	06/09/20	MH	SW8260C
2-Hexanone	ND	5.0	ug/L	1	06/09/20	MH	SW8260C
2-Isopropyltoluene	ND	1.0	ug/L	1	06/09/20	MH	SW8260C
4-Chlorotoluene	ND	1.0	ug/L	1	06/09/20	MH	SW8260C
4-Methyl-2-pentanone	ND	5.0	ug/L	1	06/09/20	MH	SW8260C
Acetone	ND	25	ug/L	1	06/09/20	MH	SW8260C
Acrylonitrile	ND	0.50	ug/L	1	06/09/20	MH	SW8260C
Benzene	ND	0.70	ug/L	1	06/09/20	MH	SW8260C
Bromobenzene	ND	1.0	ug/L	1	06/09/20	MH	SW8260C
Bromochloromethane	ND	1.0	ug/L	1	06/09/20	MH	SW8260C
Bromodichloromethane	ND	0.50	ug/L	1	06/09/20	MH	SW8260C
Bromoform	ND	1.0	ug/L	1	06/09/20	MH	SW8260C
Bromomethane	ND	1.0	ug/L	1	06/09/20	MH	SW8260C
Carbon Disulfide	ND	5.0	ug/L	1	06/09/20	MH	SW8260C
Carbon tetrachloride	ND	1.0	ug/L	1	06/09/20	MH	SW8260C
Chlorobenzene	ND	1.0	ug/L	1	06/09/20	MH	SW8260C
Chloroethane	ND	1.0	ug/L	1	06/09/20	MH	SW8260C
Chloroform	ND	1.0	ug/L	1	06/09/20	MH	SW8260C
Chloromethane	ND	1.0	ug/L	1	06/09/20	MH	SW8260C
cis-1,2-Dichloroethene	ND	1.0	ug/L	1	06/09/20	MH	SW8260C
cis-1,3-Dichloropropene	ND	0.40	ug/L	1	06/09/20	MH	SW8260C
Dibromochloromethane	ND	0.50	ug/L	1	06/09/20	MH	SW8260C
Dibromomethane	ND	1.0	ug/L	1	06/09/20	MH	SW8260C
Dichlorodifluoromethane	ND	1.0	ug/L	1	06/09/20	MH	SW8260C
Ethylbenzene	ND	1.0	ug/L	1	06/09/20	MH	SW8260C
Hexachlorobutadiene	ND	0.40	ug/L	1	06/09/20	MH	SW8260C
Isopropylbenzene	ND	1.0	ug/L	1	06/09/20	MH	SW8260C
m&p-Xylene	ND	1.0	ug/L	1	06/09/20	MH	SW8260C
Methyl ethyl ketone	ND	5.0	ug/L	1	06/09/20	MH	SW8260C
Methyl t-butyl ether (MTBE)	ND	1.0	ug/L	1	06/09/20	MH	SW8260C
Methylene chloride	ND	1.0	ug/L	1	06/09/20	MH	SW8260C
Naphthalene	ND	1.0	ug/L	1	06/09/20	MH	SW8260C
n-Butylbenzene	ND	1.0	ug/L	1	06/09/20	MH	SW8260C
n-Propylbenzene	ND	1.0	ug/L	1	06/09/20	MH	SW8260C
o-Xylene	ND	1.0	ug/L	1	06/09/20	MH	SW8260C

Project ID: ROCKVILLE MGP EVERSOURCE
Client ID: MW-29D
Phoenix I.D.: CG09699

Parameter	Result	RL/ PQL	Units	Dilution	Date/Time	By	
p-Isopropyltoluene	ND	1.0	ug/L	1	06/09/20	MH	SW8260C
sec-Butylbenzene	ND	1.0	ug/L	1	06/09/20	MH	SW8260C
Styrene	ND	1.0	ug/L	1	06/09/20	MH	SW8260C
tert-Butylbenzene	ND	1.0	ug/L	1	06/09/20	MH	SW8260C
Tetrachloroethene	ND	1.0	ug/L	1	06/09/20	MH	SW8260C
Tetrahydrofuran (THF)	ND	2.5	ug/L	1	06/09/20	MH	SW8260C
Toluene	ND	1.0	ug/L	1	06/09/20	MH	SW8260C
Total Xylenes	ND	1.0	ug/L	1	06/09/20	MH	SW8260C
trans-1,2-Dichloroethene	ND	1.0	ug/L	1	06/09/20	MH	SW8260C
trans-1,3-Dichloropropene	ND	0.40	ug/L	1	06/09/20	MH	SW8260C
trans-1,4-dichloro-2-butene	ND	5.0	ug/L	1	06/09/20	MH	SW8260C
Trichloroethene	ND	1.0	ug/L	1	06/09/20	MH	SW8260C
Trichlorofluoromethane	ND	1.0	ug/L	1	06/09/20	MH	SW8260C
Trichlorotrifluoroethane	ND	1.0	ug/L	1	06/09/20	MH	SW8260C
Vinyl chloride	ND	1.0	ug/L	1	06/09/20	MH	SW8260C
QA/QC Surrogates							
% 1,2-dichlorobenzene-d4	95		%	1	06/09/20	MH	70 - 130 %
% Bromofluorobenzene	92		%	1	06/09/20	MH	70 - 130 %
% Dibromofluoromethane	93		%	1	06/09/20	MH	70 - 130 %
% Toluene-d8	101		%	1	06/09/20	MH	70 - 130 %
Semivolatiles by SIM, PAH							
2-Methylnaphthalene	ND	0.47	ug/L	1	06/10/20	WB	SW8270D (SIM)
Acenaphthene	ND	0.47	ug/L	1	06/10/20	WB	SW8270D (SIM)
Acenaphthylene	ND	0.28	ug/L	1	06/10/20	WB	SW8270D (SIM)
Anthracene	ND	0.47	ug/L	1	06/10/20	WB	SW8270D (SIM)
Benz(a)anthracene	ND	0.05	ug/L	1	06/10/20	WB	SW8270D (SIM)
Benzo(a)pyrene	ND	0.19	ug/L	1	06/10/20	WB	SW8270D (SIM)
Benzo(b)fluoranthene	ND	0.07	ug/L	1	06/10/20	WB	SW8270D (SIM)
Benzo(ghi)perylene	ND	0.45	ug/L	1	06/10/20	WB	SW8270D (SIM)
Benzo(k)fluoranthene	ND	0.28	ug/L	1	06/10/20	WB	SW8270D (SIM)
Chrysene	ND	0.47	ug/L	1	06/10/20	WB	SW8270D (SIM)
Dibenz(a,h)anthracene	ND	0.09	ug/L	1	06/10/20	WB	SW8270D (SIM)
Fluoranthene	ND	0.47	ug/L	1	06/10/20	WB	SW8270D (SIM)
Fluorene	ND	0.47	ug/L	1	06/10/20	WB	SW8270D (SIM)
Indeno(1,2,3-cd)pyrene	ND	0.09	ug/L	1	06/10/20	WB	SW8270D (SIM)
Naphthalene	ND	0.47	ug/L	1	06/10/20	WB	SW8270D (SIM)
Phenanthrene	ND	0.06	ug/L	1	06/10/20	WB	SW8270D (SIM)
Pyrene	ND	0.47	ug/L	1	06/10/20	WB	SW8270D (SIM)
QA/QC Surrogates							
% 2-Fluorobiphenyl	49		%	1	06/10/20	WB	30 - 130 %
% Nitrobenzene-d5	51		%	1	06/10/20	WB	30 - 130 %
% Terphenyl-d14	78		%	1	06/10/20	WB	30 - 130 %

Project ID: ROCKVILLE MGP EVERSOURCE
Client ID: MW-29D

Phoenix I.D.: CG09699

Parameter	Result	RL/ PQL	Units	Dilution	Date/Time	By

RL/PQL=Reporting/Practical Quantitation Level ND=Not Detected BRL=Below Reporting Level
QA/QC Surrogates: Surrogates are compounds (preceeded with a %) added by the lab to determine analysis efficiency. Surrogate results(%) listed in the report are not "detected" compounds.

Comments:

If you are the client above and have any questions concerning this testing, please do not hesitate to contact Phoenix Client Services at ext.200.
The contents of this report cannot be discussed with anyone other than the client listed above without their written consent.

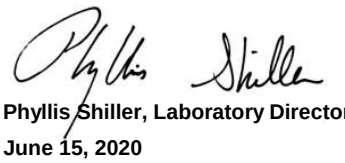

Phyllis Shiller, Laboratory Director
June 15, 2020
Reviewed and Released by: Greg Lawrence, Assistant Lab Director

Reference PHOENIX
Environmental Laboratories, Inc.
587 East Middle Turnpike, P.O.Box 370, Manchester, CT 06045
Tel. (860) 645-1102 Fax (860) 645-0823

Analysis Report

June 15, 2020

FOR: Attn: Ms. Lynn Willey
Tighe & Bond
213 Court St, Suite 1100
Middletown, CT 06457

Sample Information		Custody Information		Date	Time
Matrix:	GROUND WATER	Collected by:		06/09/20	12:35
Location Code:	TIGHE-EVER	Received by:	LB	06/09/20	16:23
Rush Request:	72 Hour	Analyzed by:	see "By" below		
P.O.#:	10948703				

Laboratory Data

SDG ID: GCG09699
Phoenix ID: CG09700

Project ID: ROCKVILLE MGP EVERSOURCE
Client ID: MW-10D

Parameter	Result	RL/ PQL	Units	Dilution	Date/Time	By	Reference
Extraction of CT ETPH	Completed				06/09/20	P/AK	SW3510C/SW3520C
Semi-Volatile Extraction	Completed				06/09/20	P/AK	SW3520C
TPH by GC (Extractable Products)							
Ext. Petroleum H.C. (C9-C36)	ND	0.066	mg/L	1	06/11/20	JRB	CTETPH 8015D
Identification	ND		mg/L	1	06/11/20	JRB	CTETPH 8015D
QA/QC Surrogates							
% n-Pentacosane	87		%	1	06/11/20	JRB	50 - 150 %
Semivolatiles by SIM, PAH							
2-Methylnaphthalene	ND	0.47	ug/L	1	06/10/20	WB	SW8270D (SIM)
Acenaphthene	ND	0.47	ug/L	1	06/10/20	WB	SW8270D (SIM)
Acenaphthylene	ND	0.28	ug/L	1	06/10/20	WB	SW8270D (SIM)
Anthracene	ND	0.47	ug/L	1	06/10/20	WB	SW8270D (SIM)
Benz(a)anthracene	ND	0.05	ug/L	1	06/10/20	WB	SW8270D (SIM)
Benzo(a)pyrene	ND	0.19	ug/L	1	06/10/20	WB	SW8270D (SIM)
Benzo(b)fluoranthene	ND	0.07	ug/L	1	06/10/20	WB	SW8270D (SIM)
Benzo(ghi)perylene	ND	0.45	ug/L	1	06/10/20	WB	SW8270D (SIM)
Benzo(k)fluoranthene	ND	0.28	ug/L	1	06/10/20	WB	SW8270D (SIM)
Chrysene	ND	0.47	ug/L	1	06/10/20	WB	SW8270D (SIM)
Dibenz(a,h)anthracene	ND	0.09	ug/L	1	06/10/20	WB	SW8270D (SIM)
Fluoranthene	ND	0.47	ug/L	1	06/10/20	WB	SW8270D (SIM)
Fluorene	ND	0.47	ug/L	1	06/10/20	WB	SW8270D (SIM)
Indeno(1,2,3-cd)pyrene	ND	0.09	ug/L	1	06/10/20	WB	SW8270D (SIM)
Naphthalene	ND	0.47	ug/L	1	06/10/20	WB	SW8270D (SIM)
Phenanthrene	ND	0.06	ug/L	1	06/10/20	WB	SW8270D (SIM)
Pyrene	ND	0.47	ug/L	1	06/10/20	WB	SW8270D (SIM)
QA/QC Surrogates							

Project ID: ROCKVILLE MGP EVERSOURCE
Client ID: MW-10D

Phoenix I.D.: CG09700

Parameter	Result	RL/ PQL	Units	Dilution	Date/Time	By	
% 2-Fluorobiphenyl	49		%	1	06/10/20	WB	30 - 130 %
% Nitrobenzene-d5	51		%	1	06/10/20	WB	30 - 130 %
% Terphenyl-d14	73		%	1	06/10/20	WB	30 - 130 %

RL/PQL=Reporting/Practical Quantitation Level ND=Not Detected BRL=Below Reporting Level
QA/QC Surrogates: Surrogates are compounds (preceeded with a %) added by the lab to determine analysis efficiency. Surrogate results(%) listed in the report are not "detected" compounds.

Comments:

If you are the client above and have any questions concerning this testing, please do not hesitate to contact Phoenix Client Services at ext.200.
The contents of this report cannot be discussed with anyone other than the client listed above without their written consent.

Phyllis Shiller, Laboratory Director
June 15, 2020
Reviewed and Released by: Greg Lawrence, Assistant Lab Director

Reference PHOENIX
Environmental Laboratories, Inc.
587 East Middle Turnpike, P.O.Box 370, Manchester, CT 06045
Tel. (860) 645-1102 Fax (860) 645-0823

Analysis Report

June 15, 2020

FOR: Attn: Ms. Lynn Willey
Tighe & Bond
213 Court St, Suite 1100
Middletown, CT 06457

Sample Information		Custody Information		Date	Time
Matrix:	GROUND WATER	Collected by:		06/09/20	13:40
Location Code:	TIGHE-EVER	Received by:	LB	06/09/20	16:23
Rush Request:	72 Hour	Analyzed by:	see "By" below		
P.O.#:	10948703				

Laboratory Data

SDG ID: GCG09699
Phoenix ID: CG09701

Project ID: ROCKVILLE MGP EVERSOURCE
Client ID: MW-39S

Parameter	Result	RL/ PQL	Units	Dilution	Date/Time	By	Reference
Extraction of CT ETPH	Completed				06/09/20	P/AK	SW3510C/SW3520C
Semi-Volatile Extraction	Completed				06/09/20	P/AK	SW3520C
TPH by GC (Extractable Products)							
Ext. Petroleum H.C. (C9-C36)	0.13	0.066	mg/L	1	06/11/20	JRB	CTETPH 8015D
Identification	**		mg/L	1	06/11/20	JRB	CTETPH 8015D
QA/QC Surrogates							
% n-Pentacosane	90		%	1	06/11/20	JRB	50 - 150 %
Semivolatiles by SIM, PAH							
2-Methylnaphthalene	ND	0.47	ug/L	1	06/10/20	WB	SW8270D (SIM)
Acenaphthene	6.6	0.47	ug/L	1	06/10/20	WB	SW8270D (SIM)
Acenaphthylene	4.2	0.28	ug/L	1	06/10/20	WB	SW8270D (SIM)
Anthracene	0.82	0.47	ug/L	1	06/10/20	WB	SW8270D (SIM)
Benz(a)anthracene	ND	0.05	ug/L	1	06/10/20	WB	SW8270D (SIM)
Benzo(a)pyrene	ND	0.19	ug/L	1	06/10/20	WB	SW8270D (SIM)
Benzo(b)fluoranthene	ND	0.07	ug/L	1	06/10/20	WB	SW8270D (SIM)
Benzo(ghi)perylene	ND	0.45	ug/L	1	06/10/20	WB	SW8270D (SIM)
Benzo(k)fluoranthene	ND	0.28	ug/L	1	06/10/20	WB	SW8270D (SIM)
Chrysene	ND	0.47	ug/L	1	06/10/20	WB	SW8270D (SIM)
Dibenz(a,h)anthracene	ND	0.09	ug/L	1	06/10/20	WB	SW8270D (SIM)
Fluoranthene	ND	0.47	ug/L	1	06/10/20	WB	SW8270D (SIM)
Fluorene	5.4	0.47	ug/L	1	06/10/20	WB	SW8270D (SIM)
Indeno(1,2,3-cd)pyrene	ND	0.09	ug/L	1	06/10/20	WB	SW8270D (SIM)
Naphthalene	1.6	0.47	ug/L	1	06/10/20	WB	SW8270D (SIM)
Phenanthrene	0.37	0.06	ug/L	1	06/10/20	WB	SW8270D (SIM)
Pyrene	ND	0.47	ug/L	1	06/10/20	WB	SW8270D (SIM)
QA/QC Surrogates							

Project ID: ROCKVILLE MGP EVERSOURCE
Client ID: MW-39S

Phoenix I.D.: CG09701

Parameter	Result	RL/ PQL	Units	Dilution	Date/Time	By	
% 2-Fluorobiphenyl	50		%	1	06/10/20	WB	30 - 130 %
% Nitrobenzene-d5	50		%	1	06/10/20	WB	30 - 130 %
% Terphenyl-d14	78		%	1	06/10/20	WB	30 - 130 %

RL/PQL=Reporting/Practical Quantitation Level ND=Not Detected BRL=Below Reporting Level
QA/QC Surrogates: Surrogates are compounds (preceeded with a %) added by the lab to determine analysis efficiency. Surrogate results(%) listed in the report are not "detected" compounds.

Comments:

TPH Comment:
**Petroleum hydrocarbon chromatogram contains a multicomponent hydrocarbon distribution in the range of C9 to C16. The sample was quantitated against a C9-C36 alkane hydrocarbon standard.

If you are the client above and have any questions concerning this testing, please do not hesitate to contact Phoenix Client Services at ext.200.
The contents of this report cannot be discussed with anyone other than the client listed above without their written consent.

Phyllis Shiller, Laboratory Director
June 15, 2020
Reviewed and Released by: Greg Lawrence, Assistant Lab Director

Reference PHOENIX
Environmental Laboratories, Inc.
587 East Middle Turnpike, P.O.Box 370, Manchester, CT 06045
Tel. (860) 645-1102 Fax (860) 645-0823

Analysis Report

June 15, 2020

FOR: Attn: Ms. Lynn Willey
Tighe & Bond
213 Court St, Suite 1100
Middletown, CT 06457

Sample Information		Custody Information		Date	Time
Matrix:	GROUND WATER	Collected by:		06/09/20	14:55
Location Code:	TIGHE-EVER	Received by:	LB	06/09/20	16:23
Rush Request:	72 Hour	Analyzed by:	see "By" below		
P.O.#:	10948703				

Laboratory Data

SDG ID: GCG09699
Phoenix ID: CG09702

Project ID: ROCKVILLE MGP EVERSOURCE
Client ID: MW-9S

Parameter	Result	RL/ PQL	Units	Dilution	Date/Time	By	Reference
Semi-Volatile Extraction	Completed				06/09/20	P/AK	SW3520C
Semivolatiles by SIM, PAH							
2-Methylnaphthalene	250	0.94	ug/L	10	06/11/20	WB	SW8270D (SIM)
Acenaphthene	200	0.47	ug/L	10	06/11/20	WB	SW8270D (SIM)
Acenaphthylene	2.3	0.28	ug/L	1	06/10/20	WB	SW8270D (SIM)
Anthracene	7.8	0.47	ug/L	1	06/10/20	WB	SW8270D (SIM)
Benz(a)anthracene	0.34	0.05	ug/L	1	06/10/20	WB	SW8270D (SIM)
Benzo(a)pyrene	ND	0.19	ug/L	1	06/10/20	WB	SW8270D (SIM)
Benzo(b)fluoranthene	ND	0.07	ug/L	1	06/10/20	WB	SW8270D (SIM)
Benzo(ghi)perylene	ND	0.45	ug/L	1	06/10/20	WB	SW8270D (SIM)
Benzo(k)fluoranthene	ND	0.28	ug/L	1	06/10/20	WB	SW8270D (SIM)
Chrysene	ND	0.47	ug/L	1	06/10/20	WB	SW8270D (SIM)
Dibenz(a,h)anthracene	ND	0.09	ug/L	1	06/10/20	WB	SW8270D (SIM)
Fluoranthene	2.9	0.47	ug/L	1	06/10/20	WB	SW8270D (SIM)
Fluorene	76	0.47	ug/L	10	06/11/20	WB	SW8270D (SIM)
Indeno(1,2,3-cd)pyrene	ND	0.09	ug/L	1	06/10/20	WB	SW8270D (SIM)
Naphthalene	2000	9.4	ug/L	100	06/12/20	WB	SW8270D (SIM)
Phenanthrene	62	0.47	ug/L	10	06/11/20	WB	SW8270D (SIM)
Pyrene	3.1	0.47	ug/L	1	06/10/20	WB	SW8270D (SIM)
QA/QC Surrogates							
% 2-Fluorobiphenyl	43		%	1	06/10/20	WB	30 - 130 %
% Nitrobenzene-d5	48		%	1	06/10/20	WB	30 - 130 %
% Terphenyl-d14	64		%	1	06/10/20	WB	30 - 130 %
% 2-Fluorobiphenyl (10x)	Diluted Out		%	10	06/11/20	WB	30 - 130 %
% Nitrobenzene-d5 (10x)	Diluted Out		%	10	06/11/20	WB	30 - 130 %
% Terphenyl-d14 (10x)	Diluted Out		%	10	06/11/20	WB	30 - 130 %
% 2-Fluorobiphenyl (100x)	Diluted Out		%	100	06/12/20	WB	30 - 130 %

Ver 1

Project ID: ROCKVILLE MGP EVERSOURCE
Client ID: MW-9S

Phoenix I.D.: CG09702

Parameter	Result	RL/ PQL	Units	Dilution	Date/Time	By	
% Nitrobenzene-d5 (100x)	Diluted Out		%	100	06/12/20	WB	30 - 130 %
% Terphenyl-d14 (100x)	Diluted Out		%	100	06/12/20	WB	30 - 130 %

RL/PQL=Reporting/Practical Quantitation Level ND=Not Detected BRL=Below Reporting Level
QA/QC Surrogates: Surrogates are compounds (preceeded with a %) added by the lab to determine analysis efficiency. Surrogate results(%) listed in the report are not "detected" compounds.

Comments:

If you are the client above and have any questions concerning this testing, please do not hesitate to contact Phoenix Client Services at ext.200.
The contents of this report cannot be discussed with anyone other than the client listed above without their written consent.



Phyllis Shiller, Laboratory Director
June 15, 2020
Reviewed and Released by: Greg Lawrence, Assistant Lab Director

Reference PHOENIX
Environmental Laboratories, Inc.
587 East Middle Turnpike, P.O.Box 370, Manchester, CT 06045
Tel. (860) 645-1102 Fax (860) 645-0823

Analysis Report

June 15, 2020

FOR: Attn: Ms. Lynn Willey
Tighe & Bond
213 Court St, Suite 1100
Middletown, CT 06457

Sample Information		Custody Information		Date	Time
Matrix:	GROUND WATER	Collected by:		06/09/20	
Location Code:	TIGHE-EVER	Received by:	LB	06/09/20	16:23
Rush Request:	72 Hour	Analyzed by:	see "By" below		
P.O.#:	10948703				

Laboratory Data

SDG ID: GCG09699
Phoenix ID: CG09703

Project ID: ROCKVILLE MGP EVERSOURCE
Client ID: TRIP BLANK

Parameter	Result	RL/ PQL	Units	Dilution	Date/Time	By	Reference
Volatiles							
1,1,1,2-Tetrachloroethane	ND	1.0	ug/L	1	06/09/20	MH	SW8260C
1,1,1-Trichloroethane	ND	1.0	ug/L	1	06/09/20	MH	SW8260C
1,1,2,2-Tetrachloroethane	ND	0.50	ug/L	1	06/09/20	MH	SW8260C
1,1,2-Trichloroethane	ND	1.0	ug/L	1	06/09/20	MH	SW8260C
1,1-Dichloroethane	ND	1.0	ug/L	1	06/09/20	MH	SW8260C
1,1-Dichloroethene	ND	1.0	ug/L	1	06/09/20	MH	SW8260C
1,1-Dichloropropene	ND	1.0	ug/L	1	06/09/20	MH	SW8260C
1,2,3-Trichlorobenzene	ND	1.0	ug/L	1	06/09/20	MH	SW8260C
1,2,3-Trichloropropane	ND	1.0	ug/L	1	06/09/20	MH	SW8260C
1,2,4-Trichlorobenzene	ND	1.0	ug/L	1	06/09/20	MH	SW8260C
1,2,4-Trimethylbenzene	ND	1.0	ug/L	1	06/09/20	MH	SW8260C
1,2-Dibromo-3-chloropropane	ND	0.50	ug/L	1	06/09/20	MH	SW8260C
1,2-Dibromoethane	ND	0.50	ug/L	1	06/09/20	MH	SW8260C
1,2-Dichlorobenzene	ND	1.0	ug/L	1	06/09/20	MH	SW8260C
1,2-Dichloroethane	ND	0.60	ug/L	1	06/09/20	MH	SW8260C
1,2-Dichloropropane	ND	1.0	ug/L	1	06/09/20	MH	SW8260C
1,3,5-Trimethylbenzene	ND	1.0	ug/L	1	06/09/20	MH	SW8260C
1,3-Dichlorobenzene	ND	1.0	ug/L	1	06/09/20	MH	SW8260C
1,3-Dichloropropane	ND	1.0	ug/L	1	06/09/20	MH	SW8260C
1,4-Dichlorobenzene	ND	1.0	ug/L	1	06/09/20	MH	SW8260C
2,2-Dichloropropane	ND	1.0	ug/L	1	06/09/20	MH	SW8260C
2-Chlorotoluene	ND	1.0	ug/L	1	06/09/20	MH	SW8260C
2-Hexanone	ND	5.0	ug/L	1	06/09/20	MH	SW8260C
2-Isopropyltoluene	ND	1.0	ug/L	1	06/09/20	MH	SW8260C
4-Chlorotoluene	ND	1.0	ug/L	1	06/09/20	MH	SW8260C
4-Methyl-2-pentanone	ND	5.0	ug/L	1	06/09/20	MH	SW8260C

Ver 1

Project ID: ROCKVILLE MGP EVERSOURCE
Client ID: TRIP BLANK

Phoenix I.D.: CG09703

Parameter	Result	RL/ PQL	Units	Dilution	Date/Time	By	
Acetone	ND	25	ug/L	1	06/09/20	MH	SW8260C
Acrylonitrile	ND	0.50	ug/L	1	06/09/20	MH	SW8260C
Benzene	ND	0.70	ug/L	1	06/09/20	MH	SW8260C
Bromobenzene	ND	1.0	ug/L	1	06/09/20	MH	SW8260C
Bromochloromethane	ND	1.0	ug/L	1	06/09/20	MH	SW8260C
Bromodichloromethane	ND	0.50	ug/L	1	06/09/20	MH	SW8260C
Bromoform	ND	1.0	ug/L	1	06/09/20	MH	SW8260C
Bromomethane	ND	1.0	ug/L	1	06/09/20	MH	SW8260C
Carbon Disulfide	ND	5.0	ug/L	1	06/09/20	MH	SW8260C
Carbon tetrachloride	ND	1.0	ug/L	1	06/09/20	MH	SW8260C
Chlorobenzene	ND	1.0	ug/L	1	06/09/20	MH	SW8260C
Chloroethane	ND	1.0	ug/L	1	06/09/20	MH	SW8260C
Chloroform	ND	1.0	ug/L	1	06/09/20	MH	SW8260C
Chloromethane	ND	1.0	ug/L	1	06/09/20	MH	SW8260C
cis-1,2-Dichloroethene	ND	1.0	ug/L	1	06/09/20	MH	SW8260C
cis-1,3-Dichloropropene	ND	0.40	ug/L	1	06/09/20	MH	SW8260C
Dibromochloromethane	ND	0.50	ug/L	1	06/09/20	MH	SW8260C
Dibromomethane	ND	1.0	ug/L	1	06/09/20	MH	SW8260C
Dichlorodifluoromethane	ND	1.0	ug/L	1	06/09/20	MH	SW8260C
Ethylbenzene	ND	1.0	ug/L	1	06/09/20	MH	SW8260C
Hexachlorobutadiene	ND	0.40	ug/L	1	06/09/20	MH	SW8260C
Isopropylbenzene	ND	1.0	ug/L	1	06/09/20	MH	SW8260C
m&p-Xylene	ND	1.0	ug/L	1	06/09/20	MH	SW8260C
Methyl ethyl ketone	ND	5.0	ug/L	1	06/09/20	MH	SW8260C
Methyl t-butyl ether (MTBE)	ND	1.0	ug/L	1	06/09/20	MH	SW8260C
Methylene chloride	ND	1.0	ug/L	1	06/09/20	MH	SW8260C
Naphthalene	ND	1.0	ug/L	1	06/09/20	MH	SW8260C
n-Butylbenzene	ND	1.0	ug/L	1	06/09/20	MH	SW8260C
n-Propylbenzene	ND	1.0	ug/L	1	06/09/20	MH	SW8260C
o-Xylene	ND	1.0	ug/L	1	06/09/20	MH	SW8260C
p-Isopropyltoluene	ND	1.0	ug/L	1	06/09/20	MH	SW8260C
sec-Butylbenzene	ND	1.0	ug/L	1	06/09/20	MH	SW8260C
Styrene	ND	1.0	ug/L	1	06/09/20	MH	SW8260C
tert-Butylbenzene	ND	1.0	ug/L	1	06/09/20	MH	SW8260C
Tetrachloroethene	ND	1.0	ug/L	1	06/09/20	MH	SW8260C
Tetrahydrofuran (THF)	ND	2.5	ug/L	1	06/09/20	MH	SW8260C
Toluene	ND	1.0	ug/L	1	06/09/20	MH	SW8260C
Total Xylenes	ND	1.0	ug/L	1	06/09/20	MH	SW8260C
trans-1,2-Dichloroethene	ND	1.0	ug/L	1	06/09/20	MH	SW8260C
trans-1,3-Dichloropropene	ND	0.40	ug/L	1	06/09/20	MH	SW8260C
trans-1,4-dichloro-2-butene	ND	5.0	ug/L	1	06/09/20	MH	SW8260C
Trichloroethene	ND	1.0	ug/L	1	06/09/20	MH	SW8260C
Trichlorofluoromethane	ND	1.0	ug/L	1	06/09/20	MH	SW8260C
Trichlorotrifluoroethane	ND	1.0	ug/L	1	06/09/20	MH	SW8260C
Vinyl chloride	ND	1.0	ug/L	1	06/09/20	MH	SW8260C
QA/QC Surrogates							
% 1,2-dichlorobenzene-d4	97		%	1	06/09/20	MH	70 - 130 %
% Bromofluorobenzene	92		%	1	06/09/20	MH	70 - 130 %
% Dibromofluoromethane	91		%	1	06/09/20	MH	70 - 130 %

Ver 1

Project ID: ROCKVILLE MGP EVERSOURCE
Client ID: TRIP BLANK

Phoenix I.D.: CG09703

Parameter	Result	RL/ PQL	Units	Dilution	Date/Time	By	
% Toluene-d8	99		%	1	06/09/20	MH	70 - 130 %

RL/PQL=Reporting/Practical Quantitation Level ND=Not Detected BRL=Below Reporting Level
QA/QC Surrogates: Surrogates are compounds (preceeded with a %) added by the lab to determine analysis efficiency. Surrogate results(%) listed in the report are not "detected" compounds.

Comments:

If you are the client above and have any questions concerning this testing, please do not hesitate to contact Phoenix Client Services at ext.200.
The contents of this report cannot be discussed with anyone other than the client listed above without their written consent.

Phyllis Shiller, Laboratory Director
June 15, 2020
Reviewed and Released by: Greg Lawrence, Assistant Lab Director

Environmental Laboratories, Inc.
587 East Middle Turnpike, P.O.Box 370, Manchester, CT 06045
Tel. (860) 645-1102 Fax (860) 645-0823

QA/QC Report

June 15, 2020

QA/QC Data

SDG I.D.: GCG09699

Parameter	Blank	Blk RL	Sample Result	Dup Result	Dup RPD	LCS %	LCSD %	LCS RPD	MS %	MSD %	MS RPD	% Rec Limits	% RPD Limits
QA/QC Batch 532896 (mg/L), QC Sample No: CG05201 (CG09699)													
Mercury - Water	BRL	0.0002	<0.0005	0.0003	NC	103			110			80 - 120	20
Comment:													
Additional Mercury criteria: LCS acceptance range for waters is 80-120% and for soils is 70-130%. MS acceptance range is 75-125%.													
QA/QC Batch 532845 (mg/L), QC Sample No: CG08536 (CG09699)													
ICP Metals - Aqueous													
Arsenic	BRL	0.004	<0.004	<0.004	NC	103	102	1.0	104			80 - 120	20
Barium	BRL	0.002	0.018	0.018	0	100	100	0.0	102			80 - 120	20
Cadmium	BRL	0.001	<0.001	<0.001	NC	103	102	1.0	105			80 - 120	20
Chromium	BRL	0.001	<0.001	<0.001	NC	104	104	0.0	107			80 - 120	20
Lead	BRL	0.002	<0.002	<0.002	NC	100	99.8	0.2	102			80 - 120	20
Selenium	BRL	0.010	<0.010	<0.010	NC	99.1	97.1	2.0	96.1			80 - 120	20
Silver	BRL	0.001	<0.001	<0.001	NC	99.6	100	0.4	102			80 - 120	20
Comment:													
Additional Criteria: LCS acceptance range is 80-120% MS acceptance range 75-125%.													

Environmental Laboratories, Inc.
587 East Middle Turnpike, P.O.Box 370, Manchester, CT 06045
Tel. (860) 645-1102 Fax (860) 645-0823

QA/QC Report

June 15, 2020

QA/QC Data

SDG I.D.: GCG09699

Parameter	Blank	Blk RL	Sample Result	Dup Result	Dup RPD	LCS %	LCSD %	LCS RPD	MS %	MSD %	MS RPD	% Rec Limits	% RPD Limits
QA/QC Batch 533195 (mg/L), QC Sample No: CG09500 (CG09699)													
Total Cyanide	BRL	0.010	<0.010	<0.010	NC	99.3			100			90 - 110	20

Comment:

Additional: LCS acceptance range is 80-120% for soils MS acceptance range 75-125% for soils

Environmental Laboratories, Inc.
587 East Middle Turnpike, P.O.Box 370, Manchester, CT 06045
Tel. (860) 645-1102 Fax (860) 645-0823

QA/QC Report

June 15, 2020

QA/QC Data

SDG I.D.: GCG09699

Parameter	Blank	Blk RL	LCS %	LCSD %	LCS RPD	MS %	MSD %	MS RPD	% Rec Limits	% RPD Limits	
QA/QC Batch 532825 (mg/L), QC Sample No: CG08836 (CG09699, CG09700, CG09701)											
TPH by GC (Extractable Products) - Ground Water											
Ext. Petroleum H.C. (C9-C36)	ND	0.10	95	93	2.1				60 - 120	30	
% n-Pentacosane	80	%	90	93	3.3				50 - 150	20	
Comment:											
Additional surrogate criteria: LCS acceptance range is 60-120% MS acceptance range 50-150%. The ETPH/DRO LCS has been normalized based on the alkane calibration.											
QA/QC Batch 532823 (ug/L), QC Sample No: CG08732 (CG09699, CG09700, CG09701, CG09702)											
Semivolatiles by SIM, PAH - Ground Water											
2-Methylnaphthalene	ND	0.50	57	70	20.5				30 - 130	20	
Acenaphthene	ND	0.50	71	71	0.0				30 - 130	20	
Acenaphthylene	ND	0.30	74	42	55.2				30 - 130	20	r
Anthracene	ND	0.50	82	73	11.6				30 - 130	20	
Benz(a)anthracene	ND	0.02	91	82	10.4				30 - 130	20	
Benzo(a)pyrene	ND	0.02	93	57	48.0				30 - 130	20	r
Benzo(b)fluoranthene	ND	0.02	98	96	2.1				30 - 130	20	
Benzo(ghi)perylene	ND	0.48	67	61	9.4				30 - 130	20	
Benzo(k)fluoranthene	ND	0.02	67	64	4.6				30 - 130	20	
Chrysene	ND	0.02	75	72	4.1				30 - 130	20	
Dibenz(a,h)anthracene	ND	0.10	81	81	0.0				30 - 130	20	
Fluoranthene	ND	0.50	83	74	11.5				30 - 130	20	
Fluorene	ND	0.50	73	72	1.4				30 - 130	20	
Indeno(1,2,3-cd)pyrene	ND	0.02	81	74	9.0				30 - 130	20	
Naphthalene	ND	0.50	59	79	29.0				30 - 130	20	r
Phenanthrene	ND	0.06	88	80	9.5				30 - 130	20	
Pyrene	ND	0.50	86	67	24.8				30 - 130	20	r
% 2-Fluorobiphenyl	61	%	54	58	7.1				30 - 130	20	
% Nitrobenzene-d5	71	%	58	67	14.4				30 - 130	20	
% Terphenyl-d14	82	%	80	79	1.3				30 - 130	20	
Comment:											
Additional 8270 criteria:20% of compounds can be outside of acceptance criteria as long as recovery is at least 10%. (Acid surrogates acceptance range for aqueous samples: 15-110%, for soils 30-130%)											
QA/QC Batch 532998 (ug/L), QC Sample No: CG09237 (CG09699, CG09703)											
Volatiles - Ground Water											
1,1,1,2-Tetrachloroethane	ND	1.0	113	115	1.8	119	123	3.3	70 - 130	30	
1,1,1-Trichloroethane	ND	1.0	96	98	2.1	104	108	3.8	70 - 130	30	
1,1,2,2-Tetrachloroethane	ND	0.50	112	113	0.9	98	102	4.0	70 - 130	30	
1,1,2-Trichloroethane	ND	1.0	96	101	5.1	90	91	1.1	70 - 130	30	
1,1-Dichloroethane	ND	1.0	94	95	1.1	99	100	1.0	70 - 130	30	
1,1-Dichloroethene	ND	1.0	91	88	3.4	95	94	1.1	70 - 130	30	
1,1-Dichloropropene	ND	1.0	93	90	3.3	101	102	1.0	70 - 130	30	
1,2,3-Trichlorobenzene	ND	1.0	86	89	3.4	75	82	8.9	70 - 130	30	

QA/QC Data

SDG I.D.: GCG09699

Parameter	Blank	Blk RL	LCS %	LCSD %	LCS RPD	MS %	MSD %	MS RPD	% Rec Limits	% RPD Limits	
1,2,3-Trichloropropane	ND	1.0	97	100	3.0	88	90	2.2	70 - 130	30	
1,2,4-Trichlorobenzene	ND	1.0	90	91	1.1	82	86	4.8	70 - 130	30	
1,2,4-Trimethylbenzene	ND	1.0	98	95	3.1	96	96	0.0	70 - 130	30	
1,2-Dibromo-3-chloropropane	ND	1.0	105	112	6.5	98	97	1.0	70 - 130	30	
1,2-Dibromoethane	ND	1.0	93	98	5.2	89	89	0.0	70 - 130	30	
1,2-Dichlorobenzene	ND	1.0	95	94	1.1	91	91	0.0	70 - 130	30	
1,2-Dichloroethane	ND	1.0	82	85	3.6	82	81	1.2	70 - 130	30	
1,2-Dichloropropane	ND	1.0	102	106	3.8	102	103	1.0	70 - 130	30	
1,3,5-Trimethylbenzene	ND	1.0	100	96	4.1	101	100	1.0	70 - 130	30	
1,3-Dichlorobenzene	ND	1.0	96	95	1.0	96	96	0.0	70 - 130	30	
1,3-Dichloropropane	ND	1.0	90	98	8.5	91	91	0.0	70 - 130	30	
1,4-Dichlorobenzene	ND	1.0	95	94	1.1	94	92	2.2	70 - 130	30	
2,2-Dichloropropane	ND	1.0	103	103	0.0	98	96	2.1	70 - 130	30	
2-Chlorotoluene	ND	1.0	101	98	3.0	104	102	1.9	70 - 130	30	
2-Hexanone	ND	5.0	96	100	4.1	80	86	7.2	70 - 130	30	
2-Isopropyltoluene	ND	1.0	101	97	4.0	100	101	1.0	70 - 130	30	
4-Chlorotoluene	ND	1.0	98	97	1.0	99	99	0.0	70 - 130	30	
4-Methyl-2-pentanone	ND	5.0	108	112	3.6	77	79	2.6	70 - 130	30	
Acetone	ND	5.0	83	85	2.4	74	72	2.7	70 - 130	30	
Acrylonitrile	ND	5.0	92	110	17.8	92	89	3.3	70 - 130	30	
Benzene	ND	0.70	101	98	3.0	106	106	0.0	70 - 130	30	
Bromobenzene	ND	1.0	97	95	2.1	94	94	0.0	70 - 130	30	
Bromochloromethane	ND	1.0	89	92	3.3	84	87	3.5	70 - 130	30	
Bromodichloromethane	ND	0.50	100	99	1.0	99	104	4.9	70 - 130	30	
Bromoform	ND	1.0	109	117	7.1	114	125	9.2	70 - 130	30	
Bromomethane	ND	1.0	78	76	2.6	61	72	16.5	70 - 130	30	m
Carbon Disulfide	ND	1.0	92	84	9.1	91	91	0.0	70 - 130	30	
Carbon tetrachloride	ND	1.0	129	125	3.1	134	147	9.3	70 - 130	30	m
Chlorobenzene	ND	1.0	93	95	2.1	97	98	1.0	70 - 130	30	
Chloroethane	ND	1.0	99	90	9.5	92	97	5.3	70 - 130	30	
Chloroform	ND	1.0	86	88	2.3	90	97	7.5	70 - 130	30	
Chloromethane	ND	1.0	90	90	0.0	93	95	2.1	70 - 130	30	
cis-1,2-Dichloroethene	ND	1.0	96	98	2.1	NC	NC	NC	70 - 130	30	
cis-1,3-Dichloropropene	ND	0.40	100	99	1.0	96	97	1.0	70 - 130	30	
Dibromochloromethane	ND	0.50	109	109	0.0	108	114	5.4	70 - 130	30	
Dibromomethane	ND	1.0	93	95	2.1	88	88	0.0	70 - 130	30	
Dichlorodifluoromethane	ND	1.0	99	96	3.1	100	100	0.0	70 - 130	30	
Ethylbenzene	ND	1.0	98	98	0.0	105	105	0.0	70 - 130	30	
Hexachlorobutadiene	ND	0.40	92	89	3.3	82	88	7.1	70 - 130	30	
Isopropylbenzene	ND	1.0	107	101	5.8	106	109	2.8	70 - 130	30	
m&p-Xylene	ND	1.0	98	98	0.0	103	103	0.0	70 - 130	30	
Methyl ethyl ketone	ND	5.0	97	112	14.4	85	83	2.4	70 - 130	30	
Methyl t-butyl ether (MTBE)	ND	1.0	80	86	7.2	76	78	2.6	70 - 130	30	
Methylene chloride	ND	1.0	81	77	5.1	71	71	0.0	70 - 130	30	
Naphthalene	ND	1.0	93	97	4.2	76	83	8.8	70 - 130	30	
n-Butylbenzene	ND	1.0	105	101	3.9	102	105	2.9	70 - 130	30	
n-Propylbenzene	ND	1.0	102	98	4.0	106	104	1.9	70 - 130	30	
o-Xylene	ND	1.0	97	96	1.0	102	102	0.0	70 - 130	30	
p-Isopropyltoluene	ND	1.0	102	99	3.0	102	102	0.0	70 - 130	30	
sec-Butylbenzene	ND	1.0	111	105	5.6	111	111	0.0	70 - 130	30	
Styrene	ND	1.0	95	99	4.1	96	96	0.0	70 - 130	30	
tert-Butylbenzene	ND	1.0	100	95	5.1	101	100	1.0	70 - 130	30	
Tetrachloroethene	ND	1.0	96	92	4.3	NC	NC	NC	70 - 130	30	

QA/QC Data

SDG I.D.: GCG09699

Parameter	Blank	Blk RL	LCS %	LCSD %	LCS RPD	MS %	MSD %	MS RPD	% Rec Limits	% RPD Limits
Tetrahydrofuran (THF)	ND	2.5	97	100	3.0	81	80	1.2	70 - 130	30
Toluene	ND	1.0	107	105	1.9	111	111	0.0	70 - 130	30
trans-1,2-Dichloroethene	ND	1.0	88	88	0.0	93	92	1.1	70 - 130	30
trans-1,3-Dichloropropene	ND	0.40	98	100	2.0	78	78	0.0	70 - 130	30
trans-1,4-dichloro-2-butene	ND	5.0	129	134	3.8	118	117	0.9	70 - 130	30
Trichloroethene	ND	1.0	93	90	3.3	NC	NC	NC	70 - 130	30
Trichlorofluoromethane	ND	1.0	90	87	3.4	93	98	5.2	70 - 130	30
Trichlorotrifluoroethane	ND	1.0	96	92	4.3	91	93	2.2	70 - 130	30
Vinyl chloride	ND	1.0	105	103	1.9	105	107	1.9	70 - 130	30
% 1,2-dichlorobenzene-d4	99	%	100	102	2.0	95	100	5.1	70 - 130	30
% Bromofluorobenzene	94	%	96	97	1.0	98	97	1.0	70 - 130	30
% Dibromofluoromethane	95	%	97	91	6.4	89	96	7.6	70 - 130	30
% Toluene-d8	99	%	103	100	3.0	104	106	1.9	70 - 130	30

Comment:

Additional 8260 criteria: 10% of LCS/LCSD compounds can be outside of acceptance criteria as long as recovery is 40-160%, 25-160% for Chloroethane-HL and Trichlorofluoromethane-HL.

I = This parameter is outside laboratory LCS/LCSD specified recovery limits.
m = This parameter is outside laboratory MS/MSD specified recovery limits.
r = This parameter is outside laboratory RPD specified recovery limits.

If there are any questions regarding this data, please call Phoenix Client Services at extension 200.

RPD - Relative Percent Difference
LCS - Laboratory Control Sample
LCSD - Laboratory Control Sample Duplicate
MS - Matrix Spike
MS Dup - Matrix Spike Duplicate
NC - No Criteria
Intf - Interference

Phyllis Shiller, Laboratory Director
June 15, 2020

Monday, June 15, 2020

Criteria: CT: RV, SWP

State: CT

Sample Criteria Exceedances Report

GCG09699 - TIGHE-EVER

SampNo	Acode	Phoenix Analyte	Criteria	Result	RL	Criteria	RL Criteria	Analysis Units
CG09701	$8100CTSIMR	Phenanthrene	CT / RSR SWPC (ug/l) / Semivolatiles	0.37	0.06	0.077	0.077	ug/L
CG09701	$8100CTSIMR	Acenaphthylene	CT / RSR SWPC (ug/l) / Semivolatiles	4.2	0.28	0.3	0.3	ug/L
CG09702	$8100CTSIMR	Phenanthrene	CT / RSR SWPC (ug/l) / APS Organics	62	0.47	14	14	ug/L
CG09702	$8100CTSIMR	Naphthalene	CT / RSR SWPC (ug/l) / APS Organics	2000	9.4	210	210	ug/L
CG09702	$8100CTSIMR	Acenaphthene	CT / RSR SWPC (ug/l) / APS Organics	200	0.47	150	150	ug/L
CG09702	$8100CTSIMR	2-Methylnaphthalene	CT / RSR SWPC (ug/l) / APS Organics	250	0.94	62	62	ug/L
CG09702	$8100CTSIMR	Phenanthrene	CT / RSR SWPC (ug/l) / Semivolatiles	62	0.47	0.077	0.077	ug/L
CG09702	$8100CTSIMR	Benz(a)anthracene	CT / RSR SWPC (ug/l) / Semivolatiles	0.34	0.05	0.3	0.3	ug/L
CG09702	$8100CTSIMR	Acenaphthylene	CT / RSR SWPC (ug/l) / Semivolatiles	2.3	0.28	0.3	0.3	ug/L

Phoenix Laboratories does not assume responsibility for the data contained in this exceedance report. It is provided as an additional tool to identify requested criteria exceedences. All efforts are made to ensure the accuracy of the data (obtained from appropriate agencies). A lack of exceedence information does not necessarily suggest conformance to the criteria. It is ultimately the site professional's responsibility to determine appropriate compliance.

REASONABLE CONFIDENCE PROTOCOL
LABORATORY ANALYSIS QA/QC CERTIFICATION FORM

Laboratory Name: Phoenix Environmental Labs, Inc. ***Client:*** Tighe & Bond

Project Location: ROCKVILLE MGP EVERSOURCE ***Project Number:***

Laboratory Sample ID(s): CG09699-CG09703 ***Sampling Date(s):*** 6/9/2020

List RCP Methods Used (e.g., 8260, 8270, et cetera) 6010, 7470/7471, 8260, 8270, ETPH

1	**For each analytical method referenced in this laboratory report package, were all specified QA/QC performance criteria followed, including the requirement to explain any criteria falling outside of acceptable guidelines, as specified in the CT DEP method-specific Reasonable Confidence Protocol documents?**	☑ Yes ☐ No
1A	**Were the method specified preservation and holding time requirements met?**	☑ Yes ☐ No
1B	***VPH and EPH methods only:*** **Was the VPH or EPH method conducted without significant modifications (see section 11.3 of respective RCP methods)**	☐ Yes ☐ No ☑ NA
2	**Were all samples received by the laboratory in a condition consistent with that described on the associated Chain-of-Custody document(s)?**	☑ Yes ☐ No
3	**Were samples received at an appropriate temperature (< 6 Degrees C)?**	☑ Yes ☐ No ☐ NA
4	**Were all QA/QC performance criteria specified in the Reasonable Confidence Protocol documents acheived? See Sections: SVOASIM Narration, VOA Narration.**	☐ Yes ☑ No
5	**a) Were reporting limits specified or referenced on the chain-of-custody?** **b) Were these reporting limits met?**	☑ Yes ☐ No ☑ Yes ☐ No
6	**For each analytical method referenced in this laboratory report package, were results reported for all constituents identified in the method-specific analyte lists presented in the Reasonable Confidence Protocol documents?**	☐ Yes ☑ No
7	**Are project-specific matrix spikes and laboratory duplicates included in the data set?**	☐ Yes ☑ No

Notes: For all questions to which the response was "No" (with the exception of question #7), additional information must be provided in an attached narrative. If the answer to question #1, #1A or 1B is "No", the data package does not meet the requirements for "Reasonable Confidence". This form may not be altered and all questions must be answered.

I, the undersigned, attest under the pains and penalties of perjury that, to the best of my knowledge and belief and based upon my personal inquiry of those responsible for providing the information contained in this analytical report, such information is accurate and complete.

Authorized Signature: _____ **Position:** Assistant Lab Director

Printed Name: Greg Lawrence **Date:** Monday, June 15, 2020

Name of Laboratory Phoenix Environmental Labs, Inc.

This certification form is to be used for RCP methods only.

Environmental Laboratories, Inc.
587 East Middle Turnpike, P.O.Box 370, Manchester, CT 06045
Tel. (860) 645-1102 Fax (860) 645-0823

ACCREDITED IN ACCORDANCE WITH nelac NY # 11301

RCP Certification Report

June 15, 2020

SDG I.D.: GCG09699

SDG Comments

Metals Analysis: CG09699
The client requested a shorter list of elements than the 6010 RCP list. Only the RCRA 8 Metals are reported as requested on the chain of custody.

8270 Semi-volatile Organics:
Only the PAH constituents are reported as requested on the chain-of-custody. In order to achieve the requested reporting levels for the target compounds, the sample was extracted and analyzed via 8270 selective ion monitoring (SIM).

Cyanide Narration

Were all QA/QC performance criteria specified in the Reasonable Confidence Protocol documents achieved? Yes.

Instrument:

LACHAT 06/12/20-1 Dustin Harrison, Greg Danielewski, Chemist 06/12/20

CG09699

The samples were distilled in accordance with the method.
The initial calibration met criteria.

The calibration check standards (ICV,CCV) were within 15% of true value and were analyzed at a frequencey of one per ten samples.
The continuing calibration blanks (ICB,CCB) had concentrations less than the reporting level.

The method blank, laboratory control sample (LCS), and matrix spike were distilled with the samples.

QC (Batch Specific):

Batch 533195 (CG09500)

CG09699

All LCS recoveries were within 90 - 110 with the following exceptions: None.
Additional: LCS acceptance range is 80-120% for soils MS acceptance range 75-125% for soils

ETPH Narration

Were all QA/QC performance criteria specified in the Reasonable Confidence Protocol documents achieved? Yes.

Instrument:

AU-FID21 06/10/20-1 Jeff Bucko, Chemist 06/10/20

CG09699 (1X), CG09700 (1X), CG09701 (1X)

The initial calibration (ETPH420I) RSD for the compound list was less than 30% except for the following compounds: None.
As per section 7.2.3, a discrimination check standard was run (610A003_1) and contained the following outliers: None.
The continuing calibration %D for the compound list was less than 30% except for the following compounds:None.

QC (Batch Specific):

Batch 532825 (CG08836)

CG09699, CG09700, CG09701

All LCS recoveries were within 60 - 120 with the following exceptions: None.
All LCSD recoveries were within 60 - 120 with the following exceptions: None.

Environmental Laboratories, Inc.
587 East Middle Turnpike, P.O.Box 370, Manchester, CT 06045
Tel. (860) 645-1102 Fax (860) 645-0823

NY # 11301

RCP Certification Report

June 15, 2020

SDG I.D.: GCG09699

ETPH Narration

All LCS/LCSD RPDs were less than 30% with the following exceptions: None.
Additional surrogate criteria: LCS acceptance range is 60-120% MS acceptance range 50-150%. The ETPH/DRO LCS has been normalized based on the alkane calibration.

Mercury Narration

Were all QA/QC performance criteria specified in the analytical method achieved? Yes.

Instrument:

MERLIN 06/10/20 07:35 Rick Schweitzer, Chemist 06/10/20

CG09699

The method preparation blank, ICB, and CCBs contain all of the acids and reagents as the samples.
The initial calibration met all criteria including a standard run at or below the reporting level.
All calibration verification standards (ICV, CCV) met criteria.
All calibration blank verification standards (ICB, CCB) met criteria.
The matrix spike sample is used to identify spectral interference for each batch of samples, if within 85-115%, no interference is observed and no further action is taken.
The following Initial Calibration Verification (ICV) compounds did not meet criteria: None.
The following Continuing Calibration Verification (CCV) compounds did not meet criteria: None.

QC (Batch Specific):

Batch 532896 (CG05201)

CG09699

All LCS recoveries were within 80 - 120 with the following exceptions: None.
Additional Mercury criteria: LCS acceptance range for waters is 80-120% and for soils is 70-130%. MS acceptance range is 75-125%.

ICP Metals Narration

Were all QA/QC performance criteria specified in the analytical method achieved? Yes.

Instrument:

BLUE 06/09/20 10:16 Emily Kolominskaya, Chemist 06/09/20

CG09699

The initial calibration met criteria.
The continuing calibration standards met criteria for all the elements reported. The linear range is defined daily by the calibration range.
The continuing calibration blanks were less than the reporting level for the elements reported.
The ICSA and ICSAB were analyzed at the beginning and end of the run and were within criteria.The linear range is defined daily by the calibration range.
The following Initial Calibration Verification (ICV) compounds did not meet criteria: None.
The following Continuing Calibration Verification (CCV) compounds did not meet criteria: None.
The following ICP Interference Check (ICSAB) compounds did not meet criteria: None.

QC (Batch Specific):

Batch 532845 (CG08536)

Environmental Laboratories, Inc.
587 East Middle Turnpike, P.O.Box 370, Manchester, CT 06045
Tel. (860) 645-1102 Fax (860) 645-0823

NY # 11301

Certification Report

June 15, 2020

SDG I.D.: GCG09699

ICP Metals Narration

CG09699

All LCS recoveries were within 80 - 120 with the following exceptions: None.
All LCSD recoveries were within 80 - 120 with the following exceptions: None.
All LCS/LCSD RPDs were less than 20% with the following exceptions: None.
Additional Criteria: LCS acceptance range is 80-120% MS acceptance range 75-125%.

SVOA Narration

Were all QA/QC performance criteria specified in the Reasonable Confidence Protocol documents achieved? Yes.

Instrument:

CHEM07 06/11/20-1 Wes Bryon, Chemist 06/11/20

CG09702 (10X)

For 8270 full list, the DDT breakdown and pentachlorophenol & benzidine peak tailing were evaluated in the DFTPP tune and were found to be in control.
For 8270 BN list, benzidine peak tailing was evaluated in the DFTPP tune and was found to be in control.

Initial Calibration Evaluation (CHEM07/7_SPLIT_0430):
100% of target compounds met criteria.
The following compounds had %RSDs >20%: None.
The following compounds did not meet recommended response factors: None.
The following compounds did not meet a minimum response factors: None.

Continuing Calibration Verification (CHEM07/0611_03-7_SPLIT_0430):
Internal standard areas were within 50 to 200% of the initial calibration with the following exceptions: None.
96% of target compounds met criteria.
The following compounds did not meet % deviation criteria: None.
The following compounds did not meet maximum % deviations: None.
The following compounds did not meet recommended response factors: None.
The following compounds did not meet minimum response factors: None.

CHEM36 06/12/20-1 Wes Bryon, Chemist 06/12/20

CG09702 (100X)

Initial Calibration Evaluation (CHEM36/36_SPLIT_0501):
100% of target compounds met criteria.
The following compounds had %RSDs >20%: None.
The following compounds did not meet recommended response factors: None.
The following compounds did not meet a minimum response factors: None.

Continuing Calibration Verification (CHEM36/0612_03-36_SPLIT_0501):
Internal standard areas were within 50 to 200% of the initial calibration with the following exceptions: None.
98% of target compounds met criteria.
The following compounds did not meet % deviation criteria: None.
The following compounds did not meet maximum % deviations: None.
The following compounds did not meet recommended response factors: None.
The following compounds did not meet minimum response factors: None.

QC (Batch Specific):

Environmental Laboratories, Inc.
587 East Middle Turnpike, P.O.Box 370, Manchester, CT 06045
Tel. (860) 645-1102 Fax (860) 645-0823

ACCREDITED IN ACCORDANCE WITH nelac NY # 11301

RCP Certification Report

June 15, 2020

SDG I.D.: GCG09699

SVOA Narration

Batch 532823 (CG08732)

CG09699, CG09700, CG09701, CG09702

All LCS recoveries were within 30 - 130 with the following exceptions: None.
All LCSD recoveries were within 30 - 130 with the following exceptions: None.
All LCS/LCSD RPDs were less than 20% with the following exceptions: Acenaphthylene(55.2%), Benzo(a)pyrene(48.0%), Naphthalene(29.0%), Pyrene(24.8%)
Additional 8270 criteria:20% of compounds can be outside of acceptance criteria as long as recovery is at least 10%. (Acid surrogates acceptance range for aqueous samples: 15-110%, for soils 30-130%)
Additional 8270 criteria: 20% of compounds can be outside of acceptance criteria as long as recovery is at least 10%. (Acid surrogates acceptance range for aqueous samples: 15-110%, for soils 30-130%)

SVOASIM Narration

Were all QA/QC performance criteria specified in the Reasonable Confidence Protocol documents achieved? No.

QC Batch 532823 (Samples: CG09699, CG09700, CG09701, CG09702): -----

The LCS/LCSD RPD exceeds the method criteria for one analyte. This analyte was not reported in the sample(s) so no variability is suspected. (Benzo(a)pyrene)

The LCS/LCSD RPD exceeds the method criteria for one or more analytes, therefore there may be variability in the reported result. (Acenaphthylene, Naphthalene, Pyrene)

Instrument:

CHEM27 06/10/20-1 Wes Bryon, Chemist 06/10/20

CG09699 (1X), CG09700 (1X), CG09701 (1X), CG09702 (1X)

For 8270 BN list, benzidine peak tailing was evaluated in the DFTPP tune and was found to be in control.

Initial Calibration Evaluation (CHEM27/27_BNSIM18_0604):
100% of target compounds met criteria.
The following compounds had %RSDs >20%: None.
The following compounds did not meet recommended response factors: None.
The following compounds did not meet a minimum response factors: None.

Continuing Calibration Verification (CHEM27/0610_03-27_BNSIM18_0604):
Internal standard areas were within 50 to 200% of the initial calibration with the following exceptions: None.
100% of target compounds met criteria.
The following compounds did not meet % deviation criteria: None.
The following compounds did not meet maximum % deviations: None.
The following compounds did not meet recommended response factors: None.
The following compounds did not meet minimum response factors: None.

QC (Batch Specific):

Batch 532823 (CG08732)

CG09699, CG09700, CG09701, CG09702

All LCS recoveries were within 30 - 130 with the following exceptions: None.
All LCSD recoveries were within 30 - 130 with the following exceptions: None.
All LCS/LCSD RPDs were less than 20% with the following exceptions: Acenaphthylene(55.2%), Benzo(a)pyrene(48.0%),

Environmental Laboratories, Inc.
587 East Middle Turnpike, P.O.Box 370, Manchester, CT 06045
Tel. (860) 645-1102 Fax (860) 645-0823

ACCREDITED IN ACCORDANCE WITH nelac NY # 11301

RCP Certification Report

June 15, 2020

SDG I.D.: GCG09699

SVOASIM Narration

Naphthalene(29.0%), Pyrene(24.8%)
Additional 8270 criteria:20% of compounds can be outside of acceptance criteria as long as recovery is at least 10%. (Acid surrogates acceptance range for aqueous samples: 15-110%, for soils 30-130%)

VOA Narration

Were all QA/QC performance criteria specified in the Reasonable Confidence Protocol documents achieved? No.

QC Batch 532998 (Samples: CG09699, CG09703): -----

The LCSD recovery is above the upper range for one analyte that was not reported in the sample(s), therefore no significant bias is suspected. (trans-1,4-dichloro-2-butene)

Instrument:

CHEM02 06/09/20-2 Michael Hahn, Chemist 06/09/20

CG09699 (1X), CG09703 (1X)

Chem02 is a 25ml purge instrument. The laboratory minimum response factor is set at 0.01 instead of 0.05 for the 25ml purge instruments.
EPA method 8260D Table 4 supports this approach.

Initial Calibration Evaluation (CHEM02/VT-P060620):
93% of target compounds met criteria.
The following compounds had %RSDs >20%: 1,1,1,2-Tetrachloroethane 22% (20%), 1,2-Dibromo-3-chloropropane 34% (20%), Bromoform 34% (20%), Carbon tetrachloride 23% (20%), Dibromochloromethane 24% (20%)
The following compounds did not meet Table 4 recommended minimum response factors: Bromoform 0.090 (0.1)
The following compounds did not meet the minimum response factor of 0.05: None.

Continuing Calibration Verification (CHEM02/0609_31-VT-P060620):
Internal standard areas were within 50 to 200% of the initial calibration with the following exceptions: None.
99% of target compounds met criteria.
The following compounds did not meet % deviation criteria: None.
The following compounds did not meet maximum % deviations: None.
The following compounds did not meet Table 4 recommended minimum response factors: None.

QC (Batch Specific):

Batch 532998 (CG09237) CHEM02 6/9/2020-2

CG09699(1X), CG09703(1X)

All LCS recoveries were within 70 - 130 with the following exceptions: None.
All LCSD recoveries were within 70 - 130 with the following exceptions: trans-1,4-dichloro-2-butene(134%)
All LCS/LCSD RPDs were less than 30% with the following exceptions: None.
Additional 8260 criteria: 10% of LCS/LCSD compounds can be outside of acceptance criteria as long as recovery is 40-160%, 25-160% for Chloroethane-HL and Trichlorofluoromethane-HL.

Temperature Narration

The samples were received at 4.7C with cooling initiated.
(Note acceptance criteria for relevant matrices is above freezing up to 6°C)

Cooler: Yes ☑ No ☐
Coolant: IPK ☐ ICE ☑ No ☐

CHAIN OF CUSTODY RECORD

Temp 4.7 °C Pg 1 of 1

PHOENIX Environmental Laboratories, Inc.
587 East Middle Turnpike, P.O. Box 370, Manchester, CT 06040
Email: info@phoenixlabs.com Fax (860) 645-0823
Client Services (860) 645-8726

Data Delivery/Contact Options:
☐ Fax:
☐ Phone:
☒ Email: Lynn.Whitney@tetratech.com, Drew.Bilsbury@eversource.com

Customer: Tighe + Bond
Address: 213 Court Street Suite 1100, Middletown CT 06457

Project: Eversource Map Revisions
Report to: Lynn Whitney / Drew Bilsbury
Invoice to: Eversource Treasury
QUOTE # EV0225A0524

Project P.O: EW2263464 / #1094573

This section MUST be completed with Bottle Quantities.

Client Sample - Information - Identification

Sampler's Signature: [signature] Date: 6/9/20

Matrix Code:
DW=Drinking Water GW=Ground Water SW=Surface Water WW=Waste Water
RW=Raw Water SE=Sediment SL=Sludge S=Soil SD=Solid W=Wipe OIL=Oil
B=Bulk L=Liquid X = _____(Other)

Analysis Request

PHOENIX USE ONLY SAMPLE #	Customer Sample Identification	Sample Matrix	Date Sampled	Time Sampled	VOC	1,2,3TCP	1,4-Dioxane	PCBs 4 aroclors	Cyanide	GL Amber 8 oz. w/H3PO4	Soil VOA Vials [ ] methanol [ ] H2O	GL Soil container ( ) oz	GL Soil container ( ) oz	40 ml VOA Vial [ ] As is [ ] HCl	GL Amber 1000ml [ ] As is [ ] H2SO4	PL As is [ ] 250ml [ ] 500ml [ ] 1000ml	PL H2SO4 [ ] 250ml [ ] 500ml [ ] 1000ml	PL HNO3 250ml	PL NaOH 250ml	Bacteria Bottle w/thio	Bacteria Bottle as is
09699	MW-29D	GW	6/9/20	9:45	X	X	X	X	X				3	3				1	1		
09700	MW-10D			12:35		X	X							3							
09701	MW-39S			13:40		X	X							3							
09702	MW-9S			14:55			X							3							
09703	Trip Blank				X									2							

Relinquished by:	Accepted by:	Date:	Time:
[signature]	[signature]	6/9/20	16:23

Comments, Special Requirements or Regulations:

Turnaround Time:
☐ 1 Day*
☐ 2 Days*
☐ 3 Days*
☒ Standard
☐ Other
* SURCHARGE APPLIES

RI
☐ (Residential) Direct Exposure
☐ (Comm/Industrial) Direct Exposure
☐ GA Leachability
☐ GB Leachability
☐ GA-GW Objectives
☐ GB-GW Objectives

CT
☒ RCP Cert
☐ GW Protection
☒ SW Protection
☐ GA Mobility
☐ GB Mobility
☐ Residential DEC
☐ I/C DEC
☒ Other RSR

MA
☐ MCP Certification
☐ GW-1 ☐ MWRA eSMART
☐ GW-2
☐ GW-3
☐ S-1 GW-1 ☐ S-1 GW-2 ☐ S-1 GW-3
☐ S-2 GW-1 ☐ S-2 GW-2 ☐ S-2 GW-3
☐ S-3 GW-1 ☐ S-3 GW-2 ☐ S-3 GW-3
☐ SW Protection

State where samples were collected: CT

Data Format
☒ Excel
☒ PDF
☐ GIS/Key
☐ EQuIS
☒ Other Tetra Tech

Data Package
☐ Tier II Checklist
☐ Full Data Package*
☒ Phoenix Std Report
☐ Other
* SURCHARGE APPLIES

Sarah Bell

From: Lynn E. Willey <LEWilley@tighebond.com>
Sent: Friday, June 12, 2020 10:56 AM
To: Sarah Bell
Cc: Benjamin P. Caswell
Subject: FW: Phoenix Labs - GCG09699, ROCKVILLE MGP EVERSOURCE - COC Acknowledgement
Attachments: Sample Acknowledgement.pdf; ATT00001.htm

Hi Sarah:

I was reviewing the Acknowledgement for the groundwater samples that Ben submitted on Tuesday.

We do not need GWPC on these groundwater samples. We need SWPC and Res VC.

Thank you.

Lynn E. Willey, P.G., LEP | Senior Environmental Scientist
Tighe & Bond | 213 Court Street Suite 1100 | Middletown, CT 06457
| 860.852.5214 | 860-729-7502 (cell)
www.tighebond.com | Follow us on: Twitter Facebook LinkedIn

From: Lynn E. Willey
Sent: Tuesday, June 9, 2020 7:42 PM
To: Benjamin P. Caswell <BCaswell@tighebond.com>
Subject: Fwd: Phoenix Labs - GCG09699, ROCKVILLE MGP EVERSOURCE - COC Acknowledgement

Good driving around

Good call
Sent from my iPhone

Begin forwarded message:

From: "clientservices@phoenixlabs.com" <clientservices@phoenixlabs.com>
Date: June 9, 2020 at 7:37:31 PM EDT
To: "Lynn E. Willey" <LEWilley@tighebond.com>
Subject: Phoenix Labs - GCG09699, ROCKVILLE MGP EVERSOURCE - COC Acknowledgement

[Caution - External Sender]

Lynn,

Please email client services only if you have a Price Quote# for this SDG, a Quote# was not listed on the COC.

Purchase Order#:10948703

GCG09699 Criteria:
GROUND WATER(5): CT GWP (GA GW Protection), CT SWP (SW Protection)

Please email client services only if you require criteria different than what is listed.

Delivery group GCG09699 (ROCKVILLE MGP EVERSOURCE) has been logged in for the following samples:

Phoenix Id	Client Id
CG09699	MW-29D
CG09700	MW-10D
CG09701	MW-39S
CG09702	MW-9S
CG09703	TRIP BLANK

The samples were received at 4.7C with cooling initiated. (Note acceptance criteria for relevant matrices is above freezing up to 6°C)

If there are any questions regarding this submittal, please call Phoenix Client Services at extension 200.

Phoenix Environmental Laboratories, Inc.
587 East Middle Turnpike
P.O. Box 370
Manchester, CT 06374
Tel. (860) 645-1102

Fax. (860) 645-0823
www.phoenixlabs.com

Please do not reply to this email.
cc'd:lewilley@tighebond.com;dean.bebis@eversource.com;drew.blicharz@eversource.com

3

PHOENIX
Environmental Laboratories, Inc.

Thursday, July 23, 2020

Attn: Lynn Willey
Tighe & Bond
213 Court St, Suite 1100
Middletown, CT 06457

Project ID: ROCKVILLE MGP-EVERSOURCE
SDG ID: GCG34120
Sample ID#s: CG34120 - CG34124

This laboratory is in compliance with the NELAC requirements of procedures used except where indicated.

This report contains results for the parameters tested, under the sampling conditions described on the Chain Of Custody, as received by the laboratory. This report is incomplete unless all pages indicated in the pagination at the bottom of the page are included.

A scanned version of the COC form accompanies the analytical report and is an exact duplicate of the original.

If you are the client above and have any questions concerning this testing, please do not hesitate to contact Phoenix Client Services at ext.200. The contents of this report cannot be discussed with anyone other than the client listed above without their written consent.

Sincerely yours,

Phyllis Shiller
Laboratory Director

NELAC - #NY11301
CT Lab Registration #PH-0618
MA Lab Registration #M-CT007
ME Lab Registration #CT-007
NH Lab Registration #213693-A,B
NJ Lab Registration #CT-003
NY Lab Registration #11301
PA Lab Registration #68-03530
RI Lab Registration #63
UT Lab Registration #CT00007
VT Lab Registration #VT11301

PHOENIX
Environmental Laboratories, Inc.
587 East Middle Turnpike, P.O.Box 370, Manchester, CT 06045
Tel. (860) 645-1102 Fax (860) 645-0823

ACCREDITED IN ACCORDANCE WITH nelac NY # 11301

SDG Comments

July 23, 2020

SDG I.D.: GCG34120

Volatile 8260 analysis:
1,2-Dibromoethane and 1,2-Dibromo-3-chloropropane do not meet GWP criteria, these compounds are analyzed by GC/ECD to achieve this criteria.



Environmental Laboratories, Inc.
587 East Middle Turnpike, P.O.Box 370, Manchester, CT 06045
Tel. (860) 645-1102 Fax (860) 645-0823

Sample Id Cross Reference

July 23, 2020

SDG I.D.: GCG34120

Project ID: ROCKVILLE MGP-EVERSOURCE

Client Id	Lab Id	Matrix
MW-14M	CG34120	GROUND WATER
MW-31S	CG34121	GROUND WATER
MW-40S	CG34122	GROUND WATER
MW-41S	CG34123	GROUND WATER
TRIP BLANK	CG34124	GROUND WATER

Environmental Laboratories, Inc.
587 East Middle Turnpike, P.O.Box 370, Manchester, CT 06045
Tel. (860) 645-1102 Fax (860) 645-0823

Analysis Report

July 23, 2020

FOR: Attn: Lynn Willey
Tighe & Bond
213 Court St, Suite 1100
Middletown, CT 06457

Sample Information		Custody Information		Date	Time
Matrix:	GROUND WATER	Collected by:		07/15/20	11:45
Location Code:	TIGHE-EVER	Received by:	SW	07/15/20	15:02
Rush Request:	72 Hour	Analyzed by:	see "By" below		
P.O.#:	10994668				

Laboratory Data

SDG ID: GCG34120
Phoenix ID: CG34120

Project ID: ROCKVILLE MGP-EVERSOURCE
Client ID: MW-14M

Parameter	Result	RL/ PQL	Units	Dilution	Date/Time	By	Reference
Silver	< 0.001	0.001	mg/L	1	07/17/20	TH	SW6010D
Arsenic	< 0.004	0.004	mg/L	1	07/17/20	TH	SW6010D
Barium	0.199	0.002	mg/L	1	07/17/20	TH	SW6010D
Beryllium	< 0.001	0.001	mg/L	1	07/17/20	TH	SW6010D
Cadmium	< 0.001	0.001	mg/L	1	07/17/20	TH	SW6010D
Chromium	< 0.001	0.001	mg/L	1	07/17/20	TH	SW6010D
Copper	< 0.005	0.005	mg/L	1	07/17/20	TH	SW6010D
Mercury	< 0.0002	0.0002	mg/L	1	07/16/20	RS	SW7470A
Nickel	< 0.001	0.001	mg/L	1	07/17/20	TH	SW6010D
Lead	< 0.002	0.002	mg/L	1	07/17/20	TH	SW6010D
Antimony	< 0.005	0.005	mg/L	1	07/17/20	TH	SW6010D
Selenium	< 0.010	0.010	mg/L	1	07/17/20	TH	SW6010D
Thallium	< 0.0005	0.0005	mg/L	5	07/17/20	CPP	SW6020B
Vanadium	< 0.002	0.002	mg/L	1	07/17/20	TH	SW6010D
Zinc	< 0.004	0.004	mg/L	1	07/17/20	TH	SW6010D
Total Cyanide	< 0.010	0.010	mg/L	1	07/20/20	O/GD	SW9010C/SW9012B
Extraction of CT ETPH	Completed				07/15/20	P/AK	SW3510C/SW3520C
Mercury Digestion	Completed				07/16/20	VT/VT	SW7470A
Semi-Volatile Extraction	Completed				07/16/20	P/AK	SW3520C
Total Metals Digestion	Completed				07/15/20	ag	
Total Metals Digestion MS	Completed				07/16/20	AG	
TPH by GC (Extractable Products)							
Ext. Petroleum H.C. (C9-C36)	1.1	0.066	mg/L	1	07/16/20	JRB	CTETPH 8015D
Identification	**		mg/L	1	07/16/20	JRB	CTETPH 8015D
QA/QC Surrogates							
% n-Pentacosane	90		%	1	07/16/20	JRB	50 - 150 %

Ver 1

Project ID: ROCKVILLE MGP-EVERSOURCE
Client ID: MW-14M

Phoenix I.D.: CG34120

Parameter	Result	RL/ PQL	Units	Dilution	Date/Time	By	
Volatiles							
1,1,1,2-Tetrachloroethane	ND	1.0	ug/L	1	07/15/20	MH	SW8260C
1,1,1-Trichloroethane	ND	1.0	ug/L	1	07/15/20	MH	SW8260C
1,1,2,2-Tetrachloroethane	ND	0.50	ug/L	1	07/15/20	MH	SW8260C
1,1,2-Trichloroethane	ND	1.0	ug/L	1	07/15/20	MH	SW8260C
1,1-Dichloroethane	ND	1.0	ug/L	1	07/15/20	MH	SW8260C
1,1-Dichloroethene	ND	1.0	ug/L	1	07/15/20	MH	SW8260C
1,1-Dichloropropene	ND	1.0	ug/L	1	07/15/20	MH	SW8260C
1,2,3-Trichlorobenzene	ND	1.0	ug/L	1	07/15/20	MH	SW8260C
1,2,3-Trichloropropane	ND	1.0	ug/L	1	07/15/20	MH	SW8260C
1,2,4-Trichlorobenzene	ND	1.0	ug/L	1	07/15/20	MH	SW8260C
1,2,4-Trimethylbenzene	12	1.0	ug/L	1	07/15/20	MH	SW8260C
1,2-Dibromo-3-chloropropane	ND	0.50	ug/L	1	07/15/20	MH	SW8260C
1,2-Dibromoethane	ND	0.50	ug/L	1	07/15/20	MH	SW8260C
1,2-Dichlorobenzene	ND	1.0	ug/L	1	07/15/20	MH	SW8260C
1,2-Dichloroethane	ND	0.60	ug/L	1	07/15/20	MH	SW8260C
1,2-Dichloropropane	ND	1.0	ug/L	1	07/15/20	MH	SW8260C
1,3,5-Trimethylbenzene	ND	1.0	ug/L	1	07/15/20	MH	SW8260C
1,3-Dichlorobenzene	ND	1.0	ug/L	1	07/15/20	MH	SW8260C
1,3-Dichloropropane	ND	1.0	ug/L	1	07/15/20	MH	SW8260C
1,4-Dichlorobenzene	ND	1.0	ug/L	1	07/15/20	MH	SW8260C
2,2-Dichloropropane	ND	1.0	ug/L	1	07/15/20	MH	SW8260C
2-Chlorotoluene	ND	1.0	ug/L	1	07/15/20	MH	SW8260C
2-Hexanone	ND	5.0	ug/L	1	07/15/20	MH	SW8260C
2-Isopropyltoluene	ND	1.0	ug/L	1	07/15/20	MH	SW8260C
4-Chlorotoluene	ND	1.0	ug/L	1	07/15/20	MH	SW8260C
4-Methyl-2-pentanone	ND	5.0	ug/L	1	07/15/20	MH	SW8260C
Acetone	ND	25	ug/L	1	07/15/20	MH	SW8260C
Acrylonitrile	ND	0.50	ug/L	1	07/15/20	MH	SW8260C
Benzene	410	35	ug/L	50	07/16/20	MH	SW8260C
Bromobenzene	ND	1.0	ug/L	1	07/15/20	MH	SW8260C
Bromochloromethane	ND	1.0	ug/L	1	07/15/20	MH	SW8260C
Bromodichloromethane	ND	0.50	ug/L	1	07/15/20	MH	SW8260C
Bromoform	ND	1.0	ug/L	1	07/15/20	MH	SW8260C
Bromomethane	ND	1.0	ug/L	1	07/15/20	MH	SW8260C
Carbon Disulfide	ND	5.0	ug/L	1	07/15/20	MH	SW8260C
Carbon tetrachloride	ND	1.0	ug/L	1	07/15/20	MH	SW8260C
Chlorobenzene	ND	1.0	ug/L	1	07/15/20	MH	SW8260C
Chloroethane	ND	1.0	ug/L	1	07/15/20	MH	SW8260C
Chloroform	ND	1.0	ug/L	1	07/15/20	MH	SW8260C
Chloromethane	ND	1.0	ug/L	1	07/15/20	MH	SW8260C
cis-1,2-Dichloroethene	ND	1.0	ug/L	1	07/15/20	MH	SW8260C
cis-1,3-Dichloropropene	ND	0.40	ug/L	1	07/15/20	MH	SW8260C
Dibromochloromethane	ND	0.50	ug/L	1	07/15/20	MH	SW8260C
Dibromomethane	ND	1.0	ug/L	1	07/15/20	MH	SW8260C
Dichlorodifluoromethane	ND	1.0	ug/L	1	07/15/20	MH	SW8260C
Ethylbenzene	180	10	ug/L	10	07/16/20	MH	SW8260C
Hexachlorobutadiene	ND	0.40	ug/L	1	07/15/20	MH	SW8260C
Isopropylbenzene	17	1.0	ug/L	1	07/15/20	MH	SW8260C

Ver 1

Project ID: ROCKVILLE MGP-EVERSOURCE
Client ID: MW-14M

Phoenix I.D.: CG34120

Parameter	Result	RL/ PQL	Units	Dilution	Date/Time	By	
m&p-Xylene	2.5	1.0	ug/L	1	07/15/20	MH	SW8260C
Methyl ethyl ketone	ND	5.0	ug/L	1	07/15/20	MH	SW8260C
Methyl t-butyl ether (MTBE)	ND	1.0	ug/L	1	07/15/20	MH	SW8260C
Methylene chloride	ND	1.0	ug/L	1	07/15/20	MH	SW8260C
Naphthalene	91	10	ug/L	10	07/16/20	MH	SW8260C
n-Butylbenzene	ND	1.0	ug/L	1	07/15/20	MH	SW8260C
n-Propylbenzene	4.6	1.0	ug/L	1	07/15/20	MH	SW8260C
o-Xylene	29	1.0	ug/L	1	07/15/20	MH	SW8260C
p-Isopropyltoluene	ND	1.0	ug/L	1	07/15/20	MH	SW8260C
sec-Butylbenzene	ND	1.0	ug/L	1	07/15/20	MH	SW8260C
Styrene	ND	1.0	ug/L	1	07/15/20	MH	SW8260C
tert-Butylbenzene	ND	1.0	ug/L	1	07/15/20	MH	SW8260C
Tetrachloroethene	ND	1.0	ug/L	1	07/15/20	MH	SW8260C
Tetrahydrofuran (THF)	ND	2.5	ug/L	1	07/15/20	MH	SW8260C
Toluene	1.1	1.0	ug/L	1	07/15/20	MH	SW8260C
Total Xylenes	31.5	1.0	ug/L	1	07/15/20	MH	SW8260C
trans-1,2-Dichloroethene	ND	1.0	ug/L	1	07/15/20	MH	SW8260C
trans-1,3-Dichloropropene	ND	0.40	ug/L	1	07/15/20	MH	SW8260C
trans-1,4-dichloro-2-butene	ND	5.0	ug/L	1	07/15/20	MH	SW8260C
Trichloroethene	ND	1.0	ug/L	1	07/15/20	MH	SW8260C
Trichlorofluoromethane	ND	1.0	ug/L	1	07/15/20	MH	SW8260C
Trichlorotrifluoroethane	ND	1.0	ug/L	1	07/15/20	MH	SW8260C
Vinyl chloride	ND	1.0	ug/L	1	07/15/20	MH	SW8260C
QA/QC Surrogates							
% 1,2-dichlorobenzene-d4	103		%	1	07/15/20	MH	70 - 130 %
% Bromofluorobenzene	107		%	1	07/15/20	MH	70 - 130 %
% Dibromofluoromethane	98		%	1	07/15/20	MH	70 - 130 %
% Toluene-d8	101		%	1	07/15/20	MH	70 - 130 %
% 1,2-dichlorobenzene-d4 (10x)	104		%	10	07/16/20	MH	70 - 130 %
% Bromofluorobenzene (10x)	97		%	10	07/16/20	MH	70 - 130 %
% Dibromofluoromethane (10x)	109		%	10	07/16/20	MH	70 - 130 %
% Toluene-d8 (10x)	98		%	10	07/16/20	MH	70 - 130 %
% 1,2-dichlorobenzene-d4 (50x)	102		%	50	07/16/20	MH	70 - 130 %
% Bromofluorobenzene (50x)	92		%	50	07/16/20	MH	70 - 130 %
% Dibromofluoromethane (50x)	101		%	50	07/16/20	MH	70 - 130 %
% Toluene-d8 (50x)	97		%	50	07/16/20	MH	70 - 130 %
Semivolatiles by SIM, PAH							
2-Methylnaphthalene	ND	0.47	ug/L	1	07/17/20	WB	SW8270D (SIM)
Acenaphthene	65	0.05	ug/L	1	07/20/20	WB	SW8270D (SIM)
Acenaphthylene	1.2	0.28	ug/L	1	07/17/20	WB	SW8270D (SIM)
Anthracene	3.3	0.47	ug/L	1	07/17/20	WB	SW8270D (SIM)
Benz(a)anthracene	0.08	0.05	ug/L	1	07/17/20	WB	SW8270D (SIM)
Benzo(a)pyrene	ND	0.19	ug/L	1	07/17/20	WB	SW8270D (SIM)
Benzo(b)fluoranthene	ND	0.07	ug/L	1	07/17/20	WB	SW8270D (SIM)
Benzo(ghi)perylene	ND	0.45	ug/L	1	07/17/20	WB	SW8270D (SIM)
Benzo(k)fluoranthene	ND	0.28	ug/L	1	07/17/20	WB	SW8270D (SIM)
Chrysene	ND	0.47	ug/L	1	07/17/20	WB	SW8270D (SIM)
Dibenz(a,h)anthracene	ND	0.09	ug/L	1	07/17/20	WB	SW8270D (SIM)
Fluoranthene	3.9	0.47	ug/L	1	07/17/20	WB	SW8270D (SIM)

Project ID: ROCKVILLE MGP-EVERSOURCE
Client ID: MW-14M

Phoenix I.D.: CG34120

Parameter	Result	RL/ PQL	Units	Dilution	Date/Time	By	
Fluorene	17	0.05	ug/L	1	07/20/20	WB	SW8270D (SIM)
Indeno(1,2,3-cd)pyrene	ND	0.09	ug/L	1	07/17/20	WB	SW8270D (SIM)
Naphthalene	66	0.09	ug/L	1	07/20/20	WB	SW8270D (SIM)
Phenanthrene	11	0.05	ug/L	1	07/20/20	WB	SW8270D (SIM)
Pyrene	3.7	0.47	ug/L	1	07/17/20	WB	SW8270D (SIM)
QA/QC Surrogates							
% 2-Fluorobiphenyl	73		%	1	07/20/20	WB	30 - 130 %
% Nitrobenzene-d5	63		%	1	07/20/20	WB	30 - 130 %
% Terphenyl-d14	80		%	1	07/20/20	WB	30 - 130 %

RL/PQL=Reporting/Practical Quantitation Level ND=Not Detected BRL=Below Reporting Level
QA/QC Surrogates: Surrogates are compounds (preceeded with a %) added by the lab to determine analysis efficiency. Surrogate results(%) listed in the report are not "detected" compounds.

Comments:

TPH Comment:
**Petroleum hydrocarbon chromatogram contains a multicomponent hydrocarbon distribution in the range of C9 to C24. The sample was quantitated against a C9-C36 alkane hydrocarbon standard.

If you are the client above and have any questions concerning this testing, please do not hesitate to contact Phoenix Client Services at ext.200.
The contents of this report cannot be discussed with anyone other than the client listed above without their written consent.



Phyllis Shiller, Laboratory Director
July 23, 2020
Reviewed and Released by: Phyllis Shiller, Laboratory Director

Environmental Laboratories, Inc.
587 East Middle Turnpike, P.O.Box 370, Manchester, CT 06045
Tel. (860) 645-1102 Fax (860) 645-0823

Analysis Report

July 23, 2020

FOR: Attn: Lynn Willey
Tighe & Bond
213 Court St, Suite 1100
Middletown, CT 06457

Sample Information		Custody Information		Date	Time
Matrix:	GROUND WATER	Collected by:		07/15/20	13:35
Location Code:	TIGHE-EVER	Received by:	SW	07/15/20	15:02
Rush Request:	72 Hour	Analyzed by:	see "By" below		
P.O.#:	10994668				

Laboratory Data

SDG ID: GCG34120
Phoenix ID: CG34121

Project ID: ROCKVILLE MGP-EVERSOURCE
Client ID: MW-31S

Parameter	Result	RL/ PQL	Units	Dilution	Date/Time	By	Reference
Silver	< 0.001	0.001	mg/L	1	07/17/20	TH	SW6010D
Arsenic	< 0.004	0.004	mg/L	1	07/17/20	TH	SW6010D
Barium	0.056	0.002	mg/L	1	07/17/20	TH	SW6010D
Beryllium	< 0.001	0.001	mg/L	1	07/17/20	TH	SW6010D
Cadmium	< 0.001	0.001	mg/L	1	07/17/20	TH	SW6010D
Chromium	< 0.001	0.001	mg/L	1	07/17/20	TH	SW6010D
Copper	< 0.005	0.005	mg/L	1	07/17/20	TH	SW6010D
Mercury	< 0.0002	0.0002	mg/L	1	07/16/20	RS	SW7470A
Nickel	0.006	0.001	mg/L	1	07/17/20	TH	SW6010D
Lead	< 0.002	0.002	mg/L	1	07/17/20	TH	SW6010D
Antimony	< 0.005	0.005	mg/L	1	07/17/20	TH	SW6010D
Selenium	< 0.010	0.010	mg/L	1	07/17/20	TH	SW6010D
Thallium	< 0.0005	0.0005	mg/L	5	07/17/20	CPP	SW6020B
Vanadium	< 0.002	0.002	mg/L	1	07/17/20	TH	SW6010D
Zinc	< 0.004	0.004	mg/L	1	07/17/20	TH	SW6010D
Total Cyanide	< 0.010	0.010	mg/L	1	07/20/20	O/GD	SW9010C/SW9012B
Extraction of CT ETPH	Completed				07/15/20	P/AK	SW3510C/SW3520C
Mercury Digestion	Completed				07/16/20	VT/VT	SW7470A
Semi-Volatile Extraction	Completed				07/16/20	P/AK	SW3520C
Total Metals Digestion	Completed				07/15/20	AG	
Total Metals Digestion MS	Completed				07/16/20	AG	
TPH by GC (Extractable Products)							
Ext. Petroleum H.C. (C9-C36)	ND	0.066	mg/L	1	07/16/20	JRB	CTETPH 8015D
Identification	ND		mg/L	1	07/16/20	JRB	CTETPH 8015D
QA/QC Surrogates							
% n-Pentacosane	89		%	1	07/16/20	JRB	50 - 150 %

Ver 1

Project ID: ROCKVILLE MGP-EVERSOURCE
Client ID: MW-31S

Phoenix I.D.: CG34121

Parameter	Result	RL/ PQL	Units	Dilution	Date/Time	By	
Volatiles							
1,1,1,2-Tetrachloroethane	ND	1.0	ug/L	1	07/16/20	MH	SW8260C
1,1,1-Trichloroethane	ND	1.0	ug/L	1	07/16/20	MH	SW8260C
1,1,2,2-Tetrachloroethane	ND	0.50	ug/L	1	07/16/20	MH	SW8260C
1,1,2-Trichloroethane	ND	1.0	ug/L	1	07/16/20	MH	SW8260C
1,1-Dichloroethane	ND	1.0	ug/L	1	07/16/20	MH	SW8260C
1,1-Dichloroethene	ND	1.0	ug/L	1	07/16/20	MH	SW8260C
1,1-Dichloropropene	ND	1.0	ug/L	1	07/16/20	MH	SW8260C
1,2,3-Trichlorobenzene	ND	1.0	ug/L	1	07/16/20	MH	SW8260C
1,2,3-Trichloropropane	ND	1.0	ug/L	1	07/16/20	MH	SW8260C
1,2,4-Trichlorobenzene	ND	1.0	ug/L	1	07/16/20	MH	SW8260C
1,2,4-Trimethylbenzene	ND	1.0	ug/L	1	07/16/20	MH	SW8260C
1,2-Dibromo-3-chloropropane	ND	0.50	ug/L	1	07/16/20	MH	SW8260C
1,2-Dibromoethane	ND	0.50	ug/L	1	07/16/20	MH	SW8260C
1,2-Dichlorobenzene	ND	1.0	ug/L	1	07/16/20	MH	SW8260C
1,2-Dichloroethane	ND	0.60	ug/L	1	07/16/20	MH	SW8260C
1,2-Dichloropropane	ND	1.0	ug/L	1	07/16/20	MH	SW8260C
1,3,5-Trimethylbenzene	ND	1.0	ug/L	1	07/16/20	MH	SW8260C
1,3-Dichlorobenzene	ND	1.0	ug/L	1	07/16/20	MH	SW8260C
1,3-Dichloropropane	ND	1.0	ug/L	1	07/16/20	MH	SW8260C
1,4-Dichlorobenzene	ND	1.0	ug/L	1	07/16/20	MH	SW8260C
2,2-Dichloropropane	ND	1.0	ug/L	1	07/16/20	MH	SW8260C
2-Chlorotoluene	ND	1.0	ug/L	1	07/16/20	MH	SW8260C
2-Hexanone	ND	5.0	ug/L	1	07/16/20	MH	SW8260C
2-Isopropyltoluene	ND	1.0	ug/L	1	07/16/20	MH	SW8260C
4-Chlorotoluene	ND	1.0	ug/L	1	07/16/20	MH	SW8260C
4-Methyl-2-pentanone	ND	5.0	ug/L	1	07/16/20	MH	SW8260C
Acetone	ND	25	ug/L	1	07/16/20	MH	SW8260C
Acrylonitrile	ND	0.50	ug/L	1	07/16/20	MH	SW8260C
Benzene	ND	0.70	ug/L	1	07/16/20	MH	SW8260C
Bromobenzene	ND	1.0	ug/L	1	07/16/20	MH	SW8260C
Bromochloromethane	ND	1.0	ug/L	1	07/16/20	MH	SW8260C
Bromodichloromethane	ND	0.50	ug/L	1	07/16/20	MH	SW8260C
Bromoform	ND	1.0	ug/L	1	07/16/20	MH	SW8260C
Bromomethane	ND	1.0	ug/L	1	07/16/20	MH	SW8260C
Carbon Disulfide	ND	5.0	ug/L	1	07/16/20	MH	SW8260C
Carbon tetrachloride	ND	1.0	ug/L	1	07/16/20	MH	SW8260C
Chlorobenzene	ND	1.0	ug/L	1	07/16/20	MH	SW8260C
Chloroethane	ND	1.0	ug/L	1	07/16/20	MH	SW8260C
Chloroform	ND	1.0	ug/L	1	07/16/20	MH	SW8260C
Chloromethane	ND	1.0	ug/L	1	07/16/20	MH	SW8260C
cis-1,2-Dichloroethene	ND	1.0	ug/L	1	07/16/20	MH	SW8260C
cis-1,3-Dichloropropene	ND	0.40	ug/L	1	07/16/20	MH	SW8260C
Dibromochloromethane	ND	0.50	ug/L	1	07/16/20	MH	SW8260C
Dibromomethane	ND	1.0	ug/L	1	07/16/20	MH	SW8260C
Dichlorodifluoromethane	ND	1.0	ug/L	1	07/16/20	MH	SW8260C
Ethylbenzene	ND	1.0	ug/L	1	07/16/20	MH	SW8260C
Hexachlorobutadiene	ND	0.40	ug/L	1	07/16/20	MH	SW8260C
Isopropylbenzene	ND	1.0	ug/L	1	07/16/20	MH	SW8260C

Ver 1

Project ID: ROCKVILLE MGP-EVERSOURCE
Client ID: MW-31S

Phoenix I.D.: CG34121

Parameter	Result	RL/ PQL	Units	Dilution	Date/Time	By	
m&p-Xylene	ND	1.0	ug/L	1	07/16/20	MH	SW8260C
Methyl ethyl ketone	ND	5.0	ug/L	1	07/16/20	MH	SW8260C
Methyl t-butyl ether (MTBE)	ND	1.0	ug/L	1	07/16/20	MH	SW8260C
Methylene chloride	ND	1.0	ug/L	1	07/16/20	MH	SW8260C
Naphthalene	ND	1.0	ug/L	1	07/16/20	MH	SW8260C
n-Butylbenzene	ND	1.0	ug/L	1	07/16/20	MH	SW8260C
n-Propylbenzene	ND	1.0	ug/L	1	07/16/20	MH	SW8260C
o-Xylene	ND	1.0	ug/L	1	07/16/20	MH	SW8260C
p-Isopropyltoluene	ND	1.0	ug/L	1	07/16/20	MH	SW8260C
sec-Butylbenzene	ND	1.0	ug/L	1	07/16/20	MH	SW8260C
Styrene	ND	1.0	ug/L	1	07/16/20	MH	SW8260C
tert-Butylbenzene	ND	1.0	ug/L	1	07/16/20	MH	SW8260C
Tetrachloroethene	ND	1.0	ug/L	1	07/16/20	MH	SW8260C
Tetrahydrofuran (THF)	ND	2.5	ug/L	1	07/16/20	MH	SW8260C
Toluene	ND	1.0	ug/L	1	07/16/20	MH	SW8260C
Total Xylenes	ND	1.0	ug/L	1	07/16/20	MH	SW8260C
trans-1,2-Dichloroethene	ND	1.0	ug/L	1	07/16/20	MH	SW8260C
trans-1,3-Dichloropropene	ND	0.40	ug/L	1	07/16/20	MH	SW8260C
trans-1,4-dichloro-2-butene	ND	5.0	ug/L	1	07/16/20	MH	SW8260C
Trichloroethene	ND	1.0	ug/L	1	07/16/20	MH	SW8260C
Trichlorofluoromethane	ND	1.0	ug/L	1	07/16/20	MH	SW8260C
Trichlorotrifluoroethane	ND	1.0	ug/L	1	07/16/20	MH	SW8260C
Vinyl chloride	ND	1.0	ug/L	1	07/16/20	MH	SW8260C
QA/QC Surrogates							
% 1,2-dichlorobenzene-d4	99		%	1	07/16/20	MH	70 - 130 %
% Bromofluorobenzene	88		%	1	07/16/20	MH	70 - 130 %
% Dibromofluoromethane	110		%	1	07/16/20	MH	70 - 130 %
% Toluene-d8	100		%	1	07/16/20	MH	70 - 130 %
Semivolatiles by SIM, PAH							
2-Methylnaphthalene	ND	0.47	ug/L	1	07/17/20	WB	SW8270D (SIM)
Acenaphthene	ND	0.47	ug/L	1	07/17/20	WB	SW8270D (SIM)
Acenaphthylene	ND	0.28	ug/L	1	07/17/20	WB	SW8270D (SIM)
Anthracene	ND	0.47	ug/L	1	07/17/20	WB	SW8270D (SIM)
Benz(a)anthracene	ND	0.05	ug/L	1	07/17/20	WB	SW8270D (SIM)
Benzo(a)pyrene	ND	0.19	ug/L	1	07/17/20	WB	SW8270D (SIM)
Benzo(b)fluoranthene	ND	0.07	ug/L	1	07/17/20	WB	SW8270D (SIM)
Benzo(ghi)perylene	ND	0.45	ug/L	1	07/17/20	WB	SW8270D (SIM)
Benzo(k)fluoranthene	ND	0.28	ug/L	1	07/17/20	WB	SW8270D (SIM)
Chrysene	ND	0.47	ug/L	1	07/17/20	WB	SW8270D (SIM)
Dibenz(a,h)anthracene	ND	0.09	ug/L	1	07/17/20	WB	SW8270D (SIM)
Fluoranthene	ND	0.47	ug/L	1	07/17/20	WB	SW8270D (SIM)
Fluorene	ND	0.47	ug/L	1	07/17/20	WB	SW8270D (SIM)
Indeno(1,2,3-cd)pyrene	ND	0.09	ug/L	1	07/17/20	WB	SW8270D (SIM)
Naphthalene	ND	0.47	ug/L	1	07/17/20	WB	SW8270D (SIM)
Phenanthrene	ND	0.06	ug/L	1	07/17/20	WB	SW8270D (SIM)
Pyrene	ND	0.47	ug/L	1	07/17/20	WB	SW8270D (SIM)
QA/QC Surrogates							
% 2-Fluorobiphenyl	64		%	1	07/17/20	WB	30 - 130 %
% Nitrobenzene-d5	76		%	1	07/17/20	WB	30 - 130 %

Ver 1

Project ID: ROCKVILLE MGP-EVERSOURCE
Client ID: MW-31S

Phoenix I.D.: CG34121

Parameter	Result	RL/ PQL	Units	Dilution	Date/Time	By	
% Terphenyl-d14	93		%	1	07/17/20	WB	30 - 130 %

RL/PQL=Reporting/Practical Quantitation Level ND=Not Detected BRL=Below Reporting Level
QA/QC Surrogates: Surrogates are compounds (preceeded with a %) added by the lab to determine analysis efficiency. Surrogate results(%) listed in the report are not "detected" compounds.

Comments:

If you are the client above and have any questions concerning this testing, please do not hesitate to contact Phoenix Client Services at ext.200.
The contents of this report cannot be discussed with anyone other than the client listed above without their written consent.

Phyllis Shiller, Laboratory Director
July 23, 2020
Reviewed and Released by: Phyllis Shiller, Laboratory Director

Environmental Laboratories, Inc.
587 East Middle Turnpike, P.O.Box 370, Manchester, CT 06045
Tel. (860) 645-1102 Fax (860) 645-0823

Analysis Report

July 23, 2020

FOR: Attn: Lynn Willey
Tighe & Bond
213 Court St, Suite 1100
Middletown, CT 06457

Sample Information		Custody Information		Date	Time
Matrix:	GROUND WATER	Collected by:		07/15/20	10:35
Location Code:	TIGHE-EVER	Received by:	SW	07/15/20	15:02
Rush Request:	72 Hour	Analyzed by:	see "By" below		
P.O.#:	10994668				

Laboratory Data

SDG ID: GCG34120
Phoenix ID: CG34122

Project ID: ROCKVILLE MGP-EVERSOURCE
Client ID: MW-40S

Parameter	Result	RL/ PQL	Units	Dilution	Date/Time	By	Reference
Silver	< 0.001	0.001	mg/L	1	07/17/20	TH	SW6010D
Arsenic	< 0.004	0.004	mg/L	1	07/17/20	TH	SW6010D
Barium	0.074	0.002	mg/L	1	07/17/20	TH	SW6010D
Beryllium	< 0.001	0.001	mg/L	1	07/17/20	TH	SW6010D
Cadmium	< 0.001	0.001	mg/L	1	07/17/20	TH	SW6010D
Chromium	< 0.001	0.001	mg/L	1	07/17/20	TH	SW6010D
Copper	< 0.005	0.005	mg/L	1	07/17/20	TH	SW6010D
Mercury	< 0.0002	0.0002	mg/L	1	07/16/20	RS	SW7470A
Nickel	< 0.001	0.001	mg/L	1	07/17/20	TH	SW6010D
Lead	< 0.002	0.002	mg/L	1	07/17/20	TH	SW6010D
Antimony	< 0.005	0.005	mg/L	1	07/17/20	TH	SW6010D
Selenium	< 0.010	0.010	mg/L	1	07/17/20	TH	SW6010D
Thallium	< 0.0005	0.0005	mg/L	5	07/17/20	CPP	SW6020B
Vanadium	< 0.002	0.002	mg/L	1	07/17/20	TH	SW6010D
Zinc	< 0.004	0.004	mg/L	1	07/17/20	TH	SW6010D
Total Cyanide	< 0.010	0.010	mg/L	1	07/20/20	O/GD	SW9010C/SW9012B
Extraction of CT ETPH	Completed				07/15/20	P/AK	SW3510C/SW3520C
Mercury Digestion	Completed				07/16/20	VT/VT	SW7470A
Semi-Volatile Extraction	Completed				07/16/20	P/AK	SW3520C
Total Metals Digestion	Completed				07/15/20	AG	
Total Metals Digestion MS	Completed				07/16/20	AG	
TPH by GC (Extractable Products)							
Ext. Petroleum H.C. (C9-C36)	ND	0.066	mg/L	1	07/16/20	JRB	CTETPH 8015D
Identification	ND		mg/L	1	07/16/20	JRB	CTETPH 8015D
QA/QC Surrogates							
% n-Pentacosane	88		%	1	07/16/20	JRB	50 - 150 %

Ver 1

Project ID: ROCKVILLE MGP-EVERSOURCE
Client ID: MW-40S

Phoenix I.D.: CG34122

Parameter	Result	RL/ PQL	Units	Dilution	Date/Time	By	
Volatiles							
1,1,1,2-Tetrachloroethane	ND	1.0	ug/L	1	07/15/20	MH	SW8260C
1,1,1-Trichloroethane	ND	1.0	ug/L	1	07/15/20	MH	SW8260C
1,1,2,2-Tetrachloroethane	ND	0.50	ug/L	1	07/15/20	MH	SW8260C
1,1,2-Trichloroethane	ND	1.0	ug/L	1	07/15/20	MH	SW8260C
1,1-Dichloroethane	ND	1.0	ug/L	1	07/15/20	MH	SW8260C
1,1-Dichloroethene	ND	1.0	ug/L	1	07/15/20	MH	SW8260C
1,1-Dichloropropene	ND	1.0	ug/L	1	07/15/20	MH	SW8260C
1,2,3-Trichlorobenzene	ND	1.0	ug/L	1	07/15/20	MH	SW8260C
1,2,3-Trichloropropane	ND	1.0	ug/L	1	07/15/20	MH	SW8260C
1,2,4-Trichlorobenzene	ND	1.0	ug/L	1	07/15/20	MH	SW8260C
1,2,4-Trimethylbenzene	ND	1.0	ug/L	1	07/15/20	MH	SW8260C
1,2-Dibromo-3-chloropropane	ND	0.50	ug/L	1	07/15/20	MH	SW8260C
1,2-Dibromoethane	ND	0.50	ug/L	1	07/15/20	MH	SW8260C
1,2-Dichlorobenzene	ND	1.0	ug/L	1	07/15/20	MH	SW8260C
1,2-Dichloroethane	ND	0.60	ug/L	1	07/15/20	MH	SW8260C
1,2-Dichloropropane	ND	1.0	ug/L	1	07/15/20	MH	SW8260C
1,3,5-Trimethylbenzene	ND	1.0	ug/L	1	07/15/20	MH	SW8260C
1,3-Dichlorobenzene	ND	1.0	ug/L	1	07/15/20	MH	SW8260C
1,3-Dichloropropane	ND	1.0	ug/L	1	07/15/20	MH	SW8260C
1,4-Dichlorobenzene	ND	1.0	ug/L	1	07/15/20	MH	SW8260C
2,2-Dichloropropane	ND	1.0	ug/L	1	07/15/20	MH	SW8260C
2-Chlorotoluene	ND	1.0	ug/L	1	07/15/20	MH	SW8260C
2-Hexanone	ND	5.0	ug/L	1	07/15/20	MH	SW8260C
2-Isopropyltoluene	ND	1.0	ug/L	1	07/15/20	MH	SW8260C
4-Chlorotoluene	ND	1.0	ug/L	1	07/15/20	MH	SW8260C
4-Methyl-2-pentanone	ND	5.0	ug/L	1	07/15/20	MH	SW8260C
Acetone	ND	25	ug/L	1	07/15/20	MH	SW8260C
Acrylonitrile	ND	0.50	ug/L	1	07/15/20	MH	SW8260C
Benzene	ND	0.70	ug/L	1	07/15/20	MH	SW8260C
Bromobenzene	ND	1.0	ug/L	1	07/15/20	MH	SW8260C
Bromochloromethane	ND	1.0	ug/L	1	07/15/20	MH	SW8260C
Bromodichloromethane	ND	0.50	ug/L	1	07/15/20	MH	SW8260C
Bromoform	ND	1.0	ug/L	1	07/15/20	MH	SW8260C
Bromomethane	ND	1.0	ug/L	1	07/15/20	MH	SW8260C
Carbon Disulfide	ND	5.0	ug/L	1	07/15/20	MH	SW8260C
Carbon tetrachloride	ND	1.0	ug/L	1	07/15/20	MH	SW8260C
Chlorobenzene	ND	1.0	ug/L	1	07/15/20	MH	SW8260C
Chloroethane	ND	1.0	ug/L	1	07/15/20	MH	SW8260C
Chloroform	ND	1.0	ug/L	1	07/15/20	MH	SW8260C
Chloromethane	ND	1.0	ug/L	1	07/15/20	MH	SW8260C
cis-1,2-Dichloroethene	ND	1.0	ug/L	1	07/15/20	MH	SW8260C
cis-1,3-Dichloropropene	ND	0.40	ug/L	1	07/15/20	MH	SW8260C
Dibromochloromethane	ND	0.50	ug/L	1	07/15/20	MH	SW8260C
Dibromomethane	ND	1.0	ug/L	1	07/15/20	MH	SW8260C
Dichlorodifluoromethane	ND	1.0	ug/L	1	07/15/20	MH	SW8260C
Ethylbenzene	ND	1.0	ug/L	1	07/15/20	MH	SW8260C
Hexachlorobutadiene	ND	0.40	ug/L	1	07/15/20	MH	SW8260C
Isopropylbenzene	ND	1.0	ug/L	1	07/15/20	MH	SW8260C

Ver 1

Project ID: ROCKVILLE MGP-EVERSOURCE
Client ID: MW-40S

Phoenix I.D.: CG34122

Parameter	Result	RL/ PQL	Units	Dilution	Date/Time	By	
m&p-Xylene	ND	1.0	ug/L	1	07/15/20	MH	SW8260C
Methyl ethyl ketone	ND	5.0	ug/L	1	07/15/20	MH	SW8260C
Methyl t-butyl ether (MTBE)	ND	1.0	ug/L	1	07/15/20	MH	SW8260C
Methylene chloride	ND	1.0	ug/L	1	07/15/20	MH	SW8260C
Naphthalene	ND	1.0	ug/L	1	07/15/20	MH	SW8260C
n-Butylbenzene	ND	1.0	ug/L	1	07/15/20	MH	SW8260C
n-Propylbenzene	ND	1.0	ug/L	1	07/15/20	MH	SW8260C
o-Xylene	ND	1.0	ug/L	1	07/15/20	MH	SW8260C
p-Isopropyltoluene	ND	1.0	ug/L	1	07/15/20	MH	SW8260C
sec-Butylbenzene	ND	1.0	ug/L	1	07/15/20	MH	SW8260C
Styrene	ND	1.0	ug/L	1	07/15/20	MH	SW8260C
tert-Butylbenzene	ND	1.0	ug/L	1	07/15/20	MH	SW8260C
Tetrachloroethene	ND	1.0	ug/L	1	07/15/20	MH	SW8260C
Tetrahydrofuran (THF)	ND	2.5	ug/L	1	07/15/20	MH	SW8260C
Toluene	ND	1.0	ug/L	1	07/15/20	MH	SW8260C
Total Xylenes	ND	1.0	ug/L	1	07/15/20	MH	SW8260C
trans-1,2-Dichloroethene	ND	1.0	ug/L	1	07/15/20	MH	SW8260C
trans-1,3-Dichloropropene	ND	0.40	ug/L	1	07/15/20	MH	SW8260C
trans-1,4-dichloro-2-butene	ND	5.0	ug/L	1	07/15/20	MH	SW8260C
Trichloroethene	ND	1.0	ug/L	1	07/15/20	MH	SW8260C
Trichlorofluoromethane	ND	1.0	ug/L	1	07/15/20	MH	SW8260C
Trichlorotrifluoroethane	ND	1.0	ug/L	1	07/15/20	MH	SW8260C
Vinyl chloride	ND	1.0	ug/L	1	07/15/20	MH	SW8260C
QA/QC Surrogates							
% 1,2-dichlorobenzene-d4	104		%	1	07/15/20	MH	70 - 130 %
% Bromofluorobenzene	93		%	1	07/15/20	MH	70 - 130 %
% Dibromofluoromethane	112		%	1	07/15/20	MH	70 - 130 %
% Toluene-d8	101		%	1	07/15/20	MH	70 - 130 %
Semivolatiles by SIM, PAH							
2-Methylnaphthalene	ND	0.47	ug/L	1	07/17/20	WB	SW8270D (SIM)
Acenaphthene	ND	0.47	ug/L	1	07/17/20	WB	SW8270D (SIM)
Acenaphthylene	ND	0.28	ug/L	1	07/17/20	WB	SW8270D (SIM)
Anthracene	ND	0.47	ug/L	1	07/17/20	WB	SW8270D (SIM)
Benz(a)anthracene	ND	0.05	ug/L	1	07/17/20	WB	SW8270D (SIM)
Benzo(a)pyrene	ND	0.19	ug/L	1	07/17/20	WB	SW8270D (SIM)
Benzo(b)fluoranthene	ND	0.07	ug/L	1	07/17/20	WB	SW8270D (SIM)
Benzo(ghi)perylene	ND	0.45	ug/L	1	07/17/20	WB	SW8270D (SIM)
Benzo(k)fluoranthene	ND	0.28	ug/L	1	07/17/20	WB	SW8270D (SIM)
Chrysene	ND	0.47	ug/L	1	07/17/20	WB	SW8270D (SIM)
Dibenz(a,h)anthracene	ND	0.09	ug/L	1	07/17/20	WB	SW8270D (SIM)
Fluoranthene	ND	0.47	ug/L	1	07/17/20	WB	SW8270D (SIM)
Fluorene	ND	0.47	ug/L	1	07/17/20	WB	SW8270D (SIM)
Indeno(1,2,3-cd)pyrene	ND	0.09	ug/L	1	07/17/20	WB	SW8270D (SIM)
Naphthalene	ND	0.47	ug/L	1	07/17/20	WB	SW8270D (SIM)
Phenanthrene	ND	0.06	ug/L	1	07/17/20	WB	SW8270D (SIM)
Pyrene	ND	0.47	ug/L	1	07/17/20	WB	SW8270D (SIM)
QA/QC Surrogates							
% 2-Fluorobiphenyl	63		%	1	07/17/20	WB	30 - 130 %
% Nitrobenzene-d5	71		%	1	07/17/20	WB	30 - 130 %

Ver 1

Project ID: ROCKVILLE MGP-EVERSOURCE
Client ID: MW-40S

Phoenix I.D.: CG34122

Parameter	Result	RL/ PQL	Units	Dilution	Date/Time	By	
% Terphenyl-d14	98		%	1	07/17/20	WB	30 - 130 %

RL/PQL=Reporting/Practical Quantitation Level ND=Not Detected BRL=Below Reporting Level
QA/QC Surrogates: Surrogates are compounds (preceeded with a %) added by the lab to determine analysis efficiency. Surrogate results(%) listed in the report are not "detected" compounds.

Comments:

If you are the client above and have any questions concerning this testing, please do not hesitate to contact Phoenix Client Services at ext.200.
The contents of this report cannot be discussed with anyone other than the client listed above without their written consent.

Phyllis Shiller, Laboratory Director
July 23, 2020
Reviewed and Released by: Phyllis Shiller, Laboratory Director

Environmental Laboratories, Inc.
587 East Middle Turnpike, P.O.Box 370, Manchester, CT 06045
Tel. (860) 645-1102 Fax (860) 645-0823

Analysis Report

July 23, 2020

FOR: Attn: Lynn Willey
Tighe & Bond
213 Court St, Suite 1100
Middletown, CT 06457

Sample Information		Custody Information		Date	Time
Matrix:	GROUND WATER	Collected by:		07/15/20	9:40
Location Code:	TIGHE-EVER	Received by:	SW	07/15/20	15:02
Rush Request:	72 Hour	Analyzed by:	see "By" below		
P.O.#:	10994668				

Laboratory Data

SDG ID: GCG34120
Phoenix ID: CG34123

Project ID: ROCKVILLE MGP-EVERSOURCE
Client ID: MW-41S

Parameter	Result	RL/ PQL	Units	Dilution	Date/Time	By	Reference
Silver	< 0.001	0.001	mg/L	1	07/17/20	TH	SW6010D
Arsenic	< 0.004	0.004	mg/L	1	07/17/20	TH	SW6010D
Barium	0.311	0.002	mg/L	1	07/17/20	TH	SW6010D
Beryllium	< 0.001	0.001	mg/L	1	07/17/20	TH	SW6010D
Cadmium	< 0.001	0.001	mg/L	1	07/17/20	TH	SW6010D
Chromium	< 0.001	0.001	mg/L	1	07/17/20	TH	SW6010D
Copper	< 0.005	0.005	mg/L	1	07/17/20	TH	SW6010D
Mercury	< 0.0002	0.0002	mg/L	1	07/16/20	RS	SW7470A
Nickel	< 0.001	0.001	mg/L	1	07/17/20	TH	SW6010D
Lead	< 0.002	0.002	mg/L	1	07/17/20	TH	SW6010D
Antimony	< 0.005	0.005	mg/L	1	07/17/20	TH	SW6010D
Selenium	< 0.010	0.010	mg/L	1	07/17/20	TH	SW6010D
Thallium	< 0.0005	0.0005	mg/L	5	07/17/20	CPP	SW6020B
Vanadium	< 0.002	0.002	mg/L	1	07/17/20	TH	SW6010D
Zinc	0.005	0.004	mg/L	1	07/17/20	TH	SW6010D
Total Cyanide	< 0.010	0.010	mg/L	1	07/20/20	O/GD	SW9010C/SW9012B
Extraction of CT ETPH	Completed				07/15/20	P/AK	SW3510C/SW3520C
Mercury Digestion	Completed				07/16/20	VT/VT	SW7470A
Semi-Volatile Extraction	Completed				07/16/20	P/AK	SW3520C
Total Metals Digestion	Completed				07/15/20	AG	
Total Metals Digestion MS	Completed				07/16/20	AG	
TPH by GC (Extractable Products)							
Ext. Petroleum H.C. (C9-C36)	0.46	0.066	mg/L	1	07/16/20	JRB	CTETPH 8015D
Identification	**		mg/L	1	07/16/20	JRB	CTETPH 8015D
QA/QC Surrogates							
% n-Pentacosane	85		%	1	07/16/20	JRB	50 - 150 %

Ver 1

Project ID: ROCKVILLE MGP-EVERSOURCE
Client ID: MW-41S

Phoenix I.D.: CG34123

Parameter	Result	RL/ PQL	Units	Dilution	Date/Time	By	
Volatiles							
1,1,1,2-Tetrachloroethane	ND	1.0	ug/L	1	07/15/20	MH	SW8260C
1,1,1-Trichloroethane	ND	1.0	ug/L	1	07/15/20	MH	SW8260C
1,1,2,2-Tetrachloroethane	ND	0.50	ug/L	1	07/15/20	MH	SW8260C
1,1,2-Trichloroethane	ND	1.0	ug/L	1	07/15/20	MH	SW8260C
1,1-Dichloroethane	ND	1.0	ug/L	1	07/15/20	MH	SW8260C
1,1-Dichloroethene	ND	1.0	ug/L	1	07/15/20	MH	SW8260C
1,1-Dichloropropene	ND	1.0	ug/L	1	07/15/20	MH	SW8260C
1,2,3-Trichlorobenzene	ND	1.0	ug/L	1	07/15/20	MH	SW8260C
1,2,3-Trichloropropane	ND	1.0	ug/L	1	07/15/20	MH	SW8260C
1,2,4-Trichlorobenzene	ND	1.0	ug/L	1	07/15/20	MH	SW8260C
1,2,4-Trimethylbenzene	ND	1.0	ug/L	1	07/15/20	MH	SW8260C
1,2-Dibromo-3-chloropropane	ND	0.50	ug/L	1	07/15/20	MH	SW8260C
1,2-Dibromoethane	ND	0.50	ug/L	1	07/15/20	MH	SW8260C
1,2-Dichlorobenzene	ND	1.0	ug/L	1	07/15/20	MH	SW8260C
1,2-Dichloroethane	ND	0.60	ug/L	1	07/15/20	MH	SW8260C
1,2-Dichloropropane	ND	1.0	ug/L	1	07/15/20	MH	SW8260C
1,3,5-Trimethylbenzene	ND	1.0	ug/L	1	07/15/20	MH	SW8260C
1,3-Dichlorobenzene	ND	1.0	ug/L	1	07/15/20	MH	SW8260C
1,3-Dichloropropane	ND	1.0	ug/L	1	07/15/20	MH	SW8260C
1,4-Dichlorobenzene	ND	1.0	ug/L	1	07/15/20	MH	SW8260C
2,2-Dichloropropane	ND	1.0	ug/L	1	07/15/20	MH	SW8260C
2-Chlorotoluene	ND	1.0	ug/L	1	07/15/20	MH	SW8260C
2-Hexanone	ND	5.0	ug/L	1	07/15/20	MH	SW8260C
2-Isopropyltoluene	ND	1.0	ug/L	1	07/15/20	MH	SW8260C
4-Chlorotoluene	ND	1.0	ug/L	1	07/15/20	MH	SW8260C
4-Methyl-2-pentanone	ND	5.0	ug/L	1	07/15/20	MH	SW8260C
Acetone	ND	25	ug/L	1	07/15/20	MH	SW8260C
Acrylonitrile	ND	0.50	ug/L	1	07/15/20	MH	SW8260C
Benzene	200	7.0	ug/L	10	07/17/20	MH	SW8260C
Bromobenzene	ND	1.0	ug/L	1	07/15/20	MH	SW8260C
Bromochloromethane	ND	1.0	ug/L	1	07/15/20	MH	SW8260C
Bromodichloromethane	ND	0.50	ug/L	1	07/15/20	MH	SW8260C
Bromoform	ND	1.0	ug/L	1	07/15/20	MH	SW8260C
Bromomethane	ND	1.0	ug/L	1	07/15/20	MH	SW8260C
Carbon Disulfide	ND	5.0	ug/L	1	07/15/20	MH	SW8260C
Carbon tetrachloride	ND	1.0	ug/L	1	07/15/20	MH	SW8260C
Chlorobenzene	ND	1.0	ug/L	1	07/15/20	MH	SW8260C
Chloroethane	ND	1.0	ug/L	1	07/15/20	MH	SW8260C
Chloroform	ND	1.0	ug/L	1	07/15/20	MH	SW8260C
Chloromethane	ND	1.0	ug/L	1	07/15/20	MH	SW8260C
cis-1,2-Dichloroethene	ND	1.0	ug/L	1	07/15/20	MH	SW8260C
cis-1,3-Dichloropropene	ND	0.40	ug/L	1	07/15/20	MH	SW8260C
Dibromochloromethane	ND	0.50	ug/L	1	07/15/20	MH	SW8260C
Dibromomethane	ND	1.0	ug/L	1	07/15/20	MH	SW8260C
Dichlorodifluoromethane	ND	1.0	ug/L	1	07/15/20	MH	SW8260C
Ethylbenzene	49	5.0	ug/L	5	07/16/20	MH	SW8260C
Hexachlorobutadiene	ND	0.40	ug/L	1	07/15/20	MH	SW8260C
Isopropylbenzene	8.6	1.0	ug/L	1	07/15/20	MH	SW8260C

Ver 1

Project ID: ROCKVILLE MGP-EVERSOURCE
Client ID: MW-41S

Phoenix I.D.: CG34123

Parameter	Result	RL/ PQL	Units	Dilution	Date/Time	By	
m&p-Xylene	ND	1.0	ug/L	1	07/15/20	MH	SW8260C
Methyl ethyl ketone	ND	5.0	ug/L	1	07/15/20	MH	SW8260C
Methyl t-butyl ether (MTBE)	ND	1.0	ug/L	1	07/15/20	MH	SW8260C
Methylene chloride	ND	1.0	ug/L	1	07/15/20	MH	SW8260C
Naphthalene	2.8	1.0	ug/L	1	07/15/20	MH	SW8260C
n-Butylbenzene	ND	1.0	ug/L	1	07/15/20	MH	SW8260C
n-Propylbenzene	2.3	1.0	ug/L	1	07/15/20	MH	SW8260C
o-Xylene	5.4	1.0	ug/L	1	07/15/20	MH	SW8260C
p-Isopropyltoluene	ND	1.0	ug/L	1	07/15/20	MH	SW8260C
sec-Butylbenzene	ND	1.0	ug/L	1	07/15/20	MH	SW8260C
Styrene	ND	1.0	ug/L	1	07/15/20	MH	SW8260C
tert-Butylbenzene	ND	1.0	ug/L	1	07/15/20	MH	SW8260C
Tetrachloroethene	ND	1.0	ug/L	1	07/15/20	MH	SW8260C
Tetrahydrofuran (THF)	ND	2.5	ug/L	1	07/15/20	MH	SW8260C
Toluene	ND	1.0	ug/L	1	07/15/20	MH	SW8260C
Total Xylenes	5.4	1.0	ug/L	1	07/15/20	MH	SW8260C
trans-1,2-Dichloroethene	ND	1.0	ug/L	1	07/15/20	MH	SW8260C
trans-1,3-Dichloropropene	ND	0.40	ug/L	1	07/15/20	MH	SW8260C
trans-1,4-dichloro-2-butene	ND	5.0	ug/L	1	07/15/20	MH	SW8260C
Trichloroethene	ND	1.0	ug/L	1	07/15/20	MH	SW8260C
Trichlorofluoromethane	ND	1.0	ug/L	1	07/15/20	MH	SW8260C
Trichlorotrifluoroethane	ND	1.0	ug/L	1	07/15/20	MH	SW8260C
Vinyl chloride	ND	1.0	ug/L	1	07/15/20	MH	SW8260C
QA/QC Surrogates							
% 1,2-dichlorobenzene-d4	106		%	1	07/15/20	MH	70 - 130 %
% Bromofluorobenzene	102		%	1	07/15/20	MH	70 - 130 %
% Dibromofluoromethane	99		%	1	07/15/20	MH	70 - 130 %
% Toluene-d8	100		%	1	07/15/20	MH	70 - 130 %
% 1,2-dichlorobenzene-d4 (5x)	105		%	5	07/16/20	MH	70 - 130 %
% Bromofluorobenzene (5x)	96		%	5	07/16/20	MH	70 - 130 %
% Dibromofluoromethane (5x)	101		%	5	07/16/20	MH	70 - 130 %
% Toluene-d8 (5x)	95		%	5	07/16/20	MH	70 - 130 %
% 1,2-dichlorobenzene-d4 (10x)	103		%	10	07/17/20	MH	70 - 130 %
% Bromofluorobenzene (10x)	89		%	10	07/17/20	MH	70 - 130 %
% Dibromofluoromethane (10x)	99		%	10	07/17/20	MH	70 - 130 %
% Toluene-d8 (10x)	99		%	10	07/17/20	MH	70 - 130 %
Semivolatiles by SIM, PAH							
2-Methylnaphthalene	ND	0.47	ug/L	1	07/17/20	WB	SW8270D (SIM)
Acenaphthene	35	0.05	ug/L	1	07/20/20	WB	SW8270D (SIM)
Acenaphthylene	1.8	0.28	ug/L	1	07/17/20	WB	SW8270D (SIM)
Anthracene	2.3	0.47	ug/L	1	07/17/20	WB	SW8270D (SIM)
Benz(a)anthracene	0.10	0.05	ug/L	1	07/17/20	WB	SW8270D (SIM)
Benzo(a)pyrene	ND	0.19	ug/L	1	07/17/20	WB	SW8270D (SIM)
Benzo(b)fluoranthene	ND	0.07	ug/L	1	07/17/20	WB	SW8270D (SIM)
Benzo(ghi)perylene	ND	0.45	ug/L	1	07/17/20	WB	SW8270D (SIM)
Benzo(k)fluoranthene	ND	0.28	ug/L	1	07/17/20	WB	SW8270D (SIM)
Chrysene	ND	0.47	ug/L	1	07/17/20	WB	SW8270D (SIM)
Dibenz(a,h)anthracene	ND	0.09	ug/L	1	07/17/20	WB	SW8270D (SIM)
Fluoranthene	2.4	0.47	ug/L	1	07/17/20	WB	SW8270D (SIM)

Ver 1

Project ID: ROCKVILLE MGP-EVERSOURCE
Client ID: MW-41S

Phoenix I.D.: CG34123

Parameter	Result	RL/ PQL	Units	Dilution	Date/Time	By	
Fluorene	12	0.05	ug/L	1	07/20/20	WB	SW8270D (SIM)
Indeno(1,2,3-cd)pyrene	ND	0.09	ug/L	1	07/17/20	WB	SW8270D (SIM)
Naphthalene	2.0	0.47	ug/L	1	07/17/20	WB	SW8270D (SIM)
Phenanthrene	7.8	0.06	ug/L	1	07/17/20	WB	SW8270D (SIM)
Pyrene	2.9	0.47	ug/L	1	07/17/20	WB	SW8270D (SIM)
QA/QC Surrogates							
% 2-Fluorobiphenyl	74		%	1	07/20/20	WB	30 - 130 %
% Nitrobenzene-d5	66		%	1	07/20/20	WB	30 - 130 %
% Terphenyl-d14	72		%	1	07/20/20	WB	30 - 130 %

RL/PQL=Reporting/Practical Quantitation Level ND=Not Detected BRL=Below Reporting Level
QA/QC Surrogates: Surrogates are compounds (preceeded with a %) added by the lab to determine analysis efficiency. Surrogate results(%) listed in the report are not "detected" compounds.

Comments:

TPH Comment:
**Petroleum hydrocarbon chromatogram contains a multicomponent hydrocarbon distribution in the range of C9 to C22. The sample was quantitated against a C9-C36 alkane hydrocarbon standard.

If you are the client above and have any questions concerning this testing, please do not hesitate to contact Phoenix Client Services at ext.200.
The contents of this report cannot be discussed with anyone other than the client listed above without their written consent.

Phyllis Shiller, Laboratory Director
July 23, 2020
Reviewed and Released by: Phyllis Shiller, Laboratory Director

Environmental Laboratories, Inc.
587 East Middle Turnpike, P.O.Box 370, Manchester, CT 06045
Tel. (860) 645-1102 Fax (860) 645-0823

Analysis Report

July 23, 2020

FOR: Attn: Lynn Willey
Tighe & Bond
213 Court St, Suite 1100
Middletown, CT 06457

Sample Information		Custody Information		Date	Time
Matrix:	GROUND WATER	Collected by:		07/15/20	
Location Code:	TIGHE-EVER	Received by:	SW	07/15/20	15:02
Rush Request:	72 Hour	Analyzed by:	see "By" below		
P.O.#:	10994668				

Laboratory Data

SDG ID: GCG34120
Phoenix ID: CG34124

Project ID: ROCKVILLE MGP-EVERSOURCE
Client ID: TRIP BLANK

Parameter	Result	RL/ PQL	Units	Dilution	Date/Time	By	Reference
Volatiles							
1,1,1,2-Tetrachloroethane	ND	1.0	ug/L	1	07/15/20	MH	SW8260C
1,1,1-Trichloroethane	ND	1.0	ug/L	1	07/15/20	MH	SW8260C
1,1,2,2-Tetrachloroethane	ND	0.50	ug/L	1	07/15/20	MH	SW8260C
1,1,2-Trichloroethane	ND	1.0	ug/L	1	07/15/20	MH	SW8260C
1,1-Dichloroethane	ND	1.0	ug/L	1	07/15/20	MH	SW8260C
1,1-Dichloroethene	ND	1.0	ug/L	1	07/15/20	MH	SW8260C
1,1-Dichloropropene	ND	1.0	ug/L	1	07/15/20	MH	SW8260C
1,2,3-Trichlorobenzene	ND	1.0	ug/L	1	07/15/20	MH	SW8260C
1,2,3-Trichloropropane	ND	1.0	ug/L	1	07/15/20	MH	SW8260C
1,2,4-Trichlorobenzene	ND	1.0	ug/L	1	07/15/20	MH	SW8260C
1,2,4-Trimethylbenzene	ND	1.0	ug/L	1	07/15/20	MH	SW8260C
1,2-Dibromo-3-chloropropane	ND	0.50	ug/L	1	07/15/20	MH	SW8260C
1,2-Dibromoethane	ND	0.50	ug/L	1	07/15/20	MH	SW8260C
1,2-Dichlorobenzene	ND	1.0	ug/L	1	07/15/20	MH	SW8260C
1,2-Dichloroethane	ND	0.60	ug/L	1	07/15/20	MH	SW8260C
1,2-Dichloropropane	ND	1.0	ug/L	1	07/15/20	MH	SW8260C
1,3,5-Trimethylbenzene	ND	1.0	ug/L	1	07/15/20	MH	SW8260C
1,3-Dichlorobenzene	ND	1.0	ug/L	1	07/15/20	MH	SW8260C
1,3-Dichloropropane	ND	1.0	ug/L	1	07/15/20	MH	SW8260C
1,4-Dichlorobenzene	ND	1.0	ug/L	1	07/15/20	MH	SW8260C
2,2-Dichloropropane	ND	1.0	ug/L	1	07/15/20	MH	SW8260C
2-Chlorotoluene	ND	1.0	ug/L	1	07/15/20	MH	SW8260C
2-Hexanone	ND	5.0	ug/L	1	07/15/20	MH	SW8260C
2-Isopropyltoluene	ND	1.0	ug/L	1	07/15/20	MH	SW8260C
4-Chlorotoluene	ND	1.0	ug/L	1	07/15/20	MH	SW8260C
4-Methyl-2-pentanone	ND	5.0	ug/L	1	07/15/20	MH	SW8260C

Ver 1

Project ID: ROCKVILLE MGP-EVERSOURCE
Client ID: TRIP BLANK

Phoenix I.D.: CG34124

Parameter	Result	RL/ PQL	Units	Dilution	Date/Time	By	
Acetone	ND	25	ug/L	1	07/15/20	MH	SW8260C
Acrylonitrile	ND	0.50	ug/L	1	07/15/20	MH	SW8260C
Benzene	ND	0.70	ug/L	1	07/15/20	MH	SW8260C
Bromobenzene	ND	1.0	ug/L	1	07/15/20	MH	SW8260C
Bromochloromethane	ND	1.0	ug/L	1	07/15/20	MH	SW8260C
Bromodichloromethane	ND	0.50	ug/L	1	07/15/20	MH	SW8260C
Bromoform	ND	1.0	ug/L	1	07/15/20	MH	SW8260C
Bromomethane	ND	1.0	ug/L	1	07/15/20	MH	SW8260C
Carbon Disulfide	ND	5.0	ug/L	1	07/15/20	MH	SW8260C
Carbon tetrachloride	ND	1.0	ug/L	1	07/15/20	MH	SW8260C
Chlorobenzene	ND	1.0	ug/L	1	07/15/20	MH	SW8260C
Chloroethane	ND	1.0	ug/L	1	07/15/20	MH	SW8260C
Chloroform	ND	1.0	ug/L	1	07/15/20	MH	SW8260C
Chloromethane	ND	1.0	ug/L	1	07/15/20	MH	SW8260C
cis-1,2-Dichloroethene	ND	1.0	ug/L	1	07/15/20	MH	SW8260C
cis-1,3-Dichloropropene	ND	0.40	ug/L	1	07/15/20	MH	SW8260C
Dibromochloromethane	ND	0.50	ug/L	1	07/15/20	MH	SW8260C
Dibromomethane	ND	1.0	ug/L	1	07/15/20	MH	SW8260C
Dichlorodifluoromethane	ND	1.0	ug/L	1	07/15/20	MH	SW8260C
Ethylbenzene	ND	1.0	ug/L	1	07/15/20	MH	SW8260C
Hexachlorobutadiene	ND	0.40	ug/L	1	07/15/20	MH	SW8260C
Isopropylbenzene	ND	1.0	ug/L	1	07/15/20	MH	SW8260C
m&p-Xylene	ND	1.0	ug/L	1	07/15/20	MH	SW8260C
Methyl ethyl ketone	ND	5.0	ug/L	1	07/15/20	MH	SW8260C
Methyl t-butyl ether (MTBE)	ND	1.0	ug/L	1	07/15/20	MH	SW8260C
Methylene chloride	ND	1.0	ug/L	1	07/15/20	MH	SW8260C
Naphthalene	ND	1.0	ug/L	1	07/15/20	MH	SW8260C
n-Butylbenzene	ND	1.0	ug/L	1	07/15/20	MH	SW8260C
n-Propylbenzene	ND	1.0	ug/L	1	07/15/20	MH	SW8260C
o-Xylene	ND	1.0	ug/L	1	07/15/20	MH	SW8260C
p-Isopropyltoluene	ND	1.0	ug/L	1	07/15/20	MH	SW8260C
sec-Butylbenzene	ND	1.0	ug/L	1	07/15/20	MH	SW8260C
Styrene	ND	1.0	ug/L	1	07/15/20	MH	SW8260C
tert-Butylbenzene	ND	1.0	ug/L	1	07/15/20	MH	SW8260C
Tetrachloroethene	ND	1.0	ug/L	1	07/15/20	MH	SW8260C
Tetrahydrofuran (THF)	ND	2.5	ug/L	1	07/15/20	MH	SW8260C
Toluene	ND	1.0	ug/L	1	07/15/20	MH	SW8260C
Total Xylenes	ND	1.0	ug/L	1	07/15/20	MH	SW8260C
trans-1,2-Dichloroethene	ND	1.0	ug/L	1	07/15/20	MH	SW8260C
trans-1,3-Dichloropropene	ND	0.40	ug/L	1	07/15/20	MH	SW8260C
trans-1,4-dichloro-2-butene	ND	5.0	ug/L	1	07/15/20	MH	SW8260C
Trichloroethene	ND	1.0	ug/L	1	07/15/20	MH	SW8260C
Trichlorofluoromethane	ND	1.0	ug/L	1	07/15/20	MH	SW8260C
Trichlorotrifluoroethane	ND	1.0	ug/L	1	07/15/20	MH	SW8260C
Vinyl chloride	ND	1.0	ug/L	1	07/15/20	MH	SW8260C
QA/QC Surrogates							
% 1,2-dichlorobenzene-d4	97		%	1	07/15/20	MH	70 - 130 %
% Bromofluorobenzene	91		%	1	07/15/20	MH	70 - 130 %
% Dibromofluoromethane	105		%	1	07/15/20	MH	70 - 130 %

Ver 1

Project ID: ROCKVILLE MGP-EVERSOURCE
Client ID: TRIP BLANK

Phoenix I.D.: CG34124

Parameter	Result	RL/ PQL	Units	Dilution	Date/Time	By	
% Toluene-d8	98		%	1	07/15/20	MH	70 - 130 %

RL/PQL=Reporting/Practical Quantitation Level ND=Not Detected BRL=Below Reporting Level
QA/QC Surrogates: Surrogates are compounds (preceeded with a %) added by the lab to determine analysis efficiency. Surrogate results(%) listed in the report are not "detected" compounds.

Comments:

TRIP BLANK INCLUDED.

If you are the client above and have any questions concerning this testing, please do not hesitate to contact Phoenix Client Services at ext.200.
The contents of this report cannot be discussed with anyone other than the client listed above without their written consent.

Phyllis Shiller, Laboratory Director
July 23, 2020
Reviewed and Released by: Phyllis Shiller, Laboratory Director

Environmental Laboratories, Inc.
587 East Middle Turnpike, P.O.Box 370, Manchester, CT 06045
Tel. (860) 645-1102 Fax (860) 645-0823

QA/QC Report

July 23, 2020

QA/QC Data

SDG I.D.: GCG34120

Parameter	Blank	Blk RL	Sample Result	Dup Result	Dup RPD	LCS %	LCSD %	LCS RPD	MS %	MSD %	MS RPD	% Rec Limits	% RPD Limits
QA/QC Batch 537628 (mg/L), QC Sample No: CG34324 (CG34120, CG34121, CG34122, CG34123)													
Mercury - Water	BRL	0.0002	<0.0002	<0.0002	NC	100			100			80 - 120	20
Comment:													
Additional Mercury criteria: LCS acceptance range for waters is 80-120% and for soils is 70-130%. MS acceptance range is 75-125%.													
QA/QC Batch 537543 (mg/L), QC Sample No: CG33715 (CG34120, CG34121, CG34122, CG34123)													
ICP Metals - Aqueous													
Antimony	BRL	0.005	<0.005	<0.005	NC	103	104	1.0	105			80 - 120	20
Arsenic	BRL	0.004	<0.004	<0.004	NC	103	104	1.0	104			80 - 120	20
Barium	BRL	0.002	0.007	0.007	NC	102	102	0.0	103			80 - 120	20
Beryllium	BRL	0.001	<0.001	<0.001	NC	104	105	1.0	105			80 - 120	20
Cadmium	BRL	0.001	<0.001	<0.001	NC	102	102	0.0	101			80 - 120	20
Chromium	BRL	0.001	<0.001	<0.001	NC	104	105	1.0	105			80 - 120	20
Copper	BRL	0.005	<0.005	<0.005	NC	103	103	0.0	105			80 - 120	20
Lead	BRL	0.002	<0.002	<0.002	NC	98.1	98.1	0.0	97.6			80 - 120	20
Nickel	BRL	0.001	<0.001	<0.001	NC	99.3	99.7	0.4	101			80 - 120	20
Selenium	BRL	0.010	<0.010	<0.010	NC	106	106	0.0	106			80 - 120	20
Silver	BRL	0.001	0.001	<0.001	NC	103	103	0.0	104			80 - 120	20
Vanadium	BRL	0.002	<0.002	<0.002	NC	102	103	1.0	102			80 - 120	20
Zinc	BRL	0.004	<0.004	<0.004	NC	100	101	1.0	100			80 - 120	20
Comment:													
Additional Criteria: LCS acceptance range is 80-120% MS acceptance range 75-125%.													
QA/QC Batch 537723 (mg/L), QC Sample No: CG34706 5X (CG34120, CG34121, CG34122, CG34123)													
ICP MS Metals - Aqueous													
Thallium	BRL	0.0005	<0.0005	<0.0005	NC	106	108	1.9	108			80 - 120	20
Comment:													
Additional Criteria: LCS acceptance range is 80-120% MS acceptance range 75-125%.													

Environmental Laboratories, Inc.
587 East Middle Turnpike, P.O.Box 370, Manchester, CT 06045
Tel. (860) 645-1102 Fax (860) 645-0823

QA/QC Report

July 23, 2020

QA/QC Data

SDG I.D.: GCG34120

Parameter	Blank	Blk RL	Sample Result	Dup Result	Dup RPD	LCS %	LCSD %	LCS RPD	MS %	MSD %	MS RPD	% Rec Limits	% RPD Limits
QA/QC Batch 537986 (mg/L), QC Sample No: CG32316 (CG34120, CG34121, CG34122, CG34123)													
Total Cyanide	BRL	0.010	<0.010	<0.010	NC	101			107			90 - 110	20
Weak & Dissociable Cyanide	BRL	0.010	<0.010	<0.010	NC	101			107			90 - 110	20

Comment:

Additional: LCS acceptance range is 80-120% for soils MS acceptance range 75-125% for soils

Environmental Laboratories, Inc.
587 East Middle Turnpike, P.O.Box 370, Manchester, CT 06045
Tel. (860) 645-1102 Fax (860) 645-0823

QA/QC Report

July 23, 2020

QA/QC Data

SDG I.D.: GCG34120

Parameter	Blank	Blk RL	LCS %	LCSD %	LCS RPD	MS %	MSD %	MS RPD	% Rec Limits	% RPD Limits	
QA/QC Batch 537541 (mg/L), QC Sample No: CG33914 (CG34120, CG34121, CG34122, CG34123)											
TPH by GC (Extractable Products) - Ground Water											
Ext. Petroleum H.C. (C9-C36)	ND	0.10	95	101	6.1				60 - 120	30	
% n-Pentacosane	88	%	88	87	1.1				50 - 150	20	
Comment:											
Additional surrogate criteria: LCS acceptance range is 60-120% MS acceptance range 50-150%. The ETPH/DRO LCS has been normalized based on the alkane calibration.											
QA/QC Batch 537737 (ug/L), QC Sample No: CG34120 (CG34120, CG34121, CG34122, CG34123)											
Semivolatiles by SIM, PAH - Ground Water											
2-Methylnaphthalene	ND	0.50	64	72	11.8				30 - 130	20	
Acenaphthene	ND	0.50	78	71	9.4				30 - 130	20	
Acenaphthylene	ND	0.10	78	78	0.0				30 - 130	20	
Anthracene	ND	0.10	84	69	19.6				30 - 130	20	
Benz(a)anthracene	ND	0.02	83	62	29.0				30 - 130	20	r
Benzo(a)pyrene	ND	0.02	84	47	56.5				30 - 130	20	r
Benzo(b)fluoranthene	ND	0.02	94	92	2.2				30 - 130	20	
Benzo(ghi)perylene	ND	0.02	75	58	25.6				30 - 130	20	r
Benzo(k)fluoranthene	ND	0.02	64	54	16.9				30 - 130	20	
Chrysene	ND	0.02	75	60	22.2				30 - 130	20	r
Dibenz(a,h)anthracene	ND	0.02	91	78	15.4				30 - 130	20	
Fluoranthene	ND	0.50	84	76	10.0				30 - 130	20	
Fluorene	ND	0.10	81	78	3.8				30 - 130	20	
Indeno(1,2,3-cd)pyrene	ND	0.02	88	67	27.1				30 - 130	20	r
Naphthalene	ND	0.50	74	87	16.1				30 - 130	20	
Phenanthrene	ND	0.06	91	85	6.8				30 - 130	20	
Pyrene	ND	0.07	86	55	44.0				30 - 130	20	r
% 2-Fluorobiphenyl	65	%	65	64	1.6				30 - 130	20	
% Nitrobenzene-d5	74	%	79	73	7.9				30 - 130	20	
% Terphenyl-d14	95	%	92	81	12.7				30 - 130	20	
Comment:											
Additional 8270 criteria:20% of compounds can be outside of acceptance criteria as long as recovery is at least 10%. (Acid surrogates acceptance range for aqueous samples: 15-110%, for soils 30-130%)											
QA/QC Batch 538167 (ug/L), QC Sample No: CG34028 (CG34120 (10X) , CG34121, CG34123 (5X))											
Volatiles - Ground Water											
1,1,1,2-Tetrachloroethane	ND	1.0	88	90	2.2				70 - 130	30	
1,1,1-Trichloroethane	ND	1.0	86	86	0.0				70 - 130	30	
1,1,2,2-Tetrachloroethane	ND	0.50	87	89	2.3				70 - 130	30	
1,1,2-Trichloroethane	ND	1.0	85	89	4.6				70 - 130	30	
1,1-Dichloroethane	ND	1.0	86	84	2.4				70 - 130	30	
1,1-Dichloroethene	ND	1.0	89	88	1.1				70 - 130	30	
1,1-Dichloropropene	ND	1.0	84	88	4.7				70 - 130	30	
1,2,3-Trichlorobenzene	ND	1.0	84	87	3.5				70 - 130	30	

QA/QC Data

SDG I.D.: GCG34120

Parameter	Blank	Blk RL	LCS %	LCSD %	LCS RPD	MS %	MSD %	MS RPD	% Rec Limits	% RPD Limits
1,2,3-Trichloropropane	ND	1.0	85	85	0.0				70 - 130	30
1,2,4-Trichlorobenzene	ND	1.0	86	88	2.3				70 - 130	30
1,2,4-Trimethylbenzene	ND	1.0	89	90	1.1				70 - 130	30
1,2-Dibromo-3-chloropropane	ND	1.0	81	82	1.2				70 - 130	30
1,2-Dibromoethane	ND	1.0	87	86	1.2				70 - 130	30
1,2-Dichlorobenzene	ND	1.0	85	87	2.3				70 - 130	30
1,2-Dichloroethane	ND	1.0	84	87	3.5				70 - 130	30
1,2-Dichloropropane	ND	1.0	88	89	1.1				70 - 130	30
1,3,5-Trimethylbenzene	ND	1.0	87	89	2.3				70 - 130	30
1,3-Dichlorobenzene	ND	1.0	85	87	2.3				70 - 130	30
1,3-Dichloropropane	ND	1.0	85	87	2.3				70 - 130	30
1,4-Dichlorobenzene	ND	1.0	85	85	0.0				70 - 130	30
2,2-Dichloropropane	ND	1.0	91	90	1.1				70 - 130	30
2-Chlorotoluene	ND	1.0	86	89	3.4				70 - 130	30
2-Hexanone	ND	5.0	99	99	0.0				70 - 130	30
2-Isopropyltoluene	ND	1.0	91	93	2.2				70 - 130	30
4-Chlorotoluene	ND	1.0	86	87	1.2				70 - 130	30
4-Methyl-2-pentanone	ND	5.0	95	99	4.1				70 - 130	30
Acetone	ND	5.0	89	85	4.6				70 - 130	30
Acrylonitrile	ND	5.0	85	84	1.2				70 - 130	30
Benzene	ND	0.70	87	91	4.5				70 - 130	30
Bromobenzene	ND	1.0	84	86	2.4				70 - 130	30
Bromochloromethane	ND	1.0	87	84	3.5				70 - 130	30
Bromodichloromethane	ND	0.50	85	89	4.6				70 - 130	30
Bromoform	ND	1.0	90	91	1.1				70 - 130	30
Bromomethane	ND	1.0	93	89	4.4				70 - 130	30
Carbon Disulfide	ND	1.0	89	87	2.3				70 - 130	30
Carbon tetrachloride	ND	1.0	87	85	2.3				70 - 130	30
Chlorobenzene	ND	1.0	86	88	2.3				70 - 130	30
Chloroethane	ND	1.0	88	87	1.1				70 - 130	30
Chloroform	ND	1.0	87	85	2.3				70 - 130	30
Chloromethane	ND	1.0	83	79	4.9				70 - 130	30
cis-1,2-Dichloroethene	ND	1.0	83	82	1.2				70 - 130	30
cis-1,3-Dichloropropene	ND	0.40	86	89	3.4				70 - 130	30
Dibromochloromethane	ND	0.50	92	92	0.0				70 - 130	30
Dibromomethane	ND	1.0	82	88	7.1				70 - 130	30
Dichlorodifluoromethane	ND	1.0	94	91	3.2				70 - 130	30
Ethylbenzene	ND	1.0	89	91	2.2				70 - 130	30
Hexachlorobutadiene	ND	0.40	91	90	1.1				70 - 130	30
Isopropylbenzene	ND	1.0	88	89	1.1				70 - 130	30
m&p-Xylene	ND	1.0	90	92	2.2				70 - 130	30
Methyl ethyl ketone	ND	5.0	102	103	1.0				70 - 130	30
Methyl t-butyl ether (MTBE)	ND	1.0	94	92	2.2				70 - 130	30
Methylene chloride	ND	1.0	86	83	3.6				70 - 130	30
Naphthalene	ND	1.0	92	92	0.0				70 - 130	30
n-Butylbenzene	ND	1.0	89	91	2.2				70 - 130	30
n-Propylbenzene	ND	1.0	87	91	4.5				70 - 130	30
o-Xylene	ND	1.0	93	94	1.1				70 - 130	30
p-Isopropyltoluene	ND	1.0	90	93	3.3				70 - 130	30
sec-Butylbenzene	ND	1.0	95	98	3.1				70 - 130	30
Styrene	ND	1.0	93	95	2.1				70 - 130	30
tert-Butylbenzene	ND	1.0	87	91	4.5				70 - 130	30
Tetrachloroethene	ND	1.0	85	89	4.6				70 - 130	30

QA/QC Data

SDG I.D.: GCG34120

Parameter	Blank	Blk RL	LCS %	LCSD %	LCS RPD	MS %	MSD %	MS RPD	% Rec Limits	% RPD Limits
Tetrahydrofuran (THF)	ND	2.5	87	85	2.3				70 - 130	30
Toluene	ND	1.0	89	92	3.3				70 - 130	30
trans-1,2-Dichloroethene	ND	1.0	96	96	0.0				70 - 130	30
trans-1,3-Dichloropropene	ND	0.40	86	91	5.6				70 - 130	30
trans-1,4-dichloro-2-butene	ND	5.0	101	104	2.9				70 - 130	30
Trichloroethene	ND	1.0	84	88	4.7				70 - 130	30
Trichlorofluoromethane	ND	1.0	83	83	0.0				70 - 130	30
Trichlorotrifluoroethane	ND	1.0	83	81	2.4				70 - 130	30
Vinyl chloride	ND	1.0	89	88	1.1				70 - 130	30
% 1,2-dichlorobenzene-d4	100	%	97	100	3.0				70 - 130	30
% Bromofluorobenzene	92	%	97	101	4.0				70 - 130	30
% Dibromofluoromethane	103	%	98	96	2.1				70 - 130	30
% Toluene-d8	98	%	98	100	2.0				70 - 130	30

Comment:

A LCS and LCS Duplicate were performed instead of a matrix spike and matrix spike duplicate.

Additional 8260 criteria: 10% of LCS/LCSD compounds can be outside of acceptance criteria as long as recovery is 40-160%, 25-160% for Chloroethane-HL and Trichlorofluoromethane-HL.

QA/QC Batch 537678 (ug/L), QC Sample No: CG34124 (CG34120, CG34122, CG34123, CG34124)

Volatiles - Ground Water

1,1,1,2-Tetrachloroethane	ND	1.0	86	91	5.6				70 - 130	30
1,1,1-Trichloroethane	ND	1.0	80	83	3.7				70 - 130	30
1,1,2,2-Tetrachloroethane	ND	0.50	85	91	6.8				70 - 130	30
1,1,2-Trichloroethane	ND	1.0	80	87	8.4				70 - 130	30
1,1-Dichloroethane	ND	1.0	82	83	1.2				70 - 130	30
1,1-Dichloroethene	ND	1.0	85	87	2.3				70 - 130	30
1,1-Dichloropropene	ND	1.0	79	84	6.1				70 - 130	30
1,2,3-Trichlorobenzene	ND	1.0	82	88	7.1				70 - 130	30
1,2,3-Trichloropropane	ND	1.0	82	87	5.9				70 - 130	30
1,2,4-Trichlorobenzene	ND	1.0	84	90	6.9				70 - 130	30
1,2,4-Trimethylbenzene	ND	1.0	88	89	1.1				70 - 130	30
1,2-Dibromo-3-chloropropane	ND	1.0	80	80	0.0				70 - 130	30
1,2-Dibromoethane	ND	1.0	81	88	8.3				70 - 130	30
1,2-Dichlorobenzene	ND	1.0	85	88	3.5				70 - 130	30
1,2-Dichloroethane	ND	1.0	82	87	5.9				70 - 130	30
1,2-Dichloropropane	ND	1.0	84	90	6.9				70 - 130	30
1,3,5-Trimethylbenzene	ND	1.0	87	87	0.0				70 - 130	30
1,3-Dichlorobenzene	ND	1.0	84	87	3.5				70 - 130	30
1,3-Dichloropropane	ND	1.0	82	87	5.9				70 - 130	30
1,4-Dichlorobenzene	ND	1.0	83	85	2.4				70 - 130	30
2,2-Dichloropropane	ND	1.0	74	75	1.3				70 - 130	30
2-Chlorotoluene	ND	1.0	86	88	2.3				70 - 130	30
2-Hexanone	ND	5.0	90	99	9.5				70 - 130	30
2-Isopropyltoluene	ND	1.0	92	90	2.2				70 - 130	30
4-Chlorotoluene	ND	1.0	84	85	1.2				70 - 130	30
4-Methyl-2-pentanone	ND	5.0	89	101	12.6				70 - 130	30
Acetone	ND	5.0	74	87	16.1				70 - 130	30
Acrylonitrile	ND	5.0	73	77	5.3				70 - 130	30
Benzene	ND	0.70	83	89	7.0				70 - 130	30
Bromobenzene	ND	1.0	83	85	2.4				70 - 130	30
Bromochloromethane	ND	1.0	79	85	7.3				70 - 130	30
Bromodichloromethane	ND	0.50	83	89	7.0				70 - 130	30
Bromoform	ND	1.0	84	91	8.0				70 - 130	30

QA/QC Data

SDG I.D.: GCG34120

Parameter	Blank	Blk RL	LCS %	LCSD %	LCS RPD	MS %	MSD %	MS RPD	% Rec Limits	% RPD Limits
Bromomethane	ND	1.0	67	68	1.5				70 - 130	30
Carbon Disulfide	ND	1.0	84	86	2.4				70 - 130	30
Carbon tetrachloride	ND	1.0	82	83	1.2				70 - 130	30
Chlorobenzene	ND	1.0	83	87	4.7				70 - 130	30
Chloroethane	ND	1.0	84	88	4.7				70 - 130	30
Chloroform	ND	1.0	83	85	2.4				70 - 130	30
Chloromethane	ND	1.0	78	78	0.0				70 - 130	30
cis-1,2-Dichloroethene	ND	1.0	80	80	0.0				70 - 130	30
cis-1,3-Dichloropropene	ND	0.40	82	85	3.6				70 - 130	30
Dibromochloromethane	ND	0.50	89	93	4.4				70 - 130	30
Dibromomethane	ND	1.0	80	85	6.1				70 - 130	30
Dichlorodifluoromethane	ND	1.0	92	93	1.1				70 - 130	30
Ethylbenzene	ND	1.0	86	89	3.4				70 - 130	30
Hexachlorobutadiene	ND	0.40	89	87	2.3				70 - 130	30
Isopropylbenzene	ND	1.0	84	86	2.4				70 - 130	30
m&p-Xylene	ND	1.0	86	89	3.4				70 - 130	30
Methyl ethyl ketone	ND	5.0	96	108	11.8				70 - 130	30
Methyl t-butyl ether (MTBE)	ND	1.0	89	94	5.5				70 - 130	30
Methylene chloride	ND	1.0	82	85	3.6				70 - 130	30
Naphthalene	ND	1.0	89	97	8.6				70 - 130	30
n-Butylbenzene	ND	1.0	86	85	1.2				70 - 130	30
n-Propylbenzene	ND	1.0	84	86	2.4				70 - 130	30
o-Xylene	ND	1.0	90	92	2.2				70 - 130	30
p-Isopropyltoluene	ND	1.0	89	88	1.1				70 - 130	30
sec-Butylbenzene	ND	1.0	93	93	0.0				70 - 130	30
Styrene	ND	1.0	91	93	2.2				70 - 130	30
tert-Butylbenzene	ND	1.0	86	86	0.0				70 - 130	30
Tetrachloroethene	ND	1.0	79	84	6.1				70 - 130	30
Tetrahydrofuran (THF)	ND	2.5	79	89	11.9				70 - 130	30
Toluene	ND	1.0	85	90	5.7				70 - 130	30
trans-1,2-Dichloroethene	ND	1.0	89	92	3.3				70 - 130	30
trans-1,3-Dichloropropene	ND	0.40	80	86	7.2				70 - 130	30
trans-1,4-dichloro-2-butene	ND	5.0	90	97	7.5				70 - 130	30
Trichloroethene	ND	1.0	80	85	6.1				70 - 130	30
Trichlorofluoromethane	ND	1.0	81	83	2.4				70 - 130	30
Trichlorotrifluoroethane	ND	1.0	77	80	3.8				70 - 130	30
Vinyl chloride	ND	1.0	87	88	1.1				70 - 130	30
% 1,2-dichlorobenzene-d4	99	%	101	100	1.0				70 - 130	30
% Bromofluorobenzene	90	%	104	101	2.9				70 - 130	30
% Dibromofluoromethane	109	%	101	96	5.1				70 - 130	30
% Toluene-d8	97	%	99	99	0.0				70 - 130	30

Comment:

Additional 8260 criteria: 10% of LCS/LCSD compounds can be outside of acceptance criteria as long as recovery is 40-160%, 25-160% for Chloroethane-HL and Trichlorofluoromethane-HL.

QA/QC Batch 538027 (ug/L), QC Sample No: CG34514 (CG34123 (10X))

Volatiles - Ground Water

Benzene	ND	0.70	101	91	10.4				70 - 130	30
% 1,2-dichlorobenzene-d4	99	%	98	101	3.0				70 - 130	30
% Bromofluorobenzene	89	%	101	99	2.0				70 - 130	30
% Dibromofluoromethane	111	%	104	102	1.9				70 - 130	30
% Toluene-d8	98	%	98	98	0.0				70 - 130	30

QA/QC Data

SDG I.D.: GCG34120

Parameter	Blank	Blk RL	LCS %	LCSD %	LCS RPD	MS %	MSD %	MS RPD	% Rec Limits	% RPD Limits
Comment:										
A LCS and LCS Duplicate were performed instead of a matrix spike and matrix spike duplicate.										
Additional 8260 criteria: 10% of LCS/LCSD compounds can be outside of acceptance criteria as long as recovery is 40-160%, 25-160% for Chloroethane-HL and Trichlorofluoromethane-HL.										
QA/QC Batch 537900 (ug/L), QC Sample No: CG34697 (CG34120 (50X))										
Volatiles - Ground Water										
Benzene	ND	0.70	93	90	3.3				70 - 130	30
% 1,2-dichlorobenzene-d4	99	%	98	100	2.0				70 - 130	30
% Bromofluorobenzene	89	%	100	101	1.0				70 - 130	30
% Dibromofluoromethane	95	%	103	100	3.0				70 - 130	30
% Toluene-d8	98	%	99	99	0.0				70 - 130	30
Comment:										
A LCS and LCS Duplicate were performed instead of a matrix spike and matrix spike duplicate.										
Additional 8260 criteria: 10% of LCS/LCSD compounds can be outside of acceptance criteria as long as recovery is 40-160%, 25-160% for Chloroethane-HL and Trichlorofluoromethane-HL.										

I = This parameter is outside laboratory LCS/LCSD specified recovery limits.
r = This parameter is outside laboratory RPD specified recovery limits.

If there are any questions regarding this data, please call Phoenix Client Services at extension 200.

RPD - Relative Percent Difference
LCS - Laboratory Control Sample
LCSD - Laboratory Control Sample Duplicate
MS - Matrix Spike
MS Dup - Matrix Spike Duplicate
NC - No Criteria
Intf - Interference

Phyllis Shiller, Laboratory Director
July 23, 2020

Thursday, July 23, 2020

Criteria: CT: GWP, SWP

State: CT

Sample Criteria Exceedances Report

GCG34120 - TIGHE-EVER

SampNo	Acode	Phoenix Analyte	Criteria	Result	RL	Criteria	RL Criteria	Analysis Units
CG34120	$8100CTSIMR	Benz(a)anthracene	CT / RSR GWPC (ug/l) / Semivolatiles	0.08	0.05	0.06	0.06	ug/L
CG34120	$8100CTSIMR	Phenanthrene	CT / RSR SWPC (ug/l) / Semivolatiles	11	0.05	0.077	0.077	ug/L
CG34120	$8100CTSIMR	Acenaphthylene	CT / RSR SWPC (ug/l) / Semivolatiles	1.2	0.28	0.3	0.3	ug/L
CG34120	$8260GWR	1,2-Dibromo-3-chloropropane	CT / RSR GWPC (ug/l) / APS Organics	ND	0.50	0.2	0.2	ug/L
CG34120	$8260GWR	Benzene	CT / RSR GWPC (ug/l) / Volatiles	410	35	1	1	ug/L
CG34120	$8260GWR	1,2-Dibromoethane	CT / RSR GWPC (ug/l) / Volatiles	ND	0.50	0.05	0.05	ug/L
CG34120	$ETPH_WMR	Ext. Petroleum H.C. (C9-C36)	CT / RSR GWPC (ug/l) / Pest/PCB/TPH	1.1	0.066	0.5	0.5	mg/L
CG34120	$ETPH_WMR	Ext. Petroleum H.C. (C9-C36)	CT / RSR GWPC (ug/l) / Pest/PCB/TPH	1.1	0.066	0.25	0.25	mg/L
CG34120	$ETPH_WMR	Ext. Petroleum H.C. (C9-C36)	CT / RSR SWPC (ug/l) / APS Organics	1.1	0.066	0.25	0.25	mg/L
CG34121	$8260GWR	1,2-Dibromo-3-chloropropane	CT / RSR GWPC (ug/l) / APS Organics	ND	0.50	0.2	0.2	ug/L
CG34121	$8260GWR	1,2-Dibromoethane	CT / RSR GWPC (ug/l) / Volatiles	ND	0.50	0.05	0.05	ug/L
CG34122	$8260GWR	1,2-Dibromo-3-chloropropane	CT / RSR GWPC (ug/l) / APS Organics	ND	0.50	0.2	0.2	ug/L
CG34122	$8260GWR	1,2-Dibromoethane	CT / RSR GWPC (ug/l) / Volatiles	ND	0.50	0.05	0.05	ug/L
CG34123	$8100CTSIMR	Benz(a)anthracene	CT / RSR GWPC (ug/l) / Semivolatiles	0.10	0.05	0.06	0.06	ug/L
CG34123	$8100CTSIMR	Phenanthrene	CT / RSR SWPC (ug/l) / Semivolatiles	7.8	0.06	0.077	0.077	ug/L
CG34123	$8100CTSIMR	Acenaphthylene	CT / RSR SWPC (ug/l) / Semivolatiles	1.8	0.28	0.3	0.3	ug/L
CG34123	$8260GWR	1,2-Dibromo-3-chloropropane	CT / RSR GWPC (ug/l) / APS Organics	ND	0.50	0.2	0.2	ug/L
CG34123	$8260GWR	Benzene	CT / RSR GWPC (ug/l) / Volatiles	200	7.0	1	1	ug/L
CG34123	$8260GWR	1,2-Dibromoethane	CT / RSR GWPC (ug/l) / Volatiles	ND	0.50	0.05	0.05	ug/L
CG34123	$ETPH_WMR	Ext. Petroleum H.C. (C9-C36)	CT / RSR GWPC (ug/l) / Pest/PCB/TPH	0.46	0.066	0.25	0.25	mg/L
CG34123	$ETPH_WMR	Ext. Petroleum H.C. (C9-C36)	CT / RSR SWPC (ug/l) / APS Organics	0.46	0.066	0.25	0.25	mg/L
CG34124	$8260GWR	1,2-Dibromo-3-chloropropane	CT / RSR GWPC (ug/l) / APS Organics	ND	0.50	0.2	0.2	ug/L
CG34124	$8260GWR	1,2-Dibromoethane	CT / RSR GWPC (ug/l) / Volatiles	ND	0.50	0.05	0.05	ug/L

Phoenix Laboratories does not assume responsibility for the data contained in this exceedance report. It is provided as an additional tool to identify requested criteria exceedences. All efforts are made to ensure the accuracy of the data (obtained from appropriate agencies). A lack of exceedence information does not necessarily suggest conformance to the criteria. It is ultimately the site professional's responsibility to determine appropriate compliance.

REASONABLE CONFIDENCE PROTOCOL
LABORATORY ANALYSIS QA/QC CERTIFICATION FORM

Laboratory Name: Phoenix Environmental Labs, Inc. ***Client:*** Tighe & Bond

Project Location: ROCKVILLE MGP-EVERSOURCE ***Project Number:***

Laboratory Sample ID(s): CG34120-CG34124 ***Sampling Date(s):*** 7/15/2020

List RCP Methods Used (e.g., 8260, 8270, et cetera) 6010, 7470/7471, 8260, 8270, ETPH

1	**For each analytical method referenced in this laboratory report package, were all specified QA/QC performance criteria followed, including the requirement to explain any criteria falling outside of acceptable guidelines, as specified in the CT DEP method-specific Reasonable Confidence Protocol documents?**	☑ Yes ☐ No
1A	**Were the method specified preservation and holding time requirements met?**	☑ Yes ☐ No
1B	***VPH and EPH methods only:*** **Was the VPH or EPH method conducted without significant modifications (see section 11.3 of respective RCP methods)**	☐ Yes ☐ No ☑ NA
2	**Were all samples received by the laboratory in a condition consistent with that described on the associated Chain-of-Custody document(s)?**	☑ Yes ☐ No
3	**Were samples received at an appropriate temperature (< 6 Degrees C)?**	☑ Yes ☐ No ☐ NA
4	**Were all QA/QC performance criteria specified in the Reasonable Confidence Protocol documents acheived? See Sections: SVOA Narration, SVOASIM Narration, VOA Narration.**	☐ Yes ☑ No
5	**a) Were reporting limits specified or referenced on the chain-of-custody?** **b) Were these reporting limits met?**	☑ Yes ☐ No ☐ Yes ☑ No
6	**For each analytical method referenced in this laboratory report package, were results reported for all constituents identified in the method-specific analyte lists presented in the Reasonable Confidence Protocol documents?**	☐ Yes ☑ No
7	**Are project-specific matrix spikes and laboratory duplicates included in the data set?**	☑ Yes ☐ No

Notes: For all questions to which the response was "No" (with the exception of question #7), additional information must be provided in an attached narrative. If the answer to question #1, #1A or 1B is "No", the data package does not meet the requirements for "Reasonable Confidence". This form may not be altered and all questions must be answered.

I, the undersigned, attest under the pains and penalties of perjury that, to the best of my knowledge and belief and based upon my personal inquiry of those responsible for providing the information contained in this analytical report, such information is accurate and complete.

Authorized Signature: _____ **Position:** Assistant Lab Director

Printed Name: Greg Lawrence **Date:** Thursday, July 23, 2020

Name of Laboratory Phoenix Environmental Labs, Inc.

This certification form is to be used for RCP methods only.

Environmental Laboratories, Inc.
587 East Middle Turnpike, P.O.Box 370, Manchester, CT 06045
Tel. (860) 645-1102 Fax (860) 645-0823

NY # 11301

RCP Certification Report

July 23, 2020

SDG I.D.: GCG34120

SDG Comments

8270 Semi-volatile Organics:
Only the PAH constituents are reported as requested on the chain-of-custody. In order to achieve the requested reporting levels for the target compounds, the sample was extracted and analyzed via 8270 selective ion monitoring (SIM).

Cyanide Narration

Were all QA/QC performance criteria specified in the Reasonable Confidence Protocol documents achieved? Yes.

Instrument:

LACHAT 07/20/20-1 Dustin Harrison, Greg Danielewski, Chemist 07/20/20

CG34120 , CG34121 , CG34122 , CG34123

The samples were distilled in accordance with the method.
The initial calibration met criteria.

The calibration check standards (ICV,CCV) were within 15% of true value and were analyzed at a frequencey of one per ten samples.
The continuing calibration blanks (ICB,CCB) had concentrations less than the reporting level.

The method blank, laboratory control sample (LCS), and matrix spike were distilled with the samples.

QC (Batch Specific):

Batch 537986 (CG32316)

CG34120, CG34121, CG34122, CG34123

All LCS recoveries were within 90 - 110 with the following exceptions: None.
Additional: LCS acceptance range is 80-120% for soils MS acceptance range 75-125% for soils

ETPH Narration

Were all QA/QC performance criteria specified in the Reasonable Confidence Protocol documents achieved? Yes.

Instrument:

AU-XL2 07/16/20-1 Jeff Bucko, Chemist 07/16/20

CG34120 (1X), CG34121 (1X), CG34122 (1X), CG34123 (1X)

The initial calibration (ETPH702I) RSD for the compound list was less than 30% except for the following compounds: None.
As per section 7.2.3, a discrimination check standard was run (716A003_1) and contained the following outliers: None.
The continuing calibration %D for the compound list was less than 30% except for the following compounds:None.

QC (Batch Specific):

Batch 537541 (CG33914)

CG34120, CG34121, CG34122, CG34123

All LCS recoveries were within 60 - 120 with the following exceptions: None.
All LCSD recoveries were within 60 - 120 with the following exceptions: None.
All LCS/LCSD RPDs were less than 30% with the following exceptions: None.
Additional surrogate criteria: LCS acceptance range is 60-120% MS acceptance range 50-150%. The ETPH/DRO LCS has been normalized based on the alkane calibration.

Environmental Laboratories, Inc.
587 East Middle Turnpike, P.O.Box 370, Manchester, CT 06045
Tel. (860) 645-1102 Fax (860) 645-0823

ACCREDITED IN ACCORDANCE WITH nelac NY # 11301

Certification Report

July 23, 2020

SDG I.D.: GCG34120

Mercury Narration

Were all QA/QC performance criteria specified in the analytical method achieved? Yes.

Instrument:

MERLIN 07/16/20 08:12 Rick Schweitzer, Chemist 07/16/20

CG34120, CG34121, CG34122, CG34123

The method preparation blank, ICB, and CCBs contain all of the acids and reagents as the samples.
The initial calibration met all criteria including a standard run at or below the reporting level.
All calibration verification standards (ICV, CCV) met criteria.
All calibration blank verification standards (ICB, CCB) met criteria.
The matrix spike sample is used to identify spectral interference for each batch of samples, if within 85-115%, no interference is observed and no further action is taken.
The following Initial Calibration Verification (ICV) compounds did not meet criteria: None.
The following Continuing Calibration Verification (CCV) compounds did not meet criteria: None.

QC (Batch Specific):

Batch 537628 (CG34324)

CG34120, CG34121, CG34122, CG34123

All LCS recoveries were within 80 - 120 with the following exceptions: None.
Additional Mercury criteria: LCS acceptance range for waters is 80-120% and for soils is 70-130%. MS acceptance range is 75-125%.

ICP Metals Narration

Were all QA/QC performance criteria specified in the analytical method achieved? Yes.

Instrument:

BLUE 07/16/20 13:42 Tina Hall, Chemist 07/16/20

CG34120, CG34121, CG34122, CG34123

The initial calibration met criteria.
The continuing calibration standards met criteria for all the elements reported. The linear range is defined daily by the calibration range.
The continuing calibration blanks were less than the reporting level for the elements reported.
The ICSA and ICSAB were analyzed at the beginning and end of the run and were within criteria.The linear range is defined daily by the calibration range.
The following Initial Calibration Verification (ICV) compounds did not meet criteria: None.
The following Continuing Calibration Verification (CCV) compounds did not meet criteria: None.
The following ICP Interference Check (ICSAB) compounds did not meet criteria: None.

QC (Batch Specific):

Batch 537543 (CG33715)

CG34120, CG34121, CG34122, CG34123

All LCS recoveries were within 80 - 120 with the following exceptions: None.
All LCSD recoveries were within 80 - 120 with the following exceptions: None.
All LCS/LCSD RPDs were less than 20% with the following exceptions: None.
Additional Criteria: LCS acceptance range is 80-120% MS acceptance range 75-125%.

Environmental Laboratories, Inc.
587 East Middle Turnpike, P.O.Box 370, Manchester, CT 06045
Tel. (860) 645-1102 Fax (860) 645-0823

ACCREDITED IN ACCORDANCE WITH nelac NY # 11301

Certification Report

July 23, 2020

SDG I.D.: GCG34120

ICPMS Metals Narration

Were all QA/QC performance criteria specified in the analytical method achieved? Yes.

Instrument:

ICPMS 07/17/20 09:31 Cindy Pearce, Chemist 07/17/20

CG34120, CG34121, CG34122, CG34123

The linear range is defined daily by the calibration range.
The following Initial Calibration Verification (ICV) compounds did not meet criteria: None.
The following Continuing Calibration Verification (CCV) compounds did not meet criteria: None.
The following samples did not meet internal standard criteria: None.

QC (Batch Specific):

Batch 537723 (CG34706)

CG34120, CG34121, CG34122, CG34123

All LCS recoveries were within 80 - 120 with the following exceptions: None.
All LCSD recoveries were within 80 - 120 with the following exceptions: None.
All LCS/LCSD RPDs were less than 20% with the following exceptions: None.
Additional Criteria: LCS acceptance range is 80-120% MS acceptance range 75-125%.

SVOA Narration

Were all QA/QC performance criteria specified in the Reasonable Confidence Protocol documents achieved? No.

QC Batch 537737 (Samples: CG34120, CG34121, CG34122, CG34123): -----

The LCS/LCSD RPD exceeds the method criteria for one or more analytes, but these analytes were not reported in the sample(s) so no variability is suspected. (Benzo(a)pyrene, Benzo(ghi)perylene, Chrysene, Indeno(1,2,3-cd)pyrene)

The LCS/LCSD RPD exceeds the method criteria for one or more analytes, therefore there may be variability in the reported result. (Benz(a)anthracene, Pyrene)

Instrument:

CHEM34 07/20/20-1 Wes Bryon, Chemist 07/20/20

CG34120 (1X), CG34123 (1X)

Initial Calibration Evaluation (CHEM34/34_BN_0713):
100% of target compounds met criteria.
The following compounds had %RSDs >20%: None.
The following compounds did not meet recommended response factors: None.
The following compounds did not meet a minimum response factors: None.

Continuing Calibration Verification (CHEM34/0720_03-34_BN_0713):
Internal standard areas were within 50 to 200% of the initial calibration with the following exceptions: None.
100% of target compounds met criteria.
The following compounds did not meet % deviation criteria: None.
The following compounds did not meet maximum % deviations: None.
The following compounds did not meet recommended response factors: None.
The following compounds did not meet minimum response factors: None.

QC (Batch Specific):

Environmental Laboratories, Inc.
587 East Middle Turnpike, P.O.Box 370, Manchester, CT 06045
Tel. (860) 645-1102 Fax (860) 645-0823

ACCREDITED IN ACCORDANCE WITH nelac NY # 11301

RCP Certification Report

July 23, 2020

SDG I.D.: GCG34120

SVOA Narration

Batch 537737 (CG34120)

CG34120, CG34121, CG34122, CG34123

All LCS recoveries were within 30 - 130 with the following exceptions: None.
All LCSD recoveries were within 30 - 130 with the following exceptions: None.
All LCS/LCSD RPDs were less than 20% with the following exceptions: Benz(a)anthracene(29.0%), Benzo(a)pyrene(56.5%), Benzo(ghi)perylene(25.6%), Chrysene(22.2%), Indeno(1,2,3-cd)pyrene(27.1%), Pyrene(44.0%)
Additional 8270 criteria:20% of compounds can be outside of acceptance criteria as long as recovery is at least 10%. (Acid surrogates acceptance range for aqueous samples: 15-110%, for soils 30-130%)
Additional 8270 criteria: 20% of compounds can be outside of acceptance criteria as long as recovery is at least 10%. (Acid surrogates acceptance range for aqueous samples: 15-110%, for soils 30-130%)

SVOASIM Narration

Were all QA/QC performance criteria specified in the Reasonable Confidence Protocol documents achieved? No.

QC Batch 537737 (Samples: CG34120, CG34121, CG34122, CG34123): -----

The LCS/LCSD RPD exceeds the method criteria for one or more analytes, but these analytes were not reported in the sample(s) so no variability is suspected. (Benzo(a)pyrene, Benzo(ghi)perylene, Chrysene, Indeno(1,2,3-cd)pyrene)

The LCS/LCSD RPD exceeds the method criteria for one or more analytes, therefore there may be variability in the reported result. (Benz(a)anthracene, Pyrene)

Instrument:

CHEM27 07/17/20-1 Wes Bryon, Chemist 07/17/20

CG34120 (1X), CG34121 (1X), CG34122 (1X), CG34123 (1X)

For 8270 BN list, benzidine peak tailing was evaluated in the DFTPP tune and was found to be in control.

Initial Calibration Evaluation (CHEM27/27_BNSIM18_0604):
100% of target compounds met criteria.
The following compounds had %RSDs >20%: None.
The following compounds did not meet recommended response factors: None.
The following compounds did not meet a minimum response factors: None.

Continuing Calibration Verification (CHEM27/0717_03-27_BNSIM18_0604):
Internal standard areas were within 50 to 200% of the initial calibration with the following exceptions: None.
100% of target compounds met criteria.
The following compounds did not meet % deviation criteria: None.
The following compounds did not meet maximum % deviations: None.
The following compounds did not meet recommended response factors: None.
The following compounds did not meet minimum response factors: None.

QC (Batch Specific):

Batch 537737 (CG34120)

CG34120, CG34121, CG34122, CG34123

All LCS recoveries were within 30 - 130 with the following exceptions: None.
All LCSD recoveries were within 30 - 130 with the following exceptions: None.

Environmental Laboratories, Inc.
587 East Middle Turnpike, P.O.Box 370, Manchester, CT 06045
Tel. (860) 645-1102 Fax (860) 645-0823

NY # 11301

RCP Certification Report

July 23, 2020

SDG I.D.: GCG34120

SVOASIM Narration

All LCS/LCSD RPDs were less than 20% with the following exceptions: Benz(a)anthracene(29.0%), Benzo(a)pyrene(56.5%), Benzo(ghi)perylene(25.6%), Chrysene(22.2%), Indeno(1,2,3-cd)pyrene(27.1%), Pyrene(44.0%)
Additional 8270 criteria:20% of compounds can be outside of acceptance criteria as long as recovery is at least 10%. (Acid surrogates acceptance range for aqueous samples: 15-110%, for soils 30-130%)

VOA Narration

Were all QA/QC performance criteria specified in the Reasonable Confidence Protocol documents achieved? No.

QC Batch 537678 (Samples: CG34120, CG34122, CG34123, CG34124): -----

The LCS/LCSD recovery is below the lower range. A slight low bias is possible. (Bromomethane)

Instrument:

CHEM02 07/15/20-2 Michael Hahn, Chemist 07/15/20

CG34120 (1X), CG34122 (1X), CG34123 (1X), CG34124 (1X)

Chem02 is a 25ml purge instrument. The laboratory minimum response factor is set at 0.01 instead of 0.05 for the 25ml purge instruments.
EPA method 8260D Table 4 supports this approach.

Initial Calibration Evaluation (CHEM02/VT-P071420):
96% of target compounds met criteria.
The following compounds had %RSDs >20%: Acetone 21% (20%), Acrylonitrile 21% (20%), Bromomethane 30% (20%)
The following compounds did not meet Table 4 recommended minimum response factors: Acetone 0.094 (0.1)
The following compounds did not meet the minimum response factor of 0.05: None.

Continuing Calibration Verification (CHEM02/0715_25-VT-P071420):
Internal standard areas were within 50 to 200% of the initial calibration with the following exceptions: None.
99% of target compounds met criteria.
The following compounds did not meet % deviation criteria: None.
The following compounds did not meet maximum % deviations: None.
The following compounds did not meet Table 4 recommended minimum response factors: None.

CHEM02 07/16/20-1 Michael Hahn, Chemist 07/16/20

CG34120 (10X), CG34121 (1X), CG34123 (5X)

Chem02 is a 25ml purge instrument. The laboratory minimum response factor is set at 0.01 instead of 0.05 for the 25ml purge instruments.
EPA method 8260D Table 4 supports this approach.

Initial Calibration Evaluation (CHEM02/VT-P071420):
96% of target compounds met criteria.
The following compounds had %RSDs >20%: Acetone 21% (20%), Acrylonitrile 21% (20%), Bromomethane 30% (20%)
The following compounds did not meet Table 4 recommended minimum response factors: Acetone 0.094 (0.1)
The following compounds did not meet the minimum response factor of 0.05: None.

Continuing Calibration Verification (CHEM02/0716_02-VT-P071420):
Internal standard areas were within 50 to 200% of the initial calibration with the following exceptions: None.
100% of target compounds met criteria.
The following compounds did not meet % deviation criteria: None.
The following compounds did not meet maximum % deviations: None.

Environmental Laboratories, Inc.
587 East Middle Turnpike, P.O.Box 370, Manchester, CT 06045
Tel. (860) 645-1102 Fax (860) 645-0823

RCP Certification Report

July 23, 2020

SDG I.D.: GCG34120

VOA Narration

The following compounds did not meet Table 4 recommended minimum response factors: None.

CHEM02 07/16/20-2 Michael Hahn, Chemist 07/16/20

CG34120 (50X)

Chem02 is a 25ml purge instrument. The laboratory minimum response factor is set at 0.01 instead of 0.05 for the 25ml purge instruments.
EPA method 8260D Table 4 supports this approach.

Initial Calibration Evaluation (CHEM02/VT-P071420):
96% of target compounds met criteria.
The following compounds had %RSDs >20%: None.
The following compounds did not meet Table 4 recommended minimum response factors: None.
The following compounds did not meet the minimum response factor of 0.05: None.

Continuing Calibration Verification (CHEM02/0716_29-VT-P071420):
Internal standard areas were within 50 to 200% of the initial calibration with the following exceptions: None.
100% of target compounds met criteria.
The following compounds did not meet % deviation criteria: None.
The following compounds did not meet maximum % deviations: None.
The following compounds did not meet Table 4 recommended minimum response factors: None.

CHEM02 07/17/20-1 Michael Hahn, Chemist 07/17/20

CG34123 (10X)

Chem02 is a 25ml purge instrument. The laboratory minimum response factor is set at 0.01 instead of 0.05 for the 25ml purge instruments.
EPA method 8260D Table 4 supports this approach.

Initial Calibration Evaluation (CHEM02/VT-P071420):
96% of target compounds met criteria.
The following compounds had %RSDs >20%: None.
The following compounds did not meet Table 4 recommended minimum response factors: None.
The following compounds did not meet the minimum response factor of 0.05: None.

Continuing Calibration Verification (CHEM02/0717_04-VT-P071420):
Internal standard areas were within 50 to 200% of the initial calibration with the following exceptions: None.
100% of target compounds met criteria.
The following compounds did not meet % deviation criteria: None.
The following compounds did not meet maximum % deviations: None.
The following compounds did not meet Table 4 recommended minimum response factors: None.

CHEM02 07/17/20-2 Michael Hahn, Chemist 07/17/20

CG34123

Chem02 is a 25ml purge instrument. The laboratory minimum response factor is set at 0.01 instead of 0.05 for the 25ml purge instruments.
EPA method 8260D Table 4 supports this approach.

Initial Calibration Evaluation (CHEM02/VT-P071420):
96% of target compounds met criteria.
The following compounds had %RSDs >20%: None.
The following compounds did not meet Table 4 recommended minimum response factors: None.

Environmental Laboratories, Inc.
587 East Middle Turnpike, P.O.Box 370, Manchester, CT 06045
Tel. (860) 645-1102 Fax (860) 645-0823

ACCREDITED IN ACCORDANCE WITH nelac NY # 11301

RCP Certification Report

July 23, 2020

SDG I.D.: GCG34120

VOA Narration

The following compounds did not meet the minimum response factor of 0.05: None.

Continuing Calibration Verification (CHEM02/0717_23-VT-P071420):
Internal standard areas were within 50 to 200% of the initial calibration with the following exceptions: None.
100% of target compounds met criteria.
The following compounds did not meet % deviation criteria: None.
The following compounds did not meet maximum % deviations: None.
The following compounds did not meet Table 4 recommended minimum response factors: None.

QC (Batch Specific):

Batch 537678 (CG34124) CHEM02 7/15/2020-2

CG34120(1X), CG34122(1X), CG34123(1X), CG34124(1X)

All LCS recoveries were within 70 - 130 with the following exceptions: Bromomethane(67%)
All LCSD recoveries were within 70 - 130 with the following exceptions: Bromomethane(68%)
All LCS/LCSD RPDs were less than 30% with the following exceptions: None.
Additional 8260 criteria: 10% of LCS/LCSD compounds can be outside of acceptance criteria as long as recovery is 40-160%, 25-160% for Chloroethane-HL and Trichlorofluoromethane-HL.

Batch 537900 (CG34697) CHEM02 7/16/2020-2

CG34120(50X)

All LCS recoveries were within 70 - 130 with the following exceptions: None.
All LCSD recoveries were within 70 - 130 with the following exceptions: None.
All LCS/LCSD RPDs were less than 30% with the following exceptions: None.
A LCS and LCS Duplicate were performed instead of a matrix spike and matrix spike duplicate.
Additional 8260 criteria: 10% of LCS/LCSD compounds can be outside of acceptance criteria as long as recovery is 40-160%, 25-160% for Chloroethane-HL and Trichlorofluoromethane-HL.

Batch 538027 (CG34514) CHEM02 7/17/2020-1

CG34123(10X)

All LCS recoveries were within 70 - 130 with the following exceptions: None.
All LCSD recoveries were within 70 - 130 with the following exceptions: None.
All LCS/LCSD RPDs were less than 30% with the following exceptions: None.
A LCS and LCS Duplicate were performed instead of a matrix spike and matrix spike duplicate.
Additional 8260 criteria: 10% of LCS/LCSD compounds can be outside of acceptance criteria as long as recovery is 40-160%, 25-160% for Chloroethane-HL and Trichlorofluoromethane-HL.

Batch 538167 (CG34028) CHEM02 7/16/2020-1

CG34120(10X), CG34121(1X), CG34123(5X)

All LCS recoveries were within 70 - 130 with the following exceptions: None.
All LCSD recoveries were within 70 - 130 with the following exceptions: None.
All LCS/LCSD RPDs were less than 30% with the following exceptions: None.
A LCS and LCS Duplicate were performed instead of a matrix spike and matrix spike duplicate.
Additional 8260 criteria: 10% of LCS/LCSD compounds can be outside of acceptance criteria as long as recovery is 40-160%, 25-160% for Chloroethane-HL and Trichlorofluoromethane-HL.

Temperature Narration

The samples were received at 3.9C with cooling initiated.

PHOENIX

Environmental Laboratories, Inc.
587 East Middle Turnpike, P.O.Box 370, Manchester, CT 06045
Tel. (860) 645-1102 Fax (860) 645-0823

ACCREDITED IN ACCORDANCE WITH nelac NY # 11301

RCP Certification Report

July 23, 2020

SDG I.D.: GCG34120

(Note acceptance criteria for relevant matrices is above freezing up to 6°C)

Cooler: Yes ☑ No ☐
Coolant: IPK ☐ ICE ☑ No ☐

PHOENIX
Environmental Laboratories, Inc.

CHAIN OF CUSTODY RECORD

587 East Middle Turnpike, P.O. Box 370, Manchester, CT 06040
Email: info@phoenixlabs.com Fax (860) 645-0823
Client Services (860) 645-8726

Temp 3.9 °C Pg of

Data Delivery/Contact Options:
☐ Fax:
☐ Phone: Drew.Blichartz@Eversource.com
☒ Email: LEWrhey@tighebond.com

Customer: Tighe + Bond
Address: 213 Court St Suite 1100
Middletown CT 06457

Project: Rockville MGP - Eversource
Report to: Lynn Wilkey / Drew Blichartz
Invoice to: Eversource Energy
QUOTE # EV0220520BA

Project P.O: EV0263964 / #1694973

This section MUST be completed with Bottle Quantities.

Client Sample - Information - Identification

Sampler's Signature: [signature] Date: 7/15/20

Matrix Code:
DW=Drinking Water **GW**=Ground Water **SW**=Surface Water **WW**=Waste Water
RW=Raw Water **SE**=Sediment **SL**=Sludge **S**=Soil **SD**=Solid **W**=Wipe **OIL**=Oil
B=Bulk **L**=Liquid **X** = _____(Other)

Analysis Request

PHOENIX USE ONLY SAMPLE #	Customer Sample Identification	Sample Matrix	Date Sampled	Time Sampled	VOC	ETPH	PAHs	RCRA metals	Total Cyanide	GL Amber 8 oz. w/H3PO4	Soil VOA Vials [ ] methanol [ ] H2O	GL Soil container [ ] methanol [ ] H2O	GL Soil container [ ] oz	40 ml VOA Vial [ ] As is [X] HCl	GL Amber 1000ml [X] As is [ ] H2SO4	PL As is [ ] 250ml [ ] 500ml [ ] 1000ml	PL H2SO4 [ ] 250ml [ ] 500ml	PL HNO3 250ml	PL NaOH 250ml	Bacteria Bottle w/thio	Bacteria Bottle as is
34120	MW-14M	GW	7/15/20	11:45	X	X	X	X	X			3	3			1	1				
34121	MW-31S			13:35	X	X	X	X	X			3	3			1	1				
34122	MW-40S			10:35	X	X	X	X	X			3	3			1	1				
34123	MW-41S			9:40	X	X	X	X	X			3	3			1	1				
34124	Trip Blank	W	—	—	X							2									

Relinquished by:	Accepted by:	Date:	Time:
[signature]	[signature]	7/15/20	15:02

Comments, Special Requirements or Regulations:

Turnaround Time:
☐ 1 Day*
☐ 2 Days*
☐ 3 Days*
☒ Standard
☐ Other
* SURCHARGE APPLIES

RI
☐ (Residential) Direct Exposure
☐ (Comm/Industrial) Direct Exposure
☐ GA Leachability
☐ GB Leachability
☐ GA-GW Objectives
☐ GB-GW Objectives

CT
☒ RCP Cert
☐ GW Protection
☒ SW Protection
☐ GA Mobility
☐ GB Mobility
☐ Residential DEC
☐ I/C DEC
☐ Other Res VC

MA
☐ MCP Certification
☐ GW-1 ☐ MWRA eSMART
☐ GW-2
☐ GW-3
☐ S-1 GW-1 ☐ S-1 GW-2 ☐ S-1 GW-3
☐ S-2 GW-1 ☐ S-2 GW-2 ☐ S-2 GW-3
☐ S-3 GW-1 ☐ S-3 GW-2 ☐ S-3 GW-3
☐ SW Protection

State where samples were collected: CT

Data Format
☒ Excel
☒ PDF
☐ GIS/Key
☐ EQuIS
☒ Other Geotech

Data Package
☐ Tier II Checklist
☐ Full Data Package*
☒ Phoenix Std Report
☐ Other
* SURCHARGE APPLIES

PHOENIX
Environmental Laboratories, Inc.

Wednesday, September 23, 2020

Attn: Lynn Willey
Tighe & Bond
213 Court St, Suite 1100
Middletown, CT 06457

Project ID: ROCKVILLE MGP
SDG ID: GCG82559
Sample ID#s: CG82559

This laboratory is in compliance with the NELAC requirements of procedures used except where indicated.

This report contains results for the parameters tested, under the sampling conditions described on the Chain Of Custody, as received by the laboratory. This report is incomplete unless all pages indicated in the pagination at the bottom of the page are included.

A scanned version of the COC form accompanies the analytical report and is an exact duplicate of the original.

If you are the client above and have any questions concerning this testing, please do not hesitate to contact Phoenix Client Services at ext.200. The contents of this report cannot be discussed with anyone other than the client listed above without their written consent.

Sincerely yours,

Phyllis Shiller
Laboratory Director

NELAC - #NY11301
CT Lab Registration #PH-0618
MA Lab Registration #M-CT007
ME Lab Registration #CT-007
NH Lab Registration #213693-A,B
NJ Lab Registration #CT-003
NY Lab Registration #11301
PA Lab Registration #68-03530
RI Lab Registration #63
UT Lab Registration #CT00007
VT Lab Registration #VT11301



Environmental Laboratories, Inc.
587 East Middle Turnpike, P.O.Box 370, Manchester, CT 06045
Tel. (860) 645-1102 Fax (860) 645-0823

Sample Id Cross Reference

September 23, 2020

SDG I.D.: GCG82559

Project ID: ROCKVILLE MGP

Client Id	Lab Id	Matrix
MW-34S	CG82559	GROUND WATER

Environmental Laboratories, Inc.
587 East Middle Turnpike, P.O.Box 370, Manchester, CT 06045
Tel. (860) 645-1102 Fax (860) 645-0823

Analysis Report

September 23, 2020

FOR: Attn: Lynn Willey
Tighe & Bond
213 Court St, Suite 1100
Middletown, CT 06457

Sample Information		Custody Information		Date	Time
Matrix:	GROUND WATER	Collected by:		09/22/20	8:40
Location Code:	TIGHE-EVER	Received by:	SW	09/22/20	14:03
Rush Request:	24 Hour	Analyzed by:	see "By" below		
P.O.#:	10948703				

Laboratory Data

SDG ID: GCG82559
Phoenix ID: CG82559

Project ID: ROCKVILLE MGP
Client ID: MW-34S

Parameter	Result	RL/ PQL	Units	Dilution	Date/Time	By	Reference
Semi-Volatile Extraction	Completed				09/22/20	P/CG	SW3520C
Semivolatiles by SIM, PAH							
2-Methylnaphthalene	ND	0.47	ug/L	1	09/23/20	WB	SW8270D (SIM)
Acenaphthene	ND	0.47	ug/L	1	09/23/20	WB	SW8270D (SIM)
Acenaphthylene	ND	0.28	ug/L	1	09/23/20	WB	SW8270D (SIM)
Anthracene	ND	0.47	ug/L	1	09/23/20	WB	SW8270D (SIM)
Benz(a)anthracene	0.32	0.05	ug/L	1	09/23/20	WB	SW8270D (SIM)
Benzo(a)pyrene	ND	0.19	ug/L	1	09/23/20	WB	SW8270D (SIM)
Benzo(b)fluoranthene	ND	0.07	ug/L	1	09/23/20	WB	SW8270D (SIM)
Benzo(ghi)perylene	ND	0.45	ug/L	1	09/23/20	WB	SW8270D (SIM)
Benzo(k)fluoranthene	ND	0.28	ug/L	1	09/23/20	WB	SW8270D (SIM)
Chrysene	ND	0.47	ug/L	1	09/23/20	WB	SW8270D (SIM)
Dibenz(a,h)anthracene	ND	0.09	ug/L	1	09/23/20	WB	SW8270D (SIM)
Fluoranthene	1.7	0.47	ug/L	1	09/23/20	WB	SW8270D (SIM)
Fluorene	ND	0.47	ug/L	1	09/23/20	WB	SW8270D (SIM)
Indeno(1,2,3-cd)pyrene	ND	0.09	ug/L	1	09/23/20	WB	SW8270D (SIM)
Naphthalene	ND	0.47	ug/L	1	09/23/20	WB	SW8270D (SIM)
Phenanthrene	0.06	0.06	ug/L	1	09/23/20	WB	SW8270D (SIM)
Pyrene	3.3	0.47	ug/L	1	09/23/20	WB	SW8270D (SIM)
QA/QC Surrogates							
% 2-Fluorobiphenyl	50		%	1	09/23/20	WB	30 - 130 %
% Nitrobenzene-d5	68		%	1	09/23/20	WB	30 - 130 %
% Terphenyl-d14	57		%	1	09/23/20	WB	30 - 130 %

Project ID: ROCKVILLE MGP
Client ID: MW-34S

Phoenix I.D.: CG82559

Parameter	Result	RL/ PQL	Units	Dilution	Date/Time	By

RL/PQL=Reporting/Practical Quantitation Level ND=Not Detected BRL=Below Reporting Level
QA/QC Surrogates: Surrogates are compounds (preceeded with a %) added by the lab to determine analysis efficiency. Surrogate results(%) listed in the report are not "detected" compounds.

Comments:

If you are the client above and have any questions concerning this testing, please do not hesitate to contact Phoenix Client Services at ext.200.
The contents of this report cannot be discussed with anyone other than the client listed above without their written consent.

Phyllis Shiller, Laboratory Director
September 23, 2020
Reviewed and Released by: Greg Lawrence, Assistant Lab Director

Environmental Laboratories, Inc.
587 East Middle Turnpike, P.O.Box 370, Manchester, CT 06045
Tel. (860) 645-1102 Fax (860) 645-0823

QA/QC Report

September 23, 2020

QA/QC Data

SDG I.D.: GCG82559

Parameter	Blank	Blk RL	LCS %	LCSD %	LCS RPD	MS %	MSD %	MS RPD	% Rec Limits	% RPD Limits
QA/QC Batch 546445 (ug/L), QC Sample No: CG79762 (CG82559)										
Semivolatiles by SIM, PAH - Ground Water										
2-Methylnaphthalene	ND	0.50	63	65	3.1				30 - 130	20
Acenaphthene	ND	0.50	76	74	2.7				30 - 130	20
Acenaphthylene	ND	0.10	75	74	1.3				30 - 130	20
Anthracene	ND	0.10	77	76	1.3				30 - 130	20
Benz(a)anthracene	ND	0.02	98	99	1.0				30 - 130	20
Benzo(a)pyrene	ND	0.02	78	78	0.0				30 - 130	20
Benzo(b)fluoranthene	ND	0.02	93	93	0.0				30 - 130	20
Benzo(ghi)perylene	ND	0.02	72	76	5.4				30 - 130	20
Benzo(k)fluoranthene	ND	0.02	64	63	1.6				30 - 130	20
Chrysene	ND	0.02	84	84	0.0				30 - 130	20
Dibenz(a,h)anthracene	ND	0.02	71	76	6.8				30 - 130	20
Fluoranthene	ND	0.50	80	78	2.5				30 - 130	20
Fluorene	ND	0.10	80	78	2.5				30 - 130	20
Indeno(1,2,3-cd)pyrene	ND	0.02	73	78	6.6				30 - 130	20
Naphthalene	ND	0.50	60	61	1.7				30 - 130	20
Phenanthrene	ND	0.06	83	82	1.2				30 - 130	20
Pyrene	ND	0.07	76	73	4.0				30 - 130	20
% 2-Fluorobiphenyl	50	%	61	62	1.6				30 - 130	20
% Nitrobenzene-d5	69	%	76	81	6.4				30 - 130	20
% Terphenyl-d14	62	%	72	70	2.8				30 - 130	20

Comment:

Additional 8270 criteria:20% of compounds can be outside of acceptance criteria as long as recovery is at least 10%. (Acid surrogates acceptance range for aqueous samples: 15-110%, for soils 30-130%)

If there are any questions regarding this data, please call Phoenix Client Services at extension 200.

RPD - Relative Percent Difference
LCS - Laboratory Control Sample
LCSD - Laboratory Control Sample Duplicate
MS - Matrix Spike
MS Dup - Matrix Spike Duplicate
NC - No Criteria
Intf - Interference

Phyllis Shiller, Laboratory Director
September 23, 2020

Wednesday, September 23, 2020

Criteria: CT: GWP, RV, SWP

State: CT

Sample Criteria Exceedances Report

GCG82559 - TIGHE-EVER

SampNo	Acode	Phoenix Analyte	Criteria	Result	RL	Criteria	RL Criteria	Analysis Units
CG82559	$8100CTSIMR	Benz(a)anthracene	CT / RSR GWPC (ug/l) / Semivolatiles	0.32	0.05	0.06	0.06	ug/L
CG82559	$8100CTSIMR	Benz(a)anthracene	CT / RSR SWPC (ug/l) / Semivolatiles	0.32	0.05	0.3	0.3	ug/L

Phoenix Laboratories does not assume responsibility for the data contained in this exceedance report. It is provided as an additional tool to identify requested criteria exceedences. All efforts are made to ensure the accuracy of the data (obtained from appropriate agencies). A lack of exceedence information does not necessarily suggest conformance to the criteria. It is ultimately the site professional's responsibility to determine appropriate compliance.

REASONABLE CONFIDENCE PROTOCOL
LABORATORY ANALYSIS QA/QC CERTIFICATION FORM

Laboratory Name: Phoenix Environmental Labs, Inc. ***Client:*** Tighe & Bond

Project Location: ROCKVILLE MGP ***Project Number:***

Laboratory Sample ID(s): CG82559 ***Sampling Date(s):*** 9/22/2020

List RCP Methods Used (e.g., 8260, 8270, et cetera) 8270

1	**For each analytical method referenced in this laboratory report package, were all specified QA/QC performance criteria followed, including the requirement to explain any criteria falling outside of acceptable guidelines, as specified in the CT DEP method-specific Reasonable Confidence Protocol documents?**	☑ Yes ☐ No
1A	**Were the method specified preservation and holding time requirements met?**	☑ Yes ☐ No
1B	***VPH and EPH methods only:*** **Was the VPH or EPH method conducted without significant modifications (see section 11.3 of respective RCP methods)**	☐ Yes ☐ No ☑ NA
2	**Were all samples received by the laboratory in a condition consistent with that described on the associated Chain-of-Custody document(s)?**	☑ Yes ☐ No
3	**Were samples received at an appropriate temperature (< 6 Degrees C)?**	☑ Yes ☐ No ☐ NA
4	**Were all QA/QC performance criteria specified in the CTDEP Reasonable Confidence Protocol documents achieved?**	☑ Yes ☐ No
5	**a) Were reporting limits specified or referenced on the chain-of-custody?** **b) Were these reporting limits met?**	☑ Yes ☐ No ☑ Yes ☐ No
6	**For each analytical method referenced in this laboratory report package, were results reported for all constituents identified in the method-specific analyte lists presented in the Reasonable Confidence Protocol documents?**	☐ Yes ☑ No
7	**Are project-specific matrix spikes and laboratory duplicates included in the data set?**	☐ Yes ☑ No

Notes: For all questions to which the response was "No" (with the exception of question #7), additional information must be provided in an attached narrative. If the answer to question #1, #1A or 1B is "No", the data package does not meet the requirements for "Reasonable Confidence". This form may not be altered and all questions must be answered.

I, the undersigned, attest under the pains and penalties of perjury that, to the best of my knowledge and belief and based upon my personal inquiry of those responsible for providing the information contained in this analytical report, such information is accurate and complete.

Authorized Signature: _____ **Position:** Assistant Lab Director

Printed Name: Greg Lawrence **Date:** Wednesday, September 23, 202

Name of Laboratory Phoenix Environmental Labs, Inc.

This certification form is to be used for RCP methods only.

Environmental Laboratories, Inc.
587 East Middle Turnpike, P.O.Box 370, Manchester, CT 06045
Tel. (860) 645-1102 Fax (860) 645-0823

NY # 11301

RCP Certification Report

September 23, 2020

SDG I.D.: GCG82559

SDG Comments

8270 Semi-volatile Organics:
Only the PAH constituents are reported as requested on the chain-of-custody. In order to achieve the requested reporting levels for the target compounds, the sample was extracted and analyzed via 8270 selective ion monitoring (SIM).

SVOASIM Narration

Were all QA/QC performance criteria specified in the Reasonable Confidence Protocol documents achieved? Yes.

Instrument:

CHEM33 09/23/20-1 Wes Bryon, Chemist 09/23/20

CG82559 (1X)

Initial Calibration Evaluation (CHEM33/33_PAHSIM_0910):
100% of target compounds met criteria.
The following compounds had %RSDs >20%: None.
The following compounds did not meet recommended response factors: None.
The following compounds did not meet a minimum response factors: None.

Continuing Calibration Verification (CHEM33/0923_03-33_PAHSIM_0910):
Internal standard areas were within 50 to 200% of the initial calibration with the following exceptions: None.
100% of target compounds met criteria.
The following compounds did not meet % deviation criteria: None.
The following compounds did not meet maximum % deviations: None.
The following compounds did not meet recommended response factors: None.
The following compounds did not meet minimum response factors: None.

QC (Batch Specific):

Batch 546445 (CG79762)

CG82559

All LCS recoveries were within 30 - 130 with the following exceptions: None.
All LCSD recoveries were within 30 - 130 with the following exceptions: None.
All LCS/LCSD RPDs were less than 20% with the following exceptions: None.
Additional 8270 criteria:20% of compounds can be outside of acceptance criteria as long as recovery is at least 10%. (Acid surrogates acceptance range for aqueous samples: 15-110%, for soils 30-130%)

Temperature Narration

The samples were received at 1.1C with cooling initiated.
(Note acceptance criteria for relevant matrices is above freezing up to 6°C)

Cooler: Yes [X] No [ ]
Coolant: IPK [ ] ICE [X] No [ ]

CHAIN OF CUSTODY RECORD

Temp 1.6 °C Pg 1 of 1

PHOENIX *Environmental Laboratories, Inc.*

587 East Middle Turnpike, P.O. Box 370, Manchester, CT 06040
Email: info@phoenixlabs.com Fax (860) 645-0823
Client Services (860) 645-8726

Data Delivery/Contact Options:
[ ] Fax:
[ ] Phone: LEwiley@tiebrown.com
[X] Email: drew.blichartz@eversource.com

Customer: Tighe + Bond
Address: 213 Court St Suite 1100
Middletown CT 06457

Project: Rocky Hill MGP
Report to: Lynn Willey / Drew Blichartz
Invoice to: Direct Bill Eversource – Attn: Drew Blichartz
QUOTE # Eversource

Project P.O: 10994669

This section MUST be completed with Bottle Quantities.

Client Sample - Information - Identification

Sampler's Signature: RLZ Date: 9/22/20

Matrix Code:
DW=Drinking Water **GW**=Ground Water **SW**=Surface Water **WW**=Waste Water
RW=Raw Water **SE**=Sediment **SL**=Sludge **S**=Soil **SD**=Solid **W**=Wipe **OIL**=Oil
B=Bulk **L**=Liquid **X** = _____(Other)

Analysis Request

PHOENIX USE ONLY SAMPLE #	Customer Sample Identification	Sample Matrix	Date Sampled	Time Sampled	PAHs	MS/MSD*	GL Amber 8 oz w/H3PO4	Soil VOA Vials [ ] methanol [ ] H2O	GL Soil container ( ) oz	GL Soil container ( ) oz	40 ml VOA Vial [ ] As is [ ] HCL	GL Amber 1000ml [X] As is [ ] H2SO4	PL As is [ ] 250ml [ ] 500ml [ ] 1000ml	PL H2SO4 [ ] 250ml [ ] 500ml	PL HNO3 250ml	PL NaOH 250ml	Bacteria Bottle w/thio	Bacteria Bottle as is
82559	MW-345	GW	9/22/20	8:40	X						3							

Relinquished by:	Accepted by:	Date:	Time:
		9/22/20	14:03

Comments, Special Requirements or Regulations:
Eversource Direct Bill – Drew Blichartz
PO# 10994669 9/22/20 17:36
Per client 24hr TAT DFP
Lynn Willey

*MS/MSD are considered use samples and will be billed as such in accordance with the prices quoted.

Turnaround Time:
[ ] 1 Day*
[X] 2 Days*
[ ] 3 Days*
[ ] Standard
[ ] Other
* SURCHARGE APPLIES

RI
[ ] (Residential) Direct Exposure
[ ] (Comm/Industrial) Direct Exposure
[ ] GA Leachability
[ ] GB Leachability
[ ] GA-GW Objectives
[ ] GB-GW Objectives

CT
[X] RCP Cert
[ ] GW Protection
[X] SW Protection
[ ] GA Mobility
[ ] GB Mobility
[ ] Residential DEC
[ ] I/C DEC
[X] Other RSR VC

MA
[ ] MCP Certification
[ ] GW-1 [ ] MWRA eSMART
[ ] GW-2 [ ] S-1 10% CALC
[ ] GW-3
[ ] S-1 GW-1 [ ] S-1 GW-2 [ ] S-1 GW-3
[ ] S-2 GW-1 [ ] S-2 GW-2 [ ] S-2 GW-3
[ ] S-3 GW-1 [ ] S-3 GW-2 [ ] S-3 GW-3
[ ] SW Protection

State where samples were collected: CT

Data Format
[X] Excel
[X] PDF
[ ] GIS/Key
[ ] EQuIS
[X] Other Geotech

Data Package
[ ] Tier II Checklist
[ ] Full Data Package*
[X] Phoenix Std Report
[ ] Other
* SURCHARGE APPLIES

PEL-126 REV. 06/20

PHOENIX
Environmental Laboratories, Inc.

Friday, September 25, 2020

Attn: Lynn Willey
Tighe & Bond
213 Court St, Suite 1100
Middletown, CT 06457

Project ID: ROCKVILLE MGP
SDG ID: GCG82560
Sample ID#s: CG82560 - CG82561

This laboratory is in compliance with the NELAC requirements of procedures used except where indicated.

This report contains results for the parameters tested, under the sampling conditions described on the Chain Of Custody, as received by the laboratory. This report is incomplete unless all pages indicated in the pagination at the bottom of the page are included.

A scanned version of the COC form accompanies the analytical report and is an exact duplicate of the original.

If you are the client above and have any questions concerning this testing, please do not hesitate to contact Phoenix Client Services at ext.200. The contents of this report cannot be discussed with anyone other than the client listed above without their written consent.

Sincerely yours,

Phyllis Shiller
Laboratory Director

NELAC - #NY11301
CT Lab Registration #PH-0618
MA Lab Registration #M-CT007
ME Lab Registration #CT-007
NH Lab Registration #213693-A,B
NJ Lab Registration #CT-003
NY Lab Registration #11301
PA Lab Registration #68-03530
RI Lab Registration #63
UT Lab Registration #CT00007
VT Lab Registration #VT11301



Environmental Laboratories, Inc.
587 East Middle Turnpike, P.O.Box 370, Manchester, CT 06045
Tel. (860) 645-1102 Fax (860) 645-0823

Sample Id Cross Reference

September 25, 2020

SDG I.D.: GCG82560

Project ID: ROCKVILLE MGP

Client Id	Lab Id	Matrix
MW-6S	CG82560	GROUND WATER
MW-39S	CG82561	GROUND WATER

Environmental Laboratories, Inc.
587 East Middle Turnpike, P.O.Box 370, Manchester, CT 06045
Tel. (860) 645-1102 Fax (860) 645-0823

Analysis Report

September 25, 2020

FOR: Attn: Lynn Willey
Tighe & Bond
213 Court St, Suite 1100
Middletown, CT 06457

Sample Information		Custody Information		Date	Time
Matrix:	GROUND WATER	Collected by:		09/22/20	9:45
Location Code:	TIGHE-EVER	Received by:	SW	09/22/20	14:03
Rush Request:	72 Hour	Analyzed by:	see "By" below		
P.O.#:	10948703				

Laboratory Data

SDG ID: GCG82560
Phoenix ID: CG82560

Project ID: ROCKVILLE MGP
Client ID: MW-6S

Parameter	Result	RL/ PQL	Units	Dilution	Date/Time	By	Reference
Extraction of CT ETPH	Completed				09/23/20	P/CG	SW3510C/SW3520C
Semi-Volatile Extraction	Completed				09/23/20	P/CG	SW3520C
TPH by GC (Extractable Products)							
Ext. Petroleum H.C. (C9-C36)	ND	0.066	mg/L	1	09/25/20	JRB	CTETPH 8015D
Identification	ND		mg/L	1	09/25/20	JRB	CTETPH 8015D
QA/QC Surrogates							
% n-Pentacosane	78		%	1	09/25/20	JRB	50 - 150 %
Semivolatiles by SIM, PAH							
2-Methylnaphthalene	ND	0.48	ug/L	1	09/24/20	WB	SW8270D (SIM)
Acenaphthene	ND	0.48	ug/L	1	09/24/20	WB	SW8270D (SIM)
Acenaphthylene	ND	0.29	ug/L	1	09/24/20	WB	SW8270D (SIM)
Anthracene	ND	0.48	ug/L	1	09/24/20	WB	SW8270D (SIM)
Benz(a)anthracene	ND	0.05	ug/L	1	09/24/20	WB	SW8270D (SIM)
Benzo(a)pyrene	ND	0.19	ug/L	1	09/24/20	WB	SW8270D (SIM)
Benzo(b)fluoranthene	ND	0.07	ug/L	1	09/24/20	WB	SW8270D (SIM)
Benzo(ghi)perylene	ND	0.46	ug/L	1	09/24/20	WB	SW8270D (SIM)
Benzo(k)fluoranthene	ND	0.29	ug/L	1	09/24/20	WB	SW8270D (SIM)
Chrysene	ND	0.48	ug/L	1	09/24/20	WB	SW8270D (SIM)
Dibenz(a,h)anthracene	ND	0.10	ug/L	1	09/24/20	WB	SW8270D (SIM)
Fluoranthene	ND	0.48	ug/L	1	09/24/20	WB	SW8270D (SIM)
Fluorene	ND	0.48	ug/L	1	09/24/20	WB	SW8270D (SIM)
Indeno(1,2,3-cd)pyrene	ND	0.10	ug/L	1	09/24/20	WB	SW8270D (SIM)
Naphthalene	ND	0.48	ug/L	1	09/24/20	WB	SW8270D (SIM)
Phenanthrene	ND	0.06	ug/L	1	09/24/20	WB	SW8270D (SIM)
Pyrene	ND	0.48	ug/L	1	09/24/20	WB	SW8270D (SIM)
QA/QC Surrogates							

Project ID: ROCKVILLE MGP
Client ID: MW-6S

Phoenix I.D.: CG82560

Parameter	Result	RL/ PQL	Units	Dilution	Date/Time	By	
% 2-Fluorobiphenyl	51		%	1	09/24/20	WB	30 - 130 %
% Nitrobenzene-d5	79		%	1	09/24/20	WB	30 - 130 %
% Terphenyl-d14	63		%	1	09/24/20	WB	30 - 130 %

RL/PQL=Reporting/Practical Quantitation Level ND=Not Detected BRL=Below Reporting Level
QA/QC Surrogates: Surrogates are compounds (preceeded with a %) added by the lab to determine analysis efficiency. Surrogate results(%) listed in the report are not "detected" compounds.

Comments:

If you are the client above and have any questions concerning this testing, please do not hesitate to contact Phoenix Client Services at ext.200.
The contents of this report cannot be discussed with anyone other than the client listed above without their written consent.

Phyllis Shiller, Laboratory Director
September 25, 2020
Reviewed and Released by: Greg Lawrence, Assistant Lab Director

Environmental Laboratories, Inc.
587 East Middle Turnpike, P.O.Box 370, Manchester, CT 06045
Tel. (860) 645-1102 Fax (860) 645-0823

Analysis Report

September 25, 2020

FOR: Attn: Lynn Willey
Tighe & Bond
213 Court St, Suite 1100
Middletown, CT 06457

Sample Information		Custody Information		Date	Time
Matrix:	GROUND WATER	Collected by:		09/22/20	11:30
Location Code:	TIGHE-EVER	Received by:	SW	09/22/20	14:03
Rush Request:	72 Hour	Analyzed by:	see "By" below		
P.O.#:	10948703				

Laboratory Data

SDG ID: GCG82560
Phoenix ID: CG82561

Project ID: ROCKVILLE MGP
Client ID: MW-39S

Parameter	Result	RL/ PQL	Units	Dilution	Date/Time	By	Reference
Extraction of CT ETPH	Completed				09/23/20	P/CG	SW3510C/SW3520C
Semi-Volatile Extraction	Completed				09/23/20	P/CG	SW3520C
TPH by GC (Extractable Products)							
Ext. Petroleum H.C. (C9-C36)	ND	0.067	mg/L	1	09/25/20	JRB	CTETPH 8015D
Identification	ND		mg/L	1	09/25/20	JRB	CTETPH 8015D
QA/QC Surrogates							
% n-Pentacosane	76		%	1	09/25/20	JRB	50 - 150 %
Semivolatiles by SIM, PAH							
2-Methylnaphthalene	ND	0.47	ug/L	1	09/24/20	WB	SW8270D (SIM)
Acenaphthene	4.5	0.47	ug/L	1	09/24/20	WB	SW8270D (SIM)
Acenaphthylene	3.0	0.28	ug/L	1	09/24/20	WB	SW8270D (SIM)
Anthracene	ND	0.47	ug/L	1	09/24/20	WB	SW8270D (SIM)
Benz(a)anthracene	ND	0.05	ug/L	1	09/24/20	WB	SW8270D (SIM)
Benzo(a)pyrene	ND	0.19	ug/L	1	09/24/20	WB	SW8270D (SIM)
Benzo(b)fluoranthene	ND	0.07	ug/L	1	09/24/20	WB	SW8270D (SIM)
Benzo(ghi)perylene	ND	0.45	ug/L	1	09/24/20	WB	SW8270D (SIM)
Benzo(k)fluoranthene	ND	0.28	ug/L	1	09/24/20	WB	SW8270D (SIM)
Chrysene	ND	0.47	ug/L	1	09/24/20	WB	SW8270D (SIM)
Dibenz(a,h)anthracene	ND	0.09	ug/L	1	09/24/20	WB	SW8270D (SIM)
Fluoranthene	ND	0.47	ug/L	1	09/24/20	WB	SW8270D (SIM)
Fluorene	1.5	0.47	ug/L	1	09/24/20	WB	SW8270D (SIM)
Indeno(1,2,3-cd)pyrene	ND	0.09	ug/L	1	09/24/20	WB	SW8270D (SIM)
Naphthalene	ND	0.47	ug/L	1	09/24/20	WB	SW8270D (SIM)
Phenanthrene	0.13	0.06	ug/L	1	09/24/20	WB	SW8270D (SIM)
Pyrene	ND	0.47	ug/L	1	09/24/20	WB	SW8270D (SIM)
QA/QC Surrogates							

Ver 1

Project ID: ROCKVILLE MGP
Client ID: MW-39S

Phoenix I.D.: CG82561

Parameter	Result	RL/ PQL	Units	Dilution	Date/Time	By	
% 2-Fluorobiphenyl	52		%	1	09/24/20	WB	30 - 130 %
% Nitrobenzene-d5	72		%	1	09/24/20	WB	30 - 130 %
% Terphenyl-d14	67		%	1	09/24/20	WB	30 - 130 %

RL/PQL=Reporting/Practical Quantitation Level ND=Not Detected BRL=Below Reporting Level
QA/QC Surrogates: Surrogates are compounds (preceeded with a %) added by the lab to determine analysis efficiency. Surrogate results(%) listed in the report are not "detected" compounds.

Comments:

If you are the client above and have any questions concerning this testing, please do not hesitate to contact Phoenix Client Services at ext.200.
The contents of this report cannot be discussed with anyone other than the client listed above without their written consent.

Phyllis Shiller, Laboratory Director
September 25, 2020
Reviewed and Released by: Greg Lawrence, Assistant Lab Director

Environmental Laboratories, Inc.
587 East Middle Turnpike, P.O.Box 370, Manchester, CT 06045
Tel. (860) 645-1102 Fax (860) 645-0823

QA/QC Report

September 25, 2020

QA/QC Data

SDG I.D.: GCG82560

Parameter	Blank	Blk RL	LCS %	LCSD %	LCS RPD	MS %	MSD %	MS RPD	% Rec Limits	% RPD Limits	
QA/QC Batch 546643 (mg/L), QC Sample No: CG80391 (CG82560, CG82561)											
TPH by GC (Extractable Products) - Ground Water											
Ext. Petroleum H.C. (C9-C36)	ND	0.10	82	83	1.2				60 - 120	30	
% n-Pentacosane	65	%	66	69	4.4				50 - 150	20	
Comment:											
Additional surrogate criteria: LCS acceptance range is 60-120% MS acceptance range 50-150%. The ETPH/DRO LCS has been normalized based on the alkane calibration.											
QA/QC Batch 546642 (ug/L), QC Sample No: CG80971 (CG82560, CG82561)											
Semivolatiles by SIM, PAH - Ground Water											
2-Methylnaphthalene	ND	0.50	67	52	25.2				30 - 130	20	r
Acenaphthene	ND	0.50	73	55	28.1				30 - 130	20	r
Acenaphthylene	ND	0.10	74	57	26.0				30 - 130	20	r
Anthracene	ND	0.10	73	56	26.4				30 - 130	20	r
Benz(a)anthracene	ND	0.05	97	73	28.2				30 - 130	20	r
Benzo(a)pyrene	ND	0.20	75	60	22.2				30 - 130	20	r
Benzo(b)fluoranthene	ND	0.07	89	70	23.9				30 - 130	20	r
Benzo(ghi)perylene	ND	0.02	69	53	26.2				30 - 130	20	r
Benzo(k)fluoranthene	ND	0.10	60	46	26.4				30 - 130	20	r
Chrysene	ND	0.05	81	62	26.6				30 - 130	20	r
Dibenz(a,h)anthracene	ND	0.02	69	54	24.4				30 - 130	20	r
Fluoranthene	ND	0.50	74	58	24.2				30 - 130	20	r
Fluorene	ND	0.10	76	59	25.2				30 - 130	20	r
Indeno(1,2,3-cd)pyrene	ND	0.10	73	57	24.6				30 - 130	20	r
Naphthalene	ND	0.50	66	49	29.6				30 - 130	20	r
Phenanthrene	ND	0.06	80	59	30.2				30 - 130	20	r
Pyrene	ND	0.07	69	53	26.2				30 - 130	20	r
% 2-Fluorobiphenyl	49	%	62	45	31.8				30 - 130	20	r
% Nitrobenzene-d5	70	%	84	66	24.0				30 - 130	20	r
% Terphenyl-d14	55	%	68	52	26.7				30 - 130	20	r
Comment:											
Additional 8270 criteria:20% of compounds can be outside of acceptance criteria as long as recovery is at least 10%. (Acid surrogates acceptance range for aqueous samples: 15-110%, for soils 30-130%)											

r = This parameter is outside laboratory RPD specified recovery limits.

If there are any questions regarding this data, please call Phoenix Client Services at extension 200.

RPD - Relative Percent Difference
LCS - Laboratory Control Sample
LCSD - Laboratory Control Sample Duplicate
MS - Matrix Spike
MS Dup - Matrix Spike Duplicate
NC - No Criteria
Intf - Interference

Phyllis Shiller, Laboratory Director
September 25, 2020

Friday, September 25, 2020

Criteria: CT: GWP, RV, SWP

State: CT

Sample Criteria Exceedances Report

GCG82560 - TIGHE-EVER

SampNo	Acode	Phoenix Analyte	Criteria	Result	RL	Criteria	RL Criteria	Analysis Units
CG82561	$8100CTSIMR	Phenanthrene	CT / RSR SWPC (ug/l) / Semivolatiles	0.13	0.06	0.077	0.077	ug/L
CG82561	$8100CTSIMR	Acenaphthylene	CT / RSR SWPC (ug/l) / Semivolatiles	3.0	0.28	0.3	0.3	ug/L

Phoenix Laboratories does not assume responsibility for the data contained in this exceedance report. It is provided as an additional tool to identify requested criteria exceedences. All efforts are made to ensure the accuracy of the data (obtained from appropriate agencies). A lack of exceedence information does not necessarily suggest conformance to the criteria. It is ultimately the site professional's responsibility to determine appropriate compliance.

REASONABLE CONFIDENCE PROTOCOL
LABORATORY ANALYSIS QA/QC CERTIFICATION FORM

Laboratory Name: Phoenix Environmental Labs, Inc. ***Client:*** Tighe & Bond

Project Location: ROCKVILLE MGP ***Project Number:***

Laboratory Sample ID(s): CG82560, CG82561 ***Sampling Date(s):*** 9/22/2020

List RCP Methods Used (e.g., 8260, 8270, et cetera) 8270, ETPH

1	**For each analytical method referenced in this laboratory report package, were all specified QA/QC performance criteria followed, including the requirement to explain any criteria falling outside of acceptable guidelines, as specified in the CT DEP method-specific Reasonable Confidence Protocol documents?**	☑ Yes ☐ No
1A	**Were the method specified preservation and holding time requirements met?**	☑ Yes ☐ No
1B	***VPH and EPH methods only:*** **Was the VPH or EPH method conducted without significant modifications (see section 11.3 of respective RCP methods)**	☐ Yes ☐ No ☑ NA
2	**Were all samples received by the laboratory in a condition consistent with that described on the associated Chain-of-Custody document(s)?**	☑ Yes ☐ No
3	**Were samples received at an appropriate temperature (< 6 Degrees C)?**	☑ Yes ☐ No ☐ NA
4	**Were all QA/QC performance criteria specified in the Reasonable Confidence Protocol documents acheived? See Section: SVOASIM Narration.**	☐ Yes ☑ No
5	**a) Were reporting limits specified or referenced on the chain-of-custody?** **b) Were these reporting limits met?**	☑ Yes ☐ No ☑ Yes ☐ No
6	**For each analytical method referenced in this laboratory report package, were results reported for all constituents identified in the method-specific analyte lists presented in the Reasonable Confidence Protocol documents?**	☐ Yes ☑ No
7	**Are project-specific matrix spikes and laboratory duplicates included in the data set?**	☐ Yes ☑ No

Notes: For all questions to which the response was "No" (with the exception of question #7), additional information must be provided in an attached narrative. If the answer to question #1, #1A or 1B is "No", the data package does not meet the requirements for "Reasonable Confidence". This form may not be altered and all questions must be answered.

I, the undersigned, attest under the pains and penalties of perjury that, to the best of my knowledge and belief and based upon my personal inquiry of those responsible for providing the information contained in this analytical report, such information is accurate and complete.

Authorized Signature: _____ **Position:** Assistant Lab Director

Printed Name: Greg Lawrence **Date:** Friday, September 25, 2020

Name of Laboratory Phoenix Environmental Labs, Inc.

This certification form is to be used for RCP methods only.

Environmental Laboratories, Inc.
587 East Middle Turnpike, P.O.Box 370, Manchester, CT 06045
Tel. (860) 645-1102 Fax (860) 645-0823

NY # 11301

RCP Certification Report

September 25, 2020

SDG I.D.: GCG82560

SDG Comments

8270 Semi-volatile Organics:
Only the PAH constituents are reported as requested on the chain-of-custody. In order to achieve the requested reporting levels for the target compounds, the sample was extracted and analyzed via 8270 selective ion monitoring (SIM).

ETPH Narration

Were all QA/QC performance criteria specified in the Reasonable Confidence Protocol documents achieved? Yes.

Instrument:

AU-XL1 09/24/20-1 Jeff Bucko, Chemist 09/24/20

CG82560 (1X), CG82561 (1X)

The initial calibration (ETPH720I) RSD for the compound list was less than 30% except for the following compounds: None.
As per section 7.2.3, a discrimination check standard was run (924A003_1) and contained the following outliers: None.
The continuing calibration %D for the compound list was less than 30% except for the following compounds:None.

QC (Batch Specific):

Batch 546643 (CG80391)

CG82560, CG82561

All LCS recoveries were within 60 - 120 with the following exceptions: None.
All LCSD recoveries were within 60 - 120 with the following exceptions: None.
All LCS/LCSD RPDs were less than 30% with the following exceptions: None.
Additional surrogate criteria: LCS acceptance range is 60-120% MS acceptance range 50-150%. The ETPH/DRO LCS has been normalized based on the alkane calibration.

SVOASIM Narration

Were all QA/QC performance criteria specified in the Reasonable Confidence Protocol documents achieved? No.

QC Batch 546642 (Samples: CG82560, CG82561): -----

The LCS/LCSD RPD exceeds the method criteria for one or more analytes. These analytes were not reported in the sample(s) so no variability is suspected. (2-Methylnaphthalene, Anthracene, Benz(a)anthracene, Benzo(a)pyrene, Benzo(b)fluoranthene, Benzo(ghi)perylene, Benzo(k)fluoranthene, Chrysene, Dibenz(a,h)anthracene, Fluoranthene, Indeno(1,2,3-cd)pyrene, Naphthalene, Pyrene)

The LCS/LCSD RPD exceeds the method criteria for one or more analytes and the surrogates. Therefore there may be variability in the reported result. (Acenaphthene, Acenaphthylene, Fluorene, Phenanthrene, % 2-Fluorobiphenyl, % Nitrobenzene-d5, % Terphenyl-d14)

Instrument:

CHEM33 09/24/20-1 Wes Bryon, Chemist 09/24/20

CG82560 (1X), CG82561 (1X)

Initial Calibration Evaluation (CHEM33/33_PAHSIM_0910):
100% of target compounds met criteria.
The following compounds had %RSDs >20%: None.
The following compounds did not meet recommended response factors: None.
The following compounds did not meet a minimum response factors: None.

Environmental Laboratories, Inc.
587 East Middle Turnpike, P.O.Box 370, Manchester, CT 06045
Tel. (860) 645-1102 Fax (860) 645-0823

ACCREDITED IN ACCORDANCE WITH nelac NY # 11301

RCP Certification Report

September 25, 2020

SDG I.D.: GCG82560

SVOASIM Narration

Continuing Calibration Verification (CHEM33/0924_03-33_PAHSIM_0910):
Internal standard areas were within 50 to 200% of the initial calibration with the following exceptions: None.
100% of target compounds met criteria.
The following compounds did not meet % deviation criteria: None.
The following compounds did not meet maximum % deviations: None.
The following compounds did not meet recommended response factors: None.
The following compounds did not meet minimum response factors: None.

QC (Batch Specific):

Batch 546642 (CG80971)

CG82560, CG82561

All LCS recoveries were within 30 - 130 with the following exceptions: None.
All LCSD recoveries were within 30 - 130 with the following exceptions: None.
All LCS/LCSD RPDs were less than 20% with the following exceptions: % 2-Fluorobiphenyl(31.8%), % Nitrobenzene-d5(24.0%), % Terphenyl-d14(26.7%), 2-Methylnaphthalene(25.2%), Acenaphthene(28.1%), Acenaphthylene(26.0%), Anthracene(26.4%), Benz(a)anthracene(28.2%), Benzo(a)pyrene(22.2%), Benzo(b)fluoranthene(23.9%), Benzo(ghi)perylene(26.2%), Benzo(k)fluoranthene(26.4%), Chrysene(26.6%), Dibenz(a,h)anthracene(24.4%), Fluoranthene(24.2%), Fluorene(25.2%), Indeno(1,2,3-cd)pyrene(24.6%), Naphthalene(29.6%), Phenanthrene(30.2%), Pyrene(26.2%)
Additional 8270 criteria:20% of compounds can be outside of acceptance criteria as long as recovery is at least 10%. (Acid surrogates acceptance range for aqueous samples: 15-110%, for soils 30-130%)

Temperature Narration

The samples were received at 1.1C with cooling initiated.
(Note acceptance criteria for relevant matrices is above freezing up to 6°C)

Cooler: Yes [X] No [ ]
Coolant: IPK [ ] ICE [X] No [ ]

PHOENIX
Environmental Laboratories, Inc.

CHAIN OF CUSTODY RECORD

587 East Middle Turnpike, P.O. Box 370, Manchester, CT 06040
Email: info@phoenixlabs.com Fax (860) 645-0823
Client Services (860) 645-8726

Temp 1.1 °C Pg 1 of 1

Data Delivery/Contact Options:
[ ] Fax:
[ ] Phone: Lynn.Mulley@tetratech.com
[X] Email: Drew.Blichert@Eversource.com

Customer: Tetra Tech
Address: 213 Court Street Suite 1100
Middletown CT 06457

Project: Rainbow MGP
Report to: Lynn Mulley / Drew Blichert
Invoice to: Direct Bill Eversource Attn: Drew Blichert
QUOTE # Eversource

Project P.O: 10491469

This section MUST be completed with Bottle Quantities.

Client Sample - Information - Identification

Sampler's Signature: [signature] Date: 9/30/22

Matrix Code:
DW=Drinking Water **GW**=Ground Water **SW**=Surface Water **WW**=Waste Water
RW=Raw Water **SE**=Sediment **SL**=Sludge **S**=Soil **SD**=Solid **W**=Wipe **OIL**=Oil
B=Bulk **L**=Liquid **X** = _____(Other)

Analysis Request

PHOENIX USE ONLY SAMPLE #	Customer Sample Identification	Sample Matrix	Date Sampled	Time Sampled	PAH	EPH	MS/MSD*	GL Amber 8 oz. w/H3PO4	Soil VOA Vials [ ] methanol [ ] H2O	GL Soil container ( ) oz	GL Soil container ( ) oz	40 ml VOA Vial [ ] As is [ ] HCL	GL Amber 1000ml [X] As is [ ] 500ml [ ] 1000ml	PL As is [ ] 250ml [ ] 500ml	PL H2SO4 [ ] 250ml [ ] 500ml	PL HNO3 250ml	PL NaOH 250ml	Bacteria Bottle w/thio	Bacteria Bottle as is
82560	MW-65	GW	9/30/22	09:45	X	X							3						
82561	MW-34S	GW	9/30/22	11:30	X	X							4						

Relinquished by:	Accepted by:	Date:	Time:
[signature]	[signature]	9/30/22	1403

Comments, Special Requirements or Regulations:
Eversource Direct Bill - Drew Blichert
PO# 10491469

*MS/MSD are considered site samples and will be billed as such in accordance with the prices quoted.

Turnaround Time:
[ ] 1 Day*
[ ] 2 Days*
[ ] 3 Days*
[X] Standard
[ ] Other
* SURCHARGE APPLIES

RI
[ ] (Residential) Direct Exposure
[ ] (Comm/Industrial) Direct Exposure
[ ] GA Leachability
[ ] GB Leachability
[ ] GA-GW Objectives
[ ] GB-GW Objectives

CT
[X] RCP Cert
[ ] GW Protection
[X] SW Protection
[ ] GA Mobility
[ ] GB Mobility
[ ] Residential DEC
[ ] I/C DEC
[X] Other Reg'd

MA
[ ] MCP Certification
[ ] GW-1 [ ] MWRA eSMART
[ ] GW-2 [ ] S-1 10% CALC
[ ] GW-3
[ ] S-1 GW-1 [ ] S-1 GW-2 [ ] S-1 GW-3
[ ] S-2 GW-1 [ ] S-2 GW-2 [ ] S-2 GW-3
[ ] S-3 GW-1 [ ] S-3 GW-2 [ ] S-3 GW-3
[ ] SW Protection

State where samples were collected: CT

Data Format
[X] Excel
[X] PDF
[ ] GIS/Key
[ ] EQuIS
[X] Other Geotech

Data Package
[ ] Tier II Checklist
[ ] Full Data Package*
[X] Phoenix Std Report
[ ] Other
* SURCHARGE APPLIES

PEL-126 REV. 06/20

PHOENIX
Environmental Laboratories, Inc.

Monday, October 05, 2020

Attn: Lynn Willey
Tighe & Bond
213 Court St, Suite 1100
Middletown, CT 06457

Project ID: ROCKVILLE FORMER MGP
SDG ID: GCG86900
Sample ID#s: CG86900 - CG86901

This laboratory is in compliance with the NELAC requirements of procedures used except where indicated.

This report contains results for the parameters tested, under the sampling conditions described on the Chain Of Custody, as received by the laboratory. This report is incomplete unless all pages indicated in the pagination at the bottom of the page are included.

A scanned version of the COC form accompanies the analytical report and is an exact duplicate of the original.

If you are the client above and have any questions concerning this testing, please do not hesitate to contact Phoenix Client Services at ext.200. The contents of this report cannot be discussed with anyone other than the client listed above without their written consent.

Sincerely yours,

Phyllis Shiller
Laboratory Director

NELAC - #NY11301
CT Lab Registration #PH-0618
MA Lab Registration #M-CT007
ME Lab Registration #CT-007
NH Lab Registration #213693-A,B
NJ Lab Registration #CT-003
NY Lab Registration #11301
PA Lab Registration #68-03530
RI Lab Registration #63
UT Lab Registration #CT00007
VT Lab Registration #VT11301

Environmental Laboratories, Inc.
587 East Middle Turnpike, P.O.Box 370, Manchester, CT 06045
Tel. (860) 645-1102 Fax (860) 645-0823

NY # 11301

SDG Comments

October 05, 2020

SDG I.D.: GCG86900

Volatile 8260 analysis:
1,2-Dibromoethane and 1,2-Dibromo-3-chloropropane do not meet GWP criteria, these compounds are analyzed by GC/ECD to achieve this criteria.



Environmental Laboratories, Inc.
587 East Middle Turnpike, P.O.Box 370, Manchester, CT 06045
Tel. (860) 645-1102 Fax (860) 645-0823

Sample Id Cross Reference

October 05, 2020

SDG I.D.: GCG86900

Project ID: ROCKVILLE FORMER MGP

Client Id	Lab Id	Matrix
MW-03DR	CG86900	GROUND WATER
TRIP BLANK	CG86901	GROUND WATER

Environmental Laboratories, Inc.
587 East Middle Turnpike, P.O.Box 370, Manchester, CT 06045
Tel. (860) 645-1102 Fax (860) 645-0823

Analysis Report

October 05, 2020

FOR: Attn: Lynn Willey
Tighe & Bond
213 Court St, Suite 1100
Middletown, CT 06457

Sample Information		Custody Information		Date	Time
Matrix:	GROUND WATER	Collected by:		09/28/20	13:20
Location Code:	TIGHE-EVER	Received by:	SW	09/29/20	14:33
Rush Request:	72 Hour	Analyzed by:	see "By" below		
P.O.#:	10948703				

Laboratory Data

SDG ID: GCG86900
Phoenix ID: CG86900

Project ID: ROCKVILLE FORMER MGP
Client ID: MW-03DR

Parameter	Result	RL/ PQL	Units	Dilution	Date/Time	By	Reference
Silver	< 0.001	0.001	mg/L	1	09/30/20	TH	SW6010D
Arsenic	< 0.004	0.004	mg/L	1	09/30/20	TH	SW6010D
Barium	0.101	0.002	mg/L	1	09/30/20	TH	SW6010D
Beryllium	< 0.001	0.001	mg/L	1	09/30/20	TH	SW6010D
Cadmium	< 0.001	0.001	mg/L	1	09/30/20	TH	SW6010D
Chromium	< 0.001	0.001	mg/L	1	09/30/20	TH	SW6010D
Copper	< 0.005	0.005	mg/L	1	09/30/20	TH	SW6010D
Mercury	< 0.0002	0.0002	mg/L	1	09/30/20	RS	SW7470A
Nickel	0.001	0.001	mg/L	1	09/30/20	TH	SW6010D
Lead	< 0.002	0.002	mg/L	1	09/30/20	TH	SW6010D
Antimony	< 0.005	0.005	mg/L	1	09/30/20	TH	SW6010D
Selenium	< 0.010	0.010	mg/L	1	09/30/20	TH	SW6010D
Thallium	< 0.0005	0.0005	mg/L	5	10/01/20	MGH	SW6020B
Vanadium	< 0.002	0.002	mg/L	1	09/30/20	TH	SW6010D
Zinc	< 0.004	0.004	mg/L	1	09/30/20	TH	SW6010D
Total Cyanide	< 0.010	0.010	mg/L	1	10/02/20	EG	SW9010C/SW9012B
Extraction of CT ETPH	Completed				09/29/20	P/CG	SW3510C/SW3520C
Mercury Digestion	Completed				09/30/20	VT/ARW	SW7470A
Semi-Volatile Extraction	Completed				09/29/20	P/CG	SW3520C
Total Metals Digestion	Completed				09/29/20	AG	
Total Metals Digestion MS	Completed				09/29/20	AG	
TPH by GC (Extractable Products)							
Ext. Petroleum H.C. (C9-C36)	0.27	0.066	mg/L	1	09/30/20	JRB	CTETPH 8015D
Identification	**		mg/L	1	09/30/20	JRB	CTETPH 8015D
QA/QC Surrogates							
% n-Pentacosane	67		%	1	09/30/20	JRB	50 - 150 %

Ver 1

Project ID: ROCKVILLE FORMER MGP
Client ID: MW-03DR

Phoenix I.D.: CG86900

Parameter	Result	RL/ PQL	Units	Dilution	Date/Time	By	
Volatiles							
1,1,1,2-Tetrachloroethane	ND	1.0	ug/L	1	10/01/20	MH	SW8260C
1,1,1-Trichloroethane	ND	1.0	ug/L	1	10/01/20	MH	SW8260C
1,1,2,2-Tetrachloroethane	ND	0.50	ug/L	1	10/01/20	MH	SW8260C
1,1,2-Trichloroethane	ND	1.0	ug/L	1	10/01/20	MH	SW8260C
1,1-Dichloroethane	ND	1.0	ug/L	1	10/01/20	MH	SW8260C
1,1-Dichloroethene	ND	1.0	ug/L	1	10/01/20	MH	SW8260C
1,1-Dichloropropene	ND	1.0	ug/L	1	10/01/20	MH	SW8260C
1,2,3-Trichlorobenzene	ND	1.0	ug/L	1	10/01/20	MH	SW8260C
1,2,3-Trichloropropane	ND	1.0	ug/L	1	10/01/20	MH	SW8260C
1,2,4-Trichlorobenzene	ND	1.0	ug/L	1	10/01/20	MH	SW8260C
1,2,4-Trimethylbenzene	4.0	1.0	ug/L	1	10/01/20	MH	SW8260C
1,2-Dibromo-3-chloropropane	ND	0.50	ug/L	1	10/01/20	MH	SW8260C
1,2-Dibromoethane	ND	0.50	ug/L	1	10/01/20	MH	SW8260C
1,2-Dichlorobenzene	ND	1.0	ug/L	1	10/01/20	MH	SW8260C
1,2-Dichloroethane	ND	0.60	ug/L	1	10/01/20	MH	SW8260C
1,2-Dichloropropane	ND	1.0	ug/L	1	10/01/20	MH	SW8260C
1,3,5-Trimethylbenzene	1.3	1.0	ug/L	1	10/01/20	MH	SW8260C
1,3-Dichlorobenzene	ND	1.0	ug/L	1	10/01/20	MH	SW8260C
1,3-Dichloropropane	ND	1.0	ug/L	1	10/01/20	MH	SW8260C
1,4-Dichlorobenzene	ND	1.0	ug/L	1	10/01/20	MH	SW8260C
2,2-Dichloropropane	ND	1.0	ug/L	1	10/01/20	MH	SW8260C
2-Chlorotoluene	ND	1.0	ug/L	1	10/01/20	MH	SW8260C
2-Hexanone	ND	5.0	ug/L	1	10/01/20	MH	SW8260C
2-Isopropyltoluene	ND	1.0	ug/L	1	10/01/20	MH	SW8260C
4-Chlorotoluene	ND	1.0	ug/L	1	10/01/20	MH	SW8260C
4-Methyl-2-pentanone	ND	5.0	ug/L	1	10/01/20	MH	SW8260C
Acetone	ND	25	ug/L	1	10/01/20	MH	SW8260C
Acrylonitrile	ND	0.50	ug/L	1	10/01/20	MH	SW8260C
Benzene	5.4	0.70	ug/L	1	10/01/20	MH	SW8260C
Bromobenzene	ND	1.0	ug/L	1	10/01/20	MH	SW8260C
Bromochloromethane	ND	1.0	ug/L	1	10/01/20	MH	SW8260C
Bromodichloromethane	ND	0.50	ug/L	1	10/01/20	MH	SW8260C
Bromoform	ND	1.0	ug/L	1	10/01/20	MH	SW8260C
Bromomethane	ND	1.0	ug/L	1	10/01/20	MH	SW8260C
Carbon Disulfide	ND	5.0	ug/L	1	10/01/20	MH	SW8260C
Carbon tetrachloride	ND	1.0	ug/L	1	10/01/20	MH	SW8260C
Chlorobenzene	ND	1.0	ug/L	1	10/01/20	MH	SW8260C
Chloroethane	ND	1.0	ug/L	1	10/01/20	MH	SW8260C
Chloroform	ND	1.0	ug/L	1	10/01/20	MH	SW8260C
Chloromethane	ND	1.0	ug/L	1	10/01/20	MH	SW8260C
cis-1,2-Dichloroethene	ND	1.0	ug/L	1	10/01/20	MH	SW8260C
cis-1,3-Dichloropropene	ND	0.40	ug/L	1	10/01/20	MH	SW8260C
Dibromochloromethane	ND	0.50	ug/L	1	10/01/20	MH	SW8260C
Dibromomethane	ND	1.0	ug/L	1	10/01/20	MH	SW8260C
Dichlorodifluoromethane	ND	1.0	ug/L	1	10/01/20	MH	SW8260C
Ethylbenzene	7.9	1.0	ug/L	1	10/01/20	MH	SW8260C
Hexachlorobutadiene	ND	0.40	ug/L	1	10/01/20	MH	SW8260C
Isopropylbenzene	ND	1.0	ug/L	1	10/01/20	MH	SW8260C

Ver 1

Project ID: ROCKVILLE FORMER MGP
Client ID: MW-03DR
Phoenix I.D.: CG86900

Parameter	Result	RL/ PQL	Units	Dilution	Date/Time	By	
m&p-Xylene	21	1.0	ug/L	1	10/01/20	MH	SW8260C
Methyl ethyl ketone	ND	5.0	ug/L	1	10/01/20	MH	SW8260C
Methyl t-butyl ether (MTBE)	ND	1.0	ug/L	1	10/01/20	MH	SW8260C
Methylene chloride	ND	1.0	ug/L	1	10/01/20	MH	SW8260C
Naphthalene	80	10	ug/L	10	10/02/20	MH	SW8260C
n-Butylbenzene	ND	1.0	ug/L	1	10/01/20	MH	SW8260C
n-Propylbenzene	ND	1.0	ug/L	1	10/01/20	MH	SW8260C
o-Xylene	12	1.0	ug/L	1	10/01/20	MH	SW8260C
p-Isopropyltoluene	ND	1.0	ug/L	1	10/01/20	MH	SW8260C
sec-Butylbenzene	ND	1.0	ug/L	1	10/01/20	MH	SW8260C
Styrene	3.0	1.0	ug/L	1	10/01/20	MH	SW8260C
tert-Butylbenzene	ND	1.0	ug/L	1	10/01/20	MH	SW8260C
Tetrachloroethene	ND	1.0	ug/L	1	10/01/20	MH	SW8260C
Tetrahydrofuran (THF)	ND	2.5	ug/L	1	10/01/20	MH	SW8260C
Toluene	21	1.0	ug/L	1	10/01/20	MH	SW8260C
Total Xylenes	33.0	1.0	ug/L	1	10/01/20	MH	SW8260C
trans-1,2-Dichloroethene	ND	1.0	ug/L	1	10/01/20	MH	SW8260C
trans-1,3-Dichloropropene	ND	0.40	ug/L	1	10/01/20	MH	SW8260C
trans-1,4-dichloro-2-butene	ND	5.0	ug/L	1	10/01/20	MH	SW8260C
Trichloroethene	ND	1.0	ug/L	1	10/01/20	MH	SW8260C
Trichlorofluoromethane	ND	1.0	ug/L	1	10/01/20	MH	SW8260C
Trichlorotrifluoroethane	ND	1.0	ug/L	1	10/01/20	MH	SW8260C
Vinyl chloride	ND	1.0	ug/L	1	10/01/20	MH	SW8260C
QA/QC Surrogates							
% 1,2-dichlorobenzene-d4	100		%	1	10/01/20	MH	70 - 130 %
% Bromofluorobenzene	99		%	1	10/01/20	MH	70 - 130 %
% Dibromofluoromethane	97		%	1	10/01/20	MH	70 - 130 %
% Toluene-d8	100		%	1	10/01/20	MH	70 - 130 %
% 1,2-dichlorobenzene-d4 (10x)	94		%	10	10/02/20	MH	70 - 130 %
% Bromofluorobenzene (10x)	89		%	10	10/02/20	MH	70 - 130 %
% Dibromofluoromethane (10x)	97		%	10	10/02/20	MH	70 - 130 %
% Toluene-d8 (10x)	93		%	10	10/02/20	MH	70 - 130 %
Semivolatiles by SIM, PAH							
2-Methylnaphthalene	7.3	0.47	ug/L	1	09/30/20	WB	SW8270D (SIM)
Acenaphthene	1.8	0.47	ug/L	1	09/30/20	WB	SW8270D (SIM)
Acenaphthylene	4.9	0.28	ug/L	1	09/30/20	WB	SW8270D (SIM)
Anthracene	1.2	0.47	ug/L	1	09/30/20	WB	SW8270D (SIM)
Benz(a)anthracene	0.23	0.05	ug/L	1	09/30/20	WB	SW8270D (SIM)
Benzo(a)pyrene	ND	0.19	ug/L	1	09/30/20	WB	SW8270D (SIM)
Benzo(b)fluoranthene	ND	0.07	ug/L	1	09/30/20	WB	SW8270D (SIM)
Benzo(ghi)perylene	ND	0.45	ug/L	1	09/30/20	WB	SW8270D (SIM)
Benzo(k)fluoranthene	ND	0.28	ug/L	1	09/30/20	WB	SW8270D (SIM)
Chrysene	ND	0.47	ug/L	1	09/30/20	WB	SW8270D (SIM)
Dibenz(a,h)anthracene	ND	0.09	ug/L	1	09/30/20	WB	SW8270D (SIM)
Fluoranthene	1.2	0.47	ug/L	1	09/30/20	WB	SW8270D (SIM)
Fluorene	1.5	0.47	ug/L	1	09/30/20	WB	SW8270D (SIM)
Indeno(1,2,3-cd)pyrene	ND	0.09	ug/L	1	09/30/20	WB	SW8270D (SIM)
Naphthalene	66	0.09	ug/L	1	10/01/20	WB	SW8270D (SIM)
Phenanthrene	4.3	0.06	ug/L	1	09/30/20	WB	SW8270D (SIM)

Ver 1

Project ID: ROCKVILLE FORMER MGP
Client ID: MW-03DR

Phoenix I.D.: CG86900

Parameter	Result	RL/ PQL	Units	Dilution	Date/Time	By	
Pyrene	1.4	0.47	ug/L	1	09/30/20	WB	SW8270D (SIM)
QA/QC Surrogates							
% 2-Fluorobiphenyl	56		%	1	10/01/20	WB	30 - 130 %
% Nitrobenzene-d5	65		%	1	10/01/20	WB	30 - 130 %
% Terphenyl-d14	56		%	1	10/01/20	WB	30 - 130 %

RL/PQL=Reporting/Practical Quantitation Level ND=Not Detected BRL=Below Reporting Level
QA/QC Surrogates: Surrogates are compounds (preceeded with a %) added by the lab to determine analysis efficiency. Surrogate results(%) listed in the report are not "detected" compounds.

Comments:

TPH Comment:
**Petroleum hydrocarbon chromatogram contains a multicomponent hydrocarbon distribution in the range of C9 to C24. The sample was quantitated against a C9-C36 alkane hydrocarbon standard.

If you are the client above and have any questions concerning this testing, please do not hesitate to contact Phoenix Client Services at ext.200.
The contents of this report cannot be discussed with anyone other than the client listed above without their written consent.

Phyllis Shiller, Laboratory Director
October 05, 2020
Reviewed and Released by: Greg Lawrence, Assistant Lab Director

Environmental Laboratories, Inc.
587 East Middle Turnpike, P.O.Box 370, Manchester, CT 06045
Tel. (860) 645-1102 Fax (860) 645-0823

Analysis Report

October 05, 2020

FOR: Attn: Lynn Willey
Tighe & Bond
213 Court St, Suite 1100
Middletown, CT 06457

Sample Information		Custody Information		Date	Time
Matrix:	GROUND WATER	Collected by:		09/28/20	
Location Code:	TIGHE-EVER	Received by:	SW	09/29/20	14:33
Rush Request:	72 Hour	Analyzed by:	see "By" below		
P.O.#:	10948703				

Laboratory Data

SDG ID: GCG86900
Phoenix ID: CG86901

Project ID: ROCKVILLE FORMER MGP
Client ID: TRIP BLANK

Parameter	Result	RL/ PQL	Units	Dilution	Date/Time	By	Reference
Volatiles							
1,1,1,2-Tetrachloroethane	ND	1.0	ug/L	1	09/30/20	HM	SW8260C
1,1,1-Trichloroethane	ND	1.0	ug/L	1	09/30/20	HM	SW8260C
1,1,2,2-Tetrachloroethane	ND	0.50	ug/L	1	09/30/20	HM	SW8260C
1,1,2-Trichloroethane	ND	1.0	ug/L	1	09/30/20	HM	SW8260C
1,1-Dichloroethane	ND	1.0	ug/L	1	09/30/20	HM	SW8260C
1,1-Dichloroethene	ND	1.0	ug/L	1	09/30/20	HM	SW8260C
1,1-Dichloropropene	ND	1.0	ug/L	1	09/30/20	HM	SW8260C
1,2,3-Trichlorobenzene	ND	1.0	ug/L	1	09/30/20	HM	SW8260C
1,2,3-Trichloropropane	ND	1.0	ug/L	1	09/30/20	HM	SW8260C
1,2,4-Trichlorobenzene	ND	1.0	ug/L	1	09/30/20	HM	SW8260C
1,2,4-Trimethylbenzene	ND	1.0	ug/L	1	09/30/20	HM	SW8260C
1,2-Dibromo-3-chloropropane	ND	0.50	ug/L	1	09/30/20	HM	SW8260C
1,2-Dibromoethane	ND	0.50	ug/L	1	09/30/20	HM	SW8260C
1,2-Dichlorobenzene	ND	1.0	ug/L	1	09/30/20	HM	SW8260C
1,2-Dichloroethane	ND	0.60	ug/L	1	09/30/20	HM	SW8260C
1,2-Dichloropropane	ND	1.0	ug/L	1	09/30/20	HM	SW8260C
1,3,5-Trimethylbenzene	ND	1.0	ug/L	1	09/30/20	HM	SW8260C
1,3-Dichlorobenzene	ND	1.0	ug/L	1	09/30/20	HM	SW8260C
1,3-Dichloropropane	ND	1.0	ug/L	1	09/30/20	HM	SW8260C
1,4-Dichlorobenzene	ND	1.0	ug/L	1	09/30/20	HM	SW8260C
2,2-Dichloropropane	ND	1.0	ug/L	1	09/30/20	HM	SW8260C
2-Chlorotoluene	ND	1.0	ug/L	1	09/30/20	HM	SW8260C
2-Hexanone	ND	5.0	ug/L	1	09/30/20	HM	SW8260C
2-Isopropyltoluene	ND	1.0	ug/L	1	09/30/20	HM	SW8260C
4-Chlorotoluene	ND	1.0	ug/L	1	09/30/20	HM	SW8260C
4-Methyl-2-pentanone	ND	5.0	ug/L	1	09/30/20	HM	SW8260C

Project ID: ROCKVILLE FORMER MGP
Client ID: TRIP BLANK

Phoenix I.D.: CG86901

Parameter	Result	RL/ PQL	Units	Dilution	Date/Time	By	
Acetone	ND	25	ug/L	1	09/30/20	HM	SW8260C
Acrylonitrile	ND	0.50	ug/L	1	09/30/20	HM	SW8260C
Benzene	ND	0.70	ug/L	1	09/30/20	HM	SW8260C
Bromobenzene	ND	1.0	ug/L	1	09/30/20	HM	SW8260C
Bromochloromethane	ND	1.0	ug/L	1	09/30/20	HM	SW8260C
Bromodichloromethane	ND	0.50	ug/L	1	09/30/20	HM	SW8260C
Bromoform	ND	1.0	ug/L	1	09/30/20	HM	SW8260C
Bromomethane	ND	1.0	ug/L	1	09/30/20	HM	SW8260C
Carbon Disulfide	ND	5.0	ug/L	1	09/30/20	HM	SW8260C
Carbon tetrachloride	ND	1.0	ug/L	1	09/30/20	HM	SW8260C
Chlorobenzene	ND	1.0	ug/L	1	09/30/20	HM	SW8260C
Chloroethane	ND	1.0	ug/L	1	09/30/20	HM	SW8260C
Chloroform	ND	1.0	ug/L	1	09/30/20	HM	SW8260C
Chloromethane	ND	1.0	ug/L	1	09/30/20	HM	SW8260C
cis-1,2-Dichloroethene	ND	1.0	ug/L	1	09/30/20	HM	SW8260C
cis-1,3-Dichloropropene	ND	0.40	ug/L	1	09/30/20	HM	SW8260C
Dibromochloromethane	ND	0.50	ug/L	1	09/30/20	HM	SW8260C
Dibromomethane	ND	1.0	ug/L	1	09/30/20	HM	SW8260C
Dichlorodifluoromethane	ND	1.0	ug/L	1	09/30/20	HM	SW8260C
Ethylbenzene	ND	1.0	ug/L	1	09/30/20	HM	SW8260C
Hexachlorobutadiene	ND	0.40	ug/L	1	09/30/20	HM	SW8260C
Isopropylbenzene	ND	1.0	ug/L	1	09/30/20	HM	SW8260C
m&p-Xylene	ND	1.0	ug/L	1	09/30/20	HM	SW8260C
Methyl ethyl ketone	ND	5.0	ug/L	1	09/30/20	HM	SW8260C
Methyl t-butyl ether (MTBE)	ND	1.0	ug/L	1	09/30/20	HM	SW8260C
Methylene chloride	ND	1.0	ug/L	1	09/30/20	HM	SW8260C
Naphthalene	ND	1.0	ug/L	1	09/30/20	HM	SW8260C
n-Butylbenzene	ND	1.0	ug/L	1	09/30/20	HM	SW8260C
n-Propylbenzene	ND	1.0	ug/L	1	09/30/20	HM	SW8260C
o-Xylene	ND	1.0	ug/L	1	09/30/20	HM	SW8260C
p-Isopropyltoluene	ND	1.0	ug/L	1	09/30/20	HM	SW8260C
sec-Butylbenzene	ND	1.0	ug/L	1	09/30/20	HM	SW8260C
Styrene	ND	1.0	ug/L	1	09/30/20	HM	SW8260C
tert-Butylbenzene	ND	1.0	ug/L	1	09/30/20	HM	SW8260C
Tetrachloroethene	ND	1.0	ug/L	1	09/30/20	HM	SW8260C
Tetrahydrofuran (THF)	ND	2.5	ug/L	1	09/30/20	HM	SW8260C
Toluene	ND	1.0	ug/L	1	09/30/20	HM	SW8260C
Total Xylenes	ND	1.0	ug/L	1	09/30/20	HM	SW8260C
trans-1,2-Dichloroethene	ND	1.0	ug/L	1	09/30/20	HM	SW8260C
trans-1,3-Dichloropropene	ND	0.40	ug/L	1	09/30/20	HM	SW8260C
trans-1,4-dichloro-2-butene	ND	5.0	ug/L	1	09/30/20	HM	SW8260C
Trichloroethene	ND	1.0	ug/L	1	09/30/20	HM	SW8260C
Trichlorofluoromethane	ND	1.0	ug/L	1	09/30/20	HM	SW8260C
Trichlorotrifluoroethane	ND	1.0	ug/L	1	09/30/20	HM	SW8260C
Vinyl chloride	ND	1.0	ug/L	1	09/30/20	HM	SW8260C
QA/QC Surrogates							
% 1,2-dichlorobenzene-d4	106		%	1	09/30/20	HM	70 - 130 %
% Bromofluorobenzene	89		%	1	09/30/20	HM	70 - 130 %
% Dibromofluoromethane	101		%	1	09/30/20	HM	70 - 130 %

Ver 1

Project ID: ROCKVILLE FORMER MGP
Client ID: TRIP BLANK

Phoenix I.D.: CG86901

Parameter	Result	RL/ PQL	Units	Dilution	Date/Time	By	
% Toluene-d8	95		%	1	09/30/20	HM	70 - 130 %

RL/PQL=Reporting/Practical Quantitation Level ND=Not Detected BRL=Below Reporting Level
QA/QC Surrogates: Surrogates are compounds (preceeded with a %) added by the lab to determine analysis efficiency. Surrogate results(%) listed in the report are not "detected" compounds.

Comments:

TRIP BLANK INCLUDED.

If you are the client above and have any questions concerning this testing, please do not hesitate to contact Phoenix Client Services at ext.200.
The contents of this report cannot be discussed with anyone other than the client listed above without their written consent.



Phyllis Shiller, Laboratory Director
October 05, 2020
Reviewed and Released by: Greg Lawrence, Assistant Lab Director

Environmental Laboratories, Inc.
587 East Middle Turnpike, P.O.Box 370, Manchester, CT 06045
Tel. (860) 645-1102 Fax (860) 645-0823

QA/QC Report

October 05, 2020

QA/QC Data

SDG I.D.: GCG86900

Parameter	Blank	Blk RL	Sample Result	Dup Result	Dup RPD	LCS %	LCSD %	LCS RPD	MS %	MSD %	MS RPD	% Rec Limits	% RPD Limits
QA/QC Batch 547481 (mg/L), QC Sample No: CG87270 (CG86900)													
Mercury - Water	BRL	0.0002	<0.0002	<0.0002	NC	104			95.3			80 - 120	20
Comment:													
Additional Mercury criteria: LCS acceptance range for waters is 80-120% and for soils is 70-130%. MS acceptance range is 75-125%.													
QA/QC Batch 547369 (mg/L), QC Sample No: CG86472 (CG86900)													
ICP Metals - Aqueous													
Antimony	BRL	0.005	<0.005	<0.005	NC	98.4	98.3	0.1	97.6			80 - 120	20
Arsenic	BRL	0.004	<0.004	<0.004	NC	97.7	98.1	0.4	96.3			80 - 120	20
Barium	BRL	0.002	0.009	0.009	NC	96.4	96.5	0.1	94.4			80 - 120	20
Beryllium	BRL	0.001	<0.001	<0.001	NC	99.4	99.9	0.5	98.2			80 - 120	20
Cadmium	BRL	0.001	<0.001	<0.001	NC	101	100	1.0	97.8			80 - 120	20
Chromium	BRL	0.001	<0.001	<0.001	NC	97.8	97.8	0.0	96.3			80 - 120	20
Copper	BRL	0.005	<0.005	<0.005	NC	98.0	97.9	0.1	96.7			80 - 120	20
Lead	BRL	0.002	<0.002	<0.002	NC	99.5	99.5	0.0	96.9			80 - 120	20
Nickel	BRL	0.001	<0.001	<0.001	NC	97.7	97.9	0.2	95.3			80 - 120	20
Selenium	BRL	0.010	<0.010	<0.010	NC	95.7	97.0	1.3	92.5			80 - 120	20
Silver	BRL	0.001	<0.001	<0.001	NC	96.5	96.4	0.1	95.5			80 - 120	20
Vanadium	BRL	0.002	<0.002	<0.002	NC	98.7	98.7	0.0	97.1			80 - 120	20
Zinc	BRL	0.004	<0.004	<0.004	NC	96.2	96.3	0.1	94.2			80 - 120	20
Comment:													
Additional Criteria: LCS acceptance range is 80-120% MS acceptance range 75-125%.													
QA/QC Batch 547376 (mg/L), QC Sample No: CG86163 5X (CG86900)													
ICP MS Metals - Aqueous													
Thallium	BRL	0.0005	<0.0005	<0.0005	NC	101	103	2.0	96.8			80 - 120	20
Comment:													
Additional Criteria: LCS acceptance range is 80-120% MS acceptance range 75-125%.													

Environmental Laboratories, Inc.
587 East Middle Turnpike, P.O.Box 370, Manchester, CT 06045
Tel. (860) 645-1102 Fax (860) 645-0823

QA/QC Report

October 05, 2020

QA/QC Data

SDG I.D.: GCG86900

Parameter	Blank	Blk RL	Sample Result	Dup Result	Dup RPD	LCS %	LCSD %	LCS RPD	MS %	MSD %	MS RPD	% Rec Limits	% RPD Limits	
QA/QC Batch 547749 (mg/L), QC Sample No: CG86900 (CG86900)														
Total Cyanide	BRL	0.010	<0.010	<0.010	NC	96.8			111			90 - 110	20	m
Comment:														
Additional: LCS acceptance range is 80-120% for soils MS acceptance range 75-125% for soils														

m = This parameter is outside laboratory MS/MSD specified recovery limits.

Environmental Laboratories, Inc.
587 East Middle Turnpike, P.O.Box 370, Manchester, CT 06045
Tel. (860) 645-1102 Fax (860) 645-0823

QA/QC Report

October 05, 2020

QA/QC Data

SDG I.D.: GCG86900

Parameter	Blank	Blk RL	LCS %	LCSD %	LCS RPD	MS %	MSD %	MS RPD	% Rec Limits	% RPD Limits	
QA/QC Batch 547387 (mg/L), QC Sample No: CG86805 (CG86900)											
TPH by GC (Extractable Products) - Ground Water											
Ext. Petroleum H.C. (C9-C36)	ND	0.10	92	105	13.2				60 - 120	30	
% n-Pentacosane	89	%	72	80	10.5				50 - 150	20	
Comment:											
Additional surrogate criteria: LCS acceptance range is 60-120% MS acceptance range 50-150%. The ETPH/DRO LCS has been normalized based on the alkane calibration.											
QA/QC Batch 547385 (ug/L), QC Sample No: CG86390 (CG86900)											
Semivolatiles by SIM, PAH - Ground Water											
2-Methylnaphthalene	ND	0.50	60	59	1.7				30 - 130	20	
Acenaphthene	ND	0.50	61	61	0.0				30 - 130	20	
Acenaphthylene	ND	0.10	61	48	23.9				30 - 130	20	r
Anthracene	ND	0.10	62	55	12.0				30 - 130	20	
Benz(a)anthracene	ND	0.02	86	84	2.4				30 - 130	20	
Benzo(a)pyrene	ND	0.02	65	36	57.4				30 - 130	20	r
Benzo(b)fluoranthene	ND	0.02	80	66	19.2				30 - 130	20	
Benzo(ghi)perylene	ND	0.02	62	41	40.8				30 - 130	20	r
Benzo(k)fluoranthene	ND	0.02	51	45	12.5				30 - 130	20	
Chrysene	ND	0.02	70	74	5.6				30 - 130	20	
Dibenz(a,h)anthracene	ND	0.02	68	61	10.9				30 - 130	20	
Fluoranthene	ND	0.50	58	53	9.0				30 - 130	20	
Fluorene	ND	0.10	58	61	5.0				30 - 130	20	
Indeno(1,2,3-cd)pyrene	ND	0.02	72	37	64.2				30 - 130	20	r
Naphthalene	ND	0.50	58	59	1.7				30 - 130	20	
Phenanthrene	ND	0.06	66	62	6.3				30 - 130	20	
Pyrene	ND	0.07	53	42	23.2				30 - 130	20	r
% 2-Fluorobiphenyl	50	%	58	59	1.7				30 - 130	20	
% Nitrobenzene-d5	64	%	73	64	13.1				30 - 130	20	
% Terphenyl-d14	49	%	53	48	9.9				30 - 130	20	
Comment:											
Additional 8270 criteria:20% of compounds can be outside of acceptance criteria as long as recovery is at least 10%. (Acid surrogates acceptance range for aqueous samples: 15-110%, for soils 30-130%)											
QA/QC Batch 547715 (ug/L), QC Sample No: CG86880 (CG86900, CG86901)											
Volatiles - Ground Water											
1,1,1,2-Tetrachloroethane	ND	1.0	90	97	7.5				70 - 130	30	
1,1,1-Trichloroethane	ND	1.0	83	91	9.2				70 - 130	30	
1,1,2,2-Tetrachloroethane	ND	0.50	90	99	9.5				70 - 130	30	
1,1,2-Trichloroethane	ND	1.0	90	98	8.5				70 - 130	30	
1,1-Dichloroethane	ND	1.0	89	96	7.6				70 - 130	30	
1,1-Dichloroethene	ND	1.0	87	91	4.5				70 - 130	30	
1,1-Dichloropropene	ND	1.0	84	93	10.2				70 - 130	30	
1,2,3-Trichlorobenzene	ND	1.0	95	106	10.9				70 - 130	30	

QA/QC Data

SDG I.D.: GCG86900

Parameter	Blank	Blk RL	LCS %	LCSD %	LCS RPD	MS %	MSD %	MS RPD	% Rec Limits	% RPD Limits
1,2,3-Trichloropropane	ND	1.0	94	99	5.2				70 - 130	30
1,2,4-Trichlorobenzene	ND	1.0	88	97	9.7				70 - 130	30
1,2,4-Trimethylbenzene	ND	1.0	103	111	7.5				70 - 130	30
1,2-Dibromo-3-chloropropane	ND	1.0	88	92	4.4				70 - 130	30
1,2-Dibromoethane	ND	1.0	88	99	11.8				70 - 130	30
1,2-Dichlorobenzene	ND	1.0	85	93	9.0				70 - 130	30
1,2-Dichloroethane	ND	1.0	87	93	6.7				70 - 130	30
1,2-Dichloropropane	ND	1.0	81	90	10.5				70 - 130	30
1,3,5-Trimethylbenzene	ND	1.0	101	109	7.6				70 - 130	30
1,3-Dichlorobenzene	ND	1.0	94	103	9.1				70 - 130	30
1,3-Dichloropropane	ND	1.0	95	102	7.1				70 - 130	30
1,4-Dichlorobenzene	ND	1.0	88	93	5.5				70 - 130	30
2,2-Dichloropropane	ND	1.0	89	93	4.4				70 - 130	30
2-Chlorotoluene	ND	1.0	93	99	6.3				70 - 130	30
2-Hexanone	ND	5.0	87	94	7.7				70 - 130	30
2-Isopropyltoluene	ND	1.0	99	112	12.3				70 - 130	30
4-Chlorotoluene	ND	1.0	94	103	9.1				70 - 130	30
4-Methyl-2-pentanone	ND	5.0	89	102	13.6				70 - 130	30
Acetone	ND	5.0	98	102	4.0				70 - 130	30
Acrylonitrile	ND	5.0	116	122	5.0				70 - 130	30
Benzene	ND	0.70	90	96	6.5				70 - 130	30
Bromobenzene	ND	1.0	91	95	4.3				70 - 130	30
Bromochloromethane	ND	1.0	91	98	7.4				70 - 130	30
Bromodichloromethane	ND	0.50	88	96	8.7				70 - 130	30
Bromoform	ND	1.0	92	97	5.3				70 - 130	30
Bromomethane	ND	1.0	90	89	1.1				70 - 130	30
Carbon Disulfide	ND	1.0	93	101	8.2				70 - 130	30
Carbon tetrachloride	ND	1.0	81	89	9.4				70 - 130	30
Chlorobenzene	ND	1.0	88	97	9.7				70 - 130	30
Chloroethane	ND	1.0	90	97	7.5				70 - 130	30
Chloroform	ND	1.0	91	97	6.4				70 - 130	30
Chloromethane	ND	1.0	89	95	6.5				70 - 130	30
cis-1,2-Dichloroethene	ND	1.0	86	93	7.8				70 - 130	30
cis-1,3-Dichloropropene	ND	0.40	100	109	8.6				70 - 130	30
Dibromochloromethane	ND	0.50	93	100	7.3				70 - 130	30
Dibromomethane	ND	1.0	83	88	5.8				70 - 130	30
Dichlorodifluoromethane	ND	1.0	79	85	7.3				70 - 130	30
Ethylbenzene	ND	1.0	95	103	8.1				70 - 130	30
Hexachlorobutadiene	ND	0.40	86	92	6.7				70 - 130	30
Isopropylbenzene	ND	1.0	92	105	13.2				70 - 130	30
m&p-Xylene	ND	1.0	96	106	9.9				70 - 130	30
Methyl ethyl ketone	ND	5.0	93	100	7.3				70 - 130	30
Methyl t-butyl ether (MTBE)	ND	1.0	92	96	4.3				70 - 130	30
Methylene chloride	ND	1.0	89	94	5.5				70 - 130	30
Naphthalene	ND	1.0	96	107	10.8				70 - 130	30
n-Butylbenzene	ND	1.0	94	106	12.0				70 - 130	30
n-Propylbenzene	ND	1.0	94	105	11.1				70 - 130	30
o-Xylene	ND	1.0	99	110	10.5				70 - 130	30
p-Isopropyltoluene	ND	1.0	102	110	7.5				70 - 130	30
sec-Butylbenzene	ND	1.0	104	115	10.0				70 - 130	30
Styrene	ND	1.0	105	114	8.2				70 - 130	30
tert-Butylbenzene	ND	1.0	94	107	12.9				70 - 130	30
Tetrachloroethene	ND	1.0	83	93	11.4				70 - 130	30

QA/QC Data

SDG I.D.: GCG86900

Parameter	Blank	Blk RL	LCS %	LCSD %	LCS RPD	MS %	MSD %	MS RPD	% Rec Limits	% RPD Limits
Tetrahydrofuran (THF)	ND	2.5	101	106	4.8				70 - 130	30
Toluene	ND	1.0	90	98	8.5				70 - 130	30
trans-1,2-Dichloroethene	ND	1.0	100	108	7.7				70 - 130	30
trans-1,3-Dichloropropene	ND	0.40	99	105	5.9				70 - 130	30
trans-1,4-dichloro-2-butene	ND	5.0	105	110	4.7				70 - 130	30
Trichloroethene	ND	1.0	84	92	9.1				70 - 130	30
Trichlorofluoromethane	ND	1.0	81	88	8.3				70 - 130	30
Trichlorotrifluoroethane	ND	1.0	81	86	6.0				70 - 130	30
Vinyl chloride	ND	1.0	96	103	7.0				70 - 130	30
% 1,2-dichlorobenzene-d4	104	%	99	98	1.0				70 - 130	30
% Bromofluorobenzene	90	%	100	103	3.0				70 - 130	30
% Dibromofluoromethane	104	%	99	94	5.2				70 - 130	30
% Toluene-d8	98	%	99	101	2.0				70 - 130	30

Comment:

A LCS and LCS Duplicate were performed instead of a matrix spike and matrix spike duplicate.

Additional 8260 criteria: 10% of LCS/LCSD compounds can be outside of acceptance criteria as long as recovery is 40-160%, 25-160% for Chloroethane-HL and Trichlorofluoromethane-HL.

QA/QC Batch 548135 (ug/L), QC Sample No: CG88655 (CG86900 (10X))

Volatiles - Ground Water

Naphthalene	ND	1.0	98	101	3.0				70 - 130	30
% 1,2-dichlorobenzene-d4	94	%	103	100	3.0				70 - 130	30
% Bromofluorobenzene	87	%	96	99	3.1				70 - 130	30
% Dibromofluoromethane	98	%	94	103	9.1				70 - 130	30
% Toluene-d8	95	%	101	103	2.0				70 - 130	30

Comment:

A LCS and LCS Duplicate were performed instead of a matrix spike and matrix spike duplicate.

Additional 8260 criteria: 10% of LCS/LCSD compounds can be outside of acceptance criteria as long as recovery is 40-160%, 25-160% for Chloroethane-HL and Trichlorofluoromethane-HL.

r = This parameter is outside laboratory RPD specified recovery limits.

If there are any questions regarding this data, please call Phoenix Client Services at extension 200.

RPD - Relative Percent Difference
LCS - Laboratory Control Sample
LCSD - Laboratory Control Sample Duplicate
MS - Matrix Spike
MS Dup - Matrix Spike Duplicate
NC - No Criteria
Intf - Interference

Phyllis Shiller, Laboratory Director
October 05, 2020

Monday, October 05, 2020

Criteria: CT: GWP, RV, SWP

State: CT

Sample Criteria Exceedances Report

GCG86900 - TIGHE-EVER

SampNo	Acode	Phoenix Analyte	Criteria	Result	RL	Criteria	RL Criteria	Analysis Units
CG86900	$8100CTSIMR	Benz(a)anthracene	CT / RSR GWPC (ug/l) / Semivolatiles	0.23	0.05	0.06	0.06	ug/L
CG86900	$8100CTSIMR	Phenanthrene	CT / RSR SWPC (ug/l) / Semivolatiles	4.3	0.06	0.077	0.077	ug/L
CG86900	$8100CTSIMR	Acenaphthylene	CT / RSR SWPC (ug/l) / Semivolatiles	4.9	0.28	0.3	0.3	ug/L
CG86900	$8260GWR	1,2-Dibromo-3-chloropropane	CT / RSR GWPC (ug/l) / APS Organics	ND	0.50	0.2	0.2	ug/L
CG86900	$8260GWR	Benzene	CT / RSR GWPC (ug/l) / Volatiles	5.4	0.70	1	1	ug/L
CG86900	$8260GWR	1,2-Dibromoethane	CT / RSR GWPC (ug/l) / Volatiles	ND	0.50	0.05	0.05	ug/L
CG86900	$ETPH_WMR	Ext. Petroleum H.C. (C9-C36)	CT / RSR GWPC (ug/l) / Pest/PCB/TPH	0.27	0.066	0.25	0.25	mg/L
CG86900	$ETPH_WMR	Ext. Petroleum H.C. (C9-C36)	CT / RSR SWPC (ug/l) / APS Organics	0.27	0.066	0.25	0.25	mg/L
CG86901	$8260GWR	1,2-Dibromo-3-chloropropane	CT / RSR GWPC (ug/l) / APS Organics	ND	0.50	0.2	0.2	ug/L
CG86901	$8260GWR	1,2-Dibromoethane	CT / RSR GWPC (ug/l) / Volatiles	ND	0.50	0.05	0.05	ug/L

Phoenix Laboratories does not assume responsibility for the data contained in this exceedance report. It is provided as an additional tool to identify requested criteria exceedences. All efforts are made to ensure the accuracy of the data (obtained from appropriate agencies). A lack of exceedence information does not necessarily suggest conformance to the criteria. It is ultimately the site professional's responsibility to determine appropriate compliance.

REASONABLE CONFIDENCE PROTOCOL
LABORATORY ANALYSIS QA/QC CERTIFICATION FORM

Laboratory Name: Phoenix Environmental Labs, Inc. ***Client:*** Tighe & Bond

Project Location: ROCKVILLE FORMER MGP ***Project Number:***

Laboratory Sample ID(s): CG86900, CG86901 ***Sampling Date(s):*** 9/28/2020

List RCP Methods Used (e.g., 8260, 8270, et cetera) 6010, 7470/7471, 8260, 8270, ETPH

1	**For each analytical method referenced in this laboratory report package, were all specified QA/QC performance criteria followed, including the requirement to explain any criteria falling outside of acceptable guidelines, as specified in the CT DEP method-specific Reasonable Confidence Protocol documents?**	☑ Yes ☐ No
1A	**Were the method specified preservation and holding time requirements met?**	☑ Yes ☐ No
1B	***VPH and EPH methods only:*** **Was the VPH or EPH method conducted without significant modifications (see section 11.3 of respective RCP methods)**	☐ Yes ☐ No ☑ NA
2	**Were all samples received by the laboratory in a condition consistent with that described on the associated Chain-of-Custody document(s)?**	☑ Yes ☐ No
3	**Were samples received at an appropriate temperature (< 6 Degrees C)?**	☑ Yes ☐ No ☐ NA
4	**Were all QA/QC performance criteria specified in the Reasonable Confidence Protocol documents acheived? See Sections: Cyanide Narration, SVOASIM Narration.**	☐ Yes ☑ No
5	**a) Were reporting limits specified or referenced on the chain-of-custody?** **b) Were these reporting limits met?**	☑ Yes ☐ No ☐ Yes ☑ No
6	**For each analytical method referenced in this laboratory report package, were results reported for all constituents identified in the method-specific analyte lists presented in the Reasonable Confidence Protocol documents?**	☐ Yes ☑ No
7	**Are project-specific matrix spikes and laboratory duplicates included in the data set?**	☑ Yes ☐ No

Notes: For all questions to which the response was "No" (with the exception of question #7), additional information must be provided in an attached narrative. If the answer to question #1, #1A or 1B is "No", the data package does not meet the requirements for "Reasonable Confidence". This form may not be altered and all questions must be answered.

I, the undersigned, attest under the pains and penalties of perjury that, to the best of my knowledge and belief and based upon my personal inquiry of those responsible for providing the information contained in this analytical report, such information is accurate and complete.

Authorized Signature: _____ **Position:** Assistant Lab Director

Printed Name: Greg Lawrence **Date:** Monday, October 05, 2020

Name of Laboratory Phoenix Environmental Labs, Inc.

This certification form is to be used for RCP methods only.

CTDEP RCP Laboratory Analysis QA/QC Certification Form - November 2007
Laboratory Quality Assurance and Quality Control Guidance Reasonable Confidence Protocols

Environmental Laboratories, Inc.
587 East Middle Turnpike, P.O.Box 370, Manchester, CT 06045
Tel. (860) 645-1102 Fax (860) 645-0823

ACCREDITED IN ACCORDANCE WITH nelac NY # 11301

RCP Certification Report

October 05, 2020

SDG I.D.: GCG86900

SDG Comments

8270 Semi-volatile Organics:
Only the PAH constituents are reported as requested on the chain-of-custody. In order to achieve the requested reporting levels for the target compounds, the sample was extracted and analyzed via 8270 selective ion monitoring (SIM).

Volatile 8260 analysis:
1,2-Dibromoethane and 1,2-Dibromo-3-chloropropane do not meet the GWP these compounds are analyzed by GC/ECD to achieve this criteria.

Cyanide Narration

Were all QA/QC performance criteria specified in the Reasonable Confidence Protocol documents achieved? No.

QC Batch 547749 (Samples: CG86900): -----

The MS recovery is above the upper range but the analyte that was not reported in the sample(s), therefore no significant bias is suspected. (Total Cyanide)

Instrument:

LACHAT 10/02/20-1 Eric Geyer, Chemist 10/02/20

CG86900

The samples were distilled in accordance with the method.
The initial calibration met criteria.

The calibration check standards (ICV,CCV) were within 15% of true value and were analyzed at a frequencey of one per ten samples.
The continuing calibration blanks (ICB,CCB) had concentrations less than the reporting level.

The method blank, laboratory control sample (LCS), and matrix spike were distilled with the samples.

QC (Site Specific):

Batch 547749 (CG86900)

CG86900

All LCS recoveries were within 90 - 110 with the following exceptions: None.
All MS recoveries were within 90 - 110 with the following exceptions: Total Cyanide(111%)
A matrix effect is suspected when a MS/MSD recovery is outside of criteria. No further action is required if LCS/LCSD compounds are within criteria.
Additional: LCS acceptance range is 80-120% for soils MS acceptance range 75-125% for soils

ETPH Narration

Were all QA/QC performance criteria specified in the Reasonable Confidence Protocol documents achieved? Yes.

Instrument:

AU-XL1 09/30/20-1 Jeff Bucko, Chemist 09/30/20

CG86900 (1X)

The initial calibration (ETPH929I) RSD for the compound list was less than 30% except for the following compounds: None.
As per section 7.2.3, a discrimination check standard was run (930A003_1) and contained the following outliers: None.
The continuing calibration %D for the compound list was less than 30% except for the following compounds:None.

Environmental Laboratories, Inc.
587 East Middle Turnpike, P.O.Box 370, Manchester, CT 06045
Tel. (860) 645-1102 Fax (860) 645-0823

NY # 11301

RCP Certification Report

October 05, 2020

SDG I.D.: GCG86900

ETPH Narration

QC (Batch Specific):

Batch 547387 (CG86805)

CG86900

All LCS recoveries were within 60 - 120 with the following exceptions: None.
All LCSD recoveries were within 60 - 120 with the following exceptions: None.
All LCS/LCSD RPDs were less than 30% with the following exceptions: None.
Additional surrogate criteria: LCS acceptance range is 60-120% MS acceptance range 50-150%. The ETPH/DRO LCS has been normalized based on the alkane calibration.

Mercury Narration

Were all QA/QC performance criteria specified in the analytical method achieved? Yes.

Instrument:

MERLIN 09/30/20 07:58 Rick Schweitzer, Chemist 09/30/20

CG86900

The method preparation blank, ICB, and CCBs contain all of the acids and reagents as the samples.
The initial calibration met all criteria including a standard run at or below the reporting level.
All calibration verification standards (ICV, CCV) met criteria.
All calibration blank verification standards (ICB, CCB) met criteria.
The matrix spike sample is used to identify spectral interference for each batch of samples, if within 85-115%, no interference is observed and no further action is taken.
The following Initial Calibration Verification (ICV) compounds did not meet criteria: None.
The following Continuing Calibration Verification (CCV) compounds did not meet criteria: None.

QC (Batch Specific):

Batch 547481 (CG87270)

CG86900

All LCS recoveries were within 80 - 120 with the following exceptions: None.
Additional Mercury criteria: LCS acceptance range for waters is 80-120% and for soils is 70-130%. MS acceptance range is 75-125%.

ICP Metals Narration

Were all QA/QC performance criteria specified in the analytical method achieved? Yes.

Instrument:

BLUE 09/30/20 10:49 Tina Hall, Chemist 09/30/20

CG86900

The initial calibration met criteria.
The continuing calibration standards met criteria for all the elements reported. The linear range is defined daily by the calibration range.
The continuing calibration blanks were less than the reporting level for the elements reported.
The ICSA and ICSAB were analyzed at the beginning and end of the run and were within criteria.The linear range is defined daily by the calibration range.

Environmental Laboratories, Inc.
587 East Middle Turnpike, P.O.Box 370, Manchester, CT 06045
Tel. (860) 645-1102 Fax (860) 645-0823

NY # 11301

Certification Report

October 05, 2020

SDG I.D.: GCG86900

ICP Metals Narration

The following Initial Calibration Verification (ICV) compounds did not meet criteria: None.
The following Continuing Calibration Verification (CCV) compounds did not meet criteria: None.
The following ICP Interference Check (ICSAB) compounds did not meet criteria: None.

QC (Batch Specific):

Batch 547369 (CG86472)

CG86900

All LCS recoveries were within 80 - 120 with the following exceptions: None.
All LCSD recoveries were within 80 - 120 with the following exceptions: None.
All LCS/LCSD RPDs were less than 20% with the following exceptions: None.
Additional Criteria: LCS acceptance range is 80-120% MS acceptance range 75-125%.

ICPMS Metals Narration

Were all QA/QC performance criteria specified in the analytical method achieved? Yes.

Instrument:

ICPMS 09/30/20 15:19 Mike Hornak, Chemist 09/30/20

CG86900

The linear range is defined daily by the calibration range.
The following Initial Calibration Verification (ICV) compounds did not meet criteria: None.
The following Continuing Calibration Verification (CCV) compounds did not meet criteria: None.
The following samples did not meet internal standard criteria: None.

QC (Batch Specific):

Batch 547376 (CG86163)

CG86900

All LCS recoveries were within 80 - 120 with the following exceptions: None.
All LCSD recoveries were within 80 - 120 with the following exceptions: None.
All LCS/LCSD RPDs were less than 20% with the following exceptions: None.
Additional Criteria: LCS acceptance range is 80-120% MS acceptance range 75-125%.

SVOA Narration

Were all QA/QC performance criteria specified in the Reasonable Confidence Protocol documents achieved? Yes.

Instrument:

CHEM34 10/01/20-1 Wes Bryon, Chemist 10/01/20

CG86900 (1X)

Initial Calibration Evaluation (CHEM34/34_BN_0921):
100% of target compounds met criteria.
The following compounds had %RSDs >20%: None.
The following compounds did not meet recommended response factors: None.
The following compounds did not meet a minimum response factors: None.

Continuing Calibration Verification (CHEM34/1001_04-34_BN_0921):

Environmental Laboratories, Inc.
587 East Middle Turnpike, P.O.Box 370, Manchester, CT 06045
Tel. (860) 645-1102 Fax (860) 645-0823

RCP Certification Report

October 05, 2020

SDG I.D.: GCG86900

SVOA Narration

Internal standard areas were within 50 to 200% of the initial calibration with the following exceptions: None.
100% of target compounds met criteria.
The following compounds did not meet % deviation criteria: None.
The following compounds did not meet maximum % deviations: None.
The following compounds did not meet recommended response factors: None.
The following compounds did not meet minimum response factors: None.

QC (Batch Specific):

Batch 547385 (CG86390)

CG86900

All LCS recoveries were within 30 - 130 with the following exceptions: None.
All LCSD recoveries were within 30 - 130 with the following exceptions: None.
All LCS/LCSD RPDs were less than 20% with the following exceptions: Acenaphthylene(23.9%), Benzo(a)pyrene(57.4%), Benzo(ghi)perylene(40.8%), Indeno(1,2,3-cd)pyrene(64.2%), Pyrene(23.2%)
Additional 8270 criteria:20% of compounds can be outside of acceptance criteria as long as recovery is at least 10%. (Acid surrogates acceptance range for aqueous samples: 15-110%, for soils 30-130%)
Additional 8270 criteria: 20% of compounds can be outside of acceptance criteria as long as recovery is at least 10%. (Acid surrogates acceptance range for aqueous samples: 15-110%, for soils 30-130%)

SVOASIM Narration

Were all QA/QC performance criteria specified in the Reasonable Confidence Protocol documents achieved? No.

QC Batch 547385 (Samples: CG86900): -----

The LCS/LCSD RPD exceeds the method criteria for one or more analytes, but these analytes were not reported in the sample(s) so no variability is suspected. (Benzo(a)pyrene, Benzo(ghi)perylene, Indeno(1,2,3-cd)pyrene)

The LCS/LCSD RPD exceeds the method criteria for one or more analytes, therefore there may be variability in the reported result. (Acenaphthylene, Pyrene)

Instrument:

CHEM33 09/30/20-1 Wes Bryon, Chemist 09/30/20

CG86900 (1X)

Initial Calibration Evaluation (CHEM33/33_PAHSIM_0910):
100% of target compounds met criteria.
The following compounds had %RSDs >20%: None.
The following compounds did not meet recommended response factors: None.
The following compounds did not meet a minimum response factors: None.

Continuing Calibration Verification (CHEM33/0930_03-33_PAHSIM_0910):
Internal standard areas were within 50 to 200% of the initial calibration with the following exceptions: None.
100% of target compounds met criteria.
The following compounds did not meet % deviation criteria: None.
The following compounds did not meet maximum % deviations: None.
The following compounds did not meet recommended response factors: None.
The following compounds did not meet minimum response factors: None.

Environmental Laboratories, Inc.
587 East Middle Turnpike, P.O.Box 370, Manchester, CT 06045
Tel. (860) 645-1102 Fax (860) 645-0823

NY # 11301

RCP Certification Report

October 05, 2020

SDG I.D.: GCG86900

SVOASIM Narration

QC (Batch Specific):

Batch 547385 (CG86390)

CG86900

All LCS recoveries were within 30 - 130 with the following exceptions: None.
All LCSD recoveries were within 30 - 130 with the following exceptions: None.
All LCS/LCSD RPDs were less than 20% with the following exceptions: Acenaphthylene(23.9%), Benzo(a)pyrene(57.4%), Benzo(ghi)perylene(40.8%), Indeno(1,2,3-cd)pyrene(64.2%), Pyrene(23.2%)
Additional 8270 criteria:20% of compounds can be outside of acceptance criteria as long as recovery is at least 10%. (Acid surrogates acceptance range for aqueous samples: 15-110%, for soils 30-130%)

VOA Narration

Were all QA/QC performance criteria specified in the Reasonable Confidence Protocol documents achieved? Yes.

Instrument:

CHEM15 09/30/20-2 Harry Mullin, Chemist 09/30/20

CG86900 (1X), CG86901 (1X)

Initial Calibration Evaluation (CHEM15/VOA15-092920):
92% of target compounds met criteria.
The following compounds had %RSDs >20%: 1,2,4-Trimethylbenzene 21% (20%), Acrylonitrile 39% (20%), Bromomethane 36% (20%), Naphthalene 30% (20%), o-Xylene 21% (20%), p-Isopropyltoluene 24% (20%)
The following compounds did not meet Table 4 recommended minimum response factors: Bromomethane 0.093 (0.1)
The following compounds did not meet the minimum response factor of 0.05: None.

Continuing Calibration Verification (CHEM15/0930B28-VOA15-092920):
Internal standard areas were within 50 to 200% of the initial calibration with the following exceptions: None.
100% of target compounds met criteria.
The following compounds did not meet % deviation criteria: None.
The following compounds did not meet maximum % deviations: None.
The following compounds did not meet Table 4 recommended minimum response factors: None.

CHEM17 10/02/20-1 Michael Hahn, Chemist 10/02/20

CG86900 (10X)

Chem 17 is a 25ml purge instrument. The laboratory minimum response factor is set at 0.01 instead of 0.05 for the 25ml purge instruments.
EPA method 8260D Table 4 supports this approach.

Initial Calibration Evaluation (CHEM17/VT-093020):
93% of target compounds met criteria.
The following compounds had %RSDs >20%: Naphthalene 24% (20%)
The following compounds did not meet Table 4 recommended minimum response factors: None.
The following compounds did not meet the minimum response factor of 0.05: None.

Continuing Calibration Verification (CHEM17/1002_02-VT-093020):
Internal standard areas were within 50 to 200% of the initial calibration with the following exceptions: None.
98% of target compounds met criteria.
The following compounds did not meet % deviation criteria: None.
The following compounds did not meet maximum % deviations: None.

Environmental Laboratories, Inc.
587 East Middle Turnpike, P.O.Box 370, Manchester, CT 06045
Tel. (860) 645-1102 Fax (860) 645-0823

ACCREDITED IN ACCORDANCE WITH nelac NY # 11301

RCP Certification Report

October 05, 2020

SDG I.D.: GCG86900

VOA Narration

The following compounds did not meet Table 4 recommended minimum response factors: None.

QC (Batch Specific):

Batch 547715 (CG86880) CHEM15 9/30/2020-2

CG86900(1X), CG86901(1X)

All LCS recoveries were within 70 - 130 with the following exceptions: None.
All LCSD recoveries were within 70 - 130 with the following exceptions: None.
All LCS/LCSD RPDs were less than 30% with the following exceptions: None.
A LCS and LCS Duplicate were performed instead of a matrix spike and matrix spike duplicate.
Additional 8260 criteria: 10% of LCS/LCSD compounds can be outside of acceptance criteria as long as recovery is 40-160%, 25-160% for Chloroethane-HL and Trichlorofluoromethane-HL.

Batch 548135 (CG88655) CHEM17 10/2/2020-1

CG86900(10X)

All LCS recoveries were within 70 - 130 with the following exceptions: None.
All LCSD recoveries were within 70 - 130 with the following exceptions: None.
All LCS/LCSD RPDs were less than 30% with the following exceptions: None.
A LCS and LCS Duplicate were performed instead of a matrix spike and matrix spike duplicate.
Additional 8260 criteria: 10% of LCS/LCSD compounds can be outside of acceptance criteria as long as recovery is 40-160%, 25-160% for Chloroethane-HL and Trichlorofluoromethane-HL.

Temperature Narration

The samples were received at 2.3C with cooling initiated.
(Note acceptance criteria for relevant matrices is above freezing up to 6°C)

Cooler: Yes ~~No~~ Coolant: IPK ~~ICE~~ No

CHAIN OF CUSTODY RECORD

Temp 2-3 °C Pg 1 of 1

PHOENIX *Environmental Laboratories, Inc.*

587 East Middle Turnpike, P.O. Box 370, Manchester, CT 06040
Email: info@phoenixlabs.com Fax (860) 645-0823
Client Services (860) 645-8726

Data Delivery/Contact Options:
☐ Fax:
☐ Phone:
☒ Email: 7 1099 46685 Rockville MGP

Customer: Tighe & Bond, Inc.
Address: 213 Court St., Suite 1100, Middletown, CT

Project: Rockville Former MGP
Report to: drew.blicharz, eversource.com / lewillie@tighebond.com
Invoice to: Drew Blicharz / Lynn Willey
QUOTE # Eversource Direct Bill - Atta Drew Blicharz → EV022520B9

Project P.O:

This section MUST be completed with Bottle Quantities.

Client Sample - Information - Identification

Sampler's Signature: _____ Date: 9/28/20

Matrix Code:
DW=Drinking Water **GW**=Ground Water **SW**=Surface Water **WW**=Waste Water
RW=Raw Water **SE**=Sediment **SL**=Sludge **S**=Soil **SD**=Solid **W**=Wipe **OIL**=Oil
B=Bulk **L**=Liquid **X** = _____(Other)

Analysis Request

PHOENIX USE ONLY SAMPLE #	Customer Sample Identification	Sample Matrix	Date Sampled	Time Sampled	VOC 8260C	PAH 8270D SIM	ETPH	RSR Metals	TCN	MS/MSD *	GL Amber 8 oz. w/H3PO4	Soil VOA Vials [ ] methanol [ ] H2O	GL Soil container ( ) oz	GL Soil container ( ) oz	40 ml VOA Vial [ ] As is [ ] HCL	GL Amber 1000ml [X] As is [ ] H2SO4	PL As is [ ] 250ml [ ] 500ml [ ] 1000ml	PL H2SO4 [ ] 250ml [ ] 500ml	PL HNO3 250ml	PL NaOH 250ml	Bacteria Bottle w/thio	Bacteria Bottle as is
86900	MW-03DR	GW	9/28/20	1320	X	X	X	X	X								6	4			1	1
86901	Trip blank	GW	9/28/20	1320	X												2					

Relinquished by:	Accepted by:	Date:	Time:
	T+B Fridge	9/28/20	1810
		9/29/20	1334
		9/29	1433

Comments, Special Requirements or Regulations:
Groundwater CoC RCRA Rockville MGP Site

Turnaround Time:
☐ 1 Day*
☐ 2 Days*
☐ 3 Days*
☒ Standard 5 Day
☐ Other
* SURCHARGE APPLIES

*MS/MSD are considered site samples and will be billed as such in accordance with the prices quoted.

RI
☐ (Residential) Direct Exposure
☐ (Comm/Industrial) Direct Exposure
☐ GA Leachability
☐ GB Leachability
☐ GA-GW Objectives
☐ GB-GW Objectives

CT
☒ RCP Cert
☐ GW Protection
☒ SW Protection
☐ GA Mobility
☐ GB Mobility
☐ Residential DEC
☐ I/C DEC
☒ Other RES VC

MA
☐ MCP Certification
☐ GW-1 ☐ MWRA eSMART
☐ GW-2 ☐ S-1 10% CALC
☐ GW-3
☐ S-1 GW-1 ☐ S-1 GW-2 ☐ S-1 GW-3
☐ S-2 GW-1 ☐ S-2 GW-2 ☐ S-2 GW-3
☐ S-3 GW-1 ☐ S-3 GW-2 ☐ S-3 GW-3
☐ SW Protection

State where samples were collected: CT

Data Format
☐ Excel
☐ PDF
☐ GIS/Key
☐ EQuIS
☒ Other Envirodata

Data Package
☐ Tier II Checklist
☐ Full Data Package*
☒ Phoenix Std Report
☐ Other
* SURCHARGE APPLIES

PEL-126 REV. 06/20

The Connecticut Light and Power Company
d/b/a Eversource Energy
Docket No. 26-05-10
Date Issued September 29, 2026
RSR-032 Attachment 9
Page 717 of 897

PHOENIX
Environmental Laboratories, Inc.

Tuesday, November 10, 2020

Attn: Ms. Lynn Willey
Tighe & Bond
213 Court St, Suite 1100
Middletown, CT 06457

Project ID: ROCKVILLE MGP
SDG ID: GCH10484
Sample ID#s: CH10484 - CH10487

This laboratory is in compliance with the NELAC requirements of procedures used except where indicated.

This report contains results for the parameters tested, under the sampling conditions described on the Chain Of Custody, as received by the laboratory. This report is incomplete unless all pages indicated in the pagination at the bottom of the page are included.

A scanned version of the COC form accompanies the analytical report and is an exact duplicate of the original.

If you are the client above and have any questions concerning this testing, please do not hesitate to contact Phoenix Client Services at ext.200. The contents of this report cannot be discussed with anyone other than the client listed above without their written consent.

Sincerely yours,

Phyllis Shiller
Laboratory Director

NELAC - #NY11301
CT Lab Registration #PH-0618
MA Lab Registration #M-CT007
ME Lab Registration #CT-007
NH Lab Registration #213693-A,B
NJ Lab Registration #CT-003
NY Lab Registration #11301
PA Lab Registration #68-03530
RI Lab Registration #63
UT Lab Registration #CT00007
VT Lab Registration #VT11301

Environmental Laboratories, Inc.
587 East Middle Turnpike, P.O.Box 370, Manchester, CT 06045
Tel. (860) 645-1102 Fax (860) 645-0823

NY # 11301

SDG Comments

November 10, 2020

SDG I.D.: GCH10484

Volatile 8260 analysis:
1,2-Dibromoethane and 1,2-Dibromo-3-chloropropane do not meet GWP criteria, these compounds are analyzed by GC/ECD to achieve this criteria.

Environmental Laboratories, Inc.
587 East Middle Turnpike, P.O.Box 370, Manchester, CT 06045
Tel. (860) 645-1102 Fax (860) 645-0823

Sample Id Cross Reference

November 10, 2020

SDG I.D.: GCH10484

Project ID: ROCKVILLE MGP

Client Id	Lab Id	Matrix
MW-42S	CH10484	GROUND WATER
MW-43S	CH10485	GROUND WATER
MW-43M	CH10486	GROUND WATER
TB	CH10487	WATER

Environmental Laboratories, Inc.
587 East Middle Turnpike, P.O.Box 370, Manchester, CT 06045
Tel. (860) 645-1102 Fax (860) 645-0823

Analysis Report

November 10, 2020

FOR: Attn: Ms. Lynn Willey
Tighe & Bond
213 Court St, Suite 1100
Middletown, CT 06457

Sample Information		Custody Information		Date	Time
Matrix:	GROUND WATER	Collected by:		11/06/20	
Location Code:	TIGHE-EVER	Received by:	LB	11/06/20	11:55
Rush Request:	72 Hour	Analyzed by:	see "By" below		
P.O.#:	10994668				

Laboratory Data

SDG ID: GCH10484
Phoenix ID: CH10484

Project ID: ROCKVILLE MGP
Client ID: MW-42S

Parameter	Result	RL/ PQL	Units	Dilution	Date/Time	By	Reference
Silver	< 0.001	0.001	mg/L	1	11/07/20	EK	SW6010D
Arsenic	< 0.004	0.004	mg/L	1	11/07/20	EK	SW6010D
Barium	0.067	0.002	mg/L	1	11/07/20	EK	SW6010D
Beryllium	< 0.001	0.001	mg/L	1	11/07/20	EK	SW6010D
Cadmium	< 0.001	0.001	mg/L	1	11/07/20	EK	SW6010D
Chromium	0.001	0.001	mg/L	1	11/07/20	EK	SW6010D
Copper	< 0.005	0.005	mg/L	1	11/07/20	EK	SW6010D
Mercury	< 0.0002	0.0002	mg/L	1	11/09/20	RS	SW7470A
Nickel	< 0.001	0.001	mg/L	1	11/07/20	EK	SW6010D
Lead	< 0.002	0.002	mg/L	1	11/07/20	EK	SW6010D
Antimony	< 0.005	0.005	mg/L	1	11/07/20	EK	SW6010D
Selenium	< 0.010	0.010	mg/L	1	11/07/20	EK	SW6010D
Thallium	< 0.0005	0.0005	mg/L	5	11/10/20	MGH	SW6020B
Vanadium	< 0.002	0.002	mg/L	1	11/07/20	EK	SW6010D
Zinc	< 0.004	0.004	mg/L	1	11/07/20	EK	SW6010D
Total Cyanide	< 0.010	0.010	mg/L	1	11/09/20	LS	SW9010C/SW9012B
Extraction of CT ETPH	Completed				11/06/20	P/CG	SW3510C/SW3520C
Mercury Digestion	Completed				11/07/20	VT/ARW	SW7470A
Semi-Volatile Extraction	Completed				11/06/20	P/CG	SW3520C
Total Metals Digestion	Completed				11/06/20	AG	
Total Metals Digestion MS	Completed				11/06/20	AG	
TPH by GC (Extractable Products)							
Ext. Petroleum H.C. (C9-C36)	ND	0.066	mg/L	1	11/10/20	JRB	CTETPH 8015D
Identification	ND		mg/L	1	11/10/20	JRB	CTETPH 8015D
QA/QC Surrogates							
% n-Pentacosane	81		%	1	11/10/20	JRB	50 - 150 %

Ver 1

Project ID: ROCKVILLE MGP
Client ID: MW-42S

Phoenix I.D.: CH10484

Parameter	Result	RL/ PQL	Units	Dilution	Date/Time	By	Reference
Volatiles							
1,1,1,2-Tetrachloroethane	ND	1.0	ug/L	1	11/06/20	HM	SW8260C
1,1,1-Trichloroethane	ND	1.0	ug/L	1	11/06/20	HM	SW8260C
1,1,2,2-Tetrachloroethane	ND	0.50	ug/L	1	11/06/20	HM	SW8260C
1,1,2-Trichloroethane	ND	1.0	ug/L	1	11/06/20	HM	SW8260C
1,1-Dichloroethane	ND	1.0	ug/L	1	11/06/20	HM	SW8260C
1,1-Dichloroethene	ND	1.0	ug/L	1	11/06/20	HM	SW8260C
1,1-Dichloropropene	ND	1.0	ug/L	1	11/06/20	HM	SW8260C
1,2,3-Trichlorobenzene	ND	1.0	ug/L	1	11/06/20	HM	SW8260C
1,2,3-Trichloropropane	ND	1.0	ug/L	1	11/06/20	HM	SW8260C
1,2,4-Trichlorobenzene	ND	1.0	ug/L	1	11/06/20	HM	SW8260C
1,2,4-Trimethylbenzene	ND	1.0	ug/L	1	11/06/20	HM	SW8260C
1,2-Dibromo-3-chloropropane	ND	0.50	ug/L	1	11/06/20	HM	SW8260C
1,2-Dibromoethane	ND	0.50	ug/L	1	11/06/20	HM	SW8260C
1,2-Dichlorobenzene	ND	1.0	ug/L	1	11/06/20	HM	SW8260C
1,2-Dichloroethane	ND	0.60	ug/L	1	11/06/20	HM	SW8260C
1,2-Dichloropropane	ND	1.0	ug/L	1	11/06/20	HM	SW8260C
1,3,5-Trimethylbenzene	ND	1.0	ug/L	1	11/06/20	HM	SW8260C
1,3-Dichlorobenzene	ND	1.0	ug/L	1	11/06/20	HM	SW8260C
1,3-Dichloropropane	ND	1.0	ug/L	1	11/06/20	HM	SW8260C
1,4-Dichlorobenzene	ND	1.0	ug/L	1	11/06/20	HM	SW8260C
2,2-Dichloropropane	ND	1.0	ug/L	1	11/06/20	HM	SW8260C
2-Chlorotoluene	ND	1.0	ug/L	1	11/06/20	HM	SW8260C
2-Hexanone	ND	5.0	ug/L	1	11/06/20	HM	SW8260C
2-Isopropyltoluene	ND	1.0	ug/L	1	11/06/20	HM	SW8260C
4-Chlorotoluene	ND	1.0	ug/L	1	11/06/20	HM	SW8260C
4-Methyl-2-pentanone	ND	5.0	ug/L	1	11/06/20	HM	SW8260C
Acetone	ND	25	ug/L	1	11/06/20	HM	SW8260C
Acrylonitrile	ND	0.50	ug/L	1	11/06/20	HM	SW8260C
Benzene	ND	0.70	ug/L	1	11/06/20	HM	SW8260C
Bromobenzene	ND	1.0	ug/L	1	11/06/20	HM	SW8260C
Bromochloromethane	ND	1.0	ug/L	1	11/06/20	HM	SW8260C
Bromodichloromethane	ND	0.50	ug/L	1	11/06/20	HM	SW8260C
Bromoform	ND	1.0	ug/L	1	11/06/20	HM	SW8260C
Bromomethane	ND	1.0	ug/L	1	11/06/20	HM	SW8260C
Carbon Disulfide	ND	5.0	ug/L	1	11/06/20	HM	SW8260C
Carbon tetrachloride	ND	1.0	ug/L	1	11/06/20	HM	SW8260C
Chlorobenzene	ND	1.0	ug/L	1	11/06/20	HM	SW8260C
Chloroethane	ND	1.0	ug/L	1	11/06/20	HM	SW8260C
Chloroform	ND	1.0	ug/L	1	11/06/20	HM	SW8260C
Chloromethane	ND	1.0	ug/L	1	11/06/20	HM	SW8260C
cis-1,2-Dichloroethene	ND	1.0	ug/L	1	11/06/20	HM	SW8260C
cis-1,3-Dichloropropene	ND	0.40	ug/L	1	11/06/20	HM	SW8260C
Dibromochloromethane	ND	0.50	ug/L	1	11/06/20	HM	SW8260C
Dibromomethane	ND	1.0	ug/L	1	11/06/20	HM	SW8260C
Dichlorodifluoromethane	ND	1.0	ug/L	1	11/06/20	HM	SW8260C
Ethylbenzene	ND	1.0	ug/L	1	11/06/20	HM	SW8260C
Hexachlorobutadiene	ND	0.40	ug/L	1	11/06/20	HM	SW8260C
Isopropylbenzene	ND	1.0	ug/L	1	11/06/20	HM	SW8260C

Ver 1

Project ID: ROCKVILLE MGP
Client ID: MW-42S

Phoenix I.D.: CH10484

Parameter	Result	RL/ PQL	Units	Dilution	Date/Time	By	Reference
m&p-Xylene	ND	1.0	ug/L	1	11/06/20	HM	SW8260C
Methyl ethyl ketone	ND	5.0	ug/L	1	11/06/20	HM	SW8260C
Methyl t-butyl ether (MTBE)	ND	1.0	ug/L	1	11/06/20	HM	SW8260C
Methylene chloride	ND	1.0	ug/L	1	11/06/20	HM	SW8260C
Naphthalene	ND	1.0	ug/L	1	11/06/20	HM	SW8260C
n-Butylbenzene	ND	1.0	ug/L	1	11/06/20	HM	SW8260C
n-Propylbenzene	ND	1.0	ug/L	1	11/06/20	HM	SW8260C
o-Xylene	ND	1.0	ug/L	1	11/06/20	HM	SW8260C
p-Isopropyltoluene	ND	1.0	ug/L	1	11/06/20	HM	SW8260C
sec-Butylbenzene	ND	1.0	ug/L	1	11/06/20	HM	SW8260C
Styrene	ND	1.0	ug/L	1	11/06/20	HM	SW8260C
tert-Butylbenzene	ND	1.0	ug/L	1	11/06/20	HM	SW8260C
Tetrachloroethene	ND	1.0	ug/L	1	11/06/20	HM	SW8260C
Tetrahydrofuran (THF)	ND	2.5	ug/L	1	11/06/20	HM	SW8260C
Toluene	ND	1.0	ug/L	1	11/06/20	HM	SW8260C
Total Xylenes	ND	1.0	ug/L	1	11/06/20	HM	SW8260C
trans-1,2-Dichloroethene	ND	1.0	ug/L	1	11/06/20	HM	SW8260C
trans-1,3-Dichloropropene	ND	0.40	ug/L	1	11/06/20	HM	SW8260C
trans-1,4-dichloro-2-butene	ND	5.0	ug/L	1	11/06/20	HM	SW8260C
Trichloroethene	ND	1.0	ug/L	1	11/06/20	HM	SW8260C
Trichlorofluoromethane	ND	1.0	ug/L	1	11/06/20	HM	SW8260C
Trichlorotrifluoroethane	ND	1.0	ug/L	1	11/06/20	HM	SW8260C
Vinyl chloride	ND	1.0	ug/L	1	11/06/20	HM	SW8260C
QA/QC Surrogates							
% 1,2-dichlorobenzene-d4	100		%	1	11/06/20	HM	70 - 130 %
% Bromofluorobenzene	97		%	1	11/06/20	HM	70 - 130 %
% Dibromofluoromethane	96		%	1	11/06/20	HM	70 - 130 %
% Toluene-d8	96		%	1	11/06/20	HM	70 - 130 %
Semivolatiles by SIM, PAH							
2-Methylnaphthalene	ND	0.47	ug/L	1	11/09/20	WB	SW8270D (SIM)
Acenaphthene	ND	0.47	ug/L	1	11/09/20	WB	SW8270D (SIM)
Acenaphthylene	ND	0.28	ug/L	1	11/09/20	WB	SW8270D (SIM)
Anthracene	ND	0.47	ug/L	1	11/09/20	WB	SW8270D (SIM)
Benz(a)anthracene	ND	0.05	ug/L	1	11/09/20	WB	SW8270D (SIM)
Benzo(a)pyrene	ND	0.19	ug/L	1	11/09/20	WB	SW8270D (SIM)
Benzo(b)fluoranthene	ND	0.07	ug/L	1	11/09/20	WB	SW8270D (SIM)
Benzo(ghi)perylene	ND	0.45	ug/L	1	11/09/20	WB	SW8270D (SIM)
Benzo(k)fluoranthene	ND	0.28	ug/L	1	11/09/20	WB	SW8270D (SIM)
Chrysene	ND	0.47	ug/L	1	11/09/20	WB	SW8270D (SIM)
Dibenz(a,h)anthracene	ND	0.09	ug/L	1	11/09/20	WB	SW8270D (SIM)
Fluoranthene	ND	0.47	ug/L	1	11/09/20	WB	SW8270D (SIM)
Fluorene	ND	0.47	ug/L	1	11/09/20	WB	SW8270D (SIM)
Indeno(1,2,3-cd)pyrene	ND	0.09	ug/L	1	11/09/20	WB	SW8270D (SIM)
Naphthalene	ND	0.47	ug/L	1	11/09/20	WB	SW8270D (SIM)
Phenanthrene	0.06	0.06	ug/L	1	11/09/20	WB	SW8270D (SIM)
Pyrene	ND	0.47	ug/L	1	11/09/20	WB	SW8270D (SIM)
QA/QC Surrogates							
% 2-Fluorobiphenyl	56		%	1	11/09/20	WB	30 - 130 %
% Nitrobenzene-d5	46		%	1	11/09/20	WB	30 - 130 %

Ver 1

Project ID: ROCKVILLE MGP
Client ID: MW-42S

Phoenix I.D.: CH10484

Parameter	Result	RL/ PQL	Units	Dilution	Date/Time	By	Reference
% Terphenyl-d14	98		%	1	11/09/20	WB	30 - 130 %

RL/PQL=Reporting/Practical Quantitation Level ND=Not Detected BRL=Below Reporting Level
QA/QC Surrogates: Surrogates are compounds (preceeded with a %) added by the lab to determine analysis efficiency. Surrogate results(%) listed in the report are not "detected" compounds.

Comments:

If you are the client above and have any questions concerning this testing, please do not hesitate to contact Phoenix Client Services at ext.200.
The contents of this report cannot be discussed with anyone other than the client listed above without their written consent.



Phyllis Shiller, Laboratory Director
November 10, 2020
Reviewed and Released by: Rashmi Makol, Project Manager

Environmental Laboratories, Inc.
587 East Middle Turnpike, P.O.Box 370, Manchester, CT 06045
Tel. (860) 645-1102 Fax (860) 645-0823

Analysis Report

November 10, 2020

FOR: Attn: Ms. Lynn Willey
Tighe & Bond
213 Court St, Suite 1100
Middletown, CT 06457

Sample Information		Custody Information		Date	Time
Matrix:	GROUND WATER	Collected by:		11/06/20	
Location Code:	TIGHE-EVER	Received by:	LB	11/06/20	11:55
Rush Request:	72 Hour	Analyzed by:	see "By" below		
P.O.#:	10994668				

Laboratory Data

SDG ID: GCH10484
Phoenix ID: CH10485

Project ID: ROCKVILLE MGP
Client ID: MW-43S

Parameter	Result	RL/ PQL	Units	Dilution	Date/Time	By	Reference
Silver	< 0.001	0.001	mg/L	1	11/07/20	EK	SW6010D
Arsenic	< 0.004	0.004	mg/L	1	11/07/20	EK	SW6010D
Barium	0.224	0.002	mg/L	1	11/07/20	EK	SW6010D
Beryllium	< 0.001	0.001	mg/L	1	11/07/20	EK	SW6010D
Cadmium	< 0.001	0.001	mg/L	1	11/07/20	EK	SW6010D
Chromium	< 0.001	0.001	mg/L	1	11/07/20	EK	SW6010D
Copper	< 0.005	0.005	mg/L	1	11/07/20	EK	SW6010D
Mercury	< 0.0002	0.0002	mg/L	1	11/09/20	RS	SW7470A
Nickel	< 0.001	0.001	mg/L	1	11/07/20	EK	SW6010D
Lead	< 0.002	0.002	mg/L	1	11/07/20	EK	SW6010D
Antimony	< 0.005	0.005	mg/L	1	11/07/20	EK	SW6010D
Selenium	< 0.010	0.010	mg/L	1	11/07/20	EK	SW6010D
Thallium	< 0.0005	0.0005	mg/L	5	11/10/20	MGH	SW6020B
Vanadium	< 0.002	0.002	mg/L	1	11/07/20	EK	SW6010D
Zinc	< 0.004	0.004	mg/L	1	11/07/20	EK	SW6010D
Total Cyanide	< 0.010	0.010	mg/L	1	11/09/20	LS	SW9010C/SW9012B
Extraction of CT ETPH	Completed				11/06/20	P/CG	SW3510C/SW3520C
Mercury Digestion	Completed				11/07/20	VT/ARW	SW7470A
Semi-Volatile Extraction	Completed				11/06/20	P/CG	SW3520C
Total Metals Digestion	Completed				11/06/20	AG	
Total Metals Digestion MS	Completed				11/06/20	AG	
TPH by GC (Extractable Products)							
Ext. Petroleum H.C. (C9-C36)	ND	0.067	mg/L	1	11/10/20	JRB	CTETPH 8015D
Identification	ND		mg/L	1	11/10/20	JRB	CTETPH 8015D
QA/QC Surrogates							
% n-Pentacosane	57		%	1	11/10/20	JRB	50 - 150 %

Ver 1

Project ID: ROCKVILLE MGP
Client ID: MW-43S

Phoenix I.D.: CH10485

Parameter	Result	RL/ PQL	Units	Dilution	Date/Time	By	Reference
Volatiles							
1,1,1,2-Tetrachloroethane	ND	1.0	ug/L	1	11/06/20	HM	SW8260C
1,1,1-Trichloroethane	ND	1.0	ug/L	1	11/06/20	HM	SW8260C
1,1,2,2-Tetrachloroethane	ND	0.50	ug/L	1	11/06/20	HM	SW8260C
1,1,2-Trichloroethane	ND	1.0	ug/L	1	11/06/20	HM	SW8260C
1,1-Dichloroethane	ND	1.0	ug/L	1	11/06/20	HM	SW8260C
1,1-Dichloroethene	ND	1.0	ug/L	1	11/06/20	HM	SW8260C
1,1-Dichloropropene	ND	1.0	ug/L	1	11/06/20	HM	SW8260C
1,2,3-Trichlorobenzene	ND	1.0	ug/L	1	11/06/20	HM	SW8260C
1,2,3-Trichloropropane	ND	1.0	ug/L	1	11/06/20	HM	SW8260C
1,2,4-Trichlorobenzene	ND	1.0	ug/L	1	11/06/20	HM	SW8260C
1,2,4-Trimethylbenzene	ND	1.0	ug/L	1	11/06/20	HM	SW8260C
1,2-Dibromo-3-chloropropane	ND	0.50	ug/L	1	11/06/20	HM	SW8260C
1,2-Dibromoethane	ND	0.50	ug/L	1	11/06/20	HM	SW8260C
1,2-Dichlorobenzene	ND	1.0	ug/L	1	11/06/20	HM	SW8260C
1,2-Dichloroethane	ND	0.60	ug/L	1	11/06/20	HM	SW8260C
1,2-Dichloropropane	ND	1.0	ug/L	1	11/06/20	HM	SW8260C
1,3,5-Trimethylbenzene	ND	1.0	ug/L	1	11/06/20	HM	SW8260C
1,3-Dichlorobenzene	ND	1.0	ug/L	1	11/06/20	HM	SW8260C
1,3-Dichloropropane	ND	1.0	ug/L	1	11/06/20	HM	SW8260C
1,4-Dichlorobenzene	ND	1.0	ug/L	1	11/06/20	HM	SW8260C
2,2-Dichloropropane	ND	1.0	ug/L	1	11/06/20	HM	SW8260C
2-Chlorotoluene	ND	1.0	ug/L	1	11/06/20	HM	SW8260C
2-Hexanone	ND	5.0	ug/L	1	11/06/20	HM	SW8260C
2-Isopropyltoluene	ND	1.0	ug/L	1	11/06/20	HM	SW8260C
4-Chlorotoluene	ND	1.0	ug/L	1	11/06/20	HM	SW8260C
4-Methyl-2-pentanone	ND	5.0	ug/L	1	11/06/20	HM	SW8260C
Acetone	ND	25	ug/L	1	11/06/20	HM	SW8260C
Acrylonitrile	ND	0.50	ug/L	1	11/06/20	HM	SW8260C
Benzene	ND	0.70	ug/L	1	11/06/20	HM	SW8260C
Bromobenzene	ND	1.0	ug/L	1	11/06/20	HM	SW8260C
Bromochloromethane	ND	1.0	ug/L	1	11/06/20	HM	SW8260C
Bromodichloromethane	ND	0.50	ug/L	1	11/06/20	HM	SW8260C
Bromoform	ND	1.0	ug/L	1	11/06/20	HM	SW8260C
Bromomethane	ND	1.0	ug/L	1	11/06/20	HM	SW8260C
Carbon Disulfide	ND	5.0	ug/L	1	11/06/20	HM	SW8260C
Carbon tetrachloride	ND	1.0	ug/L	1	11/06/20	HM	SW8260C
Chlorobenzene	ND	1.0	ug/L	1	11/06/20	HM	SW8260C
Chloroethane	ND	1.0	ug/L	1	11/06/20	HM	SW8260C
Chloroform	ND	1.0	ug/L	1	11/06/20	HM	SW8260C
Chloromethane	ND	1.0	ug/L	1	11/06/20	HM	SW8260C
cis-1,2-Dichloroethene	ND	1.0	ug/L	1	11/06/20	HM	SW8260C
cis-1,3-Dichloropropene	ND	0.40	ug/L	1	11/06/20	HM	SW8260C
Dibromochloromethane	ND	0.50	ug/L	1	11/06/20	HM	SW8260C
Dibromomethane	ND	1.0	ug/L	1	11/06/20	HM	SW8260C
Dichlorodifluoromethane	ND	1.0	ug/L	1	11/06/20	HM	SW8260C
Ethylbenzene	ND	1.0	ug/L	1	11/06/20	HM	SW8260C
Hexachlorobutadiene	ND	0.40	ug/L	1	11/06/20	HM	SW8260C
Isopropylbenzene	ND	1.0	ug/L	1	11/06/20	HM	SW8260C

Ver 1

Project ID: ROCKVILLE MGP
Client ID: MW-43S

Phoenix I.D.: CH10485

Parameter	Result	RL/ PQL	Units	Dilution	Date/Time	By	Reference
m&p-Xylene	ND	1.0	ug/L	1	11/06/20	HM	SW8260C
Methyl ethyl ketone	ND	5.0	ug/L	1	11/06/20	HM	SW8260C
Methyl t-butyl ether (MTBE)	ND	1.0	ug/L	1	11/06/20	HM	SW8260C
Methylene chloride	ND	1.0	ug/L	1	11/06/20	HM	SW8260C
Naphthalene	ND	1.0	ug/L	1	11/06/20	HM	SW8260C
n-Butylbenzene	ND	1.0	ug/L	1	11/06/20	HM	SW8260C
n-Propylbenzene	ND	1.0	ug/L	1	11/06/20	HM	SW8260C
o-Xylene	ND	1.0	ug/L	1	11/06/20	HM	SW8260C
p-Isopropyltoluene	ND	1.0	ug/L	1	11/06/20	HM	SW8260C
sec-Butylbenzene	ND	1.0	ug/L	1	11/06/20	HM	SW8260C
Styrene	ND	1.0	ug/L	1	11/06/20	HM	SW8260C
tert-Butylbenzene	ND	1.0	ug/L	1	11/06/20	HM	SW8260C
Tetrachloroethene	ND	1.0	ug/L	1	11/06/20	HM	SW8260C
Tetrahydrofuran (THF)	ND	2.5	ug/L	1	11/06/20	HM	SW8260C
Toluene	ND	1.0	ug/L	1	11/06/20	HM	SW8260C
Total Xylenes	ND	1.0	ug/L	1	11/06/20	HM	SW8260C
trans-1,2-Dichloroethene	ND	1.0	ug/L	1	11/06/20	HM	SW8260C
trans-1,3-Dichloropropene	ND	0.40	ug/L	1	11/06/20	HM	SW8260C
trans-1,4-dichloro-2-butene	ND	5.0	ug/L	1	11/06/20	HM	SW8260C
Trichloroethene	ND	1.0	ug/L	1	11/06/20	HM	SW8260C
Trichlorofluoromethane	ND	1.0	ug/L	1	11/06/20	HM	SW8260C
Trichlorotrifluoroethane	ND	1.0	ug/L	1	11/06/20	HM	SW8260C
Vinyl chloride	ND	1.0	ug/L	1	11/06/20	HM	SW8260C
QA/QC Surrogates							
% 1,2-dichlorobenzene-d4	98		%	1	11/06/20	HM	70 - 130 %
% Bromofluorobenzene	97		%	1	11/06/20	HM	70 - 130 %
% Dibromofluoromethane	101		%	1	11/06/20	HM	70 - 130 %
% Toluene-d8	97		%	1	11/06/20	HM	70 - 130 %
Semivolatiles by SIM, PAH							
2-Methylnaphthalene	ND	0.47	ug/L	1	11/09/20	WB	SW8270D (SIM)
Acenaphthene	ND	0.47	ug/L	1	11/09/20	WB	SW8270D (SIM)
Acenaphthylene	ND	0.28	ug/L	1	11/09/20	WB	SW8270D (SIM)
Anthracene	ND	0.47	ug/L	1	11/09/20	WB	SW8270D (SIM)
Benz(a)anthracene	ND	0.05	ug/L	1	11/09/20	WB	SW8270D (SIM)
Benzo(a)pyrene	ND	0.19	ug/L	1	11/09/20	WB	SW8270D (SIM)
Benzo(b)fluoranthene	ND	0.07	ug/L	1	11/09/20	WB	SW8270D (SIM)
Benzo(ghi)perylene	ND	0.45	ug/L	1	11/09/20	WB	SW8270D (SIM)
Benzo(k)fluoranthene	ND	0.28	ug/L	1	11/09/20	WB	SW8270D (SIM)
Chrysene	ND	0.47	ug/L	1	11/09/20	WB	SW8270D (SIM)
Dibenz(a,h)anthracene	ND	0.09	ug/L	1	11/09/20	WB	SW8270D (SIM)
Fluoranthene	ND	0.47	ug/L	1	11/09/20	WB	SW8270D (SIM)
Fluorene	ND	0.47	ug/L	1	11/09/20	WB	SW8270D (SIM)
Indeno(1,2,3-cd)pyrene	ND	0.09	ug/L	1	11/09/20	WB	SW8270D (SIM)
Naphthalene	ND	0.47	ug/L	1	11/09/20	WB	SW8270D (SIM)
Phenanthrene	0.06	0.06	ug/L	1	11/09/20	WB	SW8270D (SIM)
Pyrene	ND	0.47	ug/L	1	11/09/20	WB	SW8270D (SIM)
QA/QC Surrogates							
% 2-Fluorobiphenyl	64		%	1	11/09/20	WB	30 - 130 %
% Nitrobenzene-d5	57		%	1	11/09/20	WB	30 - 130 %

Ver 1

Project ID: ROCKVILLE MGP
Client ID: MW-43S

Phoenix I.D.: CH10485

Parameter	Result	RL/ PQL	Units	Dilution	Date/Time	By	Reference
% Terphenyl-d14	108		%	1	11/09/20	WB	30 - 130 %

RL/PQL=Reporting/Practical Quantitation Level ND=Not Detected BRL=Below Reporting Level
QA/QC Surrogates: Surrogates are compounds (preceeded with a %) added by the lab to determine analysis efficiency. Surrogate results(%) listed in the report are not "detected" compounds.

Comments:

If you are the client above and have any questions concerning this testing, please do not hesitate to contact Phoenix Client Services at ext.200.
The contents of this report cannot be discussed with anyone other than the client listed above without their written consent.



Phyllis Shiller, Laboratory Director
November 10, 2020
Reviewed and Released by: Rashmi Makol, Project Manager

Environmental Laboratories, Inc.
587 East Middle Turnpike, P.O.Box 370, Manchester, CT 06045
Tel. (860) 645-1102 Fax (860) 645-0823

Analysis Report

November 10, 2020

FOR: Attn: Ms. Lynn Willey
Tighe & Bond
213 Court St, Suite 1100
Middletown, CT 06457

Sample Information		Custody Information		Date	Time
Matrix:	GROUND WATER	Collected by:		11/06/20	
Location Code:	TIGHE-EVER	Received by:	LB	11/06/20	11:55
Rush Request:	72 Hour	Analyzed by:	see "By" below		
P.O.#:	10994668				

Laboratory Data

SDG ID: GCH10484
Phoenix ID: CH10486

Project ID: ROCKVILLE MGP
Client ID: MW-43M

Parameter	Result	RL/ PQL	Units	Dilution	Date/Time	By	Reference
Silver	< 0.001	0.001	mg/L	1	11/07/20	EK	SW6010D
Arsenic	< 0.004	0.004	mg/L	1	11/07/20	EK	SW6010D
Barium	0.345	0.002	mg/L	1	11/07/20	EK	SW6010D
Beryllium	< 0.001	0.001	mg/L	1	11/07/20	EK	SW6010D
Cadmium	< 0.001	0.001	mg/L	1	11/07/20	EK	SW6010D
Chromium	< 0.001	0.001	mg/L	1	11/07/20	EK	SW6010D
Copper	< 0.005	0.005	mg/L	1	11/07/20	EK	SW6010D
Mercury	< 0.0002	0.0002	mg/L	1	11/09/20	RS	SW7470A
Nickel	0.003	0.001	mg/L	1	11/07/20	EK	SW6010D
Lead	< 0.002	0.002	mg/L	1	11/07/20	EK	SW6010D
Antimony	< 0.005	0.005	mg/L	1	11/07/20	EK	SW6010D
Selenium	< 0.010	0.010	mg/L	1	11/07/20	EK	SW6010D
Thallium	< 0.0005	0.0005	mg/L	5	11/10/20	MGH	SW6020B
Vanadium	< 0.002	0.002	mg/L	1	11/07/20	EK	SW6010D
Zinc	0.007	0.004	mg/L	1	11/07/20	EK	SW6010D
Total Cyanide	< 0.010	0.010	mg/L	1	11/09/20	LS	SW9010C/SW9012B
Extraction of CT ETPH	Completed				11/06/20	P/CG	SW3510C/SW3520C
Mercury Digestion	Completed				11/07/20	VT/ARW	SW7470A
Semi-Volatile Extraction	Completed				11/06/20	P/CG	SW3520C
Total Metals Digestion	Completed				11/06/20	AG	
Total Metals Digestion MS	Completed				11/06/20	AG	
TPH by GC (Extractable Products)							
Ext. Petroleum H.C. (C9-C36)	ND	0.066	mg/L	1	11/10/20	JRB	CTETPH 8015D
Identification	ND		mg/L	1	11/10/20	JRB	CTETPH 8015D
QA/QC Surrogates							
% n-Pentacosane	82		%	1	11/10/20	JRB	50 - 150 %

Ver 1

Project ID: ROCKVILLE MGP
Client ID: MW-43M

Phoenix I.D.: CH10486

Parameter	Result	RL/ PQL	Units	Dilution	Date/Time	By	Reference
Volatiles							
1,1,1,2-Tetrachloroethane	ND	1.0	ug/L	1	11/06/20	HM	SW8260C
1,1,1-Trichloroethane	ND	1.0	ug/L	1	11/06/20	HM	SW8260C
1,1,2,2-Tetrachloroethane	ND	0.50	ug/L	1	11/06/20	HM	SW8260C
1,1,2-Trichloroethane	ND	1.0	ug/L	1	11/06/20	HM	SW8260C
1,1-Dichloroethane	ND	1.0	ug/L	1	11/06/20	HM	SW8260C
1,1-Dichloroethene	ND	1.0	ug/L	1	11/06/20	HM	SW8260C
1,1-Dichloropropene	ND	1.0	ug/L	1	11/06/20	HM	SW8260C
1,2,3-Trichlorobenzene	ND	1.0	ug/L	1	11/06/20	HM	SW8260C
1,2,3-Trichloropropane	ND	1.0	ug/L	1	11/06/20	HM	SW8260C
1,2,4-Trichlorobenzene	ND	1.0	ug/L	1	11/06/20	HM	SW8260C
1,2,4-Trimethylbenzene	ND	1.0	ug/L	1	11/06/20	HM	SW8260C
1,2-Dibromo-3-chloropropane	ND	0.50	ug/L	1	11/06/20	HM	SW8260C
1,2-Dibromoethane	ND	0.50	ug/L	1	11/06/20	HM	SW8260C
1,2-Dichlorobenzene	ND	1.0	ug/L	1	11/06/20	HM	SW8260C
1,2-Dichloroethane	ND	0.60	ug/L	1	11/06/20	HM	SW8260C
1,2-Dichloropropane	ND	1.0	ug/L	1	11/06/20	HM	SW8260C
1,3,5-Trimethylbenzene	ND	1.0	ug/L	1	11/06/20	HM	SW8260C
1,3-Dichlorobenzene	ND	1.0	ug/L	1	11/06/20	HM	SW8260C
1,3-Dichloropropane	ND	1.0	ug/L	1	11/06/20	HM	SW8260C
1,4-Dichlorobenzene	ND	1.0	ug/L	1	11/06/20	HM	SW8260C
2,2-Dichloropropane	ND	1.0	ug/L	1	11/06/20	HM	SW8260C
2-Chlorotoluene	ND	1.0	ug/L	1	11/06/20	HM	SW8260C
2-Hexanone	ND	5.0	ug/L	1	11/06/20	HM	SW8260C
2-Isopropyltoluene	ND	1.0	ug/L	1	11/06/20	HM	SW8260C
4-Chlorotoluene	ND	1.0	ug/L	1	11/06/20	HM	SW8260C
4-Methyl-2-pentanone	ND	5.0	ug/L	1	11/06/20	HM	SW8260C
Acetone	ND	25	ug/L	1	11/06/20	HM	SW8260C
Acrylonitrile	ND	0.50	ug/L	1	11/06/20	HM	SW8260C
Benzene	ND	0.70	ug/L	1	11/06/20	HM	SW8260C
Bromobenzene	ND	1.0	ug/L	1	11/06/20	HM	SW8260C
Bromochloromethane	ND	1.0	ug/L	1	11/06/20	HM	SW8260C
Bromodichloromethane	ND	0.50	ug/L	1	11/06/20	HM	SW8260C
Bromoform	ND	1.0	ug/L	1	11/06/20	HM	SW8260C
Bromomethane	ND	1.0	ug/L	1	11/06/20	HM	SW8260C
Carbon Disulfide	ND	5.0	ug/L	1	11/06/20	HM	SW8260C
Carbon tetrachloride	ND	1.0	ug/L	1	11/06/20	HM	SW8260C
Chlorobenzene	ND	1.0	ug/L	1	11/06/20	HM	SW8260C
Chloroethane	ND	1.0	ug/L	1	11/06/20	HM	SW8260C
Chloroform	ND	1.0	ug/L	1	11/06/20	HM	SW8260C
Chloromethane	ND	1.0	ug/L	1	11/06/20	HM	SW8260C
cis-1,2-Dichloroethene	ND	1.0	ug/L	1	11/06/20	HM	SW8260C
cis-1,3-Dichloropropene	ND	0.40	ug/L	1	11/06/20	HM	SW8260C
Dibromochloromethane	ND	0.50	ug/L	1	11/06/20	HM	SW8260C
Dibromomethane	ND	1.0	ug/L	1	11/06/20	HM	SW8260C
Dichlorodifluoromethane	ND	1.0	ug/L	1	11/06/20	HM	SW8260C
Ethylbenzene	ND	1.0	ug/L	1	11/06/20	HM	SW8260C
Hexachlorobutadiene	ND	0.40	ug/L	1	11/06/20	HM	SW8260C
Isopropylbenzene	ND	1.0	ug/L	1	11/06/20	HM	SW8260C

Ver 1

Project ID: ROCKVILLE MGP
Client ID: MW-43M

Phoenix I.D.: CH10486

Parameter	Result	RL/ PQL	Units	Dilution	Date/Time	By	Reference
m&p-Xylene	ND	1.0	ug/L	1	11/06/20	HM	SW8260C
Methyl ethyl ketone	ND	5.0	ug/L	1	11/06/20	HM	SW8260C
Methyl t-butyl ether (MTBE)	ND	1.0	ug/L	1	11/06/20	HM	SW8260C
Methylene chloride	ND	1.0	ug/L	1	11/06/20	HM	SW8260C
Naphthalene	ND	1.0	ug/L	1	11/06/20	HM	SW8260C
n-Butylbenzene	ND	1.0	ug/L	1	11/06/20	HM	SW8260C
n-Propylbenzene	ND	1.0	ug/L	1	11/06/20	HM	SW8260C
o-Xylene	ND	1.0	ug/L	1	11/06/20	HM	SW8260C
p-Isopropyltoluene	ND	1.0	ug/L	1	11/06/20	HM	SW8260C
sec-Butylbenzene	ND	1.0	ug/L	1	11/06/20	HM	SW8260C
Styrene	ND	1.0	ug/L	1	11/06/20	HM	SW8260C
tert-Butylbenzene	ND	1.0	ug/L	1	11/06/20	HM	SW8260C
Tetrachloroethene	ND	1.0	ug/L	1	11/06/20	HM	SW8260C
Tetrahydrofuran (THF)	ND	2.5	ug/L	1	11/06/20	HM	SW8260C
Toluene	ND	1.0	ug/L	1	11/06/20	HM	SW8260C
Total Xylenes	ND	1.0	ug/L	1	11/06/20	HM	SW8260C
trans-1,2-Dichloroethene	ND	1.0	ug/L	1	11/06/20	HM	SW8260C
trans-1,3-Dichloropropene	ND	0.40	ug/L	1	11/06/20	HM	SW8260C
trans-1,4-dichloro-2-butene	ND	5.0	ug/L	1	11/06/20	HM	SW8260C
Trichloroethene	ND	1.0	ug/L	1	11/06/20	HM	SW8260C
Trichlorofluoromethane	ND	1.0	ug/L	1	11/06/20	HM	SW8260C
Trichlorotrifluoroethane	ND	1.0	ug/L	1	11/06/20	HM	SW8260C
Vinyl chloride	ND	1.0	ug/L	1	11/06/20	HM	SW8260C
QA/QC Surrogates							
% 1,2-dichlorobenzene-d4	100		%	1	11/06/20	HM	70 - 130 %
% Bromofluorobenzene	97		%	1	11/06/20	HM	70 - 130 %
% Dibromofluoromethane	101		%	1	11/06/20	HM	70 - 130 %
% Toluene-d8	97		%	1	11/06/20	HM	70 - 130 %
Semivolatiles by SIM, PAH							
2-Methylnaphthalene	ND	0.47	ug/L	1	11/09/20	WB	SW8270D (SIM)
Acenaphthene	ND	0.47	ug/L	1	11/09/20	WB	SW8270D (SIM)
Acenaphthylene	ND	0.28	ug/L	1	11/09/20	WB	SW8270D (SIM)
Anthracene	ND	0.47	ug/L	1	11/09/20	WB	SW8270D (SIM)
Benz(a)anthracene	ND	0.05	ug/L	1	11/09/20	WB	SW8270D (SIM)
Benzo(a)pyrene	ND	0.19	ug/L	1	11/09/20	WB	SW8270D (SIM)
Benzo(b)fluoranthene	ND	0.07	ug/L	1	11/09/20	WB	SW8270D (SIM)
Benzo(ghi)perylene	ND	0.45	ug/L	1	11/09/20	WB	SW8270D (SIM)
Benzo(k)fluoranthene	ND	0.28	ug/L	1	11/09/20	WB	SW8270D (SIM)
Chrysene	ND	0.47	ug/L	1	11/09/20	WB	SW8270D (SIM)
Dibenz(a,h)anthracene	ND	0.09	ug/L	1	11/09/20	WB	SW8270D (SIM)
Fluoranthene	ND	0.47	ug/L	1	11/09/20	WB	SW8270D (SIM)
Fluorene	ND	0.47	ug/L	1	11/09/20	WB	SW8270D (SIM)
Indeno(1,2,3-cd)pyrene	ND	0.09	ug/L	1	11/09/20	WB	SW8270D (SIM)
Naphthalene	ND	0.47	ug/L	1	11/09/20	WB	SW8270D (SIM)
Phenanthrene	ND	0.06	ug/L	1	11/09/20	WB	SW8270D (SIM)
Pyrene	ND	0.47	ug/L	1	11/09/20	WB	SW8270D (SIM)
QA/QC Surrogates							
% 2-Fluorobiphenyl	59		%	1	11/09/20	WB	30 - 130 %
% Nitrobenzene-d5	49		%	1	11/09/20	WB	30 - 130 %

Ver 1

Project ID: ROCKVILLE MGP
Client ID: MW-43M

Phoenix I.D.: CH10486

Parameter	Result	RL/ PQL	Units	Dilution	Date/Time	By	Reference
% Terphenyl-d14	99		%	1	11/09/20	WB	30 - 130 %

RL/PQL=Reporting/Practical Quantitation Level ND=Not Detected BRL=Below Reporting Level
QA/QC Surrogates: Surrogates are compounds (preceeded with a %) added by the lab to determine analysis efficiency. Surrogate results(%) listed in the report are not "detected" compounds.

Comments:

If you are the client above and have any questions concerning this testing, please do not hesitate to contact Phoenix Client Services at ext.200.
The contents of this report cannot be discussed with anyone other than the client listed above without their written consent.



Phyllis Shiller, Laboratory Director
November 10, 2020
Reviewed and Released by: Rashmi Makol, Project Manager

Environmental Laboratories, Inc.
587 East Middle Turnpike, P.O.Box 370, Manchester, CT 06045
Tel. (860) 645-1102 Fax (860) 645-0823

Analysis Report

November 10, 2020

FOR: Attn: Ms. Lynn Willey
Tighe & Bond
213 Court St, Suite 1100
Middletown, CT 06457

Sample Information		Custody Information		Date	Time
Matrix:	WATER	Collected by:		11/06/20	
Location Code:	TIGHE-EVER	Received by:	LB	11/06/20	11:55
Rush Request:	72 Hour	Analyzed by:	see "By" below		
P.O.#:	10994668				

Laboratory Data

SDG ID: GCH10484
Phoenix ID: CH10487

Project ID: ROCKVILLE MGP
Client ID: TB

Parameter	Result	RL/ PQL	Units	Dilution	Date/Time	By	Reference
Volatiles							
1,1,1,2-Tetrachloroethane	ND	1.0	ug/L	1	11/06/20	HM	SW8260C
1,1,1-Trichloroethane	ND	1.0	ug/L	1	11/06/20	HM	SW8260C
1,1,2,2-Tetrachloroethane	ND	0.50	ug/L	1	11/06/20	HM	SW8260C
1,1,2-Trichloroethane	ND	1.0	ug/L	1	11/06/20	HM	SW8260C
1,1-Dichloroethane	ND	1.0	ug/L	1	11/06/20	HM	SW8260C
1,1-Dichloroethene	ND	1.0	ug/L	1	11/06/20	HM	SW8260C
1,1-Dichloropropene	ND	1.0	ug/L	1	11/06/20	HM	SW8260C
1,2,3-Trichlorobenzene	ND	1.0	ug/L	1	11/06/20	HM	SW8260C
1,2,3-Trichloropropane	ND	1.0	ug/L	1	11/06/20	HM	SW8260C
1,2,4-Trichlorobenzene	ND	1.0	ug/L	1	11/06/20	HM	SW8260C
1,2,4-Trimethylbenzene	ND	1.0	ug/L	1	11/06/20	HM	SW8260C
1,2-Dibromo-3-chloropropane	ND	0.50	ug/L	1	11/06/20	HM	SW8260C
1,2-Dibromoethane	ND	0.50	ug/L	1	11/06/20	HM	SW8260C
1,2-Dichlorobenzene	ND	1.0	ug/L	1	11/06/20	HM	SW8260C
1,2-Dichloroethane	ND	0.60	ug/L	1	11/06/20	HM	SW8260C
1,2-Dichloropropane	ND	1.0	ug/L	1	11/06/20	HM	SW8260C
1,3,5-Trimethylbenzene	ND	1.0	ug/L	1	11/06/20	HM	SW8260C
1,3-Dichlorobenzene	ND	1.0	ug/L	1	11/06/20	HM	SW8260C
1,3-Dichloropropane	ND	1.0	ug/L	1	11/06/20	HM	SW8260C
1,4-Dichlorobenzene	ND	1.0	ug/L	1	11/06/20	HM	SW8260C
2,2-Dichloropropane	ND	1.0	ug/L	1	11/06/20	HM	SW8260C
2-Chlorotoluene	ND	1.0	ug/L	1	11/06/20	HM	SW8260C
2-Hexanone	ND	5.0	ug/L	1	11/06/20	HM	SW8260C
2-Isopropyltoluene	ND	1.0	ug/L	1	11/06/20	HM	SW8260C
4-Chlorotoluene	ND	1.0	ug/L	1	11/06/20	HM	SW8260C
4-Methyl-2-pentanone	ND	5.0	ug/L	1	11/06/20	HM	SW8260C

Project ID: ROCKVILLE MGP
Client ID: TB

Phoenix I.D.: CH10487

Parameter	Result	RL/ PQL	Units	Dilution	Date/Time	By	Reference
Acetone	ND	25	ug/L	1	11/06/20	HM	SW8260C
Acrylonitrile	ND	0.50	ug/L	1	11/06/20	HM	SW8260C
Benzene	ND	0.70	ug/L	1	11/06/20	HM	SW8260C
Bromobenzene	ND	1.0	ug/L	1	11/06/20	HM	SW8260C
Bromochloromethane	ND	1.0	ug/L	1	11/06/20	HM	SW8260C
Bromodichloromethane	ND	0.50	ug/L	1	11/06/20	HM	SW8260C
Bromoform	ND	1.0	ug/L	1	11/06/20	HM	SW8260C
Bromomethane	ND	1.0	ug/L	1	11/06/20	HM	SW8260C
Carbon Disulfide	ND	5.0	ug/L	1	11/06/20	HM	SW8260C
Carbon tetrachloride	ND	1.0	ug/L	1	11/06/20	HM	SW8260C
Chlorobenzene	ND	1.0	ug/L	1	11/06/20	HM	SW8260C
Chloroethane	ND	1.0	ug/L	1	11/06/20	HM	SW8260C
Chloroform	ND	1.0	ug/L	1	11/06/20	HM	SW8260C
Chloromethane	ND	1.0	ug/L	1	11/06/20	HM	SW8260C
cis-1,2-Dichloroethene	ND	1.0	ug/L	1	11/06/20	HM	SW8260C
cis-1,3-Dichloropropene	ND	0.40	ug/L	1	11/06/20	HM	SW8260C
Dibromochloromethane	ND	0.50	ug/L	1	11/06/20	HM	SW8260C
Dibromomethane	ND	1.0	ug/L	1	11/06/20	HM	SW8260C
Dichlorodifluoromethane	ND	1.0	ug/L	1	11/06/20	HM	SW8260C
Ethylbenzene	ND	1.0	ug/L	1	11/06/20	HM	SW8260C
Hexachlorobutadiene	ND	0.40	ug/L	1	11/06/20	HM	SW8260C
Isopropylbenzene	ND	1.0	ug/L	1	11/06/20	HM	SW8260C
m&p-Xylene	ND	1.0	ug/L	1	11/06/20	HM	SW8260C
Methyl ethyl ketone	ND	5.0	ug/L	1	11/06/20	HM	SW8260C
Methyl t-butyl ether (MTBE)	ND	1.0	ug/L	1	11/06/20	HM	SW8260C
Methylene chloride	ND	1.0	ug/L	1	11/06/20	HM	SW8260C
Naphthalene	ND	1.0	ug/L	1	11/06/20	HM	SW8260C
n-Butylbenzene	ND	1.0	ug/L	1	11/06/20	HM	SW8260C
n-Propylbenzene	ND	1.0	ug/L	1	11/06/20	HM	SW8260C
o-Xylene	ND	1.0	ug/L	1	11/06/20	HM	SW8260C
p-Isopropyltoluene	ND	1.0	ug/L	1	11/06/20	HM	SW8260C
sec-Butylbenzene	ND	1.0	ug/L	1	11/06/20	HM	SW8260C
Styrene	ND	1.0	ug/L	1	11/06/20	HM	SW8260C
tert-Butylbenzene	ND	1.0	ug/L	1	11/06/20	HM	SW8260C
Tetrachloroethene	ND	1.0	ug/L	1	11/06/20	HM	SW8260C
Tetrahydrofuran (THF)	ND	2.5	ug/L	1	11/06/20	HM	SW8260C
Toluene	ND	1.0	ug/L	1	11/06/20	HM	SW8260C
Total Xylenes	ND	1.0	ug/L	1	11/06/20	HM	SW8260C
trans-1,2-Dichloroethene	ND	1.0	ug/L	1	11/06/20	HM	SW8260C
trans-1,3-Dichloropropene	ND	0.40	ug/L	1	11/06/20	HM	SW8260C
trans-1,4-dichloro-2-butene	ND	5.0	ug/L	1	11/06/20	HM	SW8260C
Trichloroethene	ND	1.0	ug/L	1	11/06/20	HM	SW8260C
Trichlorofluoromethane	ND	1.0	ug/L	1	11/06/20	HM	SW8260C
Trichlorotrifluoroethane	ND	1.0	ug/L	1	11/06/20	HM	SW8260C
Vinyl chloride	ND	1.0	ug/L	1	11/06/20	HM	SW8260C
QA/QC Surrogates							
% 1,2-dichlorobenzene-d4	100		%	1	11/06/20	HM	70 - 130 %
% Bromofluorobenzene	99		%	1	11/06/20	HM	70 - 130 %
% Dibromofluoromethane	104		%	1	11/06/20	HM	70 - 130 %

Ver 1

Project ID: ROCKVILLE MGP
Client ID: TB

Phoenix I.D.: CH10487

Parameter	Result	RL/ PQL	Units	Dilution	Date/Time	By	Reference
% Toluene-d8	98		%	1	11/06/20	HM	70 - 130 %

RL/PQL=Reporting/Practical Quantitation Level ND=Not Detected BRL=Below Reporting Level
QA/QC Surrogates: Surrogates are compounds (preceeded with a %) added by the lab to determine analysis efficiency. Surrogate results(%) listed in the report are not "detected" compounds.

Comments:

TRIP BLANK INCLUDED.

If you are the client above and have any questions concerning this testing, please do not hesitate to contact Phoenix Client Services at ext.200.
The contents of this report cannot be discussed with anyone other than the client listed above without their written consent.

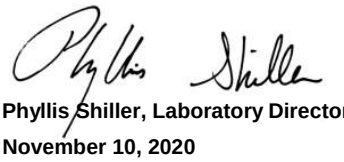

Phyllis Shiller, Laboratory Director
November 10, 2020
Reviewed and Released by: Rashmi Makol, Project Manager

Environmental Laboratories, Inc.
587 East Middle Turnpike, P.O.Box 370, Manchester, CT 06045
Tel. (860) 645-1102 Fax (860) 645-0823

QA/QC Report

November 10, 2020

QA/QC Data

SDG I.D.: GCH10484

Parameter	Blank	Blk RL	Sample Result	Dup Result	Dup RPD	LCS %	LCSD %	LCS RPD	MS %	MSD %	MS RPD	% Rec Limits	% RPD Limits
QA/QC Batch 552564 (mg/L), QC Sample No: CH10920 (CH10484, CH10485, CH10486)													
Mercury - Water	BRL	0.0002	<0.0002	<0.0002	NC	99.3			105			80 - 120	20
Comment:													
Additional Mercury criteria: LCS acceptance range for waters is 80-120% and for soils is 70-130%. MS acceptance range is 75-125%.													
QA/QC Batch 552476 (mg/L), QC Sample No: CH10265 (CH10484, CH10485, CH10486)													
ICP Metals - Aqueous													
Antimony	BRL	0.005	<0.005	<0.005	NC	99.3	105	5.6	102	97.8	4.2	80 - 120	20
Arsenic	BRL	0.004	<0.004	<0.004	NC	97.7	103	5.3	105	97.7	7.2	80 - 120	20
Barium	BRL	0.002	0.127	0.128	0.80	98.5	103	4.5	92.8	94.3	1.6	80 - 120	20
Beryllium	BRL	0.001	<0.001	<0.001	NC	101	101	0.0	102	94.3	7.8	80 - 120	20
Cadmium	BRL	0.001	<0.001	<0.001	NC	100	103	3.0	94.2	93.4	0.9	80 - 120	20
Chromium	BRL	0.001	<0.001	<0.001	NC	99.0	102	3.0	98.3	96.3	2.1	80 - 120	20
Copper	BRL	0.005	<0.005	<0.005	NC	97.3	103	5.7	111	97.9	12.5	80 - 120	20
Lead	BRL	0.002	<0.002	<0.002	NC	99.7	105	5.2	97.6	94.9	2.8	80 - 120	20
Nickel	BRL	0.001	<0.001	<0.001	NC	98.7	103	4.3	92.9	92.3	0.6	80 - 120	20
Selenium	BRL	0.010	<0.010	<0.010	NC	92.5	96.9	4.6	100	89.9	10.6	80 - 120	20
Silver	BRL	0.001	<0.001	<0.001	NC	96.9	98.9	2.0	109	96.4	12.3	80 - 120	20
Vanadium	BRL	0.002	0.003	0.002	NC	99.6	101	1.4	99.5	92.9	6.9	80 - 120	20
Zinc	BRL	0.004	<0.004	<0.004	NC	97.7	101	3.3	100	96.1	4.0	80 - 120	20
Comment:													
Additional Criteria: LCS acceptance range is 80-120% MS acceptance range 75-125%.													
QA/QC Batch 552473 (mg/L), QC Sample No: CH10432 5X (CH10484, CH10485, CH10486)													
ICP MS Metals - Aqueous													
Thallium	BRL	0.0005	<0.0005	<0.0005	NC	102	105	2.9	101			80 - 120	20
Comment:													
Additional Criteria: LCS acceptance range is 80-120% MS acceptance range 75-125%.													

Environmental Laboratories, Inc.
587 East Middle Turnpike, P.O.Box 370, Manchester, CT 06045
Tel. (860) 645-1102 Fax (860) 645-0823

QA/QC Report

November 10, 2020

QA/QC Data

SDG I.D.: GCH10484

Parameter	Blank	Blk RL	Sample Result	Dup Result	Dup RPD	LCS %	LCSD %	LCS RPD	MS %	MSD %	MS RPD	% Rec Limits	% RPD Limits
QA/QC Batch 552588 (mg/L), QC Sample No: CH10485 (CH10484, CH10485, CH10486)													
Total Cyanide	BRL	0.010	<0.010	<0.010	NC	104			101			90 - 110	20

Comment:

Additional: LCS acceptance range is 80-120% for soils MS acceptance range 75-125% for soils

Environmental Laboratories, Inc.
587 East Middle Turnpike, P.O.Box 370, Manchester, CT 06045
Tel. (860) 645-1102 Fax (860) 645-0823

QA/QC Report

November 10, 2020

QA/QC Data

SDG I.D.: GCH10484

Parameter	Blank	Blk RL	LCS %	LCSD %	LCS RPD	MS %	MSD %	MS RPD	% Rec Limits	% RPD Limits
QA/QC Batch 552495 (mg/L), QC Sample No: CH10265 (CH10484, CH10485, CH10486)										
TPH by GC (Extractable Products) - Ground Water										
Ext. Petroleum H.C. (C9-C36)	ND	0.10	98	101	3.0	76	71	6.8	60 - 120	30
% n-Pentacosane	88	%	80	84	4.9	72	78	8.0	50 - 150	20
Comment:										
Additional surrogate criteria: LCS acceptance range is 60-120% MS acceptance range 50-150%. The ETPH/DRO LCS has been normalized based on the alkane calibration.										
QA/QC Batch 552492 (ug/L), QC Sample No: CH09937 (CH10484, CH10485, CH10486)										
Semivolatiles by SIM, PAH - Ground Water										
2-Methylnaphthalene	ND	0.50	60	58	3.4				30 - 130	20
Acenaphthene	ND	0.50	84	87	3.5				30 - 130	20
Acenaphthylene	ND	0.10	74	76	2.7				30 - 130	20
Anthracene	ND	0.10	77	91	16.7				30 - 130	20
Benz(a)anthracene	ND	0.05	82	86	4.8				30 - 130	20
Benzo(a)pyrene	ND	0.20	87	98	11.9				30 - 130	20
Benzo(b)fluoranthene	ND	0.07	101	109	7.6				30 - 130	20
Benzo(ghi)perylene	ND	0.02	88	99	11.8				30 - 130	20
Benzo(k)fluoranthene	ND	0.10	70	77	9.5				30 - 130	20
Chrysene	ND	0.05	86	91	5.6				30 - 130	20
Dibenz(a,h)anthracene	ND	0.02	89	100	11.6				30 - 130	20
Fluoranthene	ND	0.50	87	98	11.9				30 - 130	20
Fluorene	ND	0.10	81	84	3.6				30 - 130	20
Indeno(1,2,3-cd)pyrene	ND	0.10	87	97	10.9				30 - 130	20
Naphthalene	ND	0.50	67	68	1.5				30 - 130	20
Phenanthrene	ND	0.06	93	98	5.2				30 - 130	20
Pyrene	ND	0.07	92	105	13.2				30 - 130	20
% 2-Fluorobiphenyl	69	%	74	77	4.0				30 - 130	20
% Nitrobenzene-d5	57	%	70	67	4.4				30 - 130	20
% Terphenyl-d14	97	%	93	108	14.9				30 - 130	20
Comment:										
Additional 8270 criteria:20% of compounds can be outside of acceptance criteria as long as recovery is at least 10%. (Acid surrogates acceptance range for aqueous samples: 15-110%, for soils 30-130%)										
QA/QC Batch 552605 (ug/L), QC Sample No: CH10528 (CH10484, CH10485, CH10486, CH10487)										
Volatiles - Ground Water										
1,1,1,2-Tetrachloroethane	ND	1.0	106	103	2.9				70 - 130	20
1,1,1-Trichloroethane	ND	1.0	100	102	2.0				70 - 130	20
1,1,2,2-Tetrachloroethane	ND	0.50	106	104	1.9				70 - 130	20
1,1,2-Trichloroethane	ND	1.0	104	101	2.9				70 - 130	20
1,1-Dichloroethane	ND	1.0	104	103	1.0				70 - 130	20
1,1-Dichloroethene	ND	1.0	104	109	4.7				70 - 130	20
1,1-Dichloropropene	ND	1.0	104	105	1.0				70 - 130	20
1,2,3-Trichlorobenzene	ND	1.0	108	111	2.7				70 - 130	20

QA/QC Data

SDG I.D.: GCH10484

Parameter	Blank	Blk RL	LCS %	LCSD %	LCS RPD	MS %	MSD %	MS RPD	% Rec Limits	% RPD Limits
1,2,3-Trichloropropane	ND	1.0	102	104	1.9				70 - 130	20
1,2,4-Trichlorobenzene	ND	1.0	107	107	0.0				70 - 130	20
1,2,4-Trimethylbenzene	ND	1.0	107	107	0.0				70 - 130	20
1,2-Dibromo-3-chloropropane	ND	1.0	99	107	7.8				70 - 130	20
1,2-Dibromoethane	ND	1.0	102	100	2.0				70 - 130	20
1,2-Dichlorobenzene	ND	1.0	101	104	2.9				70 - 130	20
1,2-Dichloroethane	ND	1.0	103	102	1.0				70 - 130	20
1,2-Dichloropropane	ND	1.0	105	104	1.0				70 - 130	20
1,3,5-Trimethylbenzene	ND	1.0	112	114	1.8				70 - 130	20
1,3-Dichlorobenzene	ND	1.0	106	107	0.9				70 - 130	20
1,3-Dichloropropane	ND	1.0	103	101	2.0				70 - 130	20
1,4-Dichlorobenzene	ND	1.0	105	105	0.0				70 - 130	20
2,2-Dichloropropane	ND	1.0	80	78	2.5				70 - 130	20
2-Chlorotoluene	ND	1.0	109	110	0.9				70 - 130	20
2-Hexanone	ND	5.0	93	96	3.2				70 - 130	20
2-Isopropyltoluene	ND	1.0	110	110	0.0				70 - 130	20
4-Chlorotoluene	ND	1.0	109	108	0.9				70 - 130	20
4-Methyl-2-pentanone	ND	5.0	94	98	4.2				70 - 130	20
Acetone	ND	5.0	100	104	3.9				70 - 130	20
Acrylonitrile	ND	5.0	92	94	2.2				70 - 130	20
Benzene	ND	0.70	100	99	1.0				70 - 130	20
Bromobenzene	ND	1.0	105	105	0.0				70 - 130	20
Bromochloromethane	ND	1.0	102	103	1.0				70 - 130	20
Bromodichloromethane	ND	0.50	107	106	0.9				70 - 130	20
Bromoform	ND	1.0	102	101	1.0				70 - 130	20
Bromomethane	ND	1.0	95	93	2.1				70 - 130	20
Carbon Disulfide	ND	1.0	96	99	3.1				70 - 130	20
Carbon tetrachloride	ND	1.0	101	102	1.0				70 - 130	20
Chlorobenzene	ND	1.0	105	104	1.0				70 - 130	20
Chloroethane	ND	1.0	106	102	3.8				70 - 130	30
Chloroform	ND	1.0	103	104	1.0				70 - 130	20
Chloromethane	ND	1.0	91	90	1.1				70 - 130	20
cis-1,2-Dichloroethene	ND	1.0	99	99	0.0				70 - 130	20
cis-1,3-Dichloropropene	ND	0.40	104	106	1.9				70 - 130	20
Dibromochloromethane	ND	0.50	111	110	0.9				70 - 130	20
Dibromomethane	ND	1.0	98	98	0.0				70 - 130	20
Dichlorodifluoromethane	ND	1.0	96	97	1.0				70 - 130	20
Ethylbenzene	ND	1.0	102	100	2.0				70 - 130	20
Hexachlorobutadiene	ND	0.40	107	107	0.0				70 - 130	20
Isopropylbenzene	ND	1.0	112	113	0.9				70 - 130	20
m&p-Xylene	ND	1.0	103	103	0.0				70 - 130	20
Methyl ethyl ketone	ND	5.0	97	98	1.0				70 - 130	20
Methyl t-butyl ether (MTBE)	ND	1.0	84	81	3.6				70 - 130	20
Methylene chloride	ND	1.0	91	93	2.2				70 - 130	20
Naphthalene	ND	1.0	110	112	1.8				70 - 130	20
n-Butylbenzene	ND	1.0	114	115	0.9				70 - 130	20
n-Propylbenzene	ND	1.0	112	111	0.9				70 - 130	20
o-Xylene	ND	1.0	110	107	2.8				70 - 130	20
p-Isopropyltoluene	ND	1.0	118	121	2.5				70 - 130	20
sec-Butylbenzene	ND	1.0	120	120	0.0				70 - 130	20
Styrene	ND	1.0	112	112	0.0				70 - 130	20
tert-Butylbenzene	ND	1.0	113	116	2.6				70 - 130	20
Tetrachloroethene	ND	1.0	105	104	1.0				70 - 130	20

QA/QC Data

SDG I.D.: GCH10484

Parameter	Blank	Blk RL	LCS %	LCSD %	LCS RPD	MS %	MSD %	MS RPD	% Rec Limits	% RPD Limits
Tetrahydrofuran (THF)	ND	2.5	95	97	2.1				70 - 130	20
Toluene	ND	1.0	99	102	3.0				70 - 130	20
trans-1,2-Dichloroethene	ND	1.0	109	109	0.0				70 - 130	20
trans-1,3-Dichloropropene	ND	0.40	101	105	3.9				70 - 130	20
trans-1,4-dichloro-2-butene	ND	5.0	104	111	6.5				70 - 130	20
Trichloroethene	ND	1.0	103	104	1.0				70 - 130	20
Trichlorofluoromethane	ND	1.0	96	98	2.1				70 - 130	30
Trichlorotrifluoroethane	ND	1.0	102	106	3.8				70 - 130	20
Vinyl chloride	ND	1.0	98	103	5.0				70 - 130	20
% 1,2-dichlorobenzene-d4	100	%	100	100	0.0				70 - 130	20
% Bromofluorobenzene	95	%	99	100	1.0				70 - 130	20
% Dibromofluoromethane	103	%	102	100	2.0				70 - 130	20
% Toluene-d8	97	%	101	99	2.0				70 - 130	20

Comment:

A LCS and LCS Duplicate were performed instead of a matrix spike and matrix spike duplicate.

Additional 8260 criteria: 10% of LCS/LCSD compounds can be outside of acceptance criteria as long as recovery is 40-160%, 25-160% for Chloroethane-HL and Trichlorofluoromethane-HL.

If there are any questions regarding this data, please call Phoenix Client Services at extension 200.

RPD - Relative Percent Difference
LCS - Laboratory Control Sample
LCSD - Laboratory Control Sample Duplicate
MS - Matrix Spike
MS Dup - Matrix Spike Duplicate
NC - No Criteria
Intf - Interference

Phyllis Shiller, Laboratory Director
November 10, 2020

Tuesday, November 10, 2020

Criteria: CT: GWP, RV, SWP

State: CT

Sample Criteria Exceedances Report

GCH10484 - TIGHE-EVER

SampNo	Acode	Phoenix Analyte	Criteria	Result	RL	Criteria	RL Criteria	Analysis Units
CH10484	$8260GWR	1,2-Dibromo-3-chloropropane	CT / RSR GWPC (ug/l) / APS Organics	ND	0.50	0.2	0.2	ug/L
CH10484	$8260GWR	1,2-Dibromoethane	CT / RSR GWPC (ug/l) / Volatiles	ND	0.50	0.05	0.05	ug/L
CH10485	$8260GWR	1,2-Dibromo-3-chloropropane	CT / RSR GWPC (ug/l) / APS Organics	ND	0.50	0.2	0.2	ug/L
CH10485	$8260GWR	1,2-Dibromoethane	CT / RSR GWPC (ug/l) / Volatiles	ND	0.50	0.05	0.05	ug/L
CH10486	$8260GWR	1,2-Dibromo-3-chloropropane	CT / RSR GWPC (ug/l) / APS Organics	ND	0.50	0.2	0.2	ug/L
CH10486	$8260GWR	1,2-Dibromoethane	CT / RSR GWPC (ug/l) / Volatiles	ND	0.50	0.05	0.05	ug/L
CH10487	$8260GWR	1,2-Dibromo-3-chloropropane	CT / RSR GWPC (ug/l) / APS Organics	ND	0.50	0.2	0.2	ug/L
CH10487	$8260GWR	1,2-Dibromoethane	CT / RSR GWPC (ug/l) / Volatiles	ND	0.50	0.05	0.05	ug/L

Phoenix Laboratories does not assume responsibility for the data contained in this exceedance report. It is provided as an additional tool to identify requested criteria exceedences. All efforts are made to ensure the accuracy of the data (obtained from appropriate agencies). A lack of exceedence information does not necessarily suggest conformance to the criteria. It is ultimately the site professional's responsibility to determine appropriate compliance.

REASONABLE CONFIDENCE PROTOCOL
LABORATORY ANALYSIS QA/QC CERTIFICATION FORM

Laboratory Name: Phoenix Environmental Labs, Inc. ***Client:*** Tighe & Bond

Project Location: ROCKVILLE MGP ***Project Number:***

Laboratory Sample ID(s): CH10484-CH10487 ***Sampling Date(s):*** 11/6/2020

List RCP Methods Used (e.g., 8260, 8270, et cetera) 6010, 7470/7471, 8260, 8270, ETPH

1	**For each analytical method referenced in this laboratory report package, were all specified QA/QC performance criteria followed, including the requirement to explain any criteria falling outside of acceptable guidelines, as specified in the CT DEP method-specific Reasonable Confidence Protocol documents?**	☑ Yes ☐ No
1A	**Were the method specified preservation and holding time requirements met?**	☑ Yes ☐ No
1B	***VPH and EPH methods only:*** **Was the VPH or EPH method conducted without significant modifications (see section 11.3 of respective RCP methods)**	☐ Yes ☐ No ☑ NA
2	**Were all samples received by the laboratory in a condition consistent with that described on the associated Chain-of-Custody document(s)?**	☑ Yes ☐ No
3	**Were samples received at an appropriate temperature (< 6 Degrees C)?**	☑ Yes ☐ No ☐ NA
4	**Were all QA/QC performance criteria specified in the CTDEP Reasonable Confidence Protocol documents achieved?**	☑ Yes ☐ No
5	**a) Were reporting limits specified or referenced on the chain-of-custody?** **b) Were these reporting limits met?**	☑ Yes ☐ No ☐ Yes ☑ No
6	**For each analytical method referenced in this laboratory report package, were results reported for all constituents identified in the method-specific analyte lists presented in the Reasonable Confidence Protocol documents?**	☐ Yes ☑ No
7	**Are project-specific matrix spikes and laboratory duplicates included in the data set?**	☐ Yes ☑ No

Notes: For all questions to which the response was "No" (with the exception of question #7), additional information must be provided in an attached narrative. If the answer to question #1, #1A or 1B is "No", the data package does not meet the requirements for "Reasonable Confidence". This form may not be altered and all questions must be answered.

I, the undersigned, attest under the pains and penalties of perjury that, to the best of my knowledge and belief and based upon my personal inquiry of those responsible for providing the information contained in this analytical report, such information is accurate and complete.

Authorized Signature: Rashmi Makol **Position:** Project Manager

Printed Name: Rashmi Makol **Date:** Tuesday, November 10, 2020

Name of Laboratory Phoenix Environmental Labs, Inc.

This certification form is to be used for RCP methods only.

CTDEP RCP Laboratory Analysis QA/QC Certification Form - November 2007
Laboratory Quality Assurance and Quality Control Guidance Reasonable Confidence Protocols

Environmental Laboratories, Inc.
587 East Middle Turnpike, P.O.Box 370, Manchester, CT 06045
Tel. (860) 645-1102 Fax (860) 645-0823

NY # 11301

RCP Certification Report

November 10, 2020

SDG I.D.: GCH10484

SDG Comments

8270 Semi-volatile Organics:
The client requested a short list for 8270 RCP Semivolatile. Only the PAH constituents are reported as requested on the chain-of-custody.

Volatile 8260 analysis:
1,2-Dibromoethane and 1,2-Dibromo-3-chloropropane do not meet the GWP these compounds are analyzed by GC/ECD to achieve this criteria.

Cyanide Narration

Were all QA/QC performance criteria specified in the Reasonable Confidence Protocol documents achieved? Yes.

Instrument:

LACHAT 11/09/20-1 Linnea Skoglund, Chemist 11/09/20

CH10484 , CH10485 , CH10486

The samples were distilled in accordance with the method.
The initial calibration met criteria.

The calibration check standards (ICV,CCV) were within 15% of true value and were analyzed at a frequencey of one per ten samples.
The continuing calibration blanks (ICB,CCB) had concentrations less than the reporting level.

The method blank, laboratory control sample (LCS), and matrix spike were distilled with the samples.

QC (Site Specific):

Batch 552588 (CH10485)

CH10484, CH10485, CH10486

All LCS recoveries were within 90 - 110 with the following exceptions: None.
All MS recoveries were within 90 - 110 with the following exceptions: None.
Additional: LCS acceptance range is 80-120% for soils MS acceptance range 75-125% for soils

ETPH Narration

Were all QA/QC performance criteria specified in the Reasonable Confidence Protocol documents achieved? Yes.

Instrument:

AU-XL1 11/09/20-1 Jeff Bucko, Chemist 11/09/20

CH10484 (1X), CH10485 (1X), CH10486 (1X)

The initial calibration (ETPH929I) RSD for the compound list was less than 30% except for the following compounds: None.
As per section 7.2.3, a discrimination check standard was run (N09A003_1) and contained the following outliers: None.
The continuing calibration %D for the compound list was less than 30% except for the following compounds:None.

QC (Batch Specific):

Batch 552495 (CH10265)

CH10484, CH10485, CH10486

All LCS recoveries were within 60 - 120 with the following exceptions: None.

Environmental Laboratories, Inc.
587 East Middle Turnpike, P.O.Box 370, Manchester, CT 06045
Tel. (860) 645-1102 Fax (860) 645-0823

ACCREDITED IN ACCORDANCE WITH nelac NY # 11301

RCP Certification Report

November 10, 2020

SDG I.D.: GCH10484

ETPH Narration

All LCSD recoveries were within 60 - 120 with the following exceptions: None.
All LCS/LCSD RPDs were less than 30% with the following exceptions: None.
Additional surrogate criteria: LCS acceptance range is 60-120% MS acceptance range 50-150%. The ETPH/DRO LCS has been normalized based on the alkane calibration.

Mercury Narration

Were all QA/QC performance criteria specified in the analytical method achieved? Yes.

Instrument:

MERLIN 11/09/20 09:09 Rick Schweitzer, Chemist 11/09/20

CH10484, CH10485, CH10486

The method preparation blank, ICB, and CCBs contain all of the acids and reagents as the samples.
The initial calibration met all criteria including a standard run at or below the reporting level.
All calibration verification standards (ICV, CCV) met criteria.
All calibration blank verification standards (ICB, CCB) met criteria.
The matrix spike sample is used to identify spectral interference for each batch of samples, if within 85-115%, no interference is observed and no further action is taken.
The following Initial Calibration Verification (ICV) compounds did not meet criteria: None.
The following Continuing Calibration Verification (CCV) compounds did not meet criteria: None.

QC (Batch Specific):

Batch 552564 (CH10920)

CH10484, CH10485, CH10486

All LCS recoveries were within 80 - 120 with the following exceptions: None.
Additional Mercury criteria: LCS acceptance range for waters is 80-120% and for soils is 70-130%. MS acceptance range is 75-125%.

ICP Metals Narration

Were all QA/QC performance criteria specified in the analytical method achieved? Yes.

Instrument:

BLUE 11/07/20 08:50 Emily Kolominskaya, Chemist 11/07/20

CH10484, CH10485, CH10486

The initial calibration met criteria.
The continuing calibration standards met criteria for all the elements reported. The linear range is defined daily by the calibration range.
The continuing calibration blanks were less than the reporting level for the elements reported.
The ICSA and ICSAB were analyzed at the beginning and end of the run and were within criteria.The linear range is defined daily by the calibration range.
The following Initial Calibration Verification (ICV) compounds did not meet criteria: None.
The following Continuing Calibration Verification (CCV) compounds did not meet criteria: None.
The following ICP Interference Check (ICSAB) compounds did not meet criteria: None.

QC (Batch Specific):

Environmental Laboratories, Inc.
587 East Middle Turnpike, P.O.Box 370, Manchester, CT 06045
Tel. (860) 645-1102 Fax (860) 645-0823

NY # 11301

Certification Report

November 10, 2020

SDG I.D.: GCH10484

ICP Metals Narration

Batch 552476 (CH10265)

CH10484, CH10485, CH10486

All LCS recoveries were within 80 - 120 with the following exceptions: None.
All LCSD recoveries were within 80 - 120 with the following exceptions: None.
All LCS/LCSD RPDs were less than 20% with the following exceptions: None.
Additional Criteria: LCS acceptance range is 80-120% MS acceptance range 75-125%.

ICPMS Metals Narration

Were all QA/QC performance criteria specified in the analytical method achieved? Yes.

Instrument:

ICPMS 11/09/20 22:53 Mike Hornak, Chemist 11/09/20

CH10484, CH10485, CH10486

The linear range is defined daily by the calibration range.
The following Initial Calibration Verification (ICV) compounds did not meet criteria: None.
The following Continuing Calibration Verification (CCV) compounds did not meet criteria: None.
The following samples did not meet internal standard criteria: None.

QC (Batch Specific):

Batch 552473 (CH10432)

CH10484, CH10485, CH10486

All LCS recoveries were within 80 - 120 with the following exceptions: None.
All LCSD recoveries were within 80 - 120 with the following exceptions: None.
All LCS/LCSD RPDs were less than 20% with the following exceptions: None.
Additional Criteria: LCS acceptance range is 80-120% MS acceptance range 75-125%.

SVOASIM Narration

Were all QA/QC performance criteria specified in the Reasonable Confidence Protocol documents achieved? Yes.

Instrument:

CHEM33 11/09/20-1 Wes Bryon, Chemist 11/09/20

CH10484 (1X), CH10485 (1X), CH10486 (1X)

Initial Calibration Evaluation (CHEM33/33_PAHSIM_1002):
100% of target compounds met criteria.
The following compounds had %RSDs >20%: None.
The following compounds did not meet recommended response factors: None.
The following compounds did not meet a minimum response factors: None.

Continuing Calibration Verification (CHEM33/1109_03-33_PAHSIM_1002):
Internal standard areas were within 50 to 200% of the initial calibration with the following exceptions: None.
100% of target compounds met criteria.
The following compounds did not meet % deviation criteria: None.
The following compounds did not meet maximum % deviations: None.
The following compounds did not meet recommended response factors: None.
The following compounds did not meet minimum response factors: None.

Environmental Laboratories, Inc.
587 East Middle Turnpike, P.O.Box 370, Manchester, CT 06045
Tel. (860) 645-1102 Fax (860) 645-0823

NY # 11301

RCP Certification Report

November 10, 2020

SDG I.D.: GCH10484

SVOASIM Narration

QC (Batch Specific):

Batch 552492 (CH09937)

CH10484, CH10485, CH10486

All LCS recoveries were within 30 - 130 with the following exceptions: None.
All LCSD recoveries were within 30 - 130 with the following exceptions: None.
All LCS/LCSD RPDs were less than 20% with the following exceptions: None.
Additional 8270 criteria:20% of compounds can be outside of acceptance criteria as long as recovery is at least 10%. (Acid surrogates acceptance range for aqueous samples: 15-110%, for soils 30-130%)

VOA Narration

Were all QA/QC performance criteria specified in the Reasonable Confidence Protocol documents achieved? Yes.

Instrument:

CHEM15 11/06/20-2 Harry Mullin, Chemist 11/06/20

CH10484 (1X), CH10485 (1X), CH10486 (1X), CH10487 (1X)

Initial Calibration Evaluation (CHEM15/VOA15-110620):
91% of target compounds met criteria.
The following compounds had %RSDs >20%: 1,1-Dichloroethane 25% (20%), 2,2-Dichloropropane 34% (20%), cis-1,3-Dichloropropene 22% (20%), Naphthalene 26% (20%), p-Isopropyltoluene 24% (20%), trans-1,4-dichloro-2-butene 26% (20%)
The following compounds did not meet Table 4 recommended minimum response factors: None.
The following compounds did not meet the minimum response factor of 0.05: None.

Continuing Calibration Verification (CHEM15/1106_19-VOA15-110620):
Internal standard areas were within 50 to 200% of the initial calibration with the following exceptions: None.
99% of target compounds met criteria.
The following compounds did not meet % deviation criteria: None.
The following compounds did not meet maximum % deviations: None.
The following compounds did not meet Table 4 recommended minimum response factors: None.

QC (Batch Specific):

Batch 552605 (CH10528) CHEM15 11/6/2020-2

CH10484(1X), CH10485(1X), CH10486(1X), CH10487(1X)

All LCS recoveries were within 70 - 130 with the following exceptions: None.
All LCSD recoveries were within 70 - 130 with the following exceptions: None.
All LCS/LCSD RPDs were less than 20% with the following exceptions: None.
A LCS and LCS Duplicate were performed instead of a matrix spike and matrix spike duplicate.
Additional 8260 criteria: 10% of LCS/LCSD compounds can be outside of acceptance criteria as long as recovery is 40-160%, 25-160% for Chloroethane-HL and Trichlorofluoromethane-HL.

Temperature Narration

The samples were received at 4.1C with cooling initiated.
(Note acceptance criteria for relevant matrices is above freezing up to 6°C)

Cooler: Yes [X] No [ ]
Coolant: IPK [ ] ICE [X] No [ ]

CHAIN OF CUSTODY RECORD

Temp 4.1 °C Pg 1 of 1

PHOENIX *Environmental Laboratories, Inc.*

587 East Middle Turnpike, P.O. Box 370, Manchester, CT 06040
Email: info@phoenixlabs.com Fax (860) 645-0823
Client Services (860) 645-8726

Data Delivery/Contact Options:
[ ] Fax:
[ ] Phone: drew.blichark@eversource.com
[X] Email: lewiley@tighebond.com

Customer: Tighe + Bond
Address: 213 Court St Suite 1100
Middletown CT 06457

Project: Rockville MGP
Report to: Lynn Wiley / Drew Blichark
Invoice to: Eversource Direct Bill - Attn Drew Blichark
QUOTE # EV0052-083A

Project P.O: 10994669

This section MUST be completed with Bottle Quantities.

Client Sample - Information - Identification

Sampler's Signature: [signature] Date: 11/6/20

Matrix Code:
DW=Drinking Water **GW**=Ground Water **SW**=Surface Water **WW**=Waste Water
RW=Raw Water **SE**=Sediment **SL**=Sludge **S**=Soil **SD**=Solid **W**=Wipe **OIL**=Oil
B=Bulk **L**=Liquid **X** = _____(Other)

Analysis Request

PHOENIX USE ONLY SAMPLE #	Customer Sample Identification	Sample Matrix	Date Sampled	Time Sampled	VOCs	PAHs	ETPH	Total Cyanide	RSR metals	MS/MSD*	GL Amber 8 oz. w/H3PO4	Soil VOA Vials [ ] methanol [ ] H2O	GL Soil container ( ) oz	GL Soil container ( ) oz	40 ml VOA Vial [ ] As is [ ] HCL	GL Amber 1000ml [X] As is [ ] H2SO4	PL As is [ ] 250ml [ ] 500ml [ ] 1000ml	PL H2SO4 [ ] 250ml [ ] 500ml	PL HNO3 250ml	PL NaOH 250ml	Bacteria Bottle w/thio	Bacteria Bottle as is
10484	MW-425	GW	11/6/20		X	X	X	X	X				3	3				1	1			
10485	MW-435	1	1		X	X	X	X	X				3	3				1	1			
10480	MW-413M				X	X	X	X	X				3	3				1	1			
10487	TB												2									

Relinquished by:	Accepted by:	Date:	Time:
[signature]	[signature]	11/6/20	11:55

Comments, Special Requirements or Regulations:
*TB received but not listed on CoC - SC

Turnaround Time:
[ ] 1 Day*
[ ] 2 Days*
[ ] 3 Days*
[X] Standard
[ ] Other
* SURCHARGE APPLIES

*MS/MSD are considered site samples and will be billed as such in accordance with the prices quoted.

RI
[ ] (Residential) Direct Exposure
[ ] (Comm/Industrial) Direct Exposure
[ ] GA Leachability
[ ] GB Leachability
[ ] GA-GW Objectives
[ ] GB-GW Objectives

CT
[X] RCP Cert
[ ] GW Protection
[X] SW Protection
[ ] GA Mobility
[ ] GB Mobility
[ ] Residential DEC
[ ] I/C DEC
[X] Other Res VC

MA
[ ] MCP Certification
[ ] GW-1 [ ] MWRA eSMART
[ ] GW-2 [ ] S-1 10% CALC
[ ] GW-3
[ ] S-1 GW-1 [ ] S-1 GW-2 [ ] S-1 GW-3
[ ] S-2 GW-1 [ ] S-2 GW-2 [ ] S-2 GW-3
[ ] S-3 GW-1 [ ] S-3 GW-2 [ ] S-3 GW-3
[ ] SW Protection

State where samples were collected: CT

Data Format
[X] Excel
[X] PDF
[ ] GIS/Key
[ ] EQuIS
[X] Other Env Data
Data Package
[ ] Tier II Checklist
[ ] Full Data Package*
[X] Phoenix Std Report
[ ] Other
* SURCHARGE APPLIES

PEL-126 REV. 06/20

Phase III ESA Laboratory Analytical Data

Soil Vapor/ Indoor Air/ Outdoor Air

PHOENIX
Environmental Laboratories, Inc.

Wednesday, March 18, 2020

Attn: Lynn Willey
Tighe & Bond
213 Court St, Suite 1100
Middletown, CT 06457

Project ID: EVERSOURCE ROCKVILLE MGP
SDG ID: GCF49368
Sample ID#s: CF49368 - CF49372

This laboratory is in compliance with the NELAC requirements of procedures used except where indicated.

This report contains results for the parameters tested, under the sampling conditions described on the Chain Of Custody, as received by the laboratory. This report is incomplete unless all pages indicated in the pagination at the bottom of the page are included.

A scanned version of the COC form accompanies the analytical report and is an exact duplicate of the original.

If you are the client above and have any questions concerning this testing, please do not hesitate to contact Phoenix Client Services at ext.200. The contents of this report cannot be discussed with anyone other than the client listed above without their written consent.

Sincerely yours,

Phyllis Shiller
Laboratory Director

NELAC - #NY11301
CT Lab Registration #PH-0618
MA Lab Registration #M-CT007
ME Lab Registration #CT-007
NH Lab Registration #213693-A,B
NJ Lab Registration #CT-003
NY Lab Registration #11301
PA Lab Registration #68-03530
RI Lab Registration #63
UT Lab Registration #CT00007
VT Lab Registration #VT11301

Environmental Laboratories, Inc.
587 East Middle Turnpike, P.O.Box 370, Manchester, CT 06045
Tel. (860) 645-1102 Fax (860) 645-0823

Sample Id Cross Reference

March 18, 2020

SDG I.D.: GCF49368

Project ID: EVERSOURCE ROCKVILLE MGP

Client Id	Lab Id	Matrix
SV-05	CF49368	AIR
IA-04	CF49369	AIR
IA-05	CF49370	AIR
IA-03	CF49371	AIR
SV-03	CF49372	AIR

Environmental Laboratories, Inc.
587 East Middle Turnpike, P.O.Box 370, Manchester, CT 06045
Tel. (860) 645-1102 Fax (860) 645-0823

Analysis Report

March 18, 2020

FOR: Attn: Lynn Willey
Tighe & Bond
213 Court St, Suite 1100
Middletown, CT 06457

Sample Information		Custody Information		Date	Time
Matrix:	AIR	Collected by:	LW	03/11/20	19:34
Location Code:	TIGHE-EVER	Received by:	B	03/12/20	19:18
Rush Request:	72 Hour	Analyzed by:	see "By" below		
P.O.#:	10948703				
Canister Id:	28588				

Laboratory Data

SDG ID: GCF49368
Phoenix ID: CF49368

Project ID: EVERSOURCE ROCKVILLE MGP
Client ID: SV-05

Parameter	ppbv Result	ppbv RL	ug/m3 Result	ug/m3 RL	Date/Time	By	Dilution
Volatiles (TO15)							
1,1,1,2-Tetrachloroethane	ND	*0.500*	ND	*3.43*	03/13/20	KCA	1
1,1,1-Trichloroethane	ND	*0.500*	ND	*2.73*	03/13/20	KCA	1
1,1,2,2-Tetrachloroethane	ND	*0.500*	ND	*3.43*	03/13/20	KCA	1
1,1,2-Trichloroethane	ND	*0.500*	ND	*2.73*	03/13/20	KCA	1
1,1-Dichloroethane	ND	*0.500*	ND	*2.02*	03/13/20	KCA	1
1,1-Dichloroethene	ND	*0.500*	ND	*1.98*	03/13/20	KCA	1
1,2,4-Trichlorobenzene	ND	*0.500*	ND	*3.71*	03/13/20	KCA	1
1,2,4-Trimethylbenzene	ND	*0.500*	ND	*2.46*	03/13/20	KCA	1
1,2-Dibromoethane(EDB)	ND	*0.500*	ND	*3.84*	03/13/20	KCA	1
1,2-Dichlorobenzene	ND	*0.500*	ND	*3.00*	03/13/20	KCA	1
1,2-Dichloroethane	ND	*0.500*	ND	*2.02*	03/13/20	KCA	1
1,2-dichloropropane	ND	*0.500*	ND	*2.31*	03/13/20	KCA	1
1,2-Dichlorotetrafluoroethane	ND	*0.500*	ND	*3.49*	03/13/20	KCA	1
1,3,5-Trimethylbenzene	ND	*0.500*	ND	*2.46*	03/13/20	KCA	1
1,3-Butadiene	ND	*0.500*	ND	*1.11*	03/13/20	KCA	1
1,3-Dichlorobenzene	ND	*0.500*	ND	*3.00*	03/13/20	KCA	1
1,4-Dichlorobenzene	ND	*0.500*	ND	*3.00*	03/13/20	KCA	1
1,4-Dioxane	ND	*0.500*	ND	*1.80*	03/13/20	KCA	1
2-Hexanone(MBK)	ND	*0.500*	ND	*2.05*	03/13/20	KCA	1
4-Ethyltoluene	ND	*0.500*	ND	*2.46*	03/13/20	KCA	1
4-Isopropyltoluene	ND	*0.500*	ND	*2.74*	03/13/20	KCA	1
4-Methyl-2-pentanone(MIBK)	ND	*0.500*	ND	*2.05*	03/13/20	KCA	1
Acetone	4.24	*0.500*	10.1	*1.19*	03/13/20	KCA	1
Acrylonitrile	ND	*0.500*	ND	*1.08*	03/13/20	KCA	1
Benzene	ND	*0.500*	ND	*1.60*	03/13/20	KCA	1
Benzyl chloride	ND	*0.500*	ND	*2.59*	03/13/20	KCA	1

Ver 1

Project ID: EVERSOURCE ROCKVILLE MGP
Client ID: SV-05

Phoenix I.D.: CF49368

Parameter	ppbv Result		ppbv RL	ug/m3 Result	ug/m3 RL	Date/Time	By	Dilution
Bromodichloromethane	ND		*0.500*	ND	*3.35*	03/13/20	KCA	1
Bromoform	ND		*0.500*	ND	*5.17*	03/13/20	KCA	1
Bromomethane	ND		*0.500*	ND	*1.94*	03/13/20	KCA	1
Carbon Disulfide	ND		*0.500*	ND	*1.56*	03/13/20	KCA	1
Carbon Tetrachloride	ND		*0.500*	ND	*3.14*	03/13/20	KCA	1
Chlorobenzene	ND		*0.500*	ND	*2.30*	03/13/20	KCA	1
Chloroethane	ND		*0.500*	ND	*1.32*	03/13/20	KCA	1
Chloroform	ND		*0.500*	ND	*2.44*	03/13/20	KCA	1
Chloromethane	ND		*0.500*	ND	*1.03*	03/13/20	KCA	1
Cis-1,2-Dichloroethene	ND		*0.500*	ND	*1.98*	03/13/20	KCA	1
cis-1,3-Dichloropropene	ND		*0.500*	ND	*2.27*	03/13/20	KCA	1
Cyclohexane	ND		*0.500*	ND	*1.72*	03/13/20	KCA	1
Dibromochloromethane	ND		*0.500*	ND	*4.26*	03/13/20	KCA	1
Dichlorodifluoromethane	ND		*0.500*	ND	*2.47*	03/13/20	KCA	1
Ethanol	153	E	*0.500*	288	*0.94*	03/13/20	KCA	1
Ethyl acetate	ND		*0.500*	ND	*1.80*	03/13/20	KCA	1
Ethylbenzene	ND		*0.500*	ND	*2.17*	03/13/20	KCA	1
Heptane	ND		*0.500*	ND	*2.05*	03/13/20	KCA	1
Hexachlorobutadiene	ND		*0.500*	ND	*5.33*	03/13/20	KCA	1
Hexane	5.22		*0.500*	18.4	*1.76*	03/13/20	KCA	1
Isopropylalcohol	6.44		*0.500*	15.8	*1.23*	03/13/20	KCA	1
Isopropylbenzene	ND		*0.500*	ND	*2.46*	03/13/20	KCA	1
m,p-Xylene	ND		*1.00*	ND	*4.34*	03/13/20	KCA	1
Methyl Ethyl Ketone	ND		*0.500*	ND	*1.47*	03/13/20	KCA	1
Methyl tert-butyl ether(MTBE)	ND		*0.500*	ND	*1.80*	03/13/20	KCA	1
Methylene Chloride	1.01		*0.500*	3.51	*1.74*	03/13/20	KCA	1
n-Butylbenzene	ND		*0.500*	ND	*2.74*	03/13/20	KCA	1
o-Xylene	ND		*0.500*	ND	*2.17*	03/13/20	KCA	1
Propylene	ND		*0.500*	ND	*0.86*	03/13/20	KCA	1
sec-Butylbenzene	ND		*0.500*	ND	*2.74*	03/13/20	KCA	1
Styrene	ND		*0.500*	ND	*2.13*	03/13/20	KCA	1
Tetrachloroethene	ND		*0.200*	ND	*1.36*	03/13/20	KCA	1
Tetrahydrofuran	ND		*0.500*	ND	*1.47*	03/13/20	KCA	1
Toluene	1.05		*0.500*	3.95	*1.88*	03/13/20	KCA	1
Trans-1,2-Dichloroethene	ND		*0.500*	ND	*1.98*	03/13/20	KCA	1
trans-1,3-Dichloropropene	ND		*0.500*	ND	*2.27*	03/13/20	KCA	1
Trichloroethene	0.433		*0.200*	2.33	*1.07*	03/13/20	KCA	1
Trichlorofluoromethane	ND		*0.500*	ND	*2.81*	03/13/20	KCA	1
Trichlorotrifluoroethane	ND		*0.500*	ND	*3.83*	03/13/20	KCA	1
Vinyl Chloride	ND		*0.500*	ND	*1.28*	03/13/20	KCA	1
QA/QC Surrogates/Internals								
% Bromofluorobenzene	96		*%*	96	*%*	03/13/20	KCA	1
% IS-1,4-Difluorobenzene	117		*%*	117	*%*	03/13/20	KCA	1
% IS-Bromochloromethane	113		*%*	113	*%*	03/13/20	KCA	1
% IS-Chlorobenzene-d5	113		*%*	113	*%*	03/13/20	KCA	1
APH Hydrocarbon Ranges (MA APH Rev1)								
C5-C8 Aliphatic Hydrocarbons 1,2	n.a.		*n.a.*	280	*11*	03/14/20	KCA	1
C9-C10 Aromatic Hydrocarbons	n.a.		*n.a.*	31	*10*	03/14/20	KCA	1
C9-C12 Aliphatic Hydrocarbons 1,3	n.a.		*n.a.*	670	*18*	03/14/20	KCA	1

Ver 1

Project ID: EVERSOURCE ROCKVILLE MGP
Client ID: SV-05

Phoenix I.D.: CF49368

Parameter	ppbv Result	ppbv RL	ug/m3 Result	ug/m3 RL	Date/Time	By	Dilution
Target APH Analytes							
1,3-Butadiene	ND	*0.500*	ND	*1.11*	03/14/20	KCA	1
Benzene	ND	*0.200*	ND	*0.64*	03/14/20	KCA	1
Ethylbenzene	ND	*0.500*	ND	*2.17*	03/14/20	KCA	1
m,p-Xylene	ND	*1.00*	ND	*4.34*	03/14/20	KCA	1
Methyl tert-butyl ether(MTBE)	ND	*0.500*	ND	*1.80*	03/14/20	KCA	1
Naphthalene	ND	*0.100*	ND	*0.52*	03/14/20	KCA	1
o-Xylene	ND	*0.500*	ND	*2.17*	03/14/20	KCA	1
Toluene	0.882	*0.500*	3.32	*1.88*	03/14/20	KCA	1
QA/QC Surrogates/Internals							
% Bromofluorobenzene	88	*%*	88	*%*	03/14/20	KCA	1
% IS-1,4-Difluorobenzene	102	*%*	102	*%*	03/14/20	KCA	1
% IS-Bromochloromethane	108	*%*	108	*%*	03/14/20	KCA	1
% IS-Chlorobenzene-d5	111	*%*	111	*%*	03/14/20	KCA	1

RL/PQL=Reporting/Practical Quantitation Level ND=Not Detected BRL=Below Reporting Level
QA/QC Surrogates: Surrogates are compounds (preceeded with a %) added by the lab to determine analysis efficiency. Surrogate results(%) listed in the report are not "detected" compounds.

Comments:

APH:
*1 Hydrocarbon range data exclude any internals/standards eluting in that range.
*2 C5-C8 Aliphatics exclude the conc. of Target Analytes.
*3 C9-C12 Aliphatics exclude the conc. of Target Analytes and C9-C10 Aromatics.

E = Estimated value quantitated above calibration range for this compound.

If you are the client above and have any questions concerning this testing, please do not hesitate to contact Phoenix Client Services at ext.200.
The contents of this report cannot be discussed with anyone other than the client listed above without their written consent.



Phyllis Shiller, Laboratory Director
March 18, 2020
Reviewed and Released by: Greg Lawrence, Assistant Lab Director

Environmental Laboratories, Inc.
587 East Middle Turnpike, P.O.Box 370, Manchester, CT 06045
Tel. (860) 645-1102 Fax (860) 645-0823

Analysis Report

March 18, 2020

FOR: Attn: Lynn Willey
Tighe & Bond
213 Court St, Suite 1100
Middletown, CT 06457

Sample Information		Custody Information		Date	Time
Matrix:	AIR	Collected by:	LW	03/11/20	19:04
Location Code:	TIGHE-EVER	Received by:	B	03/12/20	19:18
Rush Request:	72 Hour	Analyzed by:	see "By" below		
P.O.#:	10948703				
Canister Id:	28566				

Laboratory Data

SDG ID: GCF49368
Phoenix ID: CF49369

Project ID: EVERSOURCE ROCKVILLE MGP
Client ID: IA-04

Parameter	ppbv Result	ppbv RL	ug/m3 Result	ug/m3 RL	Date/Time	By	Dilution
Volatiles (TO15)							
1,1,1,2-Tetrachloroethane	ND	*0.500*	ND	*3.43*	03/13/20	KCA	1
1,1,1-Trichloroethane	ND	*0.500*	ND	*2.73*	03/13/20	KCA	1
1,1,2,2-Tetrachloroethane	ND	*0.500*	ND	*3.43*	03/13/20	KCA	1
1,1,2-Trichloroethane	ND	*0.500*	ND	*2.73*	03/13/20	KCA	1
1,1-Dichloroethane	ND	*0.500*	ND	*2.02*	03/13/20	KCA	1
1,1-Dichloroethene	ND	*0.500*	ND	*1.98*	03/13/20	KCA	1
1,2,4-Trichlorobenzene	ND	*0.500*	ND	*3.71*	03/13/20	KCA	1
1,2,4-Trimethylbenzene	ND	*0.500*	ND	*2.46*	03/13/20	KCA	1
1,2-Dibromoethane(EDB)	ND	*0.500*	ND	*3.84*	03/13/20	KCA	1
1,2-Dichlorobenzene	ND	*0.500*	ND	*3.00*	03/13/20	KCA	1
1,2-Dichloroethane	ND	*0.500*	ND	*2.02*	03/13/20	KCA	1
1,2-dichloropropane	ND	*0.500*	ND	*2.31*	03/13/20	KCA	1
1,2-Dichlorotetrafluoroethane	ND	*0.500*	ND	*3.49*	03/13/20	KCA	1
1,3,5-Trimethylbenzene	ND	*0.500*	ND	*2.46*	03/13/20	KCA	1
1,3-Butadiene	ND	*0.500*	ND	*1.11*	03/13/20	KCA	1
1,3-Dichlorobenzene	ND	*0.500*	ND	*3.00*	03/13/20	KCA	1
1,4-Dichlorobenzene	ND	*0.500*	ND	*3.00*	03/13/20	KCA	1
1,4-Dioxane	ND	*0.500*	ND	*1.80*	03/13/20	KCA	1
2-Hexanone(MBK)	ND	*0.500*	ND	*2.05*	03/13/20	KCA	1
4-Ethyltoluene	ND	*0.500*	ND	*2.46*	03/13/20	KCA	1
4-Isopropyltoluene	ND	*0.500*	ND	*2.74*	03/13/20	KCA	1
4-Methyl-2-pentanone(MIBK)	ND	*0.500*	ND	*2.05*	03/13/20	KCA	1
Acetone	4.19	*0.500*	9.9	*1.19*	03/13/20	KCA	1
Acrylonitrile	ND	*0.500*	ND	*1.08*	03/13/20	KCA	1
Benzene	ND	*0.500*	ND	*1.60*	03/13/20	KCA	1
Benzyl chloride	ND	*0.500*	ND	*2.59*	03/13/20	KCA	1

Ver 1

Project ID: EVERSOURCE ROCKVILLE MGP
Client ID: IA-04
Phoenix I.D.: CF49369

Parameter	ppbv Result	ppbv RL	ug/m3 Result	ug/m3 RL	Date/Time	By	Dilution
Bromodichloromethane	ND	*0.500*	ND	*3.35*	03/13/20	KCA	1
Bromoform	ND	*0.500*	ND	*5.17*	03/13/20	KCA	1
Bromomethane	ND	*0.500*	ND	*1.94*	03/13/20	KCA	1
Carbon Disulfide	ND	*0.500*	ND	*1.56*	03/13/20	KCA	1
Carbon Tetrachloride	ND	*0.500*	ND	*3.14*	03/13/20	KCA	1
Chlorobenzene	ND	*0.500*	ND	*2.30*	03/13/20	KCA	1
Chloroethane	ND	*0.500*	ND	*1.32*	03/13/20	KCA	1
Chloroform	ND	*0.500*	ND	*2.44*	03/13/20	KCA	1
Chloromethane	0.672	*0.500*	1.39	*1.03*	03/13/20	KCA	1
Cis-1,2-Dichloroethene	ND	*0.500*	ND	*1.98*	03/13/20	KCA	1
cis-1,3-Dichloropropene	ND	*0.500*	ND	*2.27*	03/13/20	KCA	1
Cyclohexane	ND	*0.500*	ND	*1.72*	03/13/20	KCA	1
Dibromochloromethane	ND	*0.500*	ND	*4.26*	03/13/20	KCA	1
Dichlorodifluoromethane	ND	*0.500*	ND	*2.47*	03/13/20	KCA	1
Ethanol	34.0	*0.500*	64.0	*0.94*	03/13/20	KCA	1
Ethyl acetate	ND	*0.500*	ND	*1.80*	03/13/20	KCA	1
Ethylbenzene	ND	*0.500*	ND	*2.17*	03/13/20	KCA	1
Heptane	ND	*0.500*	ND	*2.05*	03/13/20	KCA	1
Hexachlorobutadiene	ND	*0.500*	ND	*5.33*	03/13/20	KCA	1
Hexane	ND	*0.500*	ND	*1.76*	03/13/20	KCA	1
Isopropylalcohol	2.60	*0.500*	6.39	*1.23*	03/13/20	KCA	1
Isopropylbenzene	ND	*0.500*	ND	*2.46*	03/13/20	KCA	1
m,p-Xylene	ND	*1.00*	ND	*4.34*	03/13/20	KCA	1
Methyl Ethyl Ketone	ND	*0.500*	ND	*1.47*	03/13/20	KCA	1
Methyl tert-butyl ether(MTBE)	ND	*0.500*	ND	*1.80*	03/13/20	KCA	1
Methylene Chloride	ND	*0.500*	ND	*1.74*	03/13/20	KCA	1
n-Butylbenzene	ND	*0.500*	ND	*2.74*	03/13/20	KCA	1
o-Xylene	ND	*0.500*	ND	*2.17*	03/13/20	KCA	1
Propylene	ND	*0.500*	ND	*0.86*	03/13/20	KCA	1
sec-Butylbenzene	ND	*0.500*	ND	*2.74*	03/13/20	KCA	1
Styrene	ND	*0.500*	ND	*2.13*	03/13/20	KCA	1
Tetrachloroethene	ND	*0.200*	ND	*1.36*	03/13/20	KCA	1
Tetrahydrofuran	ND	*0.500*	ND	*1.47*	03/13/20	KCA	1
Toluene	ND	*0.500*	ND	*1.88*	03/13/20	KCA	1
Trans-1,2-Dichloroethene	ND	*0.500*	ND	*1.98*	03/13/20	KCA	1
trans-1,3-Dichloropropene	ND	*0.500*	ND	*2.27*	03/13/20	KCA	1
Trichloroethene	ND	*0.200*	ND	*1.07*	03/13/20	KCA	1
Trichlorofluoromethane	ND	*0.500*	ND	*2.81*	03/13/20	KCA	1
Trichlorotrifluoroethane	ND	*0.500*	ND	*3.83*	03/13/20	KCA	1
Vinyl Chloride	ND	*0.500*	ND	*1.28*	03/13/20	KCA	1
QA/QC Surrogates/Internals							
% Bromofluorobenzene	93	*%*	93	*%*	03/13/20	KCA	1
% IS-1,4-Difluorobenzene	87	*%*	87	*%*	03/13/20	KCA	1
% IS-Bromochloromethane	94	*%*	94	*%*	03/13/20	KCA	1
% IS-Chlorobenzene-d5	90	*%*	90	*%*	03/13/20	KCA	1
APH Hydrocarbon Ranges (MA APH Rev1)							
C5-C8 Aliphatic Hydrocarbons 1,2	n.a.	*n.a.*	26	*11*	03/14/20	KCA	1
C9-C10 Aromatic Hydrocarbons	n.a.	*n.a.*	ND	*10*	03/14/20	KCA	1
C9-C12 Aliphatic Hydrocarbons 1,3	n.a.	*n.a.*	ND	*18*	03/14/20	KCA	1

Ver 1

Project ID: EVERSOURCE ROCKVILLE MGP
Client ID: IA-04

Phoenix I.D.: CF49369

Parameter	ppbv Result	ppbv RL	ug/m3 Result	ug/m3 RL	Date/Time	By	Dilution
Target APH Analytes							
1,3-Butadiene	ND	*0.500*	ND	*1.11*	03/14/20	KCA	1
Benzene	ND	*0.200*	ND	*0.64*	03/14/20	KCA	1
Ethylbenzene	ND	*0.500*	ND	*2.17*	03/14/20	KCA	1
m,p-Xylene	ND	*1.00*	ND	*4.34*	03/14/20	KCA	1
Methyl tert-butyl ether(MTBE)	ND	*0.500*	ND	*1.80*	03/14/20	KCA	1
Naphthalene	ND	*0.100*	ND	*0.52*	03/14/20	KCA	1
o-Xylene	ND	*0.500*	ND	*2.17*	03/14/20	KCA	1
Toluene	ND	*0.500*	ND	*1.88*	03/14/20	KCA	1
QA/QC Surrogates/Internals							
% Bromofluorobenzene	92	*%*	92	*%*	03/14/20	KCA	1
% IS-1,4-Difluorobenzene	91	*%*	91	*%*	03/14/20	KCA	1
% IS-Bromochloromethane	95	*%*	95	*%*	03/14/20	KCA	1
% IS-Chlorobenzene-d5	92	*%*	92	*%*	03/14/20	KCA	1

RL/PQL=Reporting/Practical Quantitation Level ND=Not Detected BRL=Below Reporting Level
QA/QC Surrogates: Surrogates are compounds (preceeded with a %) added by the lab to determine analysis efficiency. Surrogate results(%) listed in the report are not "detected" compounds.

Comments:

APH:
*1 Hydrocarbon range data exclude any internals/standards eluting in that range.
*2 C5-C8 Aliphatics exclude the conc. of Target Analytes.
*3 C9-C12 Aliphatics exclude the conc. of Target Analytes and C9-C10 Aromatics.

If you are the client above and have any questions concerning this testing, please do not hesitate to contact Phoenix Client Services at ext.200.
The contents of this report cannot be discussed with anyone other than the client listed above without their written consent.



Phyllis Shiller, Laboratory Director
March 18, 2020
Reviewed and Released by: Greg Lawrence, Assistant Lab Director

Environmental Laboratories, Inc.
587 East Middle Turnpike, P.O.Box 370, Manchester, CT 06045
Tel. (860) 645-1102 Fax (860) 645-0823

Analysis Report

March 18, 2020

FOR: Attn: Lynn Willey
Tighe & Bond
213 Court St, Suite 1100
Middletown, CT 06457

Sample Information		Custody Information		Date	Time
Matrix:	AIR	Collected by:	LW	03/11/20	19:30
Location Code:	TIGHE-EVER	Received by:	B	03/12/20	19:18
Rush Request:	72 Hour	Analyzed by:	see "By" below		
P.O.#:	10948703				
Canister Id:	19786				

Laboratory Data

SDG ID: GCF49368
Phoenix ID: CF49370

Project ID: EVERSOURCE ROCKVILLE MGP
Client ID: IA-05

Parameter	ppbv Result	ppbv RL	ug/m3 Result	ug/m3 RL	Date/Time	By	Dilution
Volatiles (TO15)							
1,1,1,2-Tetrachloroethane	ND	*0.500*	ND	*3.43*	03/13/20	KCA	1
1,1,1-Trichloroethane	ND	*0.500*	ND	*2.73*	03/13/20	KCA	1
1,1,2,2-Tetrachloroethane	ND	*0.500*	ND	*3.43*	03/13/20	KCA	1
1,1,2-Trichloroethane	ND	*0.500*	ND	*2.73*	03/13/20	KCA	1
1,1-Dichloroethane	ND	*0.500*	ND	*2.02*	03/13/20	KCA	1
1,1-Dichloroethene	ND	*0.500*	ND	*1.98*	03/13/20	KCA	1
1,2,4-Trichlorobenzene	ND	*0.500*	ND	*3.71*	03/13/20	KCA	1
1,2,4-Trimethylbenzene	ND	*0.500*	ND	*2.46*	03/13/20	KCA	1
1,2-Dibromoethane(EDB)	ND	*0.500*	ND	*3.84*	03/13/20	KCA	1
1,2-Dichlorobenzene	ND	*0.500*	ND	*3.00*	03/13/20	KCA	1
1,2-Dichloroethane	ND	*0.500*	ND	*2.02*	03/13/20	KCA	1
1,2-dichloropropane	ND	*0.500*	ND	*2.31*	03/13/20	KCA	1
1,2-Dichlorotetrafluoroethane	ND	*0.500*	ND	*3.49*	03/13/20	KCA	1
1,3,5-Trimethylbenzene	ND	*0.500*	ND	*2.46*	03/13/20	KCA	1
1,3-Butadiene	ND	*0.500*	ND	*1.11*	03/13/20	KCA	1
1,3-Dichlorobenzene	ND	*0.500*	ND	*3.00*	03/13/20	KCA	1
1,4-Dichlorobenzene	ND	*0.500*	ND	*3.00*	03/13/20	KCA	1
1,4-Dioxane	ND	*0.500*	ND	*1.80*	03/13/20	KCA	1
2-Hexanone(MBK)	ND	*0.500*	ND	*2.05*	03/13/20	KCA	1
4-Ethyltoluene	ND	*0.500*	ND	*2.46*	03/13/20	KCA	1
4-Isopropyltoluene	ND	*0.500*	ND	*2.74*	03/13/20	KCA	1
4-Methyl-2-pentanone(MIBK)	ND	*0.500*	ND	*2.05*	03/13/20	KCA	1
Acetone	3.96	*0.500*	9.40	*1.19*	03/13/20	KCA	1
Acrylonitrile	ND	*0.500*	ND	*1.08*	03/13/20	KCA	1
Benzene	ND	*0.500*	ND	*1.60*	03/13/20	KCA	1
Benzyl chloride	ND	*0.500*	ND	*2.59*	03/13/20	KCA	1

Ver 1

Project ID: EVERSOURCE ROCKVILLE MGP
Client ID: IA-05

Phoenix I.D.: CF49370

Parameter	ppbv Result	ppbv RL	ug/m3 Result	ug/m3 RL	Date/Time	By	Dilution
Bromodichloromethane	ND	*0.500*	ND	*3.35*	03/13/20	KCA	1
Bromoform	ND	*0.500*	ND	*5.17*	03/13/20	KCA	1
Bromomethane	ND	*0.500*	ND	*1.94*	03/13/20	KCA	1
Carbon Disulfide	ND	*0.500*	ND	*1.56*	03/13/20	KCA	1
Carbon Tetrachloride	ND	*0.500*	ND	*3.14*	03/13/20	KCA	1
Chlorobenzene	ND	*0.500*	ND	*2.30*	03/13/20	KCA	1
Chloroethane	ND	*0.500*	ND	*1.32*	03/13/20	KCA	1
Chloroform	ND	*0.500*	ND	*2.44*	03/13/20	KCA	1
Chloromethane	0.734	*0.500*	1.51	*1.03*	03/13/20	KCA	1
Cis-1,2-Dichloroethene	ND	*0.500*	ND	*1.98*	03/13/20	KCA	1
cis-1,3-Dichloropropene	ND	*0.500*	ND	*2.27*	03/13/20	KCA	1
Cyclohexane	ND	*0.500*	ND	*1.72*	03/13/20	KCA	1
Dibromochloromethane	ND	*0.500*	ND	*4.26*	03/13/20	KCA	1
Dichlorodifluoromethane	ND	*0.500*	ND	*2.47*	03/13/20	KCA	1
Ethanol	28.0	*0.500*	52.7	*0.94*	03/13/20	KCA	1
Ethyl acetate	ND	*0.500*	ND	*1.80*	03/13/20	KCA	1
Ethylbenzene	ND	*0.500*	ND	*2.17*	03/13/20	KCA	1
Heptane	ND	*0.500*	ND	*2.05*	03/13/20	KCA	1
Hexachlorobutadiene	ND	*0.500*	ND	*5.33*	03/13/20	KCA	1
Hexane	ND	*0.500*	ND	*1.76*	03/13/20	KCA	1
Isopropylalcohol	0.903	*0.500*	2.22	*1.23*	03/13/20	KCA	1
Isopropylbenzene	ND	*0.500*	ND	*2.46*	03/13/20	KCA	1
m,p-Xylene	ND	*1.00*	ND	*4.34*	03/13/20	KCA	1
Methyl Ethyl Ketone	ND	*0.500*	ND	*1.47*	03/13/20	KCA	1
Methyl tert-butyl ether(MTBE)	ND	*0.500*	ND	*1.80*	03/13/20	KCA	1
Methylene Chloride	ND	*0.500*	ND	*1.74*	03/13/20	KCA	1
n-Butylbenzene	ND	*0.500*	ND	*2.74*	03/13/20	KCA	1
o-Xylene	ND	*0.500*	ND	*2.17*	03/13/20	KCA	1
Propylene	ND	*0.500*	ND	*0.86*	03/13/20	KCA	1
sec-Butylbenzene	ND	*0.500*	ND	*2.74*	03/13/20	KCA	1
Styrene	ND	*0.500*	ND	*2.13*	03/13/20	KCA	1
Tetrachloroethene	ND	*0.200*	ND	*1.36*	03/13/20	KCA	1
Tetrahydrofuran	ND	*0.500*	ND	*1.47*	03/13/20	KCA	1
Toluene	ND	*0.500*	ND	*1.88*	03/13/20	KCA	1
Trans-1,2-Dichloroethene	ND	*0.500*	ND	*1.98*	03/13/20	KCA	1
trans-1,3-Dichloropropene	ND	*0.500*	ND	*2.27*	03/13/20	KCA	1
Trichloroethene	ND	*0.200*	ND	*1.07*	03/13/20	KCA	1
Trichlorofluoromethane	ND	*0.500*	ND	*2.81*	03/13/20	KCA	1
Trichlorotrifluoroethane	ND	*0.500*	ND	*3.83*	03/13/20	KCA	1
Vinyl Chloride	ND	*0.500*	ND	*1.28*	03/13/20	KCA	1
QA/QC Surrogates/Internals							
% Bromofluorobenzene	93	*%*	93	*%*	03/13/20	KCA	1
% IS-1,4-Difluorobenzene	87	*%*	87	*%*	03/13/20	KCA	1
% IS-Bromochloromethane	92	*%*	92	*%*	03/13/20	KCA	1
% IS-Chlorobenzene-d5	87	*%*	87	*%*	03/13/20	KCA	1
APH Hydrocarbon Ranges (MA APH Rev1)							
C5-C8 Aliphatic Hydrocarbons 1,2	n.a.	*n.a.*	24	*11*	03/14/20	KCA	1
C9-C10 Aromatic Hydrocarbons	n.a.	*n.a.*	ND	*10*	03/14/20	KCA	1
C9-C12 Aliphatic Hydrocarbons 1,3	n.a.	*n.a.*	ND	*18*	03/14/20	KCA	1

Ver 1

Project ID: EVERSOURCE ROCKVILLE MGP
Client ID: IA-05

Phoenix I.D.: CF49370

Parameter	ppbv Result	ppbv RL	ug/m3 Result	ug/m3 RL	Date/Time	By	Dilution
Target APH Analytes							
1,3-Butadiene	ND	*0.500*	ND	*1.11*	03/14/20	KCA	1
Benzene	ND	*0.200*	ND	*0.64*	03/14/20	KCA	1
Ethylbenzene	ND	*0.500*	ND	*2.17*	03/14/20	KCA	1
m,p-Xylene	ND	*1.00*	ND	*4.34*	03/14/20	KCA	1
Methyl tert-butyl ether(MTBE)	ND	*0.500*	ND	*1.80*	03/14/20	KCA	1
Naphthalene	ND	*0.100*	ND	*0.52*	03/14/20	KCA	1
o-Xylene	ND	*0.500*	ND	*2.17*	03/14/20	KCA	1
Toluene	ND	*0.500*	ND	*1.88*	03/14/20	KCA	1
QA/QC Surrogates/Internals							
% Bromofluorobenzene	91	*%*	91	*%*	03/14/20	KCA	1
% IS-1,4-Difluorobenzene	89	*%*	89	*%*	03/14/20	KCA	1
% IS-Bromochloromethane	95	*%*	95	*%*	03/14/20	KCA	1
% IS-Chlorobenzene-d5	91	*%*	91	*%*	03/14/20	KCA	1

RL/PQL=Reporting/Practical Quantitation Level ND=Not Detected BRL=Below Reporting Level
QA/QC Surrogates: Surrogates are compounds (preceeded with a %) added by the lab to determine analysis efficiency. Surrogate results(%) listed in the report are not "detected" compounds.

Comments:

APH:
*1 Hydrocarbon range data exclude any internals/standards eluting in that range.
*2 C5-C8 Aliphatics exclude the conc. of Target Analytes.
*3 C9-C12 Aliphatics exclude the conc. of Target Analytes and C9-C10 Aromatics.

If you are the client above and have any questions concerning this testing, please do not hesitate to contact Phoenix Client Services at ext.200.
The contents of this report cannot be discussed with anyone other than the client listed above without their written consent.



Phyllis Shiller, Laboratory Director
March 18, 2020
Reviewed and Released by: Greg Lawrence, Assistant Lab Director

Environmental Laboratories, Inc.
587 East Middle Turnpike, P.O.Box 370, Manchester, CT 06045
Tel. (860) 645-1102 Fax (860) 645-0823

Analysis Report

March 18, 2020

FOR: Attn: Lynn Willey
Tighe & Bond
213 Court St, Suite 1100
Middletown, CT 06457

Sample Information		Custody Information		Date	Time
Matrix:	AIR	Collected by:	LW	03/11/20	19:27
Location Code:	TIGHE-EVER	Received by:	B	03/12/20	19:18
Rush Request:	72 Hour	Analyzed by:	see "By" below		
P.O.#:	10948703				
Canister Id:	19930				

Laboratory Data

SDG ID: GCF49368
Phoenix ID: CF49371

Project ID: EVERSOURCE ROCKVILLE MGP
Client ID: IA-03

Parameter	ppbv Result	ppbv RL	ug/m3 Result	ug/m3 RL	Date/Time	By	Dilution
Volatiles (TO15)							
1,1,1,2-Tetrachloroethane	ND	*0.500*	ND	*3.43*	03/13/20	KCA	1
1,1,1-Trichloroethane	ND	*0.500*	ND	*2.73*	03/13/20	KCA	1
1,1,2,2-Tetrachloroethane	ND	*0.500*	ND	*3.43*	03/13/20	KCA	1
1,1,2-Trichloroethane	ND	*0.500*	ND	*2.73*	03/13/20	KCA	1
1,1-Dichloroethane	ND	*0.500*	ND	*2.02*	03/13/20	KCA	1
1,1-Dichloroethene	ND	*0.500*	ND	*1.98*	03/13/20	KCA	1
1,2,4-Trichlorobenzene	ND	*0.500*	ND	*3.71*	03/13/20	KCA	1
1,2,4-Trimethylbenzene	ND	*0.500*	ND	*2.46*	03/13/20	KCA	1
1,2-Dibromoethane(EDB)	ND	*0.500*	ND	*3.84*	03/13/20	KCA	1
1,2-Dichlorobenzene	ND	*0.500*	ND	*3.00*	03/13/20	KCA	1
1,2-Dichloroethane	ND	*0.500*	ND	*2.02*	03/13/20	KCA	1
1,2-dichloropropane	ND	*0.500*	ND	*2.31*	03/13/20	KCA	1
1,2-Dichlorotetrafluoroethane	ND	*0.500*	ND	*3.49*	03/13/20	KCA	1
1,3,5-Trimethylbenzene	ND	*0.500*	ND	*2.46*	03/13/20	KCA	1
1,3-Butadiene	ND	*0.500*	ND	*1.11*	03/13/20	KCA	1
1,3-Dichlorobenzene	ND	*0.500*	ND	*3.00*	03/13/20	KCA	1
1,4-Dichlorobenzene	ND	*0.500*	ND	*3.00*	03/13/20	KCA	1
1,4-Dioxane	ND	*0.500*	ND	*1.80*	03/13/20	KCA	1
2-Hexanone(MBK)	ND	*0.500*	ND	*2.05*	03/13/20	KCA	1
4-Ethyltoluene	ND	*0.500*	ND	*2.46*	03/13/20	KCA	1
4-Isopropyltoluene	ND	*0.500*	ND	*2.74*	03/13/20	KCA	1
4-Methyl-2-pentanone(MIBK)	ND	*0.500*	ND	*2.05*	03/13/20	KCA	1
Acetone	3.65	*0.500*	8.67	*1.19*	03/13/20	KCA	1
Acrylonitrile	ND	*0.500*	ND	*1.08*	03/13/20	KCA	1
Benzene	ND	*0.500*	ND	*1.60*	03/13/20	KCA	1
Benzyl chloride	ND	*0.500*	ND	*2.59*	03/13/20	KCA	1

Ver 1

Project ID: EVERSOURCE ROCKVILLE MGP
Client ID: IA-03
Phoenix I.D.: CF49371

Parameter	ppbv Result	ppbv RL	ug/m3 Result	ug/m3 RL	Date/Time	By	Dilution
Bromodichloromethane	ND	*0.500*	ND	*3.35*	03/13/20	KCA	1
Bromoform	ND	*0.500*	ND	*5.17*	03/13/20	KCA	1
Bromomethane	ND	*0.500*	ND	*1.94*	03/13/20	KCA	1
Carbon Disulfide	ND	*0.500*	ND	*1.56*	03/13/20	KCA	1
Carbon Tetrachloride	ND	*0.500*	ND	*3.14*	03/13/20	KCA	1
Chlorobenzene	ND	*0.500*	ND	*2.30*	03/13/20	KCA	1
Chloroethane	ND	*0.500*	ND	*1.32*	03/13/20	KCA	1
Chloroform	ND	*0.500*	ND	*2.44*	03/13/20	KCA	1
Chloromethane	0.668	*0.500*	1.38	*1.03*	03/13/20	KCA	1
Cis-1,2-Dichloroethene	ND	*0.500*	ND	*1.98*	03/13/20	KCA	1
cis-1,3-Dichloropropene	ND	*0.500*	ND	*2.27*	03/13/20	KCA	1
Cyclohexane	ND	*0.500*	ND	*1.72*	03/13/20	KCA	1
Dibromochloromethane	ND	*0.500*	ND	*4.26*	03/13/20	KCA	1
Dichlorodifluoromethane	ND	*0.500*	ND	*2.47*	03/13/20	KCA	1
Ethanol	20.1	*0.500*	37.8	*0.94*	03/13/20	KCA	1
Ethyl acetate	ND	*0.500*	ND	*1.80*	03/13/20	KCA	1
Ethylbenzene	ND	*0.500*	ND	*2.17*	03/13/20	KCA	1
Heptane	ND	*0.500*	ND	*2.05*	03/13/20	KCA	1
Hexachlorobutadiene	ND	*0.500*	ND	*5.33*	03/13/20	KCA	1
Hexane	ND	*0.500*	ND	*1.76*	03/13/20	KCA	1
Isopropylalcohol	0.874	*0.500*	2.15	*1.23*	03/13/20	KCA	1
Isopropylbenzene	ND	*0.500*	ND	*2.46*	03/13/20	KCA	1
m,p-Xylene	ND	*1.00*	ND	*4.34*	03/13/20	KCA	1
Methyl Ethyl Ketone	ND	*0.500*	ND	*1.47*	03/13/20	KCA	1
Methyl tert-butyl ether(MTBE)	ND	*0.500*	ND	*1.80*	03/13/20	KCA	1
Methylene Chloride	ND	*0.500*	ND	*1.74*	03/13/20	KCA	1
n-Butylbenzene	ND	*0.500*	ND	*2.74*	03/13/20	KCA	1
o-Xylene	ND	*0.500*	ND	*2.17*	03/13/20	KCA	1
Propylene	ND	*0.500*	ND	*0.86*	03/13/20	KCA	1
sec-Butylbenzene	ND	*0.500*	ND	*2.74*	03/13/20	KCA	1
Styrene	ND	*0.500*	ND	*2.13*	03/13/20	KCA	1
Tetrachloroethene	ND	*0.200*	ND	*1.36*	03/13/20	KCA	1
Tetrahydrofuran	ND	*0.500*	ND	*1.47*	03/13/20	KCA	1
Toluene	ND	*0.500*	ND	*1.88*	03/13/20	KCA	1
Trans-1,2-Dichloroethene	ND	*0.500*	ND	*1.98*	03/13/20	KCA	1
trans-1,3-Dichloropropene	ND	*0.500*	ND	*2.27*	03/13/20	KCA	1
Trichloroethene	ND	*0.200*	ND	*1.07*	03/13/20	KCA	1
Trichlorofluoromethane	ND	*0.500*	ND	*2.81*	03/13/20	KCA	1
Trichlorotrifluoroethane	ND	*0.500*	ND	*3.83*	03/13/20	KCA	1
Vinyl Chloride	ND	*0.500*	ND	*1.28*	03/13/20	KCA	1
QA/QC Surrogates/Internals							
% Bromofluorobenzene	93	*%*	93	*%*	03/13/20	KCA	1
% IS-1,4-Difluorobenzene	90	*%*	90	*%*	03/13/20	KCA	1
% IS-Bromochloromethane	96	*%*	96	*%*	03/13/20	KCA	1
% IS-Chlorobenzene-d5	92	*%*	92	*%*	03/13/20	KCA	1
APH Hydrocarbon Ranges (MA APH Rev1)							
C5-C8 Aliphatic Hydrocarbons 1,2	n.a.	*n.a.*	25	*11*	03/14/20	KCA	1
C9-C10 Aromatic Hydrocarbons	n.a.	*n.a.*	ND	*10*	03/14/20	KCA	1
C9-C12 Aliphatic Hydrocarbons 1,3	n.a.	*n.a.*	ND	*18*	03/14/20	KCA	1

Ver 1

Project ID: EVERSOURCE ROCKVILLE MGP
Client ID: IA-03

Phoenix I.D.: CF49371

Parameter	ppbv Result	ppbv RL	ug/m3 Result	ug/m3 RL	Date/Time	By	Dilution
Target APH Analytes							
1,3-Butadiene	ND	*0.500*	ND	*1.11*	03/14/20	KCA	1
Benzene	ND	*0.200*	ND	*0.64*	03/14/20	KCA	1
Ethylbenzene	ND	*0.500*	ND	*2.17*	03/14/20	KCA	1
m,p-Xylene	ND	*1.00*	ND	*4.34*	03/14/20	KCA	1
Methyl tert-butyl ether(MTBE)	ND	*0.500*	ND	*1.80*	03/14/20	KCA	1
Naphthalene	ND	*0.100*	ND	*0.52*	03/14/20	KCA	1
o-Xylene	ND	*0.500*	ND	*2.17*	03/14/20	KCA	1
Toluene	ND	*0.500*	ND	*1.88*	03/14/20	KCA	1
QA/QC Surrogates/Internals							
% Bromofluorobenzene	92	*%*	92	*%*	03/14/20	KCA	1
% IS-1,4-Difluorobenzene	91	*%*	91	*%*	03/14/20	KCA	1
% IS-Bromochloromethane	94	*%*	94	*%*	03/14/20	KCA	1
% IS-Chlorobenzene-d5	93	*%*	93	*%*	03/14/20	KCA	1

RL/PQL=Reporting/Practical Quantitation Level ND=Not Detected BRL=Below Reporting Level
QA/QC Surrogates: Surrogates are compounds (preceeded with a %) added by the lab to determine analysis efficiency. Surrogate results(%) listed in the report are not "detected" compounds.

Comments:

APH:
*1 Hydrocarbon range data exclude any internals/standards eluting in that range.
*2 C5-C8 Aliphatics exclude the conc. of Target Analytes.
*3 C9-C12 Aliphatics exclude the conc. of Target Analytes and C9-C10 Aromatics.

If you are the client above and have any questions concerning this testing, please do not hesitate to contact Phoenix Client Services at ext.200.
The contents of this report cannot be discussed with anyone other than the client listed above without their written consent.



Phyllis Shiller, Laboratory Director
March 18, 2020
Reviewed and Released by: Greg Lawrence, Assistant Lab Director

Environmental Laboratories, Inc.
587 East Middle Turnpike, P.O.Box 370, Manchester, CT 06045
Tel. (860) 645-1102 Fax (860) 645-0823

Analysis Report

March 18, 2020

FOR: Attn: Lynn Willey
Tighe & Bond
213 Court St, Suite 1100
Middletown, CT 06457

Sample Information		Custody Information		Date	Time
Matrix:	AIR	Collected by:	LW	03/11/20	19:37
Location Code:	TIGHE-EVER	Received by:	B	03/12/20	19:18
Rush Request:	72 Hour	Analyzed by:	see "By" below		
P.O.#:	10948703				
Canister Id:	21362				

Laboratory Data

SDG ID: GCF49368
Phoenix ID: CF49372

Project ID: EVERSOURCE ROCKVILLE MGP
Client ID: SV-03

Parameter	ppbv Result	ppbv RL	ug/m3 Result	ug/m3 RL	Date/Time	By	Dilution
Volatiles (TO15)							
1,1,1,2-Tetrachloroethane	ND	*0.500*	ND	*3.43*	03/13/20	KCA	1
1,1,1-Trichloroethane	ND	*0.500*	ND	*2.73*	03/13/20	KCA	1
1,1,2,2-Tetrachloroethane	ND	*0.500*	ND	*3.43*	03/13/20	KCA	1
1,1,2-Trichloroethane	ND	*0.500*	ND	*2.73*	03/13/20	KCA	1
1,1-Dichloroethane	ND	*0.500*	ND	*2.02*	03/13/20	KCA	1
1,1-Dichloroethene	ND	*0.500*	ND	*1.98*	03/13/20	KCA	1
1,2,4-Trichlorobenzene	ND	*0.500*	ND	*3.71*	03/13/20	KCA	1
1,2,4-Trimethylbenzene	ND	*0.500*	ND	*2.46*	03/13/20	KCA	1
1,2-Dibromoethane(EDB)	ND	*0.500*	ND	*3.84*	03/13/20	KCA	1
1,2-Dichlorobenzene	ND	*0.500*	ND	*3.00*	03/13/20	KCA	1
1,2-Dichloroethane	ND	*0.500*	ND	*2.02*	03/13/20	KCA	1
1,2-dichloropropane	ND	*0.500*	ND	*2.31*	03/13/20	KCA	1
1,2-Dichlorotetrafluoroethane	ND	*0.500*	ND	*3.49*	03/13/20	KCA	1
1,3,5-Trimethylbenzene	ND	*0.500*	ND	*2.46*	03/13/20	KCA	1
1,3-Butadiene	ND	*0.500*	ND	*1.11*	03/13/20	KCA	1
1,3-Dichlorobenzene	ND	*0.500*	ND	*3.00*	03/13/20	KCA	1
1,4-Dichlorobenzene	ND	*0.500*	ND	*3.00*	03/13/20	KCA	1
1,4-Dioxane	ND	*0.500*	ND	*1.80*	03/13/20	KCA	1
2-Hexanone(MBK)	ND	*0.500*	ND	*2.05*	03/13/20	KCA	1
4-Ethyltoluene	ND	*0.500*	ND	*2.46*	03/13/20	KCA	1
4-Isopropyltoluene	ND	*0.500*	ND	*2.74*	03/13/20	KCA	1
4-Methyl-2-pentanone(MIBK)	ND	*0.500*	ND	*2.05*	03/13/20	KCA	1
Acetone	11.3	*0.500*	26.8	*1.19*	03/13/20	KCA	1
Acrylonitrile	ND	*0.500*	ND	*1.08*	03/13/20	KCA	1
Benzene	ND	*0.500*	ND	*1.60*	03/13/20	KCA	1
Benzyl chloride	ND	*0.500*	ND	*2.59*	03/13/20	KCA	1

Ver 1

Project ID: EVERSOURCE ROCKVILLE MGP
Client ID: SV-03

Phoenix I.D.: CF49372

Parameter	ppbv Result		ppbv RL	ug/m3 Result	ug/m3 RL	Date/Time	By	Dilution
Bromodichloromethane	ND		*0.500*	ND	*3.35*	03/13/20	KCA	1
Bromoform	ND		*0.500*	ND	*5.17*	03/13/20	KCA	1
Bromomethane	ND		*0.500*	ND	*1.94*	03/13/20	KCA	1
Carbon Disulfide	ND		*0.500*	ND	*1.56*	03/13/20	KCA	1
Carbon Tetrachloride	ND		*0.500*	ND	*3.14*	03/13/20	KCA	1
Chlorobenzene	ND		*0.500*	ND	*2.30*	03/13/20	KCA	1
Chloroethane	ND		*0.500*	ND	*1.32*	03/13/20	KCA	1
Chloroform	0.795		*0.500*	3.88	*2.44*	03/13/20	KCA	1
Chloromethane	ND		*0.500*	ND	*1.03*	03/13/20	KCA	1
Cis-1,2-Dichloroethene	ND		*0.500*	ND	*1.98*	03/13/20	KCA	1
cis-1,3-Dichloropropene	ND		*0.500*	ND	*2.27*	03/13/20	KCA	1
Cyclohexane	ND		*0.500*	ND	*1.72*	03/13/20	KCA	1
Dibromochloromethane	ND		*0.500*	ND	*4.26*	03/13/20	KCA	1
Dichlorodifluoromethane	ND		*0.500*	ND	*2.47*	03/13/20	KCA	1
Ethanol	481	E	*0.500*	906	*0.94*	03/13/20	KCA	1
Ethyl acetate	ND		*0.500*	ND	*1.80*	03/13/20	KCA	1
Ethylbenzene	ND		*0.500*	ND	*2.17*	03/13/20	KCA	1
Heptane	ND		*0.500*	ND	*2.05*	03/13/20	KCA	1
Hexachlorobutadiene	ND		*0.500*	ND	*5.33*	03/13/20	KCA	1
Hexane	3.65		*0.500*	12.9	*1.76*	03/13/20	KCA	1
Isopropylalcohol	20.8		*0.500*	51.1	*1.23*	03/13/20	KCA	1
Isopropylbenzene	ND		*0.500*	ND	*2.46*	03/13/20	KCA	1
m,p-Xylene	1.09		*1.00*	4.73	*4.34*	03/13/20	KCA	1
Methyl Ethyl Ketone	1.55		*0.500*	4.57	*1.47*	03/13/20	KCA	1
Methyl tert-butyl ether(MTBE)	ND		*0.500*	ND	*1.80*	03/13/20	KCA	1
Methylene Chloride	0.772		*0.500*	2.68	*1.74*	03/13/20	KCA	1
n-Butylbenzene	ND		*0.500*	ND	*2.74*	03/13/20	KCA	1
o-Xylene	ND		*0.500*	ND	*2.17*	03/13/20	KCA	1
Propylene	ND		*0.500*	ND	*0.86*	03/13/20	KCA	1
sec-Butylbenzene	ND		*0.500*	ND	*2.74*	03/13/20	KCA	1
Styrene	ND		*0.500*	ND	*2.13*	03/13/20	KCA	1
Tetrachloroethene	ND		*0.200*	ND	*1.36*	03/13/20	KCA	1
Tetrahydrofuran	ND		*0.500*	ND	*1.47*	03/13/20	KCA	1
Toluene	2.56		*0.500*	9.6	*1.88*	03/13/20	KCA	1
Trans-1,2-Dichloroethene	ND		*0.500*	ND	*1.98*	03/13/20	KCA	1
trans-1,3-Dichloropropene	ND		*0.500*	ND	*2.27*	03/13/20	KCA	1
Trichloroethene	ND		*0.200*	ND	*1.07*	03/13/20	KCA	1
Trichlorofluoromethane	ND		*0.500*	ND	*2.81*	03/13/20	KCA	1
Trichlorotrifluoroethane	ND		*0.500*	ND	*3.83*	03/13/20	KCA	1
Vinyl Chloride	ND		*0.500*	ND	*1.28*	03/13/20	KCA	1
QA/QC Surrogates/Internals								
% Bromofluorobenzene	98		*%*	98	*%*	03/13/20	KCA	1
% IS-1,4-Difluorobenzene	114		*%*	114	*%*	03/13/20	KCA	1
% IS-Bromochloromethane	111		*%*	111	*%*	03/13/20	KCA	1
% IS-Chlorobenzene-d5	115		*%*	115	*%*	03/13/20	KCA	1
APH Hydrocarbon Ranges (MA APH Rev1)								
C5-C8 Aliphatic Hydrocarbons 1,2	n.a.		*n.a.*	700	*11*	03/14/20	KCA	1
C9-C10 Aromatic Hydrocarbons	n.a.		*n.a.*	63	*10*	03/14/20	KCA	1
C9-C12 Aliphatic Hydrocarbons 1,3	n.a.		*n.a.*	1300	*18*	03/14/20	KCA	1

Ver 1

Project ID: EVERSOURCE ROCKVILLE MGP
Client ID: SV-03

Phoenix I.D.: CF49372

Parameter	ppbv Result	ppbv RL	ug/m3 Result	ug/m3 RL	Date/Time	By	Dilution
Target APH Analytes							
1,3-Butadiene	ND	*0.500*	ND	*1.11*	03/14/20	KCA	1
Benzene	ND	*0.200*	ND	*0.64*	03/14/20	KCA	1
Ethylbenzene	ND	*0.500*	ND	*2.17*	03/14/20	KCA	1
m,p-Xylene	ND	*1.00*	ND	*4.34*	03/14/20	KCA	1
Methyl tert-butyl ether(MTBE)	ND	*0.500*	ND	*1.80*	03/14/20	KCA	1
Naphthalene	0.158	*0.100*	0.83	*0.52*	03/14/20	KCA	1
o-Xylene	ND	*0.500*	ND	*2.17*	03/14/20	KCA	1
Toluene	2.42	*0.500*	9.11	*1.88*	03/14/20	KCA	1
QA/QC Surrogates/Internals							
% Bromofluorobenzene	88	*%*	88	*%*	03/14/20	KCA	1
% IS-1,4-Difluorobenzene	98	*%*	98	*%*	03/14/20	KCA	1
% IS-Bromochloromethane	104	*%*	104	*%*	03/14/20	KCA	1
% IS-Chlorobenzene-d5	112	*%*	112	*%*	03/14/20	KCA	1

RL/PQL=Reporting/Practical Quantitation Level ND=Not Detected BRL=Below Reporting Level
QA/QC Surrogates: Surrogates are compounds (preceeded with a %) added by the lab to determine analysis efficiency. Surrogate results(%) listed in the report are not "detected" compounds.

Comments:

APH:
*1 Hydrocarbon range data exclude any internals/standards eluting in that range.
*2 C5-C8 Aliphatics exclude the conc. of Target Analytes.
*3 C9-C12 Aliphatics exclude the conc. of Target Analytes and C9-C10 Aromatics.

E = Estimated value quantitated above calibration range for this compound.

If you are the client above and have any questions concerning this testing, please do not hesitate to contact Phoenix Client Services at ext.200.
The contents of this report cannot be discussed with anyone other than the client listed above without their written consent.



Phyllis Shiller, Laboratory Director
March 18, 2020
Reviewed and Released by: Greg Lawrence, Assistant Lab Director

Environmental Laboratories, Inc.
587 East Middle Turnpike, P.O.Box 370, Manchester, CT 06045
Tel. (860) 645-1102 Fax (860) 645-0823

Canister Sampling Information

March 18, 2020

FOR: Attn: Lynn Willey
Tighe & Bond
213 Court St, Suite 1100
Middletown, CT 06457

Location Code: TIGHE-EVER

SDG I.D.: GCF49368

Project ID: EVERSOURCE ROCKVILLE MGP

						Laboratory					Field			
		Canister		Reg.	Chk Out	Out	In	Out	In	Flow	Start	End	Sampling	Sampling
Client Id	Lab Id	Id	Type	Id	Date	Hg	Hg	Flow	Flow	RPD	Hg	Hg	Start Date	End Date
SV-05	CF49368	28588	6.0L	4963	03/10/20	-30	-5	10.8	11.2	3.6	-25	-5	03/11/20 11:42	03/11/20 19:34
IA-04	CF49369	28566	6.0L	7045	03/10/20	-30	-6	10.8	11.5	6.3	-30	-5.5	03/11/20 11:56	03/11/20 19:04
IA-05	CF49370	19786	6.0L	5030	03/10/20	-30	-5	10.8	11.2	3.6	-30	-6	03/11/20 12:00	03/11/20 19:37
IA-03	CF49371	19930	6.0L	3256	03/10/20	-30	-7	10.8	10.9	0.9	-30	-6	03/11/20 11:47	03/11/20 19:30
SV-03	CF49372	21362	6.0L	5404	03/10/20	-30	-4	10.8	11.8	8.8	-28.5	-5	03/11/20 12:02	03/11/20 19:27

Environmental Laboratories, Inc.
587 East Middle Turnpike, P.O.Box 370, Manchester, CT 06045
Tel. (860) 645-1102 Fax (860) 645-0823

QA/QC Report

March 18, 2020

QA/QC Data

SDG I.D.: GCF49368

Parameter	Blk ppbv	Blk RL ppbv	Blk ug/m3	Blk RL ug/m3	LCS %	Sample Result ug/m3	Sample Dup ug/m3	Sample Result ppbv	Sample Dup ppbv	DUP RPD	% Rec Limits	% RPD Limits
QA/QC Batch 522520 (ppbv), QC Sample No: CF49362 (CF49368, CF49369, CF49370, CF49371, CF49372)												
APH Hydrocarbon Ranges (MA APH Rev1)												
1,3-Butadiene	ND	0.500	ND	1.11	96	ND	ND	ND	ND	NC	70 - 130	20
Benzene	ND	0.200	ND	0.64	108	ND	ND	ND	ND	NC	70 - 130	20
Ethylbenzene	ND	0.500	ND	2.17	91	ND	ND	ND	ND	NC	70 - 130	20
m,p-Xylene	ND	1.00	ND	4.34	92	ND	ND	ND	ND	NC	70 - 130	20
Methyl tert-butyl ether(MTBE)	ND	0.500	ND	1.80	98	ND	ND	ND	ND	NC	70 - 130	20
Naphthalene	ND	0.100	ND	0.52	97	ND	ND	ND	ND	NC	70 - 130	20
o-Xylene	ND	0.500	ND	2.17	100	ND	ND	ND	ND	NC	70 - 130	20
Toluene	ND	0.500	ND	1.88	95	ND	ND	ND	ND	NC	70 - 130	20
C5-C8 Aliphatic Hydrocarbons 1,2			ND	11		25	25			NC	70 - 130	30
C9-C10 Aromatic Hydrocarbons			ND	10		ND	ND			NC	70 - 130	30
C9-C12 Aliphatic Hydrocarbons 1,3			ND	18		ND	ND			NC	70 - 130	30
% Bromofluorobenzene	90	%	90	%	101	92	91	92	91	NC	70 - 130	20
% IS-1,4-Difluorobenzene	97	%	97	%	104	94	93	94	93	NC	60 - 140	25
% IS-Bromochloromethane	99	%	99	%	104	98	98	98	98	NC	60 - 140	25
% IS-Chlorobenzene-d5	97	%	97	%	106	96	96	96	96	NC	60 - 140	25
QA/QC Batch 522280 (ppbv), QC Sample No: CF48105 (CF49369, CF49370, CF49371)												
Volatiles												
1,1,1,2-Tetrachloroethane	ND	0.150	ND	1.03	104	ND	ND	ND	ND	NC	70 - 130	25
1,1,1-Trichloroethane	ND	0.180	ND	0.98	99	ND	ND	ND	ND	NC	70 - 130	25
1,1,2,2-Tetrachloroethane	ND	0.150	ND	1.03	109	ND	ND	ND	ND	NC	70 - 130	25
1,1,2-Trichloroethane	ND	0.180	ND	0.98	102	ND	ND	ND	ND	NC	70 - 130	25
1,1-Dichloroethane	ND	0.250	ND	1.01	105	ND	ND	ND	ND	NC	70 - 130	25
1,1-Dichloroethene	ND	0.050	ND	0.20	101	ND	ND	ND	ND	NC	70 - 130	25
1,2,4-Trichlorobenzene	ND	0.130	ND	0.96	110	ND	ND	ND	ND	NC	70 - 130	25
1,2,4-Trimethylbenzene	ND	0.200	ND	0.98	103	4.00	4.04	0.815	0.823	NC	70 - 130	25
1,2-Dibromoethane(EDB)	ND	0.130	ND	1.00	101	ND	ND	ND	ND	NC	70 - 130	25
1,2-Dichlorobenzene	ND	0.170	ND	1.02	103	ND	ND	ND	ND	NC	70 - 130	25
1,2-Dichloroethane	ND	0.250	ND	1.01	102	ND	ND	ND	ND	NC	70 - 130	25
1,2-dichloropropane	ND	0.220	ND	1.02	108	ND	ND	ND	ND	NC	70 - 130	25
1,2-Dichlorotetrafluoroethane	ND	0.140	ND	0.98	101	ND	ND	ND	ND	NC	70 - 130	25
1,3,5-Trimethylbenzene	ND	0.200	ND	0.98	100	1.11	1.19	0.226	0.242	NC	70 - 130	25
1,3-Butadiene	ND	0.450	ND	0.99	115	ND	ND	ND	ND	NC	70 - 130	25
1,3-Dichlorobenzene	ND	0.170	ND	1.02	104	ND	ND	ND	ND	NC	70 - 130	25
1,4-Dichlorobenzene	ND	0.170	ND	1.02	107	ND	ND	ND	ND	NC	70 - 130	25
1,4-Dioxane	ND	0.280	ND	1.01	107	ND	ND	ND	ND	NC	70 - 130	25
2-Hexanone(MBK)	ND	0.240	ND	0.98	125	ND	ND	ND	ND	NC	70 - 130	25
4-Ethyltoluene	ND	0.200	ND	0.98	102	1.07	1.11	0.218	0.225	NC	70 - 130	25
4-Isopropyltoluene	ND	0.180	ND	0.99	99	ND	ND	ND	ND	NC	70 - 130	25
4-Methyl-2-pentanone(MIBK)	ND	0.240	ND	0.98	123	ND	ND	ND	ND	NC	70 - 130	25
Acetone	ND	0.420	ND	1.00	112	28.3	29.7	11.9	12.5	4.9	70 - 130	25
Acrylonitrile	ND	0.460	ND	1.00	107	ND	ND	ND	ND	NC	70 - 130	25

QA/QC Data

SDG I.D.: GCF49368

Parameter	Blk ppbv	Blk RL ppbv	Blk ug/m3	Blk RL ug/m3	LCS %	Sample Result ug/m3	Sample Dup ug/m3	Sample Result ppbv	Sample Dup ppbv	DUP RPD	% Rec Limits	% RPD Limits
Benzene	ND	0.310	ND	0.99	105	ND	ND	ND	ND	NC	70 - 130	25
Benzyl chloride	ND	0.190	ND	0.98	106	ND	ND	ND	ND	NC	70 - 130	25
Bromodichloromethane	ND	0.150	ND	1.00	106	ND	ND	ND	ND	NC	70 - 130	25
Bromoform	ND	0.097	ND	1.00	116	ND	ND	ND	ND	NC	70 - 130	25
Bromomethane	ND	0.260	ND	1.01	102	ND	ND	ND	ND	NC	70 - 130	25
Carbon Disulfide	ND	0.320	ND	1.00	104	ND	ND	ND	ND	NC	70 - 130	25
Carbon Tetrachloride	ND	0.032	ND	0.20	105	ND	ND	ND	ND	NC	70 - 130	25
Chlorobenzene	ND	0.220	ND	1.01	102	ND	ND	ND	ND	NC	70 - 130	25
Chloroethane	ND	0.380	ND	1.00	107	ND	ND	ND	ND	NC	70 - 130	25
Chloroform	ND	0.200	ND	0.98	83	ND	ND	ND	ND	NC	70 - 130	25
Chloromethane	ND	0.480	ND	0.99	131	ND	ND	ND	ND	NC	70 - 130	25
Cis-1,2-Dichloroethene	ND	0.256	ND	1.01	103	ND	ND	ND	ND	NC	70 - 130	25
cis-1,3-Dichloropropene	ND	0.220	ND	1.00	100	ND	ND	ND	ND	NC	70 - 130	25
Cyclohexane	ND	0.290	ND	1.00	94	1.09	ND	0.318	ND	NC	70 - 130	25
Dibromochloromethane	ND	0.120	ND	1.02	110	ND	ND	ND	ND	NC	70 - 130	25
Dichlorodifluoromethane	ND	0.200	ND	0.99	98	2.23	2.33	0.452	0.472	NC	70 - 130	25
Ethanol	ND	0.530	ND	1.00	113	26.4	29.6	14.0	15.7	11.4	70 - 130	25
Ethyl acetate	ND	0.280	ND	1.01	114	2.56	2.79	0.710	0.774	NC	70 - 130	25
Ethylbenzene	ND	0.230	ND	1.00	100	3.19	3.20	0.736	0.737	NC	70 - 130	25
Heptane	ND	0.240	ND	0.98	122	1.24	1.18	0.302	0.289	NC	70 - 130	25
Hexachlorobutadiene	ND	0.094	ND	1.00	92	ND	ND	ND	ND	NC	70 - 130	25
Hexane	ND	0.280	ND	0.99	105	ND	ND	ND	ND	NC	70 - 130	25
Isopropylalcohol	ND	0.410	ND	1.01	103	2.24	2.42	0.912	0.984	NC	70 - 130	25
Isopropylbenzene	ND	0.200	ND	0.98	98	ND	ND	ND	ND	NC	70 - 130	25
m,p-Xylene	ND	0.230	ND	1.00	105	11.1	11.3	2.55	2.61	2.3	70 - 130	25
Methyl Ethyl Ketone	ND	0.340	ND	1.00	114	7.66	7.96	2.60	2.70	3.8	70 - 130	25
Methyl tert-butyl ether(MTBE)	ND	0.280	ND	1.01	92	ND	ND	ND	ND	NC	70 - 130	25
Methylene Chloride	ND	0.860	ND	2.99	116	3.18	ND	0.917	ND	NC	70 - 130	25
n-Butylbenzene	ND	0.180	ND	0.99	110	ND	ND	ND	ND	NC	70 - 130	25
o-Xylene	ND	0.230	ND	1.00	101	5.16	5.25	1.19	1.21	1.7	70 - 130	25
Propylene	ND	0.580	ND	1.00	112	1.48	1.46	0.863	0.847	NC	70 - 130	25
sec-Butylbenzene	ND	0.180	ND	0.99	103	ND	ND	ND	ND	NC	70 - 130	25
Styrene	ND	0.230	ND	0.98	103	1.58	1.58	0.371	0.372	NC	70 - 130	25
Tetrachloroethene	ND	0.037	ND	0.25	97	50.8	51.3	7.50	7.57	0.9	70 - 130	25
Tetrahydrofuran	ND	0.340	ND	1.00	112	6.10	6.43	2.07	2.18	5.2	70 - 130	25
Toluene	ND	0.270	ND	1.02	104	12.3	12.3	3.27	3.27	0.0	70 - 130	25
Trans-1,2-Dichloroethene	ND	0.250	ND	0.99	105	ND	ND	ND	ND	NC	70 - 130	25
trans-1,3-Dichloropropene	ND	0.220	ND	1.00	105	ND	ND	ND	ND	NC	70 - 130	25
Trichloroethene	ND	0.037	ND	0.20	104	ND	ND	ND	ND	NC	70 - 130	25
Trichlorofluoromethane	ND	0.180	ND	1.01	98	1.11	1.13	0.198	0.201	NC	70 - 130	25
Trichlorotrifluoroethane	ND	0.130	ND	1.00	100	ND	ND	ND	ND	NC	70 - 130	25
Vinyl Chloride	ND	0.078	ND	0.20	112	ND	ND	ND	ND	NC	70 - 130	25
% Bromofluorobenzene	87	%	87	%	103	93	92	93	92	NC	70 - 130	25
% IS-1,4-Difluorobenzene	99	%	99	%	108	92	94	92	94	NC	60 - 140	25
% IS-Bromochloromethane	102	%	102	%	104	95	96	95	96	NC	60 - 140	25
% IS-Chlorobenzene-d5	98	%	98	%	113	103	104	103	104	NC	60 - 140	25
QA/QC Batch 522517 (ppbv), QC Sample No: CF49365 (CF49368, CF49372)												
Volatiles												
1,1,1,2-Tetrachloroethane	ND	0.500	ND	3.43	97	ND	ND	ND	ND	NC	70 - 130	25
1,1,1-Trichloroethane	ND	0.500	ND	2.73	97	ND	ND	ND	ND	NC	70 - 130	25
1,1,2,2-Tetrachloroethane	ND	0.500	ND	3.43	99	ND	ND	ND	ND	NC	70 - 130	25
1,1,2-Trichloroethane	ND	0.500	ND	2.73	101	ND	ND	ND	ND	NC	70 - 130	25

QA/QC Data

SDG I.D.: GCF49368

Parameter	Blk ppbv	Blk RL ppbv	Blk ug/m3	Blk RL ug/m3	LCS %	Sample Result ug/m3	Sample Dup ug/m3	Sample Result ppbv	Sample Dup ppbv	DUP RPD	% Rec Limits	% RPD Limits
1,1-Dichloroethane	ND	0.500	ND	2.02	98	ND	ND	ND	ND	NC	70 - 130	25
1,1-Dichloroethene	ND	0.500	ND	1.98	102	ND	ND	ND	ND	NC	70 - 130	25
1,2,4-Trichlorobenzene	ND	0.500	ND	3.71	72	ND	ND	ND	ND	NC	70 - 130	25
1,2,4-Trimethylbenzene	ND	0.500	ND	2.46	112	ND	ND	ND	ND	NC	70 - 130	25
1,2-Dibromoethane(EDB)	ND	0.500	ND	3.84	104	ND	ND	ND	ND	NC	70 - 130	25
1,2-Dichlorobenzene	ND	0.500	ND	3.00	101	ND	ND	ND	ND	NC	70 - 130	25
1,2-Dichloroethane	ND	0.500	ND	2.02	98	ND	ND	ND	ND	NC	70 - 130	25
1,2-dichloropropane	ND	0.500	ND	2.31	104	ND	ND	ND	ND	NC	70 - 130	25
1,2-Dichlorotetrafluoroethane	ND	0.500	ND	3.49	95	ND	ND	ND	ND	NC	70 - 130	25
1,3,5-Trimethylbenzene	ND	0.500	ND	2.46	108	ND	ND	ND	ND	NC	70 - 130	25
1,3-Butadiene	ND	0.500	ND	1.11	100	ND	ND	ND	ND	NC	70 - 130	25
1,3-Dichlorobenzene	ND	0.500	ND	3.00	101	ND	ND	ND	ND	NC	70 - 130	25
1,4-Dichlorobenzene	ND	0.500	ND	3.00	102	ND	ND	ND	ND	NC	70 - 130	25
1,4-Dioxane	ND	0.500	ND	1.80	109	ND	ND	ND	ND	NC	70 - 130	25
2-Hexanone(MBK)	ND	0.500	ND	2.05	108	ND	ND	ND	ND	NC	70 - 130	25
4-Ethyltoluene	ND	0.500	ND	2.46	108	ND	ND	ND	ND	NC	70 - 130	25
4-Isopropyltoluene	ND	0.500	ND	2.74	103	ND	ND	ND	ND	NC	70 - 130	25
4-Methyl-2-pentanone(MIBK)	ND	0.500	ND	2.05	105	ND	ND	ND	ND	NC	70 - 130	25
Acetone	ND	0.500	ND	1.19	89	27.3	26.6	11.5	11.2	2.6	70 - 130	25
Acrylonitrile	ND	0.500	ND	1.08	91	ND	ND	ND	ND	NC	70 - 130	25
Benzene	ND	0.500	ND	1.60	99	ND	ND	ND	ND	NC	70 - 130	25
Benzyl chloride	ND	0.500	ND	2.59	94	ND	ND	ND	ND	NC	70 - 130	25
Bromodichloromethane	ND	0.500	ND	3.35	98	ND	ND	ND	ND	NC	70 - 130	25
Bromoform	ND	0.500	ND	5.17	94	ND	ND	ND	ND	NC	70 - 130	25
Bromomethane	ND	0.500	ND	1.94	96	ND	ND	ND	ND	NC	70 - 130	25
Carbon Disulfide	ND	0.500	ND	1.56	96	ND	ND	ND	ND	NC	70 - 130	25
Carbon Tetrachloride	ND	0.500	ND	3.14	97	ND	ND	ND	ND	NC	70 - 130	25
Chlorobenzene	ND	0.500	ND	2.30	102	ND	ND	ND	ND	NC	70 - 130	25
Chloroethane	ND	0.500	ND	1.32	98	ND	ND	ND	ND	NC	70 - 130	25
Chloroform	ND	0.500	ND	2.44	98	5.66	6.25	1.16	1.28	NC	70 - 130	25
Chloromethane	ND	0.500	ND	1.03	87	ND	ND	ND	ND	NC	70 - 130	25
Cis-1,2-Dichloroethene	ND	0.256	ND	1.01	102	ND	ND	ND	ND	NC	70 - 130	25
cis-1,3-Dichloropropene	ND	0.220	ND	1.00	106	ND	ND	ND	ND	NC	70 - 130	25
Cyclohexane	ND	0.500	ND	1.72	104	ND	ND	ND	ND	NC	70 - 130	25
Dibromochloromethane	ND	0.500	ND	4.26	100	ND	ND	ND	ND	NC	70 - 130	25
Dichlorodifluoromethane	ND	0.500	ND	2.47	87	ND	ND	ND	ND	NC	70 - 130	25
Ethanol	ND	0.500	ND	0.94	116	601 E	584	319 E	310	2.9	70 - 130	25
Ethyl acetate	ND	0.500	ND	1.80	107	ND	ND	ND	ND	NC	70 - 130	25
Ethylbenzene	ND	0.500	ND	2.17	104	ND	ND	ND	ND	NC	70 - 130	25
Heptane	ND	0.500	ND	2.05	107	2.49	2.53	0.607	0.618	NC	70 - 130	25
Hexachlorobutadiene	ND	0.500	ND	5.33	71	ND	ND	ND	ND	NC	70 - 130	25
Hexane	ND	0.500	ND	1.76	112	18.9	19.4	5.37	5.52	2.8	70 - 130	25
Isopropylalcohol	ND	0.500	ND	1.23	89	31.4	31.2	12.8	12.7	0.8	70 - 130	25
Isopropylbenzene	ND	0.500	ND	2.46	113	ND	ND	ND	ND	NC	70 - 130	25
m,p-Xylene	ND	1.00	ND	4.34	114	4.34	4.56	1.00	1.05	NC	70 - 130	25
Methyl Ethyl Ketone	ND	0.500	ND	1.47	93	5.04	4.86	1.71	1.65	NC	70 - 130	25
Methyl tert-butyl ether(MTBE)	ND	0.500	ND	1.80	99	ND	ND	ND	ND	NC	70 - 130	25
Methylene Chloride	ND	0.500	ND	1.74	93	3.09	3.10	0.889	0.894	NC	70 - 130	25
n-Butylbenzene	ND	0.500	ND	2.74	103	ND	ND	ND	ND	NC	70 - 130	25
o-Xylene	ND	0.500	ND	2.17	113	ND	ND	ND	ND	NC	70 - 130	25
Propylene	ND	0.500	ND	0.86	97	ND	ND	ND	ND	NC	70 - 130	25
sec-Butylbenzene	ND	0.500	ND	2.74	105	ND	ND	ND	ND	NC	70 - 130	25
Styrene	ND	0.500	ND	2.13	110	ND	ND	ND	ND	NC	70 - 130	25

QA/QC Data

SDG I.D.: GCF49368

Parameter	Blk ppbv	Blk RL ppbv	Blk ug/m3	Blk RL ug/m3	LCS %	Sample Result ug/m3	Sample Dup ug/m3	Sample Result ppbv	Sample Dup ppbv	DUP RPD	% Rec Limits	% RPD Limits
Tetrachloroethene	ND	0.200	ND	1.36	103	ND	ND	ND	ND	NC	70 - 130	25
Tetrahydrofuran	ND	0.500	ND	1.47	100	ND	ND	ND	ND	NC	70 - 130	25
Toluene	ND	0.500	ND	1.88	113	10.7	10.8	2.83	2.88	1.8	70 - 130	25
Trans-1,2-Dichloroethene	ND	0.500	ND	1.98	98	ND	ND	ND	ND	NC	70 - 130	25
trans-1,3-Dichloropropene	ND	0.500	ND	2.27	103	ND	ND	ND	ND	NC	70 - 130	25
Trichloroethene	ND	0.200	ND	1.07	107	ND	ND	ND	ND	NC	70 - 130	25
Trichlorofluoromethane	ND	0.500	ND	2.81	98	5.00	4.79	0.890	0.853	NC	70 - 130	25
Trichlorotrifluoroethane	ND	0.500	ND	3.83	98	ND	ND	ND	ND	NC	70 - 130	25
Vinyl Chloride	ND	0.500	ND	1.28	98	ND	ND	ND	ND	NC	70 - 130	25
% Bromofluorobenzene	94	%	94	%	100	100	99	100	99	NC	70 - 130	25
% IS-1,4-Difluorobenzene	104	%	104	%	117	102	109	102	109	NC	60 - 140	25
% IS-Bromochloromethane	105	%	105	%	114	96	107	96	107	NC	60 - 140	25
% IS-Chlorobenzene-d5	100	%	100	%	116	111	115	111	115	NC	60 - 140	25

I = This parameter is outside laboratory LCS/LCSD specified recovery limits.

If there are any questions regarding this data, please call Phoenix Client Services at extension 200.

RPD - Relative Percent Difference
LCS - Laboratory Control Sample
LCSD - Laboratory Control Sample Duplicate
MS - Matrix Spike
MS Dup - Matrix Spike Duplicate
NC - No Criteria
Intf - Interference

Phyllis Shiller, Laboratory Director
March 18, 2020

Wednesday, March 18, 2020

Criteria: CT: R-SVVC

State: CT

Sample Criteria Exceedances Report

GCF49368 - TIGHE-EVER

SampNo	Acode	Phoenix Analyte	Criteria	Result	RL	Criteria	RL Criteria	Analysis Units

*** No Data to Display ***

Phoenix Laboratories does not assume responsibility for the data contained in this exceedance report. It is provided as an additional tool to identify requested criteria exceedences. All efforts are made to ensure the accuracy of the data (obtained from appropriate agencies). A lack of exceedence information does not necessarily suggest conformance to the criteria. It is ultimately the site professional's responsibility to determine appropriate compliance.

REASONABLE CONFIDENCE PROTOCOL
LABORATORY ANALYSIS QA/QC CERTIFICATION FORM

Laboratory Name: Phoenix Environmental Labs, Inc. ***Client:*** Tighe & Bond

Project Location: EVERSOURCE ROCKVILLE MGP ***Project Number:***

Laboratory Sample ID(s): CF49368-CF49372 ***Sampling Date(s):*** 3/11/2020

List RCP Methods Used (e.g., 8260, 8270, et cetera) TO15, APH

1	**For each analytical method referenced in this laboratory report package, were all specified QA/QC performance criteria followed, including the requirement to explain any criteria falling outside of acceptable guidelines, as specified in the CT DEP method-specific Reasonable Confidence Protocol documents?**	☑ Yes ☐ No
1A	**Were the method specified preservation and holding time requirements met?**	☑ Yes ☐ No
1B	***VPH and EPH methods only:*** **Was the VPH or EPH method conducted without significant modifications (see section 11.3 of respective RCP methods)**	☐ Yes ☐ No ☑ NA
2	**Were all samples received by the laboratory in a condition consistent with that described on the associated Chain-of-Custody document(s)?**	☑ Yes ☐ No
3	**Were samples received at an appropriate temperature (< 6 Degrees C)?**	☐ Yes ☐ No ☑ NA
4	**Were all QA/QC performance criteria specified in the Reasonable Confidence Protocol documents acheived? See Section: AIRSIM.**	☐ Yes ☑ No
5	**a) Were reporting limits specified or referenced on the chain-of-custody?** **b) Were these reporting limits met?**	☑ Yes ☐ No ☑ Yes ☐ No
6	**For each analytical method referenced in this laboratory report package, were results reported for all constituents identified in the method-specific analyte lists presented in the Reasonable Confidence Protocol documents?**	☑ Yes ☐ No
7	**Are project-specific matrix spikes and laboratory duplicates included in the data set?**	☐ Yes ☑ No

Notes: For all questions to which the response was "No" (with the exception of question #7), additional information must be provided in an attached narrative. If the answer to question #1, #1A or 1B is "No", the data package does not meet the requirements for "Reasonable Confidence". This form may not be altered and all questions must be answered.

I, the undersigned, attest under the pains and penalties of perjury that, to the best of my knowledge and belief and based upon my personal inquiry of those responsible for providing the information contained in this analytical report, such information is accurate and complete.

Authorized Signature: _____ **Position:** Assistant Lab Director

Printed Name: Greg Lawrence **Date:** Wednesday, March 18, 2020

Name of Laboratory Phoenix Environmental Labs, Inc.

This certification form is to be used for RCP methods only.

CTDEP RCP Laboratory Analysis QA/QC Certification Form - November 2007
Laboratory Quality Assurance and Quality Control Guidance Reasonable Confidence Protocols

Environmental Laboratories, Inc.
587 East Middle Turnpike, P.O.Box 370, Manchester, CT 06045
Tel. (860) 645-1102 Fax (860) 645-0823

ACCREDITED IN ACCORDANCE WITH nelac NY # 11301

RCP Certification Report

March 18, 2020

SDG I.D.: GCF49368

AIRAPH

Were all QA/QC performance criteria specified in the Reasonable Confidence Protocol documents achieved? Yes.

Instrument:

CHEM20 03/13/20-1 Keith Aloisa, Chemist 03/13/20

CF49368 (1X), CF49369 (1X), CF49370 (1X), CF49371 (1X), CF49372 (1X)

Initial Calibration Evaluation (CHEM20/APH_0313_samp):
100% of target compounds met criteria.
The following compounds had %RSDs >30%: None.
The following compounds did not meet recommended response factors: None.
The following compounds did not meet a minimum response factors: None.

Continuing Calibration Verification #1 (CHEM20/0313_14-APH_0313_samp):
100% of target compounds met criteria.
The following compounds did not meet % deviation criteria: None.
The following compounds did not meet maximum % deviations: None.
The following compounds did not meet recommended response factors: None.
The following compounds did not meet minimum response factors: None.

QC (Batch Specific):

Batch 522520 (CF49362)

CF49368(1X), CF49369(1X), CF49370(1X), CF49371(1X), CF49372(1X)

All LCS recoveries were within 70 - 130 with the following exceptions: None.

AIRSIM

Were all QA/QC performance criteria specified in the Reasonable Confidence Protocol documents achieved? No.

QC Batch 522280 (Samples: CF49369, CF49370, CF49371): -----

The LCS recovery is above the upper range, therefore a slight high bias is possible. (Chloromethane)

Instrument:

CHEM20 03/12/20-1 Keith Aloisa, Chemist 03/12/20

CF49369 (1X), CF49370 (1X), CF49371 (1X)

Initial Calibration Evaluation (CHEM20/20_AIR_0304):
100% of target compounds met criteria.
The following compounds had %RSDs >30%: None.
The following compounds did not meet recommended response factors: None.
The following compounds did not meet a minimum response factors: None.

Continuing Calibration Verification #1 (CHEM20/0312_02-20_AIR_0304):
Internal standard areas were within 60 to 140% of the initial calibration with the following exceptions: None.
97% of target compounds met criteria.
The following compounds did not meet % deviation criteria: None.
The following compounds did not meet maximum % deviations: None.
The following compounds did not meet recommended response factors: None.
The following compounds did not meet minimum response factors: None.

Environmental Laboratories, Inc.
587 East Middle Turnpike, P.O.Box 370, Manchester, CT 06045
Tel. (860) 645-1102 Fax (860) 645-0823

ACCREDITED IN ACCORDANCE WITH nelac NY # 11301

RCP Certification Report

March 18, 2020

SDG I.D.: GCF49368

AIRSIM

Instrument:

CHEM24 03/13/20-1 Keith Aloisa, Chemist 03/13/20

CF49368 (1X), CF49372 (1X)

Initial Calibration Evaluation (CHEM24/24AIR_0224):
100% of target compounds met criteria.
The following compounds had %RSDs >30%: None.
The following compounds did not meet recommended response factors: None.
The following compounds did not meet a minimum response factors: None.

Continuing Calibration Verification #1 (CHEM24/0313_04-24AIR_0224):
Internal standard areas were within 60 to 140% of the initial calibration with the following exceptions: None.
99% of target compounds met criteria.
The following compounds did not meet % deviation criteria: None.
The following compounds did not meet maximum % deviations: None.
The following compounds did not meet recommended response factors: None.
The following compounds did not meet minimum response factors: None.

QC (Batch Specific):

Batch 522280 (CF48105)

CF49369(1X), CF49370(1X), CF49371(1X)

All LCS recoveries were within 70 - 130 with the following exceptions: Chloromethane(131%)

Batch 522517 (CF49365)

CF49368(1X), CF49372(1X)

All LCS recoveries were within 70 - 130 with the following exceptions: None.

CAN-CLEAN

Environmental Laboratories, Inc.
587 East Middle Turnpike, P.O.Box 370, Manchester, CT 06045

Individual Canister Certification

March 18, 2020

Sample Information

Matrix: AIR
Canister Id: 28588
Certification Date: 03/10/20 12:03 AM
Data File: H:\AIR2020\CHEM20\03MAR\09\0309_17.D\0309_17-20_AIR_0304.rr
Project ID: EVERSOURCE ROCKVILLE MGP
Client ID: SV-05

SDG ID: GCF49368
Phoenix ID: CF49368

Analyte	Result (ppbv)	Analyte	Result (ppbv)
1,1,1,2-Tetrachloroethane	<0.5	1,1,1-Trichloroethane	<0.5
1,1,2,2-Tetrachloroethane	<0.5	1,1,2-Trichloroethane	<0.5
1,1-Dichloroethane	<0.5	1,1-Dichloroethene	<0.5
1,2,4-Trichlorobenzene	<0.5	1,2,4-Trimethylbenzene	<0.5
1,2-Dibromoethane(EDB)	<0.5	1,2-Dichlorobenzene	<0.5
1,2-Dichloroethane	<0.5	1,2-dichloropropane	<0.5
1,2-Dichlorotetrafluoroethane	<0.5	1,3,5-Trimethylbenzene	<0.5
1,3-Butadiene	<0.5	1,3-Dichlorobenzene	<0.5
1,4-Dichlorobenzene	<0.5	1,4-Dioxane	<0.5
2-Hexanone(MBK)	<0.5	4-Ethyltoluene	<0.5
4-Isopropyltoluene	<0.5	4-Methyl-2-pentanone(MIBK)	<0.5
Acetone	<0.5	Acrylonitrile	<0.5
Benzene	<0.2	Benzene	<0.5
Benzyl chloride	<0.5	Bromodichloromethane	<0.4
Bromoform	<0.5	Bromomethane	<0.5
Carbon Disulfide	<0.5	Carbon Tetrachloride	<0.5
Chlorobenzene	<0.5	Chloroethane	<0.5
Chloroform	<0.5	Chloromethane	<0.5
Cis-1,2-Dichloroethene	<0.5	cis-1,3-Dichloropropene	<0.5
Cyclohexane	<0.5	Dibromochloromethane	<0.5
Dichlorodifluoromethane	<0.5	Ethanol	<0.5
Ethyl acetate	<0.5	Ethylbenzene	<0.5
Heptane	<0.5	Hexachlorobutadiene	<0.5
Hexane	<0.5	Isopropylalcohol	<0.5
Isopropylbenzene	<0.5	m,p-Xylene	<1.0
Methyl Ethyl Ketone	<0.5	Methyl tert-butyl ether(MTBE)	<0.5
Methylene Chloride	<0.5	n-Butylbenzene	<0.5
Naphthalene	<0.1	o-Xylene	<0.5
Propylene	<0.5	sec-Butylbenzene	<0.5
Styrene	<0.5	Tetrachloroethene	<0.2
Tetrahydrofuran	<0.5	Toluene	<0.5
Trans-1,2-Dichloroethene	<0.5	trans-1,3-Dichloropropene	<0.5
Trichloroethene	<0.2	Trichlorofluoromethane	<0.5
Trichlorotrifluoroethane	<0.5	Vinyl Chloride	<0.5

CAN-CLEAN

Environmental Laboratories, Inc.
587 East Middle Turnpike, P.O.Box 370, Manchester, CT 06045

Individual Canister Certification

March 18, 2020

Sample Information

Matrix: AIR
Canister Id: 28566
Certification Date: 03/09/20 11:24 PM
Data File: H:\AIR2020\CHEM20\03MAR\09\0309_16.D\0309_16-20_AIR_0304.rr
Project ID: EVERSOURCE ROCKVILLE MGP
Client ID: IA-04

SDG ID: GCF49368
Phoenix ID: CF49369

Analyte	Result (ppbv)	Analyte	Result (ppbv)
1,1,1,2-Tetrachloroethane	<0.5	1,1,1-Trichloroethane	<0.5
1,1,2,2-Tetrachloroethane	<0.5	1,1,2-Trichloroethane	<0.5
1,1-Dichloroethane	<0.5	1,1-Dichloroethene	<0.5
1,2,4-Trichlorobenzene	<0.5	1,2,4-Trimethylbenzene	<0.5
1,2-Dibromoethane(EDB)	<0.5	1,2-Dichlorobenzene	<0.5
1,2-Dichloroethane	<0.5	1,2-dichloropropane	<0.5
1,2-Dichlorotetrafluoroethane	<0.5	1,3,5-Trimethylbenzene	<0.5
1,3-Butadiene	<0.5	1,3-Dichlorobenzene	<0.5
1,4-Dichlorobenzene	<0.5	1,4-Dioxane	<0.5
2-Hexanone(MBK)	<0.5	4-Ethyltoluene	<0.5
4-Isopropyltoluene	<0.5	4-Methyl-2-pentanone(MIBK)	<0.5
Acetone	<0.5	Acrylonitrile	<0.5
Benzene	<0.2	Benzene	<0.5
Benzyl chloride	<0.5	Bromodichloromethane	<0.4
Bromoform	<0.5	Bromomethane	<0.5
Carbon Disulfide	<0.5	Carbon Tetrachloride	<0.5
Chlorobenzene	<0.5	Chloroethane	<0.5
Chloroform	<0.5	Chloromethane	<0.5
Cis-1,2-Dichloroethene	<0.5	cis-1,3-Dichloropropene	<0.5
Cyclohexane	<0.5	Dibromochloromethane	<0.5
Dichlorodifluoromethane	<0.5	Ethanol	<0.5
Ethyl acetate	<0.5	Ethylbenzene	<0.5
Heptane	<0.5	Hexachlorobutadiene	<0.5
Hexane	<0.5	Isopropylalcohol	<0.5
Isopropylbenzene	<0.5	m,p-Xylene	<1.0
Methyl Ethyl Ketone	<0.5	Methyl tert-butyl ether(MTBE)	<0.5
Methylene Chloride	<0.5	n-Butylbenzene	<0.5
Naphthalene	<0.1	o-Xylene	<0.5
Propylene	<0.5	sec-Butylbenzene	<0.5
Styrene	<0.5	Tetrachloroethene	<0.2
Tetrahydrofuran	<0.5	Toluene	<0.5
Trans-1,2-Dichloroethene	<0.5	trans-1,3-Dichloropropene	<0.5
Trichloroethene	<0.2	Trichlorofluoromethane	<0.5
Trichlorotrifluoroethane	<0.5	Vinyl Chloride	<0.5

CAN-CLEAN

Environmental Laboratories, Inc.
587 East Middle Turnpike, P.O.Box 370, Manchester, CT 06045

Individual Canister Certification

March 18, 2020

Sample Information

Matrix: AIR
Canister Id: 19786
Certification Date: 03/09/20 9:27 PM
Data File: H:\AIR2020\CHEM20\03MAR\09\0309_13.D\0309_13-20_AIR_0304.rr
Project ID: EVERSOURCE ROCKVILLE MGP
Client ID: IA-05

SDG ID: GCF49368
Phoenix ID: CF49370

Analyte	Result (ppbv)	Analyte	Result (ppbv)
1,1,1,2-Tetrachloroethane	<0.5	1,1,1-Trichloroethane	<0.5
1,1,2,2-Tetrachloroethane	<0.5	1,1,2-Trichloroethane	<0.5
1,1-Dichloroethane	<0.5	1,1-Dichloroethene	<0.5
1,2,4-Trichlorobenzene	<0.5	1,2,4-Trimethylbenzene	<0.5
1,2-Dibromoethane(EDB)	<0.5	1,2-Dichlorobenzene	<0.5
1,2-Dichloroethane	<0.5	1,2-dichloropropane	<0.5
1,2-Dichlorotetrafluoroethane	<0.5	1,3,5-Trimethylbenzene	<0.5
1,3-Butadiene	<0.5	1,3-Dichlorobenzene	<0.5
1,4-Dichlorobenzene	<0.5	1,4-Dioxane	<0.5
2-Hexanone(MBK)	<0.5	4-Ethyltoluene	<0.5
4-Isopropyltoluene	<0.5	4-Methyl-2-pentanone(MIBK)	<0.5
Acetone	<0.5	Acrylonitrile	<0.5
Benzene	<0.2	Benzene	<0.5
Benzyl chloride	<0.5	Bromodichloromethane	<0.4
Bromoform	<0.5	Bromomethane	<0.5
Carbon Disulfide	<0.5	Carbon Tetrachloride	<0.5
Chlorobenzene	<0.5	Chloroethane	<0.5
Chloroform	<0.5	Chloromethane	<0.5
Cis-1,2-Dichloroethene	<0.5	cis-1,3-Dichloropropene	<0.5
Cyclohexane	<0.5	Dibromochloromethane	<0.5
Dichlorodifluoromethane	<0.5	Ethanol	<0.5
Ethyl acetate	<0.5	Ethylbenzene	<0.5
Heptane	<0.5	Hexachlorobutadiene	<0.5
Hexane	<0.5	Isopropylalcohol	<0.5
Isopropylbenzene	<0.5	m,p-Xylene	<1.0
Methyl Ethyl Ketone	<0.5	Methyl tert-butyl ether(MTBE)	<0.5
Methylene Chloride	<0.5	n-Butylbenzene	<0.5
Naphthalene	<0.1	o-Xylene	<0.5
Propylene	<0.5	sec-Butylbenzene	<0.5
Styrene	<0.5	Tetrachloroethene	<0.2
Tetrahydrofuran	<0.5	Toluene	<0.5
Trans-1,2-Dichloroethene	<0.5	trans-1,3-Dichloropropene	<0.5
Trichloroethene	<0.2	Trichlorofluoromethane	<0.5
Trichlorotrifluoroethane	<0.5	Vinyl Chloride	<0.5

CAN-CLEAN

Environmental Laboratories, Inc.
587 East Middle Turnpike, P.O.Box 370, Manchester, CT 06045

Individual Canister Certification

March 18, 2020

Sample Information

Matrix: AIR
Canister Id: 19930
Certification Date: 03/09/20 10:06 PM
Data File: H:\AIR2020\CHEM20\03MAR\09\0309_14.D\0309_14-20_AIR_0304.rr
Project ID: EVERSOURCE ROCKVILLE MGP
Client ID: IA-03

SDG ID: GCF49368
Phoenix ID: CF49371

Analyte	Result (ppbv)	Analyte	Result (ppbv)
1,1,1,2-Tetrachloroethane	<0.5	1,1,1-Trichloroethane	<0.5
1,1,2,2-Tetrachloroethane	<0.5	1,1,2-Trichloroethane	<0.5
1,1-Dichloroethane	<0.5	1,1-Dichloroethene	<0.5
1,2,4-Trichlorobenzene	<0.5	1,2,4-Trimethylbenzene	<0.5
1,2-Dibromoethane(EDB)	<0.5	1,2-Dichlorobenzene	<0.5
1,2-Dichloroethane	<0.5	1,2-dichloropropane	<0.5
1,2-Dichlorotetrafluoroethane	<0.5	1,3,5-Trimethylbenzene	<0.5
1,3-Butadiene	<0.5	1,3-Dichlorobenzene	<0.5
1,4-Dichlorobenzene	<0.5	1,4-Dioxane	<0.5
2-Hexanone(MBK)	<0.5	4-Ethyltoluene	<0.5
4-Isopropyltoluene	<0.5	4-Methyl-2-pentanone(MIBK)	<0.5
Acetone	<0.5	Acrylonitrile	<0.5
Benzene	<0.2	Benzene	<0.5
Benzyl chloride	<0.5	Bromodichloromethane	<0.4
Bromoform	<0.5	Bromomethane	<0.5
Carbon Disulfide	<0.5	Carbon Tetrachloride	<0.5
Chlorobenzene	<0.5	Chloroethane	<0.5
Chloroform	<0.5	Chloromethane	<0.5
Cis-1,2-Dichloroethene	<0.5	cis-1,3-Dichloropropene	<0.5
Cyclohexane	<0.5	Dibromochloromethane	<0.5
Dichlorodifluoromethane	<0.5	Ethanol	<0.5
Ethyl acetate	<0.5	Ethylbenzene	<0.5
Heptane	<0.5	Hexachlorobutadiene	<0.5
Hexane	<0.5	Isopropylalcohol	<0.5
Isopropylbenzene	<0.5	m,p-Xylene	<1.0
Methyl Ethyl Ketone	<0.5	Methyl tert-butyl ether(MTBE)	<0.5
Methylene Chloride	<0.5	n-Butylbenzene	<0.5
Naphthalene	<0.1	o-Xylene	<0.5
Propylene	<0.5	sec-Butylbenzene	<0.5
Styrene	<0.5	Tetrachloroethene	<0.2
Tetrahydrofuran	<0.5	Toluene	<0.5
Trans-1,2-Dichloroethene	<0.5	trans-1,3-Dichloropropene	<0.5
Trichloroethene	<0.2	Trichlorofluoromethane	<0.5
Trichlorotrifluoroethane	<0.5	Vinyl Chloride	<0.5

CAN-CLEAN

Environmental Laboratories, Inc.
587 East Middle Turnpike, P.O.Box 370, Manchester, CT 06045

Individual Canister Certification

March 18, 2020

Sample Information

Matrix: AIR
Canister Id: 21362
Certification Date: 03/09/20 10:45 PM
Data File: H:\AIR2020\CHEM20\03MAR\09\0309_15.D\0309_15-20_AIR_0304.rr
Project ID: EVERSOURCE ROCKVILLE MGP
Client ID: SV-03

SDG ID: GCF49368
Phoenix ID: CF49372

Analyte	Result (ppbv)	Analyte	Result (ppbv)
1,1,1,2-Tetrachloroethane	<0.5	1,1,1-Trichloroethane	<0.5
1,1,2,2-Tetrachloroethane	<0.5	1,1,2-Trichloroethane	<0.5
1,1-Dichloroethane	<0.5	1,1-Dichloroethene	<0.5
1,2,4-Trichlorobenzene	<0.5	1,2,4-Trimethylbenzene	<0.5
1,2-Dibromoethane(EDB)	<0.5	1,2-Dichlorobenzene	<0.5
1,2-Dichloroethane	<0.5	1,2-dichloropropane	<0.5
1,2-Dichlorotetrafluoroethane	<0.5	1,3,5-Trimethylbenzene	<0.5
1,3-Butadiene	<0.5	1,3-Dichlorobenzene	<0.5
1,4-Dichlorobenzene	<0.5	1,4-Dioxane	<0.5
2-Hexanone(MBK)	<0.5	4-Ethyltoluene	<0.5
4-Isopropyltoluene	<0.5	4-Methyl-2-pentanone(MIBK)	<0.5
Acetone	<0.5	Acrylonitrile	<0.5
Benzene	<0.2	Benzene	<0.5
Benzyl chloride	<0.5	Bromodichloromethane	<0.4
Bromoform	<0.5	Bromomethane	<0.5
Carbon Disulfide	<0.5	Carbon Tetrachloride	<0.5
Chlorobenzene	<0.5	Chloroethane	<0.5
Chloroform	<0.5	Chloromethane	<0.5
Cis-1,2-Dichloroethene	<0.5	cis-1,3-Dichloropropene	<0.5
Cyclohexane	<0.5	Dibromochloromethane	<0.5
Dichlorodifluoromethane	<0.5	Ethanol	<0.5
Ethyl acetate	<0.5	Ethylbenzene	<0.5
Heptane	<0.5	Hexachlorobutadiene	<0.5
Hexane	<0.5	Isopropylalcohol	<0.5
Isopropylbenzene	<0.5	m,p-Xylene	<1.0
Methyl Ethyl Ketone	<0.5	Methyl tert-butyl ether(MTBE)	<0.5
Methylene Chloride	<0.5	n-Butylbenzene	<0.5
Naphthalene	<0.1	o-Xylene	<0.5
Propylene	<0.5	sec-Butylbenzene	<0.5
Styrene	<0.5	Tetrachloroethene	<0.2
Tetrahydrofuran	<0.5	Toluene	<0.5
Trans-1,2-Dichloroethene	<0.5	trans-1,3-Dichloropropene	<0.5
Trichloroethene	<0.2	Trichlorofluoromethane	<0.5
Trichlorotrifluoroethane	<0.5	Vinyl Chloride	<0.5

PHOENIX
Environmental Laboratories, Inc.
587 East Middle Turnpike, P.O. Box 370, Manchester, CT 06040
Telephone: 860.645.1102 • Fax: 860.645.0823

CHAIN OF CUSTODY RECORD
AIR ANALYSES
800-827-5426
email: greg@phoenixlabs.com

P.O. # Page of

Data Delivery:
☐ Fax #:
☒ Email: lewilley e tylerbond.com
☒ Phone #:

Report to: Lynn Willey
Customer: Tyler & Bond
Address: 213 Court Street
Middletown, CT 06457

Project Name: Eversource Rockville MGP
Invoice to: James. adamike eversource.com ~~jadamike~~
CC to lewilley e tylerbond.com
Sampled by: Lynn Willey

Data Format: (Circle) Equis Excel Other: ~~Excel~~ PDF
Requested Deliverable: (RCP) ASP CAT B
MCP NJ Deliverables
Eversource Quote Number: PO 10994668

Page 1 of 1 Air Reports

Phoenix ID #	Client Sample ID	Canister ID #	Canister Size (L)	Outgoing Canister Pressure (" Hg)	Incoming Canister Pressure ("Hg)	Flow Regulator ID #	Flow Controller Setting (mL/min)	Sampling Start Time	Sampling End Time	Sample Start Date	Canister Pressure at Start (" Hg)	Canister Pressure at End ("Hg)	Ambient/Indoor Air	Soil Gas	Grab (G) Composite (C)	TO-15	APH	
		THIS SECTION FOR LAB USE ONLY											MATRIX			ANALYSES		
✓	~~SV04~~	28553	6.0	30	~~-30~~ -29	7425	10.8	1155										
49368	SV-05	28588			-25	4963		1142	1939	3/11/20	-25	-5.0		X		X	X	-5
49369	IA-04	28566			-30	7045		1156	1904	3/11/20	-30	-5.5	X			X	X	-6
4937~~2~~	~~SV-03 Keep~~	21362			-30	5404		1200	1937	3/11/20	-30	-6.0		X				-5
49370	IA-05	19786			-30	5030		1147	1930	3/11/20	-30	-6.0	X			X	X	-7
49371	IA-02	19930			-28.5	3256		1202	1927	3/11/20	-28.5	-5.0	X			X	X	-4

Relinquished by: 3/12/20 1905
Accepted by: Date: 3/12/20 Time: 19:15

I attest that all media released by Phaenix Environmental Laboratories, Inc. have been received in good working canditian and agree ta the terms and conditions as listed on the back of this document:
Signature: Date: 3/12/20

State Where Samples Collected: CT

Turnaround Time:
1 Day ☐
2 Day ☐
3 Day ☐
4 Day ☐
5 Day ☒ Standard

Requested Criteria:
CT:
TAC I/C
TAC RES
SVVC I/C
(SVVC RES)
GWV I/C
GWV CES

(Please Circle)
MA:
Indoor Air: (Residential) Ind/Commercial
Soil Gas: (Residential) Ind/Commercial

NJ:
Indoor Air: Residential Ind/Commercial
Soil Gas: Residential Ind/Commercial

NY: Vapor Intrusion

PA:
Indoor Air Residential Non-residential

VT:
Indoor Air Residential Industrial
Sub-slab Residential Industrial

SPECIAL INSTRUCTIONS, QC REQUIREMENTS, REGULATORY INFORMATION:
Residential Samples SV + INDOOR AIR (6)(6.0L)(8hr)
NOTE: INDIVIDUAL Can Cert. billed to TylerBond
IND-CRT tubing

PEL-115 Rev. 9/2019

The Connecticut Light and Power Company
d/b/a Eversource Energy
Docket No. 26-05-10
Date Issued September 29, 2026
RSR-032 Attachment 9
Page 780 of 897

PHOENIX
Environmental Laboratories, Inc.

Tuesday, March 17, 2020

Attn: Lynn Willey
Tighe & Bond
213 Court St, Suite 1100
Middletown, CT 06457

Project ID: EVERSOURCE ROCKVILLE MGP
SDG ID: GCF49360
Sample ID#s: CF49360 - CF49367

This laboratory is in compliance with the NELAC requirements of procedures used except where indicated.

This report contains results for the parameters tested, under the sampling conditions described on the Chain Of Custody, as received by the laboratory. This report is incomplete unless all pages indicated in the pagination at the bottom of the page are included.

A scanned version of the COC form accompanies the analytical report and is an exact duplicate of the original.

If you are the client above and have any questions concerning this testing, please do not hesitate to contact Phoenix Client Services at ext.200. The contents of this report cannot be discussed with anyone other than the client listed above without their written consent.

Sincerely yours,

Phyllis Shiller
Laboratory Director

NELAC - #NY11301
CT Lab Registration #PH-0618
MA Lab Registration #M-CT007
ME Lab Registration #CT-007
NH Lab Registration #213693-A,B
NJ Lab Registration #CT-003
NY Lab Registration #11301
PA Lab Registration #68-03530
RI Lab Registration #63
UT Lab Registration #CT00007
VT Lab Registration #VT11301

Environmental Laboratories, Inc.
587 East Middle Turnpike, P.O.Box 370, Manchester, CT 06045
Tel. (860) 645-1102 Fax (860) 645-0823

Sample Id Cross Reference

March 17, 2020

SDG I.D.: GCF49360

Project ID: EVERSOURCE ROCKVILLE MGP

Client Id	Lab Id	Matrix
IA-02A	CF49360	AIR
OA-01	CF49361	AIR
IA-02	CF49362	AIR
IA-06	CF49363	AIR
IA-01	CF49364	AIR
SV-02A	CF49365	AIR
SV-02	CF49366	AIR
SV-01	CF49367	AIR

Environmental Laboratories, Inc.
587 East Middle Turnpike, P.O.Box 370, Manchester, CT 06045
Tel. (860) 645-1102 Fax (860) 645-0823

Analysis Report

March 17, 2020

FOR: Attn: Lynn Willey
Tighe & Bond
213 Court St, Suite 1100
Middletown, CT 06457

Sample Information		Custody Information		Date	Time
Matrix:	AIR	Collected by:	LW	03/11/20	13:30
Location Code:	TIGHE-EVER	Received by:	B	03/12/20	19:18
Rush Request:	72 Hour	Analyzed by:	see "By" below		
P.O.#:	10948703				
Canister Id:	218				

Laboratory Data

SDG ID: GCF49360
Phoenix ID: CF49360

Project ID: EVERSOURCE ROCKVILLE MGP
Client ID: IA-02A

Parameter	ppbv Result	ppbv RL	ug/m3 Result	ug/m3 RL	Date/Time	By	Dilution
Volatiles (TO15)							
1,1,1,2-Tetrachloroethane	ND	*0.500*	ND	*3.43*	03/12/20	KCA	1
1,1,1-Trichloroethane	ND	*0.500*	ND	*2.73*	03/12/20	KCA	1
1,1,2,2-Tetrachloroethane	ND	*0.500*	ND	*3.43*	03/12/20	KCA	1
1,1,2-Trichloroethane	ND	*0.500*	ND	*2.73*	03/12/20	KCA	1
1,1-Dichloroethane	ND	*0.500*	ND	*2.02*	03/12/20	KCA	1
1,1-Dichloroethene	ND	*0.500*	ND	*1.98*	03/12/20	KCA	1
1,2,4-Trichlorobenzene	ND	*0.500*	ND	*3.71*	03/12/20	KCA	1
1,2,4-Trimethylbenzene	ND	*0.500*	ND	*2.46*	03/12/20	KCA	1
1,2-Dibromoethane(EDB)	ND	*0.500*	ND	*3.84*	03/12/20	KCA	1
1,2-Dichlorobenzene	ND	*0.500*	ND	*3.00*	03/12/20	KCA	1
1,2-Dichloroethane	ND	*0.500*	ND	*2.02*	03/12/20	KCA	1
1,2-dichloropropane	ND	*0.500*	ND	*2.31*	03/12/20	KCA	1
1,2-Dichlorotetrafluoroethane	ND	*0.500*	ND	*3.49*	03/12/20	KCA	1
1,3,5-Trimethylbenzene	ND	*0.500*	ND	*2.46*	03/12/20	KCA	1
1,3-Butadiene	ND	*0.500*	ND	*1.11*	03/12/20	KCA	1
1,3-Dichlorobenzene	ND	*0.500*	ND	*3.00*	03/12/20	KCA	1
1,4-Dichlorobenzene	ND	*0.500*	ND	*3.00*	03/12/20	KCA	1
1,4-Dioxane	ND	*0.500*	ND	*1.80*	03/12/20	KCA	1
2-Hexanone(MBK)	ND	*0.500*	ND	*2.05*	03/12/20	KCA	1
4-Ethyltoluene	ND	*0.500*	ND	*2.46*	03/12/20	KCA	1
4-Isopropyltoluene	ND	*0.500*	ND	*2.74*	03/12/20	KCA	1
4-Methyl-2-pentanone(MIBK)	ND	*0.500*	ND	*2.05*	03/12/20	KCA	1
Acetone	2.42	*0.500*	5.75	*1.19*	03/12/20	KCA	1
Acrylonitrile	ND	*0.500*	ND	*1.08*	03/12/20	KCA	1
Benzene	ND	*0.500*	ND	*1.60*	03/12/20	KCA	1
Benzyl chloride	ND	*0.500*	ND	*2.59*	03/12/20	KCA	1

Ver 1

Project ID: EVERSOURCE ROCKVILLE MGP
Client ID: IA-02A

Phoenix I.D.: CF49360

Parameter	ppbv Result	ppbv RL	ug/m3 Result	ug/m3 RL	Date/Time	By	Dilution
Bromodichloromethane	ND	*0.500*	ND	*3.35*	03/12/20	KCA	1
Bromoform	ND	*0.500*	ND	*5.17*	03/12/20	KCA	1
Bromomethane	ND	*0.500*	ND	*1.94*	03/12/20	KCA	1
Carbon Disulfide	ND	*0.500*	ND	*1.56*	03/12/20	KCA	1
Carbon Tetrachloride	ND	*0.500*	ND	*3.14*	03/12/20	KCA	1
Chlorobenzene	ND	*0.500*	ND	*2.30*	03/12/20	KCA	1
Chloroethane	ND	*0.500*	ND	*1.32*	03/12/20	KCA	1
Chloroform	ND	*0.500*	ND	*2.44*	03/12/20	KCA	1
Chloromethane	0.550	*0.500*	1.14	*1.03*	03/12/20	KCA	1
Cis-1,2-Dichloroethene	ND	*0.500*	ND	*1.98*	03/12/20	KCA	1
cis-1,3-Dichloropropene	ND	*0.500*	ND	*2.27*	03/12/20	KCA	1
Cyclohexane	ND	*0.500*	ND	*1.72*	03/12/20	KCA	1
Dibromochloromethane	ND	*0.500*	ND	*4.26*	03/12/20	KCA	1
Dichlorodifluoromethane	ND	*0.500*	ND	*2.47*	03/12/20	KCA	1
Ethanol	21.9	*0.500*	41.2	*0.94*	03/12/20	KCA	1
Ethyl acetate	ND	*0.500*	ND	*1.80*	03/12/20	KCA	1
Ethylbenzene	ND	*0.500*	ND	*2.17*	03/12/20	KCA	1
Heptane	ND	*0.500*	ND	*2.05*	03/12/20	KCA	1
Hexachlorobutadiene	ND	*0.500*	ND	*5.33*	03/12/20	KCA	1
Hexane	ND	*0.500*	ND	*1.76*	03/12/20	KCA	1
Isopropylalcohol	0.860	*0.500*	2.11	*1.23*	03/12/20	KCA	1
Isopropylbenzene	ND	*0.500*	ND	*2.46*	03/12/20	KCA	1
m,p-Xylene	ND	*1.00*	ND	*4.34*	03/12/20	KCA	1
Methyl Ethyl Ketone	ND	*0.500*	ND	*1.47*	03/12/20	KCA	1
Methyl tert-butyl ether(MTBE)	ND	*0.500*	ND	*1.80*	03/12/20	KCA	1
Methylene Chloride	0.553	*0.500*	1.92	*1.74*	03/12/20	KCA	1
n-Butylbenzene	ND	*0.500*	ND	*2.74*	03/12/20	KCA	1
o-Xylene	ND	*0.500*	ND	*2.17*	03/12/20	KCA	1
Propylene	ND	*0.500*	ND	*0.86*	03/12/20	KCA	1
sec-Butylbenzene	ND	*0.500*	ND	*2.74*	03/12/20	KCA	1
Styrene	ND	*0.500*	ND	*2.13*	03/12/20	KCA	1
Tetrachloroethene	ND	*0.200*	ND	*1.36*	03/12/20	KCA	1
Tetrahydrofuran	ND	*0.500*	ND	*1.47*	03/12/20	KCA	1
Toluene	ND	*0.500*	ND	*1.88*	03/12/20	KCA	1
Trans-1,2-Dichloroethene	ND	*0.500*	ND	*1.98*	03/12/20	KCA	1
trans-1,3-Dichloropropene	ND	*0.500*	ND	*2.27*	03/12/20	KCA	1
Trichloroethene	ND	*0.200*	ND	*1.07*	03/12/20	KCA	1
Trichlorofluoromethane	ND	*0.500*	ND	*2.81*	03/12/20	KCA	1
Trichlorotrifluoroethane	ND	*0.500*	ND	*3.83*	03/12/20	KCA	1
Vinyl Chloride	ND	*0.500*	ND	*1.28*	03/12/20	KCA	1
QA/QC Surrogates/Internals							
% Bromofluorobenzene	92	*%*	92	*%*	03/12/20	KCA	1
% IS-1,4-Difluorobenzene	97	*%*	97	*%*	03/12/20	KCA	1
% IS-Bromochloromethane	98	*%*	98	*%*	03/12/20	KCA	1
% IS-Chlorobenzene-d5	98	*%*	98	*%*	03/12/20	KCA	1
APH Hydrocarbon Ranges (MA APH Rev1)							
C5-C8 Aliphatic Hydrocarbons 1,2	n.a.	*n.a.*	23	*11*	03/14/20	KCA	1
C9-C10 Aromatic Hydrocarbons	n.a.	*n.a.*	ND	*10*	03/14/20	KCA	1
C9-C12 Aliphatic Hydrocarbons 1,3	n.a.	*n.a.*	ND	*18*	03/14/20	KCA	1

Ver 1

Project ID: EVERSOURCE ROCKVILLE MGP
Client ID: IA-02A

Phoenix I.D.: CF49360

Parameter	ppbv Result	ppbv RL	ug/m3 Result	ug/m3 RL	Date/Time	By	Dilution
Target APH Analytes							
1,3-Butadiene	ND	*0.500*	ND	*1.11*	03/14/20	KCA	1
Benzene	ND	*0.200*	ND	*0.64*	03/14/20	KCA	1
Ethylbenzene	ND	*0.500*	ND	*2.17*	03/14/20	KCA	1
m,p-Xylene	ND	*1.00*	ND	*4.34*	03/14/20	KCA	1
Methyl tert-butyl ether(MTBE)	ND	*0.500*	ND	*1.80*	03/14/20	KCA	1
Naphthalene	ND	*0.100*	ND	*0.52*	03/14/20	KCA	1
o-Xylene	ND	*0.500*	ND	*2.17*	03/14/20	KCA	1
Toluene	ND	*0.500*	ND	*1.88*	03/14/20	KCA	1
QA/QC Surrogates/Internals							
% Bromofluorobenzene	92	*%*	92	*%*	03/14/20	KCA	1
% IS-1,4-Difluorobenzene	92	*%*	92	*%*	03/14/20	KCA	1
% IS-Bromochloromethane	97	*%*	97	*%*	03/14/20	KCA	1
% IS-Chlorobenzene-d5	96	*%*	96	*%*	03/14/20	KCA	1

RL/PQL=Reporting/Practical Quantitation Level ND=Not Detected BRL=Below Reporting Level
QA/QC Surrogates: Surrogates are compounds (preceeded with a %) added by the lab to determine analysis efficiency. Surrogate results(%) listed in the report are not "detected" compounds.

Comments:

APH:
*1 Hydrocarbon range data exclude any internals/standards eluting in that range.
*2 C5-C8 Aliphatics exclude the conc. of Target Analytes.
*3 C9-C12 Aliphatics exclude the conc. of Target Analytes and C9-C10 Aromatics.

If you are the client above and have any questions concerning this testing, please do not hesitate to contact Phoenix Client Services at ext.200.
The contents of this report cannot be discussed with anyone other than the client listed above without their written consent.



Phyllis Shiller, Laboratory Director
March 17, 2020
Reviewed and Released by: Greg Lawrence, Assistant Lab Director

Environmental Laboratories, Inc.
587 East Middle Turnpike, P.O.Box 370, Manchester, CT 06045
Tel. (860) 645-1102 Fax (860) 645-0823

Analysis Report

March 17, 2020

FOR: Attn: Lynn Willey
Tighe & Bond
213 Court St, Suite 1100
Middletown, CT 06457

Sample Information		Custody Information		Date	Time
Matrix:	AIR	Collected by:	LW	03/11/20	10:00
Location Code:	TIGHE-EVER	Received by:	B	03/12/20	19:18
Rush Request:	72 Hour	Analyzed by:	see "By" below		
P.O.#:	10948703				
Canister Id:	21333				

Laboratory Data

SDG ID: GCF49360
Phoenix ID: CF49361

Project ID: EVERSOURCE ROCKVILLE MGP
Client ID: OA-01

Parameter	ppbv Result	ppbv RL	ug/m3 Result	ug/m3 RL	Date/Time	By	Dilution
Volatiles (TO15)							
1,1,1,2-Tetrachloroethane	ND	*0.500*	ND	*3.43*	03/12/20	KCA	1
1,1,1-Trichloroethane	ND	*0.500*	ND	*2.73*	03/12/20	KCA	1
1,1,2,2-Tetrachloroethane	ND	*0.500*	ND	*3.43*	03/12/20	KCA	1
1,1,2-Trichloroethane	ND	*0.500*	ND	*2.73*	03/12/20	KCA	1
1,1-Dichloroethane	ND	*0.500*	ND	*2.02*	03/12/20	KCA	1
1,1-Dichloroethene	ND	*0.500*	ND	*1.98*	03/12/20	KCA	1
1,2,4-Trichlorobenzene	ND	*0.500*	ND	*3.71*	03/12/20	KCA	1
1,2,4-Trimethylbenzene	ND	*0.500*	ND	*2.46*	03/12/20	KCA	1
1,2-Dibromoethane(EDB)	ND	*0.500*	ND	*3.84*	03/12/20	KCA	1
1,2-Dichlorobenzene	ND	*0.500*	ND	*3.00*	03/12/20	KCA	1
1,2-Dichloroethane	ND	*0.500*	ND	*2.02*	03/12/20	KCA	1
1,2-dichloropropane	ND	*0.500*	ND	*2.31*	03/12/20	KCA	1
1,2-Dichlorotetrafluoroethane	ND	*0.500*	ND	*3.49*	03/12/20	KCA	1
1,3,5-Trimethylbenzene	ND	*0.500*	ND	*2.46*	03/12/20	KCA	1
1,3-Butadiene	ND	*0.500*	ND	*1.11*	03/12/20	KCA	1
1,3-Dichlorobenzene	ND	*0.500*	ND	*3.00*	03/12/20	KCA	1
1,4-Dichlorobenzene	ND	*0.500*	ND	*3.00*	03/12/20	KCA	1
1,4-Dioxane	ND	*0.500*	ND	*1.80*	03/12/20	KCA	1
2-Hexanone(MBK)	ND	*0.500*	ND	*2.05*	03/12/20	KCA	1
4-Ethyltoluene	ND	*0.500*	ND	*2.46*	03/12/20	KCA	1
4-Isopropyltoluene	ND	*0.500*	ND	*2.74*	03/12/20	KCA	1
4-Methyl-2-pentanone(MIBK)	ND	*0.500*	ND	*2.05*	03/12/20	KCA	1
Acetone	1.92	*0.500*	4.56	*1.19*	03/12/20	KCA	1
Acrylonitrile	ND	*0.500*	ND	*1.08*	03/12/20	KCA	1
Benzene	ND	*0.500*	ND	*1.60*	03/12/20	KCA	1
Benzyl chloride	ND	*0.500*	ND	*2.59*	03/12/20	KCA	1

Ver 1

Project ID: EVERSOURCE ROCKVILLE MGP
Phoenix I.D.: CF49361
Client ID: OA-01

Parameter	ppbv Result	ppbv RL	ug/m3 Result	ug/m3 RL	Date/Time	By	Dilution
Bromodichloromethane	ND	*0.500*	ND	*3.35*	03/12/20	KCA	1
Bromoform	ND	*0.500*	ND	*5.17*	03/12/20	KCA	1
Bromomethane	ND	*0.500*	ND	*1.94*	03/12/20	KCA	1
Carbon Disulfide	ND	*0.500*	ND	*1.56*	03/12/20	KCA	1
Carbon Tetrachloride	ND	*0.500*	ND	*3.14*	03/12/20	KCA	1
Chlorobenzene	ND	*0.500*	ND	*2.30*	03/12/20	KCA	1
Chloroethane	ND	*0.500*	ND	*1.32*	03/12/20	KCA	1
Chloroform	ND	*0.500*	ND	*2.44*	03/12/20	KCA	1
Chloromethane	0.642	*0.500*	1.32	*1.03*	03/12/20	KCA	1
Cis-1,2-Dichloroethene	ND	*0.500*	ND	*1.98*	03/12/20	KCA	1
cis-1,3-Dichloropropene	ND	*0.500*	ND	*2.27*	03/12/20	KCA	1
Cyclohexane	ND	*0.500*	ND	*1.72*	03/12/20	KCA	1
Dibromochloromethane	ND	*0.500*	ND	*4.26*	03/12/20	KCA	1
Dichlorodifluoromethane	ND	*0.500*	ND	*2.47*	03/12/20	KCA	1
Ethanol	14.4	*0.500*	27.1	*0.94*	03/12/20	KCA	1
Ethyl acetate	ND	*0.500*	ND	*1.80*	03/12/20	KCA	1
Ethylbenzene	ND	*0.500*	ND	*2.17*	03/12/20	KCA	1
Heptane	ND	*0.500*	ND	*2.05*	03/12/20	KCA	1
Hexachlorobutadiene	ND	*0.500*	ND	*5.33*	03/12/20	KCA	1
Hexane	ND	*0.500*	ND	*1.76*	03/12/20	KCA	1
Isopropylalcohol	0.817	*0.500*	2.01	*1.23*	03/12/20	KCA	1
Isopropylbenzene	ND	*0.500*	ND	*2.46*	03/12/20	KCA	1
m,p-Xylene	ND	*1.00*	ND	*4.34*	03/12/20	KCA	1
Methyl Ethyl Ketone	ND	*0.500*	ND	*1.47*	03/12/20	KCA	1
Methyl tert-butyl ether(MTBE)	ND	*0.500*	ND	*1.80*	03/12/20	KCA	1
Methylene Chloride	ND	*0.500*	ND	*1.74*	03/12/20	KCA	1
n-Butylbenzene	ND	*0.500*	ND	*2.74*	03/12/20	KCA	1
o-Xylene	ND	*0.500*	ND	*2.17*	03/12/20	KCA	1
Propylene	ND	*0.500*	ND	*0.86*	03/12/20	KCA	1
sec-Butylbenzene	ND	*0.500*	ND	*2.74*	03/12/20	KCA	1
Styrene	ND	*0.500*	ND	*2.13*	03/12/20	KCA	1
Tetrachloroethene	ND	*0.200*	ND	*1.36*	03/12/20	KCA	1
Tetrahydrofuran	ND	*0.500*	ND	*1.47*	03/12/20	KCA	1
Toluene	ND	*0.500*	ND	*1.88*	03/12/20	KCA	1
Trans-1,2-Dichloroethene	ND	*0.500*	ND	*1.98*	03/12/20	KCA	1
trans-1,3-Dichloropropene	ND	*0.500*	ND	*2.27*	03/12/20	KCA	1
Trichloroethene	ND	*0.200*	ND	*1.07*	03/12/20	KCA	1
Trichlorofluoromethane	ND	*0.500*	ND	*2.81*	03/12/20	KCA	1
Trichlorotrifluoroethane	ND	*0.500*	ND	*3.83*	03/12/20	KCA	1
Vinyl Chloride	ND	*0.500*	ND	*1.28*	03/12/20	KCA	1
QA/QC Surrogates/Internals							
% Bromofluorobenzene	94	*%*	94	*%*	03/12/20	KCA	1
% IS-1,4-Difluorobenzene	95	*%*	95	*%*	03/12/20	KCA	1
% IS-Bromochloromethane	99	*%*	99	*%*	03/12/20	KCA	1
% IS-Chlorobenzene-d5	97	*%*	97	*%*	03/12/20	KCA	1
APH Hydrocarbon Ranges (MA APH Rev1)							
C5-C8 Aliphatic Hydrocarbons 1,2	n.a.	*n.a.*	21	*11*	03/14/20	KCA	1
C9-C10 Aromatic Hydrocarbons	n.a.	*n.a.*	ND	*10*	03/14/20	KCA	1
C9-C12 Aliphatic Hydrocarbons 1,3	n.a.	*n.a.*	ND	*18*	03/14/20	KCA	1

Ver 1

Project ID: EVERSOURCE ROCKVILLE MGP
Client ID: OA-01

Phoenix I.D.: CF49361

Parameter	ppbv Result	ppbv RL	ug/m3 Result	ug/m3 RL	Date/Time	By	Dilution
Target APH Analytes							
1,3-Butadiene	ND	*0.500*	ND	*1.11*	03/14/20	KCA	1
Benzene	ND	*0.200*	ND	*0.64*	03/14/20	KCA	1
Ethylbenzene	ND	*0.500*	ND	*2.17*	03/14/20	KCA	1
m,p-Xylene	ND	*1.00*	ND	*4.34*	03/14/20	KCA	1
Methyl tert-butyl ether(MTBE)	ND	*0.500*	ND	*1.80*	03/14/20	KCA	1
Naphthalene	ND	*0.100*	ND	*0.52*	03/14/20	KCA	1
o-Xylene	ND	*0.500*	ND	*2.17*	03/14/20	KCA	1
Toluene	ND	*0.500*	ND	*1.88*	03/14/20	KCA	1
QA/QC Surrogates/Internals							
% Bromofluorobenzene	91	*%*	91	*%*	03/14/20	KCA	1
% IS-1,4-Difluorobenzene	91	*%*	91	*%*	03/14/20	KCA	1
% IS-Bromochloromethane	95	*%*	95	*%*	03/14/20	KCA	1
% IS-Chlorobenzene-d5	93	*%*	93	*%*	03/14/20	KCA	1

RL/PQL=Reporting/Practical Quantitation Level ND=Not Detected BRL=Below Reporting Level
QA/QC Surrogates: Surrogates are compounds (preceeded with a %) added by the lab to determine analysis efficiency. Surrogate results(%) listed in the report are not "detected" compounds.

Comments:

APH:
*1 Hydrocarbon range data exclude any internals/standards eluting in that range.
*2 C5-C8 Aliphatics exclude the conc. of Target Analytes.
*3 C9-C12 Aliphatics exclude the conc. of Target Analytes and C9-C10 Aromatics.

If you are the client above and have any questions concerning this testing, please do not hesitate to contact Phoenix Client Services at ext.200.
The contents of this report cannot be discussed with anyone other than the client listed above without their written consent.

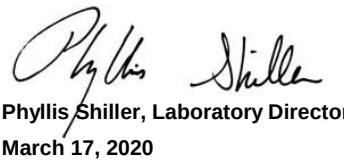

Phyllis Shiller, Laboratory Director
March 17, 2020
Reviewed and Released by: Greg Lawrence, Assistant Lab Director

Environmental Laboratories, Inc.
587 East Middle Turnpike, P.O.Box 370, Manchester, CT 06045
Tel. (860) 645-1102 Fax (860) 645-0823

Analysis Report

March 17, 2020

FOR: Attn: Lynn Willey
Tighe & Bond
213 Court St, Suite 1100
Middletown, CT 06457

Sample Information		Custody Information		Date	Time
Matrix:	AIR	Collected by:	LW	03/11/20	13:30
Location Code:	TIGHE-EVER	Received by:	B	03/12/20	19:18
Rush Request:	72 Hour	Analyzed by:	see "By" below		
P.O.#:	10948703				
Canister Id:	17162				

Laboratory Data

SDG ID: GCF49360
Phoenix ID: CF49362

Project ID: EVERSOURCE ROCKVILLE MGP
Client ID: IA-02

Parameter	ppbv Result	ppbv RL	ug/m3 Result	ug/m3 RL	Date/Time	By	Dilution
Volatiles (TO15)							
1,1,1,2-Tetrachloroethane	ND	*0.500*	ND	*3.43*	03/12/20	KCA	1
1,1,1-Trichloroethane	ND	*0.500*	ND	*2.73*	03/12/20	KCA	1
1,1,2,2-Tetrachloroethane	ND	*0.500*	ND	*3.43*	03/12/20	KCA	1
1,1,2-Trichloroethane	ND	*0.500*	ND	*2.73*	03/12/20	KCA	1
1,1-Dichloroethane	ND	*0.500*	ND	*2.02*	03/12/20	KCA	1
1,1-Dichloroethene	ND	*0.500*	ND	*1.98*	03/12/20	KCA	1
1,2,4-Trichlorobenzene	ND	*0.500*	ND	*3.71*	03/12/20	KCA	1
1,2,4-Trimethylbenzene	ND	*0.500*	ND	*2.46*	03/12/20	KCA	1
1,2-Dibromoethane(EDB)	ND	*0.500*	ND	*3.84*	03/12/20	KCA	1
1,2-Dichlorobenzene	ND	*0.500*	ND	*3.00*	03/12/20	KCA	1
1,2-Dichloroethane	ND	*0.500*	ND	*2.02*	03/12/20	KCA	1
1,2-dichloropropane	ND	*0.500*	ND	*2.31*	03/12/20	KCA	1
1,2-Dichlorotetrafluoroethane	ND	*0.500*	ND	*3.49*	03/12/20	KCA	1
1,3,5-Trimethylbenzene	ND	*0.500*	ND	*2.46*	03/12/20	KCA	1
1,3-Butadiene	ND	*0.500*	ND	*1.11*	03/12/20	KCA	1
1,3-Dichlorobenzene	ND	*0.500*	ND	*3.00*	03/12/20	KCA	1
1,4-Dichlorobenzene	ND	*0.500*	ND	*3.00*	03/12/20	KCA	1
1,4-Dioxane	ND	*0.500*	ND	*1.80*	03/12/20	KCA	1
2-Hexanone(MBK)	ND	*0.500*	ND	*2.05*	03/12/20	KCA	1
4-Ethyltoluene	ND	*0.500*	ND	*2.46*	03/12/20	KCA	1
4-Isopropyltoluene	ND	*0.500*	ND	*2.74*	03/12/20	KCA	1
4-Methyl-2-pentanone(MIBK)	ND	*0.500*	ND	*2.05*	03/12/20	KCA	1
Acetone	2.42	*0.500*	5.75	*1.19*	03/12/20	KCA	1
Acrylonitrile	ND	*0.500*	ND	*1.08*	03/12/20	KCA	1
Benzene	ND	*0.500*	ND	*1.60*	03/12/20	KCA	1
Benzyl chloride	ND	*0.500*	ND	*2.59*	03/12/20	KCA	1

Ver 1

Project ID: EVERSOURCE ROCKVILLE MGP
Client ID: IA-02

Phoenix I.D.: CF49362

Parameter	ppbv Result	ppbv RL	ug/m3 Result	ug/m3 RL	Date/Time	By	Dilution
Bromodichloromethane	ND	*0.500*	ND	*3.35*	03/12/20	KCA	1
Bromoform	ND	*0.500*	ND	*5.17*	03/12/20	KCA	1
Bromomethane	ND	*0.500*	ND	*1.94*	03/12/20	KCA	1
Carbon Disulfide	ND	*0.500*	ND	*1.56*	03/12/20	KCA	1
Carbon Tetrachloride	ND	*0.500*	ND	*3.14*	03/12/20	KCA	1
Chlorobenzene	ND	*0.500*	ND	*2.30*	03/12/20	KCA	1
Chloroethane	ND	*0.500*	ND	*1.32*	03/12/20	KCA	1
Chloroform	ND	*0.500*	ND	*2.44*	03/12/20	KCA	1
Chloromethane	0.543	*0.500*	1.12	*1.03*	03/12/20	KCA	1
Cis-1,2-Dichloroethene	ND	*0.500*	ND	*1.98*	03/12/20	KCA	1
cis-1,3-Dichloropropene	ND	*0.500*	ND	*2.27*	03/12/20	KCA	1
Cyclohexane	ND	*0.500*	ND	*1.72*	03/12/20	KCA	1
Dibromochloromethane	ND	*0.500*	ND	*4.26*	03/12/20	KCA	1
Dichlorodifluoromethane	ND	*0.500*	ND	*2.47*	03/12/20	KCA	1
Ethanol	32.1	*0.500*	60.4	*0.94*	03/12/20	KCA	1
Ethyl acetate	ND	*0.500*	ND	*1.80*	03/12/20	KCA	1
Ethylbenzene	ND	*0.500*	ND	*2.17*	03/12/20	KCA	1
Heptane	ND	*0.500*	ND	*2.05*	03/12/20	KCA	1
Hexachlorobutadiene	ND	*0.500*	ND	*5.33*	03/12/20	KCA	1
Hexane	ND	*0.500*	ND	*1.76*	03/12/20	KCA	1
Isopropylalcohol	2.20	*0.500*	5.40	*1.23*	03/12/20	KCA	1
Isopropylbenzene	ND	*0.500*	ND	*2.46*	03/12/20	KCA	1
m,p-Xylene	ND	*1.00*	ND	*4.34*	03/12/20	KCA	1
Methyl Ethyl Ketone	ND	*0.500*	ND	*1.47*	03/12/20	KCA	1
Methyl tert-butyl ether(MTBE)	ND	*0.500*	ND	*1.80*	03/12/20	KCA	1
Methylene Chloride	ND	*0.500*	ND	*1.74*	03/12/20	KCA	1
n-Butylbenzene	ND	*0.500*	ND	*2.74*	03/12/20	KCA	1
o-Xylene	ND	*0.500*	ND	*2.17*	03/12/20	KCA	1
Propylene	ND	*0.500*	ND	*0.86*	03/12/20	KCA	1
sec-Butylbenzene	ND	*0.500*	ND	*2.74*	03/12/20	KCA	1
Styrene	ND	*0.500*	ND	*2.13*	03/12/20	KCA	1
Tetrachloroethene	ND	*0.200*	ND	*1.36*	03/12/20	KCA	1
Tetrahydrofuran	ND	*0.500*	ND	*1.47*	03/12/20	KCA	1
Toluene	ND	*0.500*	ND	*1.88*	03/12/20	KCA	1
Trans-1,2-Dichloroethene	ND	*0.500*	ND	*1.98*	03/12/20	KCA	1
trans-1,3-Dichloropropene	ND	*0.500*	ND	*2.27*	03/12/20	KCA	1
Trichloroethene	ND	*0.200*	ND	*1.07*	03/12/20	KCA	1
Trichlorofluoromethane	ND	*0.500*	ND	*2.81*	03/12/20	KCA	1
Trichlorotrifluoroethane	ND	*0.500*	ND	*3.83*	03/12/20	KCA	1
Vinyl Chloride	ND	*0.500*	ND	*1.28*	03/12/20	KCA	1
QA/QC Surrogates/Internals							
% Bromofluorobenzene	94	*%*	94	*%*	03/12/20	KCA	1
% IS-1,4-Difluorobenzene	92	*%*	92	*%*	03/12/20	KCA	1
% IS-Bromochloromethane	96	*%*	96	*%*	03/12/20	KCA	1
% IS-Chlorobenzene-d5	94	*%*	94	*%*	03/12/20	KCA	1
APH Hydrocarbon Ranges (MA APH Rev1)							
C5-C8 Aliphatic Hydrocarbons 1,2	n.a.	*n.a.*	24	*11*	03/14/20	KCA	1
C9-C10 Aromatic Hydrocarbons	n.a.	*n.a.*	ND	*10*	03/14/20	KCA	1
C9-C12 Aliphatic Hydrocarbons 1,3	n.a.	*n.a.*	ND	*18*	03/14/20	KCA	1

Ver 1

Project ID: EVERSOURCE ROCKVILLE MGP
Client ID: IA-02

Phoenix I.D.: CF49362

Parameter	ppbv Result	ppbv RL	ug/m3 Result	ug/m3 RL	Date/Time	By	Dilution
Target APH Analytes							
1,3-Butadiene	ND	*0.500*	ND	*1.11*	03/14/20	KCA	1
Benzene	ND	*0.200*	ND	*0.64*	03/14/20	KCA	1
Ethylbenzene	ND	*0.500*	ND	*2.17*	03/14/20	KCA	1
m,p-Xylene	ND	*1.00*	ND	*4.34*	03/14/20	KCA	1
Methyl tert-butyl ether(MTBE)	ND	*0.500*	ND	*1.80*	03/14/20	KCA	1
Naphthalene	ND	*0.100*	ND	*0.52*	03/14/20	KCA	1
o-Xylene	ND	*0.500*	ND	*2.17*	03/14/20	KCA	1
Toluene	ND	*0.500*	ND	*1.88*	03/14/20	KCA	1
QA/QC Surrogates/Internals							
% Bromofluorobenzene	92	*%*	92	*%*	03/14/20	KCA	1
% IS-1,4-Difluorobenzene	94	*%*	94	*%*	03/14/20	KCA	1
% IS-Bromochloromethane	98	*%*	98	*%*	03/14/20	KCA	1
% IS-Chlorobenzene-d5	96	*%*	96	*%*	03/14/20	KCA	1

RL/PQL=Reporting/Practical Quantitation Level ND=Not Detected BRL=Below Reporting Level
QA/QC Surrogates: Surrogates are compounds (preceeded with a %) added by the lab to determine analysis efficiency. Surrogate results(%) listed in the report are not "detected" compounds.

Comments:

APH:
*1 Hydrocarbon range data exclude any internals/standards eluting in that range.
*2 C5-C8 Aliphatics exclude the conc. of Target Analytes.
*3 C9-C12 Aliphatics exclude the conc. of Target Analytes and C9-C10 Aromatics.

If you are the client above and have any questions concerning this testing, please do not hesitate to contact Phoenix Client Services at ext.200.
The contents of this report cannot be discussed with anyone other than the client listed above without their written consent.

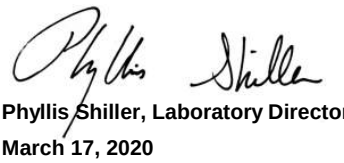

Phyllis Shiller, Laboratory Director
March 17, 2020
Reviewed and Released by: Greg Lawrence, Assistant Lab Director

Environmental Laboratories, Inc.
587 East Middle Turnpike, P.O.Box 370, Manchester, CT 06045
Tel. (860) 645-1102 Fax (860) 645-0823

Analysis Report

March 17, 2020

FOR: Attn: Lynn Willey
Tighe & Bond
213 Court St, Suite 1100
Middletown, CT 06457

Sample Information		Custody Information		Date	Time
Matrix:	AIR	Collected by:	LW	03/11/20	15:47
Location Code:	TIGHE-EVER	Received by:	B	03/12/20	19:18
Rush Request:	72 Hour	Analyzed by:	see "By" below		
P.O.#:	10948703				
Canister Id:	463				

Laboratory Data

SDG ID: GCF49360
Phoenix ID: CF49363

Project ID: EVERSOURCE ROCKVILLE MGP
Client ID: IA-06

Parameter	ppbv Result	ppbv RL	ug/m3 Result	ug/m3 RL	Date/Time	By	Dilution
Volatiles (TO15)							
1,1,1,2-Tetrachloroethane	ND	*0.500*	ND	*3.43*	03/12/20	KCA	1
1,1,1-Trichloroethane	ND	*0.500*	ND	*2.73*	03/12/20	KCA	1
1,1,2,2-Tetrachloroethane	ND	*0.500*	ND	*3.43*	03/12/20	KCA	1
1,1,2-Trichloroethane	ND	*0.500*	ND	*2.73*	03/12/20	KCA	1
1,1-Dichloroethane	ND	*0.500*	ND	*2.02*	03/12/20	KCA	1
1,1-Dichloroethene	ND	*0.500*	ND	*1.98*	03/12/20	KCA	1
1,2,4-Trichlorobenzene	ND	*0.500*	ND	*3.71*	03/12/20	KCA	1
1,2,4-Trimethylbenzene	ND	*0.500*	ND	*2.46*	03/12/20	KCA	1
1,2-Dibromoethane(EDB)	ND	*0.500*	ND	*3.84*	03/12/20	KCA	1
1,2-Dichlorobenzene	ND	*0.500*	ND	*3.00*	03/12/20	KCA	1
1,2-Dichloroethane	ND	*0.500*	ND	*2.02*	03/12/20	KCA	1
1,2-dichloropropane	ND	*0.500*	ND	*2.31*	03/12/20	KCA	1
1,2-Dichlorotetrafluoroethane	ND	*0.500*	ND	*3.49*	03/12/20	KCA	1
1,3,5-Trimethylbenzene	ND	*0.500*	ND	*2.46*	03/12/20	KCA	1
1,3-Butadiene	ND	*0.500*	ND	*1.11*	03/12/20	KCA	1
1,3-Dichlorobenzene	ND	*0.500*	ND	*3.00*	03/12/20	KCA	1
1,4-Dichlorobenzene	ND	*0.500*	ND	*3.00*	03/12/20	KCA	1
1,4-Dioxane	ND	*0.500*	ND	*1.80*	03/12/20	KCA	1
2-Hexanone(MBK)	ND	*0.500*	ND	*2.05*	03/12/20	KCA	1
4-Ethyltoluene	ND	*0.500*	ND	*2.46*	03/12/20	KCA	1
4-Isopropyltoluene	ND	*0.500*	ND	*2.74*	03/12/20	KCA	1
4-Methyl-2-pentanone(MIBK)	ND	*0.500*	ND	*2.05*	03/12/20	KCA	1
Acetone	2.98	*0.500*	7.07	*1.19*	03/12/20	KCA	1
Acrylonitrile	ND	*0.500*	ND	*1.08*	03/12/20	KCA	1
Benzene	ND	*0.500*	ND	*1.60*	03/12/20	KCA	1
Benzyl chloride	ND	*0.500*	ND	*2.59*	03/12/20	KCA	1

Ver 1

Project ID: EVERSOURCE ROCKVILLE MGP
Client ID: IA-06

Phoenix I.D.: CF49363

Parameter	ppbv Result	ppbv RL	ug/m3 Result	ug/m3 RL	Date/Time	By	Dilution
Bromodichloromethane	ND	*0.500*	ND	*3.35*	03/12/20	KCA	1
Bromoform	ND	*0.500*	ND	*5.17*	03/12/20	KCA	1
Bromomethane	ND	*0.500*	ND	*1.94*	03/12/20	KCA	1
Carbon Disulfide	ND	*0.500*	ND	*1.56*	03/12/20	KCA	1
Carbon Tetrachloride	ND	*0.500*	ND	*3.14*	03/12/20	KCA	1
Chlorobenzene	ND	*0.500*	ND	*2.30*	03/12/20	KCA	1
Chloroethane	ND	*0.500*	ND	*1.32*	03/12/20	KCA	1
Chloroform	ND	*0.500*	ND	*2.44*	03/12/20	KCA	1
Chloromethane	0.613	*0.500*	1.27	*1.03*	03/12/20	KCA	1
Cis-1,2-Dichloroethene	ND	*0.500*	ND	*1.98*	03/12/20	KCA	1
cis-1,3-Dichloropropene	ND	*0.500*	ND	*2.27*	03/12/20	KCA	1
Cyclohexane	ND	*0.500*	ND	*1.72*	03/12/20	KCA	1
Dibromochloromethane	ND	*0.500*	ND	*4.26*	03/12/20	KCA	1
Dichlorodifluoromethane	ND	*0.500*	ND	*2.47*	03/12/20	KCA	1
Ethanol	32.2	*0.500*	60.6	*0.94*	03/12/20	KCA	1
Ethyl acetate	ND	*0.500*	ND	*1.80*	03/12/20	KCA	1
Ethylbenzene	ND	*0.500*	ND	*2.17*	03/12/20	KCA	1
Heptane	ND	*0.500*	ND	*2.05*	03/12/20	KCA	1
Hexachlorobutadiene	ND	*0.500*	ND	*5.33*	03/12/20	KCA	1
Hexane	ND	*0.500*	ND	*1.76*	03/12/20	KCA	1
Isopropylalcohol	1.01	*0.500*	2.48	*1.23*	03/12/20	KCA	1
Isopropylbenzene	ND	*0.500*	ND	*2.46*	03/12/20	KCA	1
m,p-Xylene	ND	*1.00*	ND	*4.34*	03/12/20	KCA	1
Methyl Ethyl Ketone	ND	*0.500*	ND	*1.47*	03/12/20	KCA	1
Methyl tert-butyl ether(MTBE)	ND	*0.500*	ND	*1.80*	03/12/20	KCA	1
Methylene Chloride	ND	*0.500*	ND	*1.74*	03/12/20	KCA	1
n-Butylbenzene	ND	*0.500*	ND	*2.74*	03/12/20	KCA	1
o-Xylene	ND	*0.500*	ND	*2.17*	03/12/20	KCA	1
Propylene	ND	*0.500*	ND	*0.86*	03/12/20	KCA	1
sec-Butylbenzene	ND	*0.500*	ND	*2.74*	03/12/20	KCA	1
Styrene	ND	*0.500*	ND	*2.13*	03/12/20	KCA	1
Tetrachloroethene	ND	*0.200*	ND	*1.36*	03/12/20	KCA	1
Tetrahydrofuran	ND	*0.500*	ND	*1.47*	03/12/20	KCA	1
Toluene	ND	*0.500*	ND	*1.88*	03/12/20	KCA	1
Trans-1,2-Dichloroethene	ND	*0.500*	ND	*1.98*	03/12/20	KCA	1
trans-1,3-Dichloropropene	ND	*0.500*	ND	*2.27*	03/12/20	KCA	1
Trichloroethene	ND	*0.200*	ND	*1.07*	03/12/20	KCA	1
Trichlorofluoromethane	ND	*0.500*	ND	*2.81*	03/12/20	KCA	1
Trichlorotrifluoroethane	ND	*0.500*	ND	*3.83*	03/12/20	KCA	1
Vinyl Chloride	ND	*0.500*	ND	*1.28*	03/12/20	KCA	1
QA/QC Surrogates/Internals							
% Bromofluorobenzene	93	*%*	93	*%*	03/12/20	KCA	1
% IS-1,4-Difluorobenzene	93	*%*	93	*%*	03/12/20	KCA	1
% IS-Bromochloromethane	95	*%*	95	*%*	03/12/20	KCA	1
% IS-Chlorobenzene-d5	95	*%*	95	*%*	03/12/20	KCA	1
APH Hydrocarbon Ranges (MA APH Rev1)							
C5-C8 Aliphatic Hydrocarbons 1,2	n.a.	*n.a.*	24	*11*	03/14/20	KCA	1
C9-C10 Aromatic Hydrocarbons	n.a.	*n.a.*	ND	*10*	03/14/20	KCA	1
C9-C12 Aliphatic Hydrocarbons 1,3	n.a.	*n.a.*	ND	*18*	03/14/20	KCA	1

Ver 1

Project ID: EVERSOURCE ROCKVILLE MGP
Client ID: IA-06

Phoenix I.D.: CF49363

Parameter	ppbv Result	ppbv RL	ug/m3 Result	ug/m3 RL	Date/Time	By	Dilution
Target APH Analytes							
1,3-Butadiene	ND	*0.500*	ND	*1.11*	03/14/20	KCA	1
Benzene	ND	*0.200*	ND	*0.64*	03/14/20	KCA	1
Ethylbenzene	ND	*0.500*	ND	*2.17*	03/14/20	KCA	1
m,p-Xylene	ND	*1.00*	ND	*4.34*	03/14/20	KCA	1
Methyl tert-butyl ether(MTBE)	ND	*0.500*	ND	*1.80*	03/14/20	KCA	1
Naphthalene	ND	*0.100*	ND	*0.52*	03/14/20	KCA	1
o-Xylene	ND	*0.500*	ND	*2.17*	03/14/20	KCA	1
Toluene	ND	*0.500*	ND	*1.88*	03/14/20	KCA	1
QA/QC Surrogates/Internals							
% Bromofluorobenzene	90	*%*	90	*%*	03/14/20	KCA	1
% IS-1,4-Difluorobenzene	94	*%*	94	*%*	03/14/20	KCA	1
% IS-Bromochloromethane	99	*%*	99	*%*	03/14/20	KCA	1
% IS-Chlorobenzene-d5	97	*%*	97	*%*	03/14/20	KCA	1

RL/PQL=Reporting/Practical Quantitation Level ND=Not Detected BRL=Below Reporting Level
QA/QC Surrogates: Surrogates are compounds (preceeded with a %) added by the lab to determine analysis efficiency. Surrogate results(%) listed in the report are not "detected" compounds.

Comments:

APH:
*1 Hydrocarbon range data exclude any internals/standards eluting in that range.
*2 C5-C8 Aliphatics exclude the conc. of Target Analytes.
*3 C9-C12 Aliphatics exclude the conc. of Target Analytes and C9-C10 Aromatics.

The canister was received under no vacuum, therefore sample results may not be representative.

If you are the client above and have any questions concerning this testing, please do not hesitate to contact Phoenix Client Services at ext.200.
The contents of this report cannot be discussed with anyone other than the client listed above without their written consent.

Phyllis Shiller, Laboratory Director
March 17, 2020
Reviewed and Released by: Greg Lawrence, Assistant Lab Director

Environmental Laboratories, Inc.
587 East Middle Turnpike, P.O.Box 370, Manchester, CT 06045
Tel. (860) 645-1102 Fax (860) 645-0823

Analysis Report

March 17, 2020

FOR: Attn: Lynn Willey
Tighe & Bond
213 Court St, Suite 1100
Middletown, CT 06457

Sample Information		Custody Information		Date	Time
Matrix:	AIR	Collected by:	LW	03/11/20	14:26
Location Code:	TIGHE-EVER	Received by:	B	03/12/20	19:18
Rush Request:	72 Hour	Analyzed by:	see "By" below		
P.O.#:	10948703				
Canister Id:	28623				

Laboratory Data

SDG ID: GCF49360
Phoenix ID: CF49364

Project ID: EVERSOURCE ROCKVILLE MGP
Client ID: IA-01

Parameter	ppbv Result	ppbv RL	ug/m3 Result	ug/m3 RL	Date/Time	By	Dilution
Volatiles (TO15)							
1,1,1,2-Tetrachloroethane	ND	*0.500*	ND	*3.43*	03/12/20	KCA	1
1,1,1-Trichloroethane	ND	*0.500*	ND	*2.73*	03/12/20	KCA	1
1,1,2,2-Tetrachloroethane	ND	*0.500*	ND	*3.43*	03/12/20	KCA	1
1,1,2-Trichloroethane	ND	*0.500*	ND	*2.73*	03/12/20	KCA	1
1,1-Dichloroethane	ND	*0.500*	ND	*2.02*	03/12/20	KCA	1
1,1-Dichloroethene	ND	*0.500*	ND	*1.98*	03/12/20	KCA	1
1,2,4-Trichlorobenzene	ND	*0.500*	ND	*3.71*	03/12/20	KCA	1
1,2,4-Trimethylbenzene	ND	*0.500*	ND	*2.46*	03/12/20	KCA	1
1,2-Dibromoethane(EDB)	ND	*0.500*	ND	*3.84*	03/12/20	KCA	1
1,2-Dichlorobenzene	ND	*0.500*	ND	*3.00*	03/12/20	KCA	1
1,2-Dichloroethane	ND	*0.500*	ND	*2.02*	03/12/20	KCA	1
1,2-dichloropropane	ND	*0.500*	ND	*2.31*	03/12/20	KCA	1
1,2-Dichlorotetrafluoroethane	ND	*0.500*	ND	*3.49*	03/12/20	KCA	1
1,3,5-Trimethylbenzene	ND	*0.500*	ND	*2.46*	03/12/20	KCA	1
1,3-Butadiene	ND	*0.500*	ND	*1.11*	03/12/20	KCA	1
1,3-Dichlorobenzene	ND	*0.500*	ND	*3.00*	03/12/20	KCA	1
1,4-Dichlorobenzene	ND	*0.500*	ND	*3.00*	03/12/20	KCA	1
1,4-Dioxane	ND	*0.500*	ND	*1.80*	03/12/20	KCA	1
2-Hexanone(MBK)	ND	*0.500*	ND	*2.05*	03/12/20	KCA	1
4-Ethyltoluene	ND	*0.500*	ND	*2.46*	03/12/20	KCA	1
4-Isopropyltoluene	ND	*0.500*	ND	*2.74*	03/12/20	KCA	1
4-Methyl-2-pentanone(MIBK)	ND	*0.500*	ND	*2.05*	03/12/20	KCA	1
Acetone	2.32	*0.500*	5.51	*1.19*	03/12/20	KCA	1
Acrylonitrile	ND	*0.500*	ND	*1.08*	03/12/20	KCA	1
Benzene	ND	*0.500*	ND	*1.60*	03/12/20	KCA	1
Benzyl chloride	ND	*0.500*	ND	*2.59*	03/12/20	KCA	1

Ver 1

Project ID: EVERSOURCE ROCKVILLE MGP
Client ID: IA-01

Phoenix I.D.: CF49364

Parameter	ppbv Result	ppbv RL	ug/m3 Result	ug/m3 RL	Date/Time	By	Dilution
Bromodichloromethane	ND	*0.500*	ND	*3.35*	03/12/20	KCA	1
Bromoform	ND	*0.500*	ND	*5.17*	03/12/20	KCA	1
Bromomethane	ND	*0.500*	ND	*1.94*	03/12/20	KCA	1
Carbon Disulfide	ND	*0.500*	ND	*1.56*	03/12/20	KCA	1
Carbon Tetrachloride	ND	*0.500*	ND	*3.14*	03/12/20	KCA	1
Chlorobenzene	ND	*0.500*	ND	*2.30*	03/12/20	KCA	1
Chloroethane	ND	*0.500*	ND	*1.32*	03/12/20	KCA	1
Chloroform	ND	*0.500*	ND	*2.44*	03/12/20	KCA	1
Chloromethane	0.531	*0.500*	1.10	*1.03*	03/12/20	KCA	1
Cis-1,2-Dichloroethene	ND	*0.500*	ND	*1.98*	03/12/20	KCA	1
cis-1,3-Dichloropropene	ND	*0.500*	ND	*2.27*	03/12/20	KCA	1
Cyclohexane	ND	*0.500*	ND	*1.72*	03/12/20	KCA	1
Dibromochloromethane	ND	*0.500*	ND	*4.26*	03/12/20	KCA	1
Dichlorodifluoromethane	ND	*0.500*	ND	*2.47*	03/12/20	KCA	1
Ethanol	19.7	*0.500*	37.1	*0.94*	03/12/20	KCA	1
Ethyl acetate	ND	*0.500*	ND	*1.80*	03/12/20	KCA	1
Ethylbenzene	ND	*0.500*	ND	*2.17*	03/12/20	KCA	1
Heptane	ND	*0.500*	ND	*2.05*	03/12/20	KCA	1
Hexachlorobutadiene	ND	*0.500*	ND	*5.33*	03/12/20	KCA	1
Hexane	ND	*0.500*	ND	*1.76*	03/12/20	KCA	1
Isopropylalcohol	1.25	*0.500*	3.07	*1.23*	03/12/20	KCA	1
Isopropylbenzene	ND	*0.500*	ND	*2.46*	03/12/20	KCA	1
m,p-Xylene	ND	*1.00*	ND	*4.34*	03/12/20	KCA	1
Methyl Ethyl Ketone	ND	*0.500*	ND	*1.47*	03/12/20	KCA	1
Methyl tert-butyl ether(MTBE)	ND	*0.500*	ND	*1.80*	03/12/20	KCA	1
Methylene Chloride	0.613	*0.500*	2.13	*1.74*	03/12/20	KCA	1
n-Butylbenzene	ND	*0.500*	ND	*2.74*	03/12/20	KCA	1
o-Xylene	ND	*0.500*	ND	*2.17*	03/12/20	KCA	1
Propylene	ND	*0.500*	ND	*0.86*	03/12/20	KCA	1
sec-Butylbenzene	ND	*0.500*	ND	*2.74*	03/12/20	KCA	1
Styrene	ND	*0.500*	ND	*2.13*	03/12/20	KCA	1
Tetrachloroethene	ND	*0.200*	ND	*1.36*	03/12/20	KCA	1
Tetrahydrofuran	ND	*0.500*	ND	*1.47*	03/12/20	KCA	1
Toluene	ND	*0.500*	ND	*1.88*	03/12/20	KCA	1
Trans-1,2-Dichloroethene	ND	*0.500*	ND	*1.98*	03/12/20	KCA	1
trans-1,3-Dichloropropene	ND	*0.500*	ND	*2.27*	03/12/20	KCA	1
Trichloroethene	ND	*0.200*	ND	*1.07*	03/12/20	KCA	1
Trichlorofluoromethane	ND	*0.500*	ND	*2.81*	03/12/20	KCA	1
Trichlorotrifluoroethane	ND	*0.500*	ND	*3.83*	03/12/20	KCA	1
Vinyl Chloride	ND	*0.500*	ND	*1.28*	03/12/20	KCA	1
QA/QC Surrogates/Internals							
% Bromofluorobenzene	93	*%*	93	*%*	03/12/20	KCA	1
% IS-1,4-Difluorobenzene	91	*%*	91	*%*	03/12/20	KCA	1
% IS-Bromochloromethane	96	*%*	96	*%*	03/12/20	KCA	1
% IS-Chlorobenzene-d5	92	*%*	92	*%*	03/12/20	KCA	1
APH Hydrocarbon Ranges (MA APH Rev1)							
C5-C8 Aliphatic Hydrocarbons 1,2	n.a.	*n.a.*	26	*11*	03/14/20	KCA	1
C9-C10 Aromatic Hydrocarbons	n.a.	*n.a.*	ND	*10*	03/14/20	KCA	1
C9-C12 Aliphatic Hydrocarbons 1,3	n.a.	*n.a.*	ND	*18*	03/14/20	KCA	1

Ver 1

Project ID: EVERSOURCE ROCKVILLE MGP
Client ID: IA-01

Phoenix I.D.: CF49364

Parameter	ppbv Result	ppbv RL	ug/m3 Result	ug/m3 RL	Date/Time	By	Dilution
Target APH Analytes							
1,3-Butadiene	ND	*0.500*	ND	*1.11*	03/14/20	KCA	1
Benzene	ND	*0.200*	ND	*0.64*	03/14/20	KCA	1
Ethylbenzene	ND	*0.500*	ND	*2.17*	03/14/20	KCA	1
m,p-Xylene	ND	*1.00*	ND	*4.34*	03/14/20	KCA	1
Methyl tert-butyl ether(MTBE)	ND	*0.500*	ND	*1.80*	03/14/20	KCA	1
Naphthalene	ND	*0.100*	ND	*0.52*	03/14/20	KCA	1
o-Xylene	ND	*0.500*	ND	*2.17*	03/14/20	KCA	1
Toluene	ND	*0.500*	ND	*1.88*	03/14/20	KCA	1
QA/QC Surrogates/Internals							
% Bromofluorobenzene	91	*%*	91	*%*	03/14/20	KCA	1
% IS-1,4-Difluorobenzene	92	*%*	92	*%*	03/14/20	KCA	1
% IS-Bromochloromethane	96	*%*	96	*%*	03/14/20	KCA	1
% IS-Chlorobenzene-d5	95	*%*	95	*%*	03/14/20	KCA	1

RL/PQL=Reporting/Practical Quantitation Level ND=Not Detected BRL=Below Reporting Level
QA/QC Surrogates: Surrogates are compounds (preceeded with a %) added by the lab to determine analysis efficiency. Surrogate results(%) listed in the report are not "detected" compounds.

Comments:

APH:
*1 Hydrocarbon range data exclude any internals/standards eluting in that range.
*2 C5-C8 Aliphatics exclude the conc. of Target Analytes.
*3 C9-C12 Aliphatics exclude the conc. of Target Analytes and C9-C10 Aromatics.

If you are the client above and have any questions concerning this testing, please do not hesitate to contact Phoenix Client Services at ext.200.
The contents of this report cannot be discussed with anyone other than the client listed above without their written consent.

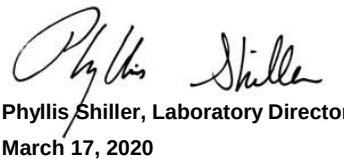

Phyllis Shiller, Laboratory Director
March 17, 2020
Reviewed and Released by: Greg Lawrence, Assistant Lab Director

Environmental Laboratories, Inc.
587 East Middle Turnpike, P.O.Box 370, Manchester, CT 06045
Tel. (860) 645-1102 Fax (860) 645-0823

Analysis Report

March 17, 2020

FOR: Attn: Lynn Willey
Tighe & Bond
213 Court St, Suite 1100
Middletown, CT 06457

Sample Information		Custody Information		Date	Time
Matrix:	AIR	Collected by:	LW	03/11/20	14:10
Location Code:	TIGHE-EVER	Received by:	B	03/12/20	19:18
Rush Request:	72 Hour	Analyzed by:	see "By" below		
P.O.#:	10948703				
Canister Id:	368				

Laboratory Data

SDG ID: GCF49360
Phoenix ID: CF49365

Project ID: EVERSOURCE ROCKVILLE MGP
Client ID: SV-02A

Parameter	ppbv Result	ppbv RL	ug/m3 Result	ug/m3 RL	Date/Time	By	Dilution
Helium (% volume/volume)	ND	*10*	ND		03/17/20	KCA	1
Volatiles (TO15)							
1,1,1,2-Tetrachloroethane	ND	*0.500*	ND	*3.43*	03/13/20	KCA	1
1,1,1-Trichloroethane	ND	*0.500*	ND	*2.73*	03/13/20	KCA	1
1,1,2,2-Tetrachloroethane	ND	*0.500*	ND	*3.43*	03/13/20	KCA	1
1,1,2-Trichloroethane	ND	*0.500*	ND	*2.73*	03/13/20	KCA	1
1,1-Dichloroethane	ND	*0.500*	ND	*2.02*	03/13/20	KCA	1
1,1-Dichloroethene	ND	*0.500*	ND	*1.98*	03/13/20	KCA	1
1,2,4-Trichlorobenzene	ND	*0.500*	ND	*3.71*	03/13/20	KCA	1
1,2,4-Trimethylbenzene	ND	*0.500*	ND	*2.46*	03/13/20	KCA	1
1,2-Dibromoethane(EDB)	ND	*0.500*	ND	*3.84*	03/13/20	KCA	1
1,2-Dichlorobenzene	ND	*0.500*	ND	*3.00*	03/13/20	KCA	1
1,2-Dichloroethane	ND	*0.500*	ND	*2.02*	03/13/20	KCA	1
1,2-dichloropropane	ND	*0.500*	ND	*2.31*	03/13/20	KCA	1
1,2-Dichlorotetrafluoroethane	ND	*0.500*	ND	*3.49*	03/13/20	KCA	1
1,3,5-Trimethylbenzene	ND	*0.500*	ND	*2.46*	03/13/20	KCA	1
1,3-Butadiene	ND	*0.500*	ND	*1.11*	03/13/20	KCA	1
1,3-Dichlorobenzene	ND	*0.500*	ND	*3.00*	03/13/20	KCA	1
1,4-Dichlorobenzene	ND	*0.500*	ND	*3.00*	03/13/20	KCA	1
1,4-Dioxane	ND	*0.500*	ND	*1.80*	03/13/20	KCA	1
2-Hexanone(MBK)	ND	*0.500*	ND	*2.05*	03/13/20	KCA	1
4-Ethyltoluene	ND	*0.500*	ND	*2.46*	03/13/20	KCA	1
4-Isopropyltoluene	ND	*0.500*	ND	*2.74*	03/13/20	KCA	1
4-Methyl-2-pentanone(MIBK)	ND	*0.500*	ND	*2.05*	03/13/20	KCA	1
Acetone	11.5	*0.500*	27.3	*1.19*	03/13/20	KCA	1
Acrylonitrile	ND	*0.500*	ND	*1.08*	03/13/20	KCA	1
Benzene	ND	*0.500*	ND	*1.60*	03/13/20	KCA	1

Ver 1

Project ID: EVERSOURCE ROCKVILLE MGP
Client ID: SV-02A

Phoenix I.D.: CF49365

Parameter	ppbv Result		ppbv RL	ug/m3 Result	ug/m3 RL	Date/Time	By	Dilution
Benzyl chloride	ND		*0.500*	ND	*2.59*	03/13/20	KCA	1
Bromodichloromethane	ND		*0.500*	ND	*3.35*	03/13/20	KCA	1
Bromoform	ND		*0.500*	ND	*5.17*	03/13/20	KCA	1
Bromomethane	ND		*0.500*	ND	*1.94*	03/13/20	KCA	1
Carbon Disulfide	ND		*0.500*	ND	*1.56*	03/13/20	KCA	1
Carbon Tetrachloride	ND		*0.500*	ND	*3.14*	03/13/20	KCA	1
Chlorobenzene	ND		*0.500*	ND	*2.30*	03/13/20	KCA	1
Chloroethane	ND		*0.500*	ND	*1.32*	03/13/20	KCA	1
Chloroform	1.16		*0.500*	5.66	*2.44*	03/13/20	KCA	1
Chloromethane	ND		*0.500*	ND	*1.03*	03/13/20	KCA	1
Cis-1,2-Dichloroethene	ND		*0.500*	ND	*1.98*	03/13/20	KCA	1
cis-1,3-Dichloropropene	ND		*0.500*	ND	*2.27*	03/13/20	KCA	1
Cyclohexane	ND		*0.500*	ND	*1.72*	03/13/20	KCA	1
Dibromochloromethane	ND		*0.500*	ND	*4.26*	03/13/20	KCA	1
Dichlorodifluoromethane	ND		*0.500*	ND	*2.47*	03/13/20	KCA	1
Ethanol	319	E	*0.500*	601	*0.94*	03/13/20	KCA	1
Ethyl acetate	ND		*0.500*	ND	*1.80*	03/13/20	KCA	1
Ethylbenzene	ND		*0.500*	ND	*2.17*	03/13/20	KCA	1
Heptane	0.607		*0.500*	2.49	*2.05*	03/13/20	KCA	1
Hexachlorobutadiene	ND		*0.500*	ND	*5.33*	03/13/20	KCA	1
Hexane	5.37		*0.500*	18.9	*1.76*	03/13/20	KCA	1
Isopropylalcohol	12.8		*0.500*	31.4	*1.23*	03/13/20	KCA	1
Isopropylbenzene	ND		*0.500*	ND	*2.46*	03/13/20	KCA	1
m,p-Xylene	1.00		*1.00*	4.34	*4.34*	03/13/20	KCA	1
Methyl Ethyl Ketone	1.71		*0.500*	5.04	*1.47*	03/13/20	KCA	1
Methyl tert-butyl ether(MTBE)	ND		*0.500*	ND	*1.80*	03/13/20	KCA	1
Methylene Chloride	0.889		*0.500*	3.09	*1.74*	03/13/20	KCA	1
n-Butylbenzene	ND		*0.500*	ND	*2.74*	03/13/20	KCA	1
o-Xylene	ND		*0.500*	ND	*2.17*	03/13/20	KCA	1
Propylene	ND		*0.500*	ND	*0.86*	03/13/20	KCA	1
sec-Butylbenzene	ND		*0.500*	ND	*2.74*	03/13/20	KCA	1
Styrene	ND		*0.500*	ND	*2.13*	03/13/20	KCA	1
Tetrachloroethene	ND		*0.200*	ND	*1.36*	03/13/20	KCA	1
Tetrahydrofuran	ND		*0.500*	ND	*1.47*	03/13/20	KCA	1
Toluene	2.83		*0.500*	10.7	*1.88*	03/13/20	KCA	1
Trans-1,2-Dichloroethene	ND		*0.500*	ND	*1.98*	03/13/20	KCA	1
trans-1,3-Dichloropropene	ND		*0.500*	ND	*2.27*	03/13/20	KCA	1
Trichloroethene	ND		*0.200*	ND	*1.07*	03/13/20	KCA	1
Trichlorofluoromethane	0.890		*0.500*	5.00	*2.81*	03/13/20	KCA	1
Trichlorotrifluoroethane	ND		*0.500*	ND	*3.83*	03/13/20	KCA	1
Vinyl Chloride	ND		*0.500*	ND	*1.28*	03/13/20	KCA	1
QA/QC Surrogates/Internals								
% Bromofluorobenzene	100		*%*	100	*%*	03/13/20	KCA	1
% IS-1,4-Difluorobenzene	102		*%*	102	*%*	03/13/20	KCA	1
% IS-Bromochloromethane	96		*%*	96	*%*	03/13/20	KCA	1
% IS-Chlorobenzene-d5	111		*%*	111	*%*	03/13/20	KCA	1

APH Hydrocarbon Ranges (MA APH Rev1)

C5-C8 Aliphatic Hydrocarbons 1,2	n.a.		*n.a.*	1000	*11*	03/14/20	KCA	1
C9-C10 Aromatic Hydrocarbons	n.a.		*n.a.*	53	*10*	03/14/20	KCA	1

Ver 1

Project ID: EVERSOURCE ROCKVILLE MGP
Client ID: SV-02A

Phoenix I.D.: CF49365

Parameter	ppbv Result	ppbv RL	ug/m3 Result	ug/m3 RL	Date/Time	By	Dilution
C9-C12 Aliphatic Hydrocarbons 1,3	n.a.	*n.a.*	1300	*18*	03/14/20	KCA	1
Target APH Analytes							
1,3-Butadiene	ND	*0.500*	ND	*1.11*	03/14/20	KCA	1
Benzene	ND	*0.200*	ND	*0.64*	03/14/20	KCA	1
Ethylbenzene	ND	*0.500*	ND	*2.17*	03/14/20	KCA	1
m,p-Xylene	ND	*1.00*	ND	*4.34*	03/14/20	KCA	1
Methyl tert-butyl ether(MTBE)	ND	*0.500*	ND	*1.80*	03/14/20	KCA	1
Naphthalene	0.123	*0.100*	0.64	*0.52*	03/14/20	KCA	1
o-Xylene	ND	*0.500*	ND	*2.17*	03/14/20	KCA	1
Toluene	2.42	*0.500*	9.11	*1.88*	03/14/20	KCA	1
QA/QC Surrogates/Internals							
% Bromofluorobenzene	91	*%*	91	*%*	03/14/20	KCA	1
% IS-1,4-Difluorobenzene	101	*%*	101	*%*	03/14/20	KCA	1
% IS-Bromochloromethane	108	*%*	108	*%*	03/14/20	KCA	1
% IS-Chlorobenzene-d5	117	*%*	117	*%*	03/14/20	KCA	1

RL/PQL=Reporting/Practical Quantitation Level ND=Not Detected BRL=Below Reporting Level
QA/QC Surrogates: Surrogates are compounds (preceeded with a %) added by the lab to determine analysis efficiency. Surrogate results(%) listed in the report are not "detected" compounds.

Comments:

APH:
*1 Hydrocarbon range data exclude any internals/standards eluting in that range.
*2 C5-C8 Aliphatics exclude the conc. of Target Analytes.
*3 C9-C12 Aliphatics exclude the conc. of Target Analytes and C9-C10 Aromatics.

Helium is reported in units of percent (%)

If you are the client above and have any questions concerning this testing, please do not hesitate to contact Phoenix Client Services at ext.200.
The contents of this report cannot be discussed with anyone other than the client listed above without their written consent.

Phyllis Shiller, Laboratory Director
March 17, 2020
Reviewed and Released by: Greg Lawrence, Assistant Lab Director

Environmental Laboratories, Inc.
587 East Middle Turnpike, P.O.Box 370, Manchester, CT 06045
Tel. (860) 645-1102 Fax (860) 645-0823

Analysis Report

March 17, 2020

FOR: Attn: Lynn Willey
Tighe & Bond
213 Court St, Suite 1100
Middletown, CT 06457

Sample Information		Custody Information		Date	Time
Matrix:	AIR	Collected by:	LW	03/11/20	15:00
Location Code:	TIGHE-EVER	Received by:	B	03/12/20	19:18
Rush Request:	72 Hour	Analyzed by:	see "By" below		
P.O.#:	10948703				
Canister Id:	9536				

Laboratory Data

SDG ID: GCF49360
Phoenix ID: CF49366

Project ID: EVERSOURCE ROCKVILLE MGP
Client ID: SV-02

Parameter	ppbv Result	ppbv RL	ug/m3 Result	ug/m3 RL	Date/Time	By	Dilution
Helium (% volume/volume)	ND	*10*	ND		03/17/20	KCA	1
Volatiles (TO15)							
1,1,1,2-Tetrachloroethane	ND	*0.500*	ND	*3.43*	03/13/20	KCA	1
1,1,1-Trichloroethane	ND	*0.500*	ND	*2.73*	03/13/20	KCA	1
1,1,2,2-Tetrachloroethane	ND	*0.500*	ND	*3.43*	03/13/20	KCA	1
1,1,2-Trichloroethane	ND	*0.500*	ND	*2.73*	03/13/20	KCA	1
1,1-Dichloroethane	ND	*0.500*	ND	*2.02*	03/13/20	KCA	1
1,1-Dichloroethene	ND	*0.500*	ND	*1.98*	03/13/20	KCA	1
1,2,4-Trichlorobenzene	ND	*0.500*	ND	*3.71*	03/13/20	KCA	1
1,2,4-Trimethylbenzene	ND	*0.500*	ND	*2.46*	03/13/20	KCA	1
1,2-Dibromoethane(EDB)	ND	*0.500*	ND	*3.84*	03/13/20	KCA	1
1,2-Dichlorobenzene	ND	*0.500*	ND	*3.00*	03/13/20	KCA	1
1,2-Dichloroethane	ND	*0.500*	ND	*2.02*	03/13/20	KCA	1
1,2-dichloropropane	ND	*0.500*	ND	*2.31*	03/13/20	KCA	1
1,2-Dichlorotetrafluoroethane	ND	*0.500*	ND	*3.49*	03/13/20	KCA	1
1,3,5-Trimethylbenzene	ND	*0.500*	ND	*2.46*	03/13/20	KCA	1
1,3-Butadiene	ND	*0.500*	ND	*1.11*	03/13/20	KCA	1
1,3-Dichlorobenzene	ND	*0.500*	ND	*3.00*	03/13/20	KCA	1
1,4-Dichlorobenzene	ND	*0.500*	ND	*3.00*	03/13/20	KCA	1
1,4-Dioxane	ND	*0.500*	ND	*1.80*	03/13/20	KCA	1
2-Hexanone(MBK)	ND	*0.500*	ND	*2.05*	03/13/20	KCA	1
4-Ethyltoluene	ND	*0.500*	ND	*2.46*	03/13/20	KCA	1
4-Isopropyltoluene	ND	*0.500*	ND	*2.74*	03/13/20	KCA	1
4-Methyl-2-pentanone(MIBK)	ND	*0.500*	ND	*2.05*	03/13/20	KCA	1
Acetone	10.1	*0.500*	24.0	*1.19*	03/13/20	KCA	1
Acrylonitrile	ND	*0.500*	ND	*1.08*	03/13/20	KCA	1
Benzene	ND	*0.500*	ND	*1.60*	03/13/20	KCA	1

Ver 1

Project ID: EVERSOURCE ROCKVILLE MGP
Client ID: SV-02

Phoenix I.D.: CF49366

Parameter	ppbv Result		ppbv RL	ug/m3 Result	ug/m3 RL	Date/Time	By	Dilution
Benzyl chloride	ND		*0.500*	ND	*2.59*	03/13/20	KCA	1
Bromodichloromethane	ND		*0.500*	ND	*3.35*	03/13/20	KCA	1
Bromoform	ND		*0.500*	ND	*5.17*	03/13/20	KCA	1
Bromomethane	ND		*0.500*	ND	*1.94*	03/13/20	KCA	1
Carbon Disulfide	ND		*0.500*	ND	*1.56*	03/13/20	KCA	1
Carbon Tetrachloride	ND		*0.500*	ND	*3.14*	03/13/20	KCA	1
Chlorobenzene	ND		*0.500*	ND	*2.30*	03/13/20	KCA	1
Chloroethane	ND		*0.500*	ND	*1.32*	03/13/20	KCA	1
Chloroform	1.13		*0.500*	5.51	*2.44*	03/13/20	KCA	1
Chloromethane	ND		*0.500*	ND	*1.03*	03/13/20	KCA	1
Cis-1,2-Dichloroethene	ND		*0.500*	ND	*1.98*	03/13/20	KCA	1
cis-1,3-Dichloropropene	ND		*0.500*	ND	*2.27*	03/13/20	KCA	1
Cyclohexane	ND		*0.500*	ND	*1.72*	03/13/20	KCA	1
Dibromochloromethane	ND		*0.500*	ND	*4.26*	03/13/20	KCA	1
Dichlorodifluoromethane	ND		*0.500*	ND	*2.47*	03/13/20	KCA	1
Ethanol	287	E	*0.500*	540	*0.94*	03/13/20	KCA	1
Ethyl acetate	ND		*0.500*	ND	*1.80*	03/13/20	KCA	1
Ethylbenzene	ND		*0.500*	ND	*2.17*	03/13/20	KCA	1
Heptane	0.591		*0.500*	2.42	*2.05*	03/13/20	KCA	1
Hexachlorobutadiene	ND		*0.500*	ND	*5.33*	03/13/20	KCA	1
Hexane	5.38		*0.500*	19.0	*1.76*	03/13/20	KCA	1
Isopropylalcohol	11.5		*0.500*	28.3	*1.23*	03/13/20	KCA	1
Isopropylbenzene	ND		*0.500*	ND	*2.46*	03/13/20	KCA	1
m,p-Xylene	1.02		*1.00*	4.43	*4.34*	03/13/20	KCA	1
Methyl Ethyl Ketone	1.53		*0.500*	4.51	*1.47*	03/13/20	KCA	1
Methyl tert-butyl ether(MTBE)	ND		*0.500*	ND	*1.80*	03/13/20	KCA	1
Methylene Chloride	0.916		*0.500*	3.18	*1.74*	03/13/20	KCA	1
n-Butylbenzene	ND		*0.500*	ND	*2.74*	03/13/20	KCA	1
o-Xylene	ND		*0.500*	ND	*2.17*	03/13/20	KCA	1
Propylene	ND		*0.500*	ND	*0.86*	03/13/20	KCA	1
sec-Butylbenzene	ND		*0.500*	ND	*2.74*	03/13/20	KCA	1
Styrene	ND		*0.500*	ND	*2.13*	03/13/20	KCA	1
Tetrachloroethene	ND		*0.200*	ND	*1.36*	03/13/20	KCA	1
Tetrahydrofuran	ND		*0.500*	ND	*1.47*	03/13/20	KCA	1
Toluene	2.76		*0.500*	10.4	*1.88*	03/13/20	KCA	1
Trans-1,2-Dichloroethene	ND		*0.500*	ND	*1.98*	03/13/20	KCA	1
trans-1,3-Dichloropropene	ND		*0.500*	ND	*2.27*	03/13/20	KCA	1
Trichloroethene	ND		*0.200*	ND	*1.07*	03/13/20	KCA	1
Trichlorofluoromethane	0.805		*0.500*	4.52	*2.81*	03/13/20	KCA	1
Trichlorotrifluoroethane	ND		*0.500*	ND	*3.83*	03/13/20	KCA	1
Vinyl Chloride	ND		*0.500*	ND	*1.28*	03/13/20	KCA	1
QA/QC Surrogates/Internals								
% Bromofluorobenzene	98		*%*	98	*%*	03/13/20	KCA	1
% IS-1,4-Difluorobenzene	115		*%*	115	*%*	03/13/20	KCA	1
% IS-Bromochloromethane	111		*%*	111	*%*	03/13/20	KCA	1
% IS-Chlorobenzene-d5	120		*%*	120	*%*	03/13/20	KCA	1
APH Hydrocarbon Ranges (MA APH Rev1)								
C5-C8 Aliphatic Hydrocarbons 1,2	n.a.		*n.a.*	1100	*11*	03/14/20	KCA	1
C9-C10 Aromatic Hydrocarbons	n.a.		*n.a.*	56	*10*	03/14/20	KCA	1

Ver 1

Project ID: EVERSOURCE ROCKVILLE MGP
Client ID: SV-02

Phoenix I.D.: CF49366

Parameter	ppbv Result	ppbv RL	ug/m3 Result	ug/m3 RL	Date/Time	By	Dilution
C9-C12 Aliphatic Hydrocarbons 1,3	n.a.	*n.a.*	1300	*18*	03/14/20	KCA	1
Target APH Analytes							
1,3-Butadiene	ND	*0.500*	ND	*1.11*	03/14/20	KCA	1
Benzene	ND	*0.200*	ND	*0.64*	03/14/20	KCA	1
Ethylbenzene	ND	*0.500*	ND	*2.17*	03/14/20	KCA	1
m,p-Xylene	ND	*1.00*	ND	*4.34*	03/14/20	KCA	1
Methyl tert-butyl ether(MTBE)	ND	*0.500*	ND	*1.80*	03/14/20	KCA	1
Naphthalene	0.116	*0.100*	0.61	*0.52*	03/14/20	KCA	1
o-Xylene	ND	*0.500*	ND	*2.17*	03/14/20	KCA	1
Toluene	2.65	*0.500*	10.0	*1.88*	03/14/20	KCA	1
QA/QC Surrogates/Internals							
% Bromofluorobenzene	91	*%*	91	*%*	03/14/20	KCA	1
% IS-1,4-Difluorobenzene	103	*%*	103	*%*	03/14/20	KCA	1
% IS-Bromochloromethane	110	*%*	110	*%*	03/14/20	KCA	1
% IS-Chlorobenzene-d5	118	*%*	118	*%*	03/14/20	KCA	1

RL/PQL=Reporting/Practical Quantitation Level ND=Not Detected BRL=Below Reporting Level
QA/QC Surrogates: Surrogates are compounds (preceeded with a %) added by the lab to determine analysis efficiency. Surrogate results(%) listed in the report are not "detected" compounds.

Comments:

APH:
*1 Hydrocarbon range data exclude any internals/standards eluting in that range.
*2 C5-C8 Aliphatics exclude the conc. of Target Analytes.
*3 C9-C12 Aliphatics exclude the conc. of Target Analytes and C9-C10 Aromatics.

Helium is reported in units of percent (%)

E = Estimated value quantitated above calibration range for this compound.

If you are the client above and have any questions concerning this testing, please do not hesitate to contact Phoenix Client Services at ext.200.
The contents of this report cannot be discussed with anyone other than the client listed above without their written consent.

Phyllis Shiller, Laboratory Director
March 17, 2020
Reviewed and Released by: Greg Lawrence, Assistant Lab Director

Environmental Laboratories, Inc.
587 East Middle Turnpike, P.O.Box 370, Manchester, CT 06045
Tel. (860) 645-1102 Fax (860) 645-0823

Analysis Report

March 17, 2020

FOR: Attn: Lynn Willey
Tighe & Bond
213 Court St, Suite 1100
Middletown, CT 06457

Sample Information		Custody Information		Date	Time
Matrix:	AIR	Collected by:	LW	03/11/20	15:40
Location Code:	TIGHE-EVER	Received by:	B	03/12/20	19:18
Rush Request:	72 Hour	Analyzed by:	see "By" below		
P.O.#:	10948703				
Canister Id:	461				

Laboratory Data

SDG ID: GCF49360
Phoenix ID: CF49367

Project ID: EVERSOURCE ROCKVILLE MGP
Client ID: SV-01

Parameter	ppbv Result	ppbv RL	ug/m3 Result	ug/m3 RL	Date/Time	By	Dilution
Helium (% volume/volume)	ND	*10*	ND		03/17/20	KCA	1
Volatiles (TO15)							
1,1,1,2-Tetrachloroethane	ND	*0.500*	ND	*3.43*	03/13/20	KCA	1
1,1,1-Trichloroethane	ND	*0.500*	ND	*2.73*	03/13/20	KCA	1
1,1,2,2-Tetrachloroethane	ND	*0.500*	ND	*3.43*	03/13/20	KCA	1
1,1,2-Trichloroethane	ND	*0.500*	ND	*2.73*	03/13/20	KCA	1
1,1-Dichloroethane	ND	*0.500*	ND	*2.02*	03/13/20	KCA	1
1,1-Dichloroethene	ND	*0.500*	ND	*1.98*	03/13/20	KCA	1
1,2,4-Trichlorobenzene	ND	*0.500*	ND	*3.71*	03/13/20	KCA	1
1,2,4-Trimethylbenzene	ND	*0.500*	ND	*2.46*	03/13/20	KCA	1
1,2-Dibromoethane(EDB)	ND	*0.500*	ND	*3.84*	03/13/20	KCA	1
1,2-Dichlorobenzene	ND	*0.500*	ND	*3.00*	03/13/20	KCA	1
1,2-Dichloroethane	ND	*0.500*	ND	*2.02*	03/13/20	KCA	1
1,2-dichloropropane	ND	*0.500*	ND	*2.31*	03/13/20	KCA	1
1,2-Dichlorotetrafluoroethane	ND	*0.500*	ND	*3.49*	03/13/20	KCA	1
1,3,5-Trimethylbenzene	ND	*0.500*	ND	*2.46*	03/13/20	KCA	1
1,3-Butadiene	ND	*0.500*	ND	*1.11*	03/13/20	KCA	1
1,3-Dichlorobenzene	ND	*0.500*	ND	*3.00*	03/13/20	KCA	1
1,4-Dichlorobenzene	ND	*0.500*	ND	*3.00*	03/13/20	KCA	1
1,4-Dioxane	ND	*0.500*	ND	*1.80*	03/13/20	KCA	1
2-Hexanone(MBK)	0.510	*0.500*	2.09	*2.05*	03/13/20	KCA	1
4-Ethyltoluene	ND	*0.500*	ND	*2.46*	03/13/20	KCA	1
4-Isopropyltoluene	ND	*0.500*	ND	*2.74*	03/13/20	KCA	1
4-Methyl-2-pentanone(MIBK)	ND	*0.500*	ND	*2.05*	03/13/20	KCA	1
Acetone	28.6	*0.500*	67.9	*1.19*	03/13/20	KCA	1
Acrylonitrile	ND	*0.500*	ND	*1.08*	03/13/20	KCA	1
Benzene	ND	*0.500*	ND	*1.60*	03/13/20	KCA	1

Project ID: EVERSOURCE ROCKVILLE MGP
Client ID: SV-01

Phoenix I.D.: CF49367

Parameter	ppbv Result	ppbv RL		ug/m3 Result	ug/m3 RL	Date/Time	By	Dilution
Benzyl chloride	ND	*0.500*		ND	*2.59*	03/13/20	KCA	1
Bromodichloromethane	ND	*0.500*		ND	*3.35*	03/13/20	KCA	1
Bromoform	ND	*0.500*		ND	*5.17*	03/13/20	KCA	1
Bromomethane	ND	*0.500*		ND	*1.94*	03/13/20	KCA	1
Carbon Disulfide	ND	*0.500*		ND	*1.56*	03/13/20	KCA	1
Carbon Tetrachloride	ND	*0.500*		ND	*3.14*	03/13/20	KCA	1
Chlorobenzene	ND	*0.500*		ND	*2.30*	03/13/20	KCA	1
Chloroethane	ND	*0.500*		ND	*1.32*	03/13/20	KCA	1
Chloroform	1.88	*0.500*		9.17	*2.44*	03/13/20	KCA	1
Chloromethane	ND	*0.500*		ND	*1.03*	03/13/20	KCA	1
Cis-1,2-Dichloroethene	ND	*0.500*		ND	*1.98*	03/13/20	KCA	1
cis-1,3-Dichloropropene	ND	*0.500*		ND	*2.27*	03/13/20	KCA	1
Cyclohexane	0.504	*0.500*		1.73	*1.72*	03/13/20	KCA	1
Dibromochloromethane	ND	*0.500*		ND	*4.26*	03/13/20	KCA	1
Dichlorodifluoromethane	ND	*0.500*		ND	*2.47*	03/13/20	KCA	1
Ethanol	691	E	*0.500*	1300	*0.94*	03/13/20	KCA	1
Ethyl acetate	ND	*0.500*		ND	*1.80*	03/13/20	KCA	1
Ethylbenzene	ND	*0.500*		ND	*2.17*	03/13/20	KCA	1
Heptane	0.790	*0.500*		3.24	*2.05*	03/13/20	KCA	1
Hexachlorobutadiene	ND	*0.500*		ND	*5.33*	03/13/20	KCA	1
Hexane	13.2	*0.500*		46.5	*1.76*	03/13/20	KCA	1
Isopropylalcohol	27.7	*0.500*		68.0	*1.23*	03/13/20	KCA	1
Isopropylbenzene	ND	*0.500*		ND	*2.46*	03/13/20	KCA	1
m,p-Xylene	ND	*1.00*		ND	*4.34*	03/13/20	KCA	1
Methyl Ethyl Ketone	3.31	*0.500*		9.8	*1.47*	03/13/20	KCA	1
Methyl tert-butyl ether(MTBE)	ND	*0.500*		ND	*1.80*	03/13/20	KCA	1
Methylene Chloride	2.24	*0.500*		7.78	*1.74*	03/13/20	KCA	1
n-Butylbenzene	ND	*0.500*		ND	*2.74*	03/13/20	KCA	1
o-Xylene	ND	*0.500*		ND	*2.17*	03/13/20	KCA	1
Propylene	ND	*0.500*		ND	*0.86*	03/13/20	KCA	1
sec-Butylbenzene	ND	*0.500*		ND	*2.74*	03/13/20	KCA	1
Styrene	ND	*0.500*		ND	*2.13*	03/13/20	KCA	1
Tetrachloroethene	ND	*0.200*		ND	*1.36*	03/13/20	KCA	1
Tetrahydrofuran	1.39	*0.500*		4.10	*1.47*	03/13/20	KCA	1
Toluene	5.00	*0.500*		18.8	*1.88*	03/13/20	KCA	1
Trans-1,2-Dichloroethene	ND	*0.500*		ND	*1.98*	03/13/20	KCA	1
trans-1,3-Dichloropropene	ND	*0.500*		ND	*2.27*	03/13/20	KCA	1
Trichloroethene	ND	*0.200*		ND	*1.07*	03/13/20	KCA	1
Trichlorofluoromethane	2.46	*0.500*		13.8	*2.81*	03/13/20	KCA	1
Trichlorotrifluoroethane	ND	*0.500*		ND	*3.83*	03/13/20	KCA	1
Vinyl Chloride	ND	*0.500*		ND	*1.28*	03/13/20	KCA	1
QA/QC Surrogates/Internals								
% Bromofluorobenzene	97	*%*		97	*%*	03/13/20	KCA	1
% IS-1,4-Difluorobenzene	120	*%*		120	*%*	03/13/20	KCA	1
% IS-Bromochloromethane	115	*%*		115	*%*	03/13/20	KCA	1
% IS-Chlorobenzene-d5	123	*%*		123	*%*	03/13/20	KCA	1
APH Hydrocarbon Ranges (MA APH Rev1)								
C5-C8 Aliphatic Hydrocarbons 1,2	n.a.	*n.a.*		1400	*11*	03/14/20	KCA	1
C9-C10 Aromatic Hydrocarbons	n.a.	*n.a.*		60	*10*	03/14/20	KCA	1

Ver 1

Project ID: EVERSOURCE ROCKVILLE MGP
Client ID: SV-01

Phoenix I.D.: CF49367

Parameter	ppbv Result	ppbv RL	ug/m3 Result	ug/m3 RL	Date/Time	By	Dilution
C9-C12 Aliphatic Hydrocarbons 1,3	n.a.	*n.a.*	1300	*18*	03/14/20	KCA	1
Target APH Analytes							
1,3-Butadiene	ND	*0.500*	ND	*1.11*	03/14/20	KCA	1
Benzene	0.222	*0.200*	0.71	*0.64*	03/14/20	KCA	1
Ethylbenzene	ND	*0.500*	ND	*2.17*	03/14/20	KCA	1
m,p-Xylene	ND	*1.00*	ND	*4.34*	03/14/20	KCA	1
Methyl tert-butyl ether(MTBE)	ND	*0.500*	ND	*1.80*	03/14/20	KCA	1
Naphthalene	0.122	*0.100*	0.64	*0.52*	03/14/20	KCA	1
o-Xylene	ND	*0.500*	ND	*2.17*	03/14/20	KCA	1
Toluene	5.02	*0.500*	18.9	*1.88*	03/14/20	KCA	1
QA/QC Surrogates/Internals							
% Bromofluorobenzene	89	*%*	89	*%*	03/14/20	KCA	1
% IS-1,4-Difluorobenzene	106	*%*	106	*%*	03/14/20	KCA	1
% IS-Bromochloromethane	113	*%*	113	*%*	03/14/20	KCA	1
% IS-Chlorobenzene-d5	126	*%*	126	*%*	03/14/20	KCA	1

RL/PQL=Reporting/Practical Quantitation Level ND=Not Detected BRL=Below Reporting Level
QA/QC Surrogates: Surrogates are compounds (preceeded with a %) added by the lab to determine analysis efficiency. Surrogate results(%) listed in the report are not "detected" compounds.

Comments:

APH:
*1 Hydrocarbon range data exclude any internals/standards eluting in that range.
*2 C5-C8 Aliphatics exclude the conc. of Target Analytes.
*3 C9-C12 Aliphatics exclude the conc. of Target Analytes and C9-C10 Aromatics.

Helium is reported in units of percent (%)

E = Estimated value quantitated above calibration range for this compound.

If you are the client above and have any questions concerning this testing, please do not hesitate to contact Phoenix Client Services at ext.200.
The contents of this report cannot be discussed with anyone other than the client listed above without their written consent.

Phyllis Shiller, Laboratory Director
March 17, 2020
Reviewed and Released by: Greg Lawrence, Assistant Lab Director

Environmental Laboratories, Inc.
587 East Middle Turnpike, P.O.Box 370, Manchester, CT 06045
Tel. (860) 645-1102 Fax (860) 645-0823

Canister Sampling Information

March 17, 2020

FOR: Attn: Lynn Willey
Tighe & Bond
213 Court St, Suite 1100
Middletown, CT 06457

Location Code: TIGHE-EVER

SDG I.D.: GCF49360

Project ID: EVERSOURCE ROCKVILLE MGP

						Laboratory					Field			
Client Id	Lab Id	Canister Id	Canister Type	Reg. Id	Chk Out Date	Out Hg	In Hg	Out Flow	In Flow	Flow RPD	Start Hg	End Hg	Sampling Start Date	Sampling End Date
IA-02A	CF49360	218	6.0L	3219	03/10/20	-30	-4	3.6	3.7	2.7	-30	-4	03/11/20 14:00	03/12/20 13:30
OA-01	CF49361	21333	6.0L	3964	03/10/20	-30	-2	3.6	4.0	10.5	-29	-2.75	03/11/20 12:18	03/12/20 10:00
IA-02	CF49362	17162	6.0L	7014	03/10/20	-30	-3	3.6	3.8	5.4	-29.5	-2	03/11/20 14:00	03/12/20 13:30
IA-06	CF49363	463	6.0L	5620	03/10/20	-30	0	3.6	3.7	2.7	-30	-2	03/11/20 15:50	03/12/20 15:47
IA-01	CF49364	28623	6.0L	6987	03/10/20	-30	-4	3.6	3.6	0.0	-30	-4.5	03/11/20 15:45	03/12/20 14:26
SV-02A	CF49365	368	6.0L	5521	03/10/20	-30	-1	7.2	7.7	6.7	-30	-2	03/11/20 15:00	03/12/20 14:10
SV-02	CF49366	9536	6.0L	5597	03/10/20	-30	-1	7.2	7.7	6.7	-30	-2	03/11/20 15:00	03/12/20 14:10
SV-01	CF49367	461	6.0L	5597	03/10/20	-30	-3	3.6	3.9	8.0	-30	-2	03/11/20 15:40	03/12/20 13:54

Environmental Laboratories, Inc.
587 East Middle Turnpike, P.O.Box 370, Manchester, CT 06045
Tel. (860) 645-1102 Fax (860) 645-0823

QA/QC Report

March 17, 2020

QA/QC Data

SDG I.D.: GCF49360

Parameter	Blk ppbv	Blk RL ppbv	Blk ug/m3	Blk RL ug/m3	LCS %	Sample Result ug/m3	Sample Dup ug/m3	Sample Result ppbv	Sample Dup ppbv	DUP RPD	% Rec Limits	% RPD Limits
QA/QC Batch 522520 (ppbv), QC Sample No: CF49362 (CF49360, CF49361, CF49362, CF49363, CF49364, CF49365, CF49366, CF49367)												
APH Hydrocarbon Ranges (MA APH Rev1)												
1,3-Butadiene	ND	0.500	ND	1.11	96	ND	ND	ND	ND	NC	70 - 130	20
Benzene	ND	0.200	ND	0.64	108	ND	ND	ND	ND	NC	70 - 130	20
Ethylbenzene	ND	0.500	ND	2.17	91	ND	ND	ND	ND	NC	70 - 130	20
m,p-Xylene	ND	1.00	ND	4.34	92	ND	ND	ND	ND	NC	70 - 130	20
Methyl tert-butyl ether(MTBE)	ND	0.500	ND	1.80	98	ND	ND	ND	ND	NC	70 - 130	20
Naphthalene	ND	0.100	ND	0.52	97	ND	ND	ND	ND	NC	70 - 130	20
o-Xylene	ND	0.500	ND	2.17	100	ND	ND	ND	ND	NC	70 - 130	20
Toluene	ND	0.500	ND	1.88	95	ND	ND	ND	ND	NC	70 - 130	20
C5-C8 Aliphatic Hydrocarbons 1,2			ND	11		25	25			NC	70 - 130	30
C9-C10 Aromatic Hydrocarbons			ND	10		ND	ND			NC	70 - 130	30
C9-C12 Aliphatic Hydrocarbons 1,3			ND	18		ND	ND			NC	70 - 130	30
% Bromofluorobenzene	90	%	90	%	101	92	91	92	91	NC	70 - 130	20
% IS-1,4-Difluorobenzene	97	%	97	%	104	94	93	94	93	NC	60 - 140	25
% IS-Bromochloromethane	99	%	99	%	104	98	98	98	98	NC	60 - 140	25
% IS-Chlorobenzene-d5	97	%	97	%	106	96	96	96	96	NC	60 - 140	25
QA/QC Batch 522280 (ppbv), QC Sample No: CF48105 (CF49360, CF49361, CF49362, CF49363, CF49364)												
Volatiles												
1,1,1,2-Tetrachloroethane	ND	0.150	ND	1.03	104	ND	ND	ND	ND	NC	70 - 130	25
1,1,1-Trichloroethane	ND	0.180	ND	0.98	99	ND	ND	ND	ND	NC	70 - 130	25
1,1,2,2-Tetrachloroethane	ND	0.150	ND	1.03	109	ND	ND	ND	ND	NC	70 - 130	25
1,1,2-Trichloroethane	ND	0.180	ND	0.98	102	ND	ND	ND	ND	NC	70 - 130	25
1,1-Dichloroethane	ND	0.250	ND	1.01	105	ND	ND	ND	ND	NC	70 - 130	25
1,1-Dichloroethene	ND	0.050	ND	0.20	101	ND	ND	ND	ND	NC	70 - 130	25
1,2,4-Trichlorobenzene	ND	0.130	ND	0.96	110	ND	ND	ND	ND	NC	70 - 130	25
1,2,4-Trimethylbenzene	ND	0.200	ND	0.98	103	4.00	4.04	0.815	0.823	NC	70 - 130	25
1,2-Dibromoethane(EDB)	ND	0.130	ND	1.00	101	ND	ND	ND	ND	NC	70 - 130	25
1,2-Dichlorobenzene	ND	0.170	ND	1.02	103	ND	ND	ND	ND	NC	70 - 130	25
1,2-Dichloroethane	ND	0.250	ND	1.01	102	ND	ND	ND	ND	NC	70 - 130	25
1,2-dichloropropane	ND	0.220	ND	1.02	108	ND	ND	ND	ND	NC	70 - 130	25
1,2-Dichlorotetrafluoroethane	ND	0.140	ND	0.98	101	ND	ND	ND	ND	NC	70 - 130	25
1,3,5-Trimethylbenzene	ND	0.200	ND	0.98	100	1.11	1.19	0.226	0.242	NC	70 - 130	25
1,3-Butadiene	ND	0.450	ND	0.99	115	ND	ND	ND	ND	NC	70 - 130	25
1,3-Dichlorobenzene	ND	0.170	ND	1.02	104	ND	ND	ND	ND	NC	70 - 130	25
1,4-Dichlorobenzene	ND	0.170	ND	1.02	107	ND	ND	ND	ND	NC	70 - 130	25
1,4-Dioxane	ND	0.280	ND	1.01	107	ND	ND	ND	ND	NC	70 - 130	25
2-Hexanone(MBK)	ND	0.240	ND	0.98	125	ND	ND	ND	ND	NC	70 - 130	25
4-Ethyltoluene	ND	0.200	ND	0.98	102	1.07	1.11	0.218	0.225	NC	70 - 130	25
4-Isopropyltoluene	ND	0.180	ND	0.99	99	ND	ND	ND	ND	NC	70 - 130	25
4-Methyl-2-pentanone(MIBK)	ND	0.240	ND	0.98	123	ND	ND	ND	ND	NC	70 - 130	25
Acetone	ND	0.420	ND	1.00	112	28.3	29.7	11.9	12.5	4.9	70 - 130	25

QA/QC Data

SDG I.D.: GCF49360

Parameter	Blk ppbv	Blk RL ppbv	Blk ug/m3	Blk RL ug/m3	LCS %	Sample Result ug/m3	Sample Dup ug/m3	Sample Result ppbv	Sample Dup ppbv	DUP RPD	% Rec Limits	% RPD Limits
Acrylonitrile	ND	0.460	ND	1.00	107	ND	ND	ND	ND	NC	70 - 130	25
Benzene	ND	0.310	ND	0.99	105	ND	ND	ND	ND	NC	70 - 130	25
Benzyl chloride	ND	0.190	ND	0.98	106	ND	ND	ND	ND	NC	70 - 130	25
Bromodichloromethane	ND	0.150	ND	1.00	106	ND	ND	ND	ND	NC	70 - 130	25
Bromoform	ND	0.097	ND	1.00	116	ND	ND	ND	ND	NC	70 - 130	25
Bromomethane	ND	0.260	ND	1.01	102	ND	ND	ND	ND	NC	70 - 130	25
Carbon Disulfide	ND	0.320	ND	1.00	104	ND	ND	ND	ND	NC	70 - 130	25
Carbon Tetrachloride	ND	0.032	ND	0.20	105	ND	ND	ND	ND	NC	70 - 130	25
Chlorobenzene	ND	0.220	ND	1.01	102	ND	ND	ND	ND	NC	70 - 130	25
Chloroethane	ND	0.380	ND	1.00	107	ND	ND	ND	ND	NC	70 - 130	25
Chloroform	ND	0.200	ND	0.98	83	ND	ND	ND	ND	NC	70 - 130	25
Chloromethane	ND	0.480	ND	0.99	131	ND	ND	ND	ND	NC	70 - 130	25
Cis-1,2-Dichloroethene	ND	0.256	ND	1.01	103	ND	ND	ND	ND	NC	70 - 130	25
cis-1,3-Dichloropropene	ND	0.220	ND	1.00	100	ND	ND	ND	ND	NC	70 - 130	25
Cyclohexane	ND	0.290	ND	1.00	94	1.09	ND	0.318	ND	NC	70 - 130	25
Dibromochloromethane	ND	0.120	ND	1.02	110	ND	ND	ND	ND	NC	70 - 130	25
Dichlorodifluoromethane	ND	0.200	ND	0.99	98	2.23	2.33	0.452	0.472	NC	70 - 130	25
Ethanol	ND	0.530	ND	1.00	113	26.4	29.6	14.0	15.7	11.4	70 - 130	25
Ethyl acetate	ND	0.280	ND	1.01	114	2.56	2.79	0.710	0.774	NC	70 - 130	25
Ethylbenzene	ND	0.230	ND	1.00	100	3.19	3.20	0.736	0.737	NC	70 - 130	25
Heptane	ND	0.240	ND	0.98	122	1.24	1.18	0.302	0.289	NC	70 - 130	25
Hexachlorobutadiene	ND	0.094	ND	1.00	92	ND	ND	ND	ND	NC	70 - 130	25
Hexane	ND	0.280	ND	0.99	105	ND	ND	ND	ND	NC	70 - 130	25
Isopropylalcohol	ND	0.410	ND	1.01	103	2.24	2.42	0.912	0.984	NC	70 - 130	25
Isopropylbenzene	ND	0.200	ND	0.98	98	ND	ND	ND	ND	NC	70 - 130	25
m,p-Xylene	ND	0.230	ND	1.00	105	11.1	11.3	2.55	2.61	2.3	70 - 130	25
Methyl Ethyl Ketone	ND	0.340	ND	1.00	114	7.66	7.96	2.60	2.70	3.8	70 - 130	25
Methyl tert-butyl ether(MTBE)	ND	0.280	ND	1.01	92	ND	ND	ND	ND	NC	70 - 130	25
Methylene Chloride	ND	0.860	ND	2.99	116	3.18	ND	0.917	ND	NC	70 - 130	25
n-Butylbenzene	ND	0.180	ND	0.99	110	ND	ND	ND	ND	NC	70 - 130	25
o-Xylene	ND	0.230	ND	1.00	101	5.16	5.25	1.19	1.21	1.7	70 - 130	25
Propylene	ND	0.580	ND	1.00	112	1.48	1.46	0.863	0.847	NC	70 - 130	25
sec-Butylbenzene	ND	0.180	ND	0.99	103	ND	ND	ND	ND	NC	70 - 130	25
Styrene	ND	0.230	ND	0.98	103	1.58	1.58	0.371	0.372	NC	70 - 130	25
Tetrachloroethene	ND	0.037	ND	0.25	97	50.8	51.3	7.50	7.57	0.9	70 - 130	25
Tetrahydrofuran	ND	0.340	ND	1.00	112	6.10	6.43	2.07	2.18	5.2	70 - 130	25
Toluene	ND	0.270	ND	1.02	104	12.3	12.3	3.27	3.27	0.0	70 - 130	25
Trans-1,2-Dichloroethene	ND	0.250	ND	0.99	105	ND	ND	ND	ND	NC	70 - 130	25
trans-1,3-Dichloropropene	ND	0.220	ND	1.00	105	ND	ND	ND	ND	NC	70 - 130	25
Trichloroethene	ND	0.037	ND	0.20	104	ND	ND	ND	ND	NC	70 - 130	25
Trichlorofluoromethane	ND	0.180	ND	1.01	98	1.11	1.13	0.198	0.201	NC	70 - 130	25
Trichlorotrifluoroethane	ND	0.130	ND	1.00	100	ND	ND	ND	ND	NC	70 - 130	25
Vinyl Chloride	ND	0.078	ND	0.20	112	ND	ND	ND	ND	NC	70 - 130	25
% Bromofluorobenzene	87	%	87	%	103	93	92	93	92	NC	70 - 130	25
% IS-1,4-Difluorobenzene	99	%	99	%	108	92	94	92	94	NC	60 - 140	25
% IS-Bromochloromethane	102	%	102	%	104	95	96	95	96	NC	60 - 140	25
% IS-Chlorobenzene-d5	98	%	98	%	113	103	104	103	104	NC	60 - 140	25
QA/QC Batch 522517 (ppbv), QC Sample No: CF49365 (CF49365, CF49366, CF49367)												
Volatiles												
1,1,1,2-Tetrachloroethane	ND	0.500	ND	3.43	97	ND	ND	ND	ND	NC	70 - 130	25
1,1,1-Trichloroethane	ND	0.500	ND	2.73	97	ND	ND	ND	ND	NC	70 - 130	25
1,1,2,2-Tetrachloroethane	ND	0.500	ND	3.43	99	ND	ND	ND	ND	NC	70 - 130	25

QA/QC Data

SDG I.D.: GCF49360

Parameter	Blk ppbv	Blk RL ppbv	Blk ug/m3	Blk RL ug/m3	LCS %	Sample Result ug/m3	Sample Dup ug/m3	Sample Result ppbv	Sample Dup ppbv	DUP RPD	% Rec Limits	% RPD Limits
1,1,2-Trichloroethane	ND	0.500	ND	2.73	101	ND	ND	ND	ND	NC	70 - 130	25
1,1-Dichloroethane	ND	0.500	ND	2.02	98	ND	ND	ND	ND	NC	70 - 130	25
1,1-Dichloroethene	ND	0.500	ND	1.98	102	ND	ND	ND	ND	NC	70 - 130	25
1,2,4-Trichlorobenzene	ND	0.500	ND	3.71	72	ND	ND	ND	ND	NC	70 - 130	25
1,2,4-Trimethylbenzene	ND	0.500	ND	2.46	112	ND	ND	ND	ND	NC	70 - 130	25
1,2-Dibromoethane(EDB)	ND	0.500	ND	3.84	104	ND	ND	ND	ND	NC	70 - 130	25
1,2-Dichlorobenzene	ND	0.500	ND	3.00	101	ND	ND	ND	ND	NC	70 - 130	25
1,2-Dichloroethane	ND	0.500	ND	2.02	98	ND	ND	ND	ND	NC	70 - 130	25
1,2-dichloropropane	ND	0.500	ND	2.31	104	ND	ND	ND	ND	NC	70 - 130	25
1,2-Dichlorotetrafluoroethane	ND	0.500	ND	3.49	95	ND	ND	ND	ND	NC	70 - 130	25
1,3,5-Trimethylbenzene	ND	0.500	ND	2.46	108	ND	ND	ND	ND	NC	70 - 130	25
1,3-Butadiene	ND	0.500	ND	1.11	100	ND	ND	ND	ND	NC	70 - 130	25
1,3-Dichlorobenzene	ND	0.500	ND	3.00	101	ND	ND	ND	ND	NC	70 - 130	25
1,4-Dichlorobenzene	ND	0.500	ND	3.00	102	ND	ND	ND	ND	NC	70 - 130	25
1,4-Dioxane	ND	0.500	ND	1.80	109	ND	ND	ND	ND	NC	70 - 130	25
2-Hexanone(MBK)	ND	0.500	ND	2.05	108	ND	ND	ND	ND	NC	70 - 130	25
4-Ethyltoluene	ND	0.500	ND	2.46	108	ND	ND	ND	ND	NC	70 - 130	25
4-Isopropyltoluene	ND	0.500	ND	2.74	103	ND	ND	ND	ND	NC	70 - 130	25
4-Methyl-2-pentanone(MIBK)	ND	0.500	ND	2.05	105	ND	ND	ND	ND	NC	70 - 130	25
Acetone	ND	0.500	ND	1.19	89	27.3	26.6	11.5	11.2	2.6	70 - 130	25
Acrylonitrile	ND	0.500	ND	1.08	91	ND	ND	ND	ND	NC	70 - 130	25
Benzene	ND	0.500	ND	1.60	99	ND	ND	ND	ND	NC	70 - 130	25
Benzyl chloride	ND	0.500	ND	2.59	94	ND	ND	ND	ND	NC	70 - 130	25
Bromodichloromethane	ND	0.500	ND	3.35	98	ND	ND	ND	ND	NC	70 - 130	25
Bromoform	ND	0.500	ND	5.17	94	ND	ND	ND	ND	NC	70 - 130	25
Bromomethane	ND	0.500	ND	1.94	96	ND	ND	ND	ND	NC	70 - 130	25
Carbon Disulfide	ND	0.500	ND	1.56	96	ND	ND	ND	ND	NC	70 - 130	25
Carbon Tetrachloride	ND	0.500	ND	3.14	97	ND	ND	ND	ND	NC	70 - 130	25
Chlorobenzene	ND	0.500	ND	2.30	102	ND	ND	ND	ND	NC	70 - 130	25
Chloroethane	ND	0.500	ND	1.32	98	ND	ND	ND	ND	NC	70 - 130	25
Chloroform	ND	0.500	ND	2.44	98	5.66	6.25	1.16	1.28	NC	70 - 130	25
Chloromethane	ND	0.500	ND	1.03	87	ND	ND	ND	ND	NC	70 - 130	25
Cis-1,2-Dichloroethene	ND	0.256	ND	1.01	102	ND	ND	ND	ND	NC	70 - 130	25
cis-1,3-Dichloropropene	ND	0.220	ND	1.00	106	ND	ND	ND	ND	NC	70 - 130	25
Cyclohexane	ND	0.500	ND	1.72	104	ND	ND	ND	ND	NC	70 - 130	25
Dibromochloromethane	ND	0.500	ND	4.26	100	ND	ND	ND	ND	NC	70 - 130	25
Dichlorodifluoromethane	ND	0.500	ND	2.47	87	ND	ND	ND	ND	NC	70 - 130	25
Ethanol	ND	0.500	ND	0.94	116	601 E	584	319 E	310	2.9	70 - 130	25
Ethyl acetate	ND	0.500	ND	1.80	107	ND	ND	ND	ND	NC	70 - 130	25
Ethylbenzene	ND	0.500	ND	2.17	104	ND	ND	ND	ND	NC	70 - 130	25
Heptane	ND	0.500	ND	2.05	107	2.49	2.53	0.607	0.618	NC	70 - 130	25
Hexachlorobutadiene	ND	0.500	ND	5.33	71	ND	ND	ND	ND	NC	70 - 130	25
Hexane	ND	0.500	ND	1.76	112	18.9	19.4	5.37	5.52	2.8	70 - 130	25
Isopropylalcohol	ND	0.500	ND	1.23	89	31.4	31.2	12.8	12.7	0.8	70 - 130	25
Isopropylbenzene	ND	0.500	ND	2.46	113	ND	ND	ND	ND	NC	70 - 130	25
m,p-Xylene	ND	1.00	ND	4.34	114	4.34	4.56	1.00	1.05	NC	70 - 130	25
Methyl Ethyl Ketone	ND	0.500	ND	1.47	93	5.04	4.86	1.71	1.65	NC	70 - 130	25
Methyl tert-butyl ether(MTBE)	ND	0.500	ND	1.80	99	ND	ND	ND	ND	NC	70 - 130	25
Methylene Chloride	ND	0.500	ND	1.74	93	3.09	3.10	0.889	0.894	NC	70 - 130	25
n-Butylbenzene	ND	0.500	ND	2.74	103	ND	ND	ND	ND	NC	70 - 130	25
o-Xylene	ND	0.500	ND	2.17	113	ND	ND	ND	ND	NC	70 - 130	25
Propylene	ND	0.500	ND	0.86	97	ND	ND	ND	ND	NC	70 - 130	25
sec-Butylbenzene	ND	0.500	ND	2.74	105	ND	ND	ND	ND	NC	70 - 130	25

QA/QC Data

SDG I.D.: GCF49360

Parameter	Blk ppbv	Blk RL ppbv	Blk ug/m3	Blk RL ug/m3	LCS %	Sample Result ug/m3	Sample Dup ug/m3	Sample Result ppbv	Sample Dup ppbv	DUP RPD	% Rec Limits	% RPD Limits
Styrene	ND	0.500	ND	2.13	110	ND	ND	ND	ND	NC	70 - 130	25
Tetrachloroethene	ND	0.200	ND	1.36	103	ND	ND	ND	ND	NC	70 - 130	25
Tetrahydrofuran	ND	0.500	ND	1.47	100	ND	ND	ND	ND	NC	70 - 130	25
Toluene	ND	0.500	ND	1.88	113	10.7	10.8	2.83	2.88	1.8	70 - 130	25
Trans-1,2-Dichloroethene	ND	0.500	ND	1.98	98	ND	ND	ND	ND	NC	70 - 130	25
trans-1,3-Dichloropropene	ND	0.500	ND	2.27	103	ND	ND	ND	ND	NC	70 - 130	25
Trichloroethene	ND	0.200	ND	1.07	107	ND	ND	ND	ND	NC	70 - 130	25
Trichlorofluoromethane	ND	0.500	ND	2.81	98	5.00	4.79	0.890	0.853	NC	70 - 130	25
Trichlorotrifluoroethane	ND	0.500	ND	3.83	98	ND	ND	ND	ND	NC	70 - 130	25
Vinyl Chloride	ND	0.500	ND	1.28	98	ND	ND	ND	ND	NC	70 - 130	25
% Bromofluorobenzene	94	%	94	%	100	100	99	100	99	NC	70 - 130	25
% IS-1,4-Difluorobenzene	104	%	104	%	117	102	109	102	109	NC	60 - 140	25
% IS-Bromochloromethane	105	%	105	%	114	96	107	96	107	NC	60 - 140	25
% IS-Chlorobenzene-d5	100	%	100	%	116	111	115	111	115	NC	60 - 140	25

I = This parameter is outside laboratory LCS/LCSD specified recovery limits.

If there are any questions regarding this data, please call Phoenix Client Services at extension 200.

RPD - Relative Percent Difference
LCS - Laboratory Control Sample
LCSD - Laboratory Control Sample Duplicate
MS - Matrix Spike
MS Dup - Matrix Spike Duplicate
NC - No Criteria
Intf - Interference

Phyllis Shiller, Laboratory Director
March 17, 2020

Tuesday, March 17, 2020

Criteria: CT: R-SVVC

State: CT

Sample Criteria Exceedances Report

GCF49360 - TIGHE-EVER

SampNo	Acode	Phoenix Analyte	Criteria	Result	RL	Criteria	RL Criteria	Analysis Units

*** No Data to Display ***

Phoenix Laboratories does not assume responsibility for the data contained in this exceedance report. It is provided as an additional tool to identify requested criteria exceedences. All efforts are made to ensure the accuracy of the data (obtained from appropriate agencies). A lack of exceedence information does not necessarily suggest conformance to the criteria. It is ultimately the site professional's responsibility to determine appropriate compliance.

REASONABLE CONFIDENCE PROTOCOL
LABORATORY ANALYSIS QA/QC CERTIFICATION FORM

Laboratory Name: Phoenix Environmental Labs, Inc. ***Client:*** Tighe & Bond

Project Location: EVERSOURCE ROCKVILLE MGP ***Project Number:***

Laboratory Sample ID(s): CF49360-CF49367 ***Sampling Date(s):*** 3/11/2020

List RCP Methods Used (e.g., 8260, 8270, et cetera) TO15, APH

1	**For each analytical method referenced in this laboratory report package, were all specified QA/QC performance criteria followed, including the requirement to explain any criteria falling outside of acceptable guidelines, as specified in the CT DEP method-specific Reasonable Confidence Protocol documents?**	☑ Yes ☐ No
1A	**Were the method specified preservation and holding time requirements met?**	☑ Yes ☐ No
1B	***VPH and EPH methods only:*** **Was the VPH or EPH method conducted without significant modifications (see section 11.3 of respective RCP methods)**	☐ Yes ☐ No ☑ NA
2	**Were all samples received by the laboratory in a condition consistent with that described on the associated Chain-of-Custody document(s)?**	☑ Yes ☐ No
3	**Were samples received at an appropriate temperature (< 6 Degrees C)?**	☐ Yes ☐ No ☑ NA
4	**Were all QA/QC performance criteria specified in the Reasonable Confidence Protocol documents acheived? See Section: AIRSIM.**	☐ Yes ☑ No
5	**a) Were reporting limits specified or referenced on the chain-of-custody?** **b) Were these reporting limits met?**	☑ Yes ☐ No ☑ Yes ☐ No
6	**For each analytical method referenced in this laboratory report package, were results reported for all constituents identified in the method-specific analyte lists presented in the Reasonable Confidence Protocol documents?**	☑ Yes ☐ No
7	**Are project-specific matrix spikes and laboratory duplicates included in the data set?**	☑ Yes ☐ No

Notes: For all questions to which the response was "No" (with the exception of question #7), additional information must be provided in an attached narrative. If the answer to question #1, #1A or 1B is "No", the data package does not meet the requirements for "Reasonable Confidence". This form may not be altered and all questions must be answered.

I, the undersigned, attest under the pains and penalties of perjury that, to the best of my knowledge and belief and based upon my personal inquiry of those responsible for providing the information contained in this analytical report, such information is accurate and complete.

Authorized Signature: _____ **Position:** Assistant Lab Director

Printed Name: Greg Lawrence **Date:** Tuesday, March 17, 2020

Name of Laboratory Phoenix Environmental Labs, Inc.

This certification form is to be used for RCP methods only.

Environmental Laboratories, Inc.
587 East Middle Turnpike, P.O.Box 370, Manchester, CT 06045
Tel. (860) 645-1102 Fax (860) 645-0823

ACCREDITED IN ACCORDANCE WITH nelac NY # 11301

RCP Certification Report

March 17, 2020

SDG I.D.: GCF49360

AIRAPH

Were all QA/QC performance criteria specified in the Reasonable Confidence Protocol documents achieved? Yes.

Instrument:

CHEM20 03/13/20-1 Keith Aloisa, Chemist 03/13/20

CF49360 (1X), CF49361 (1X), CF49362 (1X), CF49363 (1X), CF49364 (1X), CF49365 (1X), CF49366 (1X), CF49367 (1X)

Initial Calibration Evaluation (CHEM20/APH_0313_samp):
100% of target compounds met criteria.
The following compounds had %RSDs >30%: None.
The following compounds did not meet recommended response factors: None.
The following compounds did not meet a minimum response factors: None.

Continuing Calibration Verification #1 (CHEM20/0313_14-APH_0313_samp):
100% of target compounds met criteria.
The following compounds did not meet % deviation criteria: None.
The following compounds did not meet maximum % deviations: None.
The following compounds did not meet recommended response factors: None.
The following compounds did not meet minimum response factors: None.

QC (Batch Specific):

Batch 522520 (CF49362)

CF49360(1X), CF49361(1X), CF49362(1X), CF49363(1X), CF49364(1X), CF49365(1X), CF49366(1X), CF49367(1X)

All LCS recoveries were within 70 - 130 with the following exceptions: None.

AIRSIM

Were all QA/QC performance criteria specified in the Reasonable Confidence Protocol documents achieved? No.

QC Batch 522280 (Samples: CF49360, CF49361, CF49362, CF49363, CF49364): -----

The LCS recovery is above the upper range. A slight high bias is possible. (Chloromethane)

Instrument:

CHEM20 03/12/20-1 Keith Aloisa, Chemist 03/12/20

CF49360 (1X), CF49361 (1X), CF49362 (1X), CF49363 (1X), CF49364 (1X)

Initial Calibration Evaluation (CHEM20/20_AIR_0304):
100% of target compounds met criteria.
The following compounds had %RSDs >30%: None.
The following compounds did not meet recommended response factors: None.
The following compounds did not meet a minimum response factors: None.

Continuing Calibration Verification #1 (CHEM20/0312_02-20_AIR_0304):
Internal standard areas were within 60 to 140% of the initial calibration with the following exceptions: None.
97% of target compounds met criteria.
The following compounds did not meet % deviation criteria: None.
The following compounds did not meet maximum % deviations: None.
The following compounds did not meet recommended response factors: None.
The following compounds did not meet minimum response factors: None.

Environmental Laboratories, Inc.
587 East Middle Turnpike, P.O.Box 370, Manchester, CT 06045
Tel. (860) 645-1102 Fax (860) 645-0823

ACCREDITED IN ACCORDANCE WITH nelac NY # 11301

RCP Certification Report

March 17, 2020

SDG I.D.: GCF49360

AIRSIM

Instrument:

CHEM24 03/13/20-1 Keith Aloisa, Chemist 03/13/20

CF49365 (1X), CF49366 (1X), CF49367 (1X)

Initial Calibration Evaluation (CHEM24/24AIR_0224):
100% of target compounds met criteria.
The following compounds had %RSDs >30%: None.
The following compounds did not meet recommended response factors: None.
The following compounds did not meet a minimum response factors: None.

Continuing Calibration Verification #1 (CHEM24/0313_04-24AIR_0224):
Internal standard areas were within 60 to 140% of the initial calibration with the following exceptions: None.
99% of target compounds met criteria.
The following compounds did not meet % deviation criteria: None.
The following compounds did not meet maximum % deviations: None.
The following compounds did not meet recommended response factors: None.
The following compounds did not meet minimum response factors: None.

QC (Batch Specific):

Batch 522280 (CF48105)

CF49360(1X), CF49361(1X), CF49362(1X), CF49363(1X), CF49364(1X)

All LCS recoveries were within 70 - 130 with the following exceptions: Chloromethane(131%)

Batch 522517 (CF49365)

CF49365(1X), CF49366(1X), CF49367(1X)

All LCS recoveries were within 70 - 130 with the following exceptions: None.

CAN-CLEAN

Environmental Laboratories, Inc.
587 East Middle Turnpike, P.O.Box 370, Manchester, CT 06045

Individual Canister Certification

March 17, 2020

Sample Information

Matrix: AIR
Canister Id: 218
Certification Date: 02/07/20 2:48 PM
Data File: H:\AIR2020\CHEM20\02FEB\06A\0206_40.D\0206_40-20_AIR_0206.rr
Project ID: EVERSOURCE ROCKVILLE MGP
Client ID: IA-02A

SDG ID: GCF49360
Phoenix ID: CF49360

Analyte	Result (ppbv)	Analyte	Result (ppbv)
1,1,1,2-Tetrachloroethane	<0.5	1,1,1-Trichloroethane	<0.5
1,1,2,2-Tetrachloroethane	<0.5	1,1,2-Trichloroethane	<0.5
1,1-Dichloroethane	<0.5	1,1-Dichloroethene	<0.5
1,2,4-Trichlorobenzene	<0.5	1,2,4-Trimethylbenzene	<0.5
1,2-Dibromoethane(EDB)	<0.5	1,2-Dichlorobenzene	<0.5
1,2-Dichloroethane	<0.5	1,2-dichloropropane	<0.5
1,2-Dichlorotetrafluoroethane	<0.5	1,3,5-Trimethylbenzene	<0.5
1,3-Butadiene	<0.5	1,3-Dichlorobenzene	<0.5
1,4-Dichlorobenzene	<0.5	1,4-Dioxane	<0.5
2-Hexanone(MBK)	<0.5	4-Ethyltoluene	<0.5
4-Isopropyltoluene	<0.5	4-Methyl-2-pentanone(MIBK)	<0.5
Acetone	<0.5	Acrylonitrile	<0.5
Benzene	<0.2	Benzene	<0.5
Benzyl chloride	<0.5	Bromodichloromethane	<0.5
Bromoform	<0.5	Bromomethane	<0.5
Carbon Disulfide	<0.5	Carbon Tetrachloride	<0.5
Chlorobenzene	<0.5	Chloroethane	<0.5
Chloroform	<0.5	Chloromethane	<0.5
Cis-1,2-Dichloroethene	<0.5	cis-1,3-Dichloropropene	<0.5
Cyclohexane	<0.5	Dibromochloromethane	<0.5
Dichlorodifluoromethane	<0.5	Ethanol	<0.5
Ethyl acetate	<0.5	Ethylbenzene	<0.5
Heptane	<0.5	Hexachlorobutadiene	<0.5
Hexane	<0.5	Isopropylalcohol	<0.5
Isopropylbenzene	<0.5	m,p-Xylene	<1.0
Methyl Ethyl Ketone	<0.5	Methyl tert-butyl ether(MTBE)	<0.5
Methylene Chloride	<0.5	n-Butylbenzene	<0.5
Naphthalene	<0.1	o-Xylene	<0.5
Propylene	<0.5	sec-Butylbenzene	<0.5
Styrene	<0.5	Tetrachloroethene	<0.2
Tetrahydrofuran	<0.5	Toluene	<0.5
Trans-1,2-Dichloroethene	<0.5	trans-1,3-Dichloropropene	<0.5
Trichloroethene	<0.2	Trichlorofluoromethane	<0.5
Trichlorotrifluoroethane	<0.5	Vinyl Chloride	<0.5

CAN-CLEAN

Environmental Laboratories, Inc.
587 East Middle Turnpike, P.O.Box 370, Manchester, CT 06045

Individual Canister Certification

March 17, 2020

Sample Information

Matrix: AIR
Canister Id: 21333
Certification Date: 02/07/20 4:45 PM
Data File: H:\AIR2020\CHEM20\02FEB\06A\0206_43.D\0206_43-20_AIR_0206.rr
Project ID: EVERSOURCE ROCKVILLE MGP
Client ID: OA-01

SDG ID: GCF49360
Phoenix ID: CF49361

Analyte	Result (ppbv)	Analyte	Result (ppbv)
1,1,1,2-Tetrachloroethane	<0.5	1,1,1-Trichloroethane	<0.5
1,1,2,2-Tetrachloroethane	<0.5	1,1,2-Trichloroethane	<0.5
1,1-Dichloroethane	<0.5	1,1-Dichloroethene	<0.5
1,2,4-Trichlorobenzene	<0.5	1,2,4-Trimethylbenzene	<0.5
1,2-Dibromoethane(EDB)	<0.5	1,2-Dichlorobenzene	<0.5
1,2-Dichloroethane	<0.5	1,2-dichloropropane	<0.5
1,2-Dichlorotetrafluoroethane	<0.5	1,3,5-Trimethylbenzene	<0.5
1,3-Butadiene	<0.5	1,3-Dichlorobenzene	<0.5
1,4-Dichlorobenzene	<0.5	1,4-Dioxane	<0.5
2-Hexanone(MBK)	<0.5	4-Ethyltoluene	<0.5
4-Isopropyltoluene	<0.5	4-Methyl-2-pentanone(MIBK)	<0.5
Acetone	<0.5	Acrylonitrile	<0.5
Benzene	<0.2	Benzene	<0.5
Benzyl chloride	<0.5	Bromodichloromethane	<0.5
Bromoform	<0.5	Bromomethane	<0.5
Carbon Disulfide	<0.5	Carbon Tetrachloride	<0.5
Chlorobenzene	<0.5	Chloroethane	<0.5
Chloroform	<0.5	Chloromethane	<0.5
Cis-1,2-Dichloroethene	<0.5	cis-1,3-Dichloropropene	<0.5
Cyclohexane	<0.5	Dibromochloromethane	<0.5
Dichlorodifluoromethane	<0.5	Ethanol	<0.5
Ethyl acetate	<0.5	Ethylbenzene	<0.5
Heptane	<0.5	Hexachlorobutadiene	<0.5
Hexane	<0.5	Isopropylalcohol	<0.5
Isopropylbenzene	<0.5	m,p-Xylene	<1.0
Methyl Ethyl Ketone	<0.5	Methyl tert-butyl ether(MTBE)	<0.5
Methylene Chloride	<0.5	n-Butylbenzene	<0.5
Naphthalene	<0.1	o-Xylene	<0.5
Propylene	<0.5	sec-Butylbenzene	<0.5
Styrene	<0.5	Tetrachloroethene	<0.2
Tetrahydrofuran	<0.5	Toluene	<0.5
Trans-1,2-Dichloroethene	<0.5	trans-1,3-Dichloropropene	<0.5
Trichloroethene	<0.2	Trichlorofluoromethane	<0.5
Trichlorotrifluoroethane	<0.5	Vinyl Chloride	<0.5

CAN-CLEAN

Environmental Laboratories, Inc.
587 East Middle Turnpike, P.O.Box 370, Manchester, CT 06045

Individual Canister Certification

March 17, 2020

Sample Information

Matrix: AIR
Canister Id: 17162
Certification Date: 02/07/20 5:24 PM
Data File: H:\AIR2020\CHEM20\02FEB\06A\0206_44.D\0206_44-20_AIR_0206.rr
Project ID: EVERSOURCE ROCKVILLE MGP
Client ID: IA-02

SDG ID: GCF49360
Phoenix ID: CF49362

Analyte	Result (ppbv)	Analyte	Result (ppbv)
1,1,1,2-Tetrachloroethane	<0.5	1,1,1-Trichloroethane	<0.5
1,1,2,2-Tetrachloroethane	<0.5	1,1,2-Trichloroethane	<0.5
1,1-Dichloroethane	<0.5	1,1-Dichloroethene	<0.5
1,2,4-Trichlorobenzene	<0.5	1,2,4-Trimethylbenzene	<0.5
1,2-Dibromoethane(EDB)	<0.5	1,2-Dichlorobenzene	<0.5
1,2-Dichloroethane	<0.5	1,2-dichloropropane	<0.5
1,2-Dichlorotetrafluoroethane	<0.5	1,3,5-Trimethylbenzene	<0.5
1,3-Butadiene	<0.5	1,3-Dichlorobenzene	<0.5
1,4-Dichlorobenzene	<0.5	1,4-Dioxane	<0.5
2-Hexanone(MBK)	<0.5	4-Ethyltoluene	<0.5
4-Isopropyltoluene	<0.5	4-Methyl-2-pentanone(MIBK)	<0.5
Acetone	<0.5	Acrylonitrile	<0.5
Benzene	<0.2	Benzene	<0.5
Benzyl chloride	<0.5	Bromodichloromethane	<0.5
Bromoform	<0.5	Bromomethane	<0.5
Carbon Disulfide	<0.5	Carbon Tetrachloride	<0.5
Chlorobenzene	<0.5	Chloroethane	<0.5
Chloroform	<0.5	Chloromethane	<0.5
Cis-1,2-Dichloroethene	<0.5	cis-1,3-Dichloropropene	<0.5
Cyclohexane	<0.5	Dibromochloromethane	<0.5
Dichlorodifluoromethane	<0.5	Ethanol	<0.5
Ethyl acetate	<0.5	Ethylbenzene	<0.5
Heptane	<0.5	Hexachlorobutadiene	<0.5
Hexane	<0.5	Isopropylalcohol	<0.5
Isopropylbenzene	<0.5	m,p-Xylene	<1.0
Methyl Ethyl Ketone	<0.5	Methyl tert-butyl ether(MTBE)	<0.5
Methylene Chloride	<0.5	n-Butylbenzene	<0.5
Naphthalene	<0.1	o-Xylene	<0.5
Propylene	<0.5	sec-Butylbenzene	<0.5
Styrene	<0.5	Tetrachloroethene	<0.2
Tetrahydrofuran	<0.5	Toluene	<0.5
Trans-1,2-Dichloroethene	<0.5	trans-1,3-Dichloropropene	<0.5
Trichloroethene	<0.2	Trichlorofluoromethane	<0.5
Trichlorotrifluoroethane	<0.5	Vinyl Chloride	<0.5

CAN-CLEAN

Environmental Laboratories, Inc.
587 East Middle Turnpike, P.O.Box 370, Manchester, CT 06045

Individual Canister Certification

March 17, 2020

Sample Information

Matrix: AIR
Canister Id: 463
Certification Date: 02/07/20 3:27 PM
Data File: H:\AIR2020\CHEM20\02FEB\06A\0206_41.D\0206_41-20_AIR_0206.rr
Project ID: EVERSOURCE ROCKVILLE MGP
Client ID: IA-06

SDG ID: GCF49360
Phoenix ID: CF49363

Analyte	Result (ppbv)	Analyte	Result (ppbv)
1,1,1,2-Tetrachloroethane	<0.5	1,1,1-Trichloroethane	<0.5
1,1,2,2-Tetrachloroethane	<0.5	1,1,2-Trichloroethane	<0.5
1,1-Dichloroethane	<0.5	1,1-Dichloroethene	<0.5
1,2,4-Trichlorobenzene	<0.5	1,2,4-Trimethylbenzene	<0.5
1,2-Dibromoethane(EDB)	<0.5	1,2-Dichlorobenzene	<0.5
1,2-Dichloroethane	<0.5	1,2-dichloropropane	<0.5
1,2-Dichlorotetrafluoroethane	<0.5	1,3,5-Trimethylbenzene	<0.5
1,3-Butadiene	<0.5	1,3-Dichlorobenzene	<0.5
1,4-Dichlorobenzene	<0.5	1,4-Dioxane	<0.5
2-Hexanone(MBK)	<0.5	4-Ethyltoluene	<0.5
4-Isopropyltoluene	<0.5	4-Methyl-2-pentanone(MIBK)	<0.5
Acetone	<0.5	Acrylonitrile	<0.5
Benzene	<0.2	Benzene	<0.5
Benzyl chloride	<0.5	Bromodichloromethane	<0.5
Bromoform	<0.5	Bromomethane	<0.5
Carbon Disulfide	<0.5	Carbon Tetrachloride	<0.5
Chlorobenzene	<0.5	Chloroethane	<0.5
Chloroform	<0.5	Chloromethane	<0.5
Cis-1,2-Dichloroethene	<0.5	cis-1,3-Dichloropropene	<0.5
Cyclohexane	<0.5	Dibromochloromethane	<0.5
Dichlorodifluoromethane	<0.5	Ethanol	<0.5
Ethyl acetate	<0.5	Ethylbenzene	<0.5
Heptane	<0.5	Hexachlorobutadiene	<0.5
Hexane	<0.5	Isopropylalcohol	<0.5
Isopropylbenzene	<0.5	m,p-Xylene	<1.0
Methyl Ethyl Ketone	<0.5	Methyl tert-butyl ether(MTBE)	<0.5
Methylene Chloride	<0.5	n-Butylbenzene	<0.5
Naphthalene	<0.1	o-Xylene	<0.5
Propylene	<0.5	sec-Butylbenzene	<0.5
Styrene	<0.5	Tetrachloroethene	<0.2
Tetrahydrofuran	<0.5	Toluene	<0.5
Trans-1,2-Dichloroethene	<0.5	trans-1,3-Dichloropropene	<0.5
Trichloroethene	<0.2	Trichlorofluoromethane	<0.5
Trichlorotrifluoroethane	<0.5	Vinyl Chloride	<0.5

CAN-CLEAN

Environmental Laboratories, Inc.
587 East Middle Turnpike, P.O.Box 370, Manchester, CT 06045

Individual Canister Certification

March 17, 2020

Sample Information

Matrix: AIR
Canister Id: 28623
Certification Date: 02/07/20 6:42 PM
Data File: H:\AIR2020\CHEM20\02FEB\06A\0206_46.D\0206_46-20_AIR_0206.rr
Project ID: EVERSOURCE ROCKVILLE MGP
Client ID: IA-01

SDG ID: GCF49360
Phoenix ID: CF49364

Analyte	Result (ppbv)	Analyte	Result (ppbv)
1,1,1,2-Tetrachloroethane	<0.5	1,1,1-Trichloroethane	<0.5
1,1,2,2-Tetrachloroethane	<0.5	1,1,2-Trichloroethane	<0.5
1,1-Dichloroethane	<0.5	1,1-Dichloroethene	<0.5
1,2,4-Trichlorobenzene	<0.5	1,2,4-Trimethylbenzene	<0.5
1,2-Dibromoethane(EDB)	<0.5	1,2-Dichlorobenzene	<0.5
1,2-Dichloroethane	<0.5	1,2-dichloropropane	<0.5
1,2-Dichlorotetrafluoroethane	<0.5	1,3,5-Trimethylbenzene	<0.5
1,3-Butadiene	<0.5	1,3-Dichlorobenzene	<0.5
1,4-Dichlorobenzene	<0.5	1,4-Dioxane	<0.5
2-Hexanone(MBK)	<0.5	4-Ethyltoluene	<0.5
4-Isopropyltoluene	<0.5	4-Methyl-2-pentanone(MIBK)	<0.5
Acetone	<0.5	Acrylonitrile	<0.5
Benzene	<0.2	Benzene	<0.5
Benzyl chloride	<0.5	Bromodichloromethane	<0.5
Bromoform	<0.5	Bromomethane	<0.5
Carbon Disulfide	<0.5	Carbon Tetrachloride	<0.5
Chlorobenzene	<0.5	Chloroethane	<0.5
Chloroform	<0.5	Chloromethane	<0.5
Cis-1,2-Dichloroethene	<0.5	cis-1,3-Dichloropropene	<0.5
Cyclohexane	<0.5	Dibromochloromethane	<0.5
Dichlorodifluoromethane	<0.5	Ethanol	<0.5
Ethyl acetate	<0.5	Ethylbenzene	<0.5
Heptane	<0.5	Hexachlorobutadiene	<0.5
Hexane	<0.5	Isopropylalcohol	<0.5
Isopropylbenzene	<0.5	m,p-Xylene	<1.0
Methyl Ethyl Ketone	<0.5	Methyl tert-butyl ether(MTBE)	<0.5
Methylene Chloride	<0.5	n-Butylbenzene	<0.5
Naphthalene	<0.1	o-Xylene	<0.5
Propylene	<0.5	sec-Butylbenzene	<0.5
Styrene	<0.5	Tetrachloroethene	<0.2
Tetrahydrofuran	<0.5	Toluene	<0.5
Trans-1,2-Dichloroethene	<0.5	trans-1,3-Dichloropropene	<0.5
Trichloroethene	<0.2	Trichlorofluoromethane	<0.5
Trichlorotrifluoroethane	<0.5	Vinyl Chloride	<0.5

CAN-CLEAN

Environmental Laboratories, Inc.
587 East Middle Turnpike, P.O.Box 370, Manchester, CT 06045

Individual Canister Certification

March 17, 2020

Sample Information

Matrix: AIR
Canister Id: 368
Certification Date: 02/07/20 2:09 PM
Data File: H:\AIR2020\CHEM20\02FEB\06A\0206_39.D\0206_39-20_AIR_0206.rr
Project ID: EVERSOURCE ROCKVILLE MGP
Client ID: SV-02A

SDG ID: GCF49360
Phoenix ID: CF49365

Analyte	Result (ppbv)	Analyte	Result (ppbv)
1,1,1,2-Tetrachloroethane	<0.5	1,1,1-Trichloroethane	<0.5
1,1,2,2-Tetrachloroethane	<0.5	1,1,2-Trichloroethane	<0.5
1,1-Dichloroethane	<0.5	1,1-Dichloroethene	<0.5
1,2,4-Trichlorobenzene	<0.5	1,2,4-Trimethylbenzene	<0.5
1,2-Dibromoethane(EDB)	<0.5	1,2-Dichlorobenzene	<0.5
1,2-Dichloroethane	<0.5	1,2-dichloropropane	<0.5
1,2-Dichlorotetrafluoroethane	<0.5	1,3,5-Trimethylbenzene	<0.5
1,3-Butadiene	<0.5	1,3-Dichlorobenzene	<0.5
1,4-Dichlorobenzene	<0.5	1,4-Dioxane	<0.5
2-Hexanone(MBK)	<0.5	4-Ethyltoluene	<0.5
4-Isopropyltoluene	<0.5	4-Methyl-2-pentanone(MIBK)	<0.5
Acetone	<0.5	Acrylonitrile	<0.5
Benzene	<0.2	Benzene	<0.5
Benzyl chloride	<0.5	Bromodichloromethane	<0.5
Bromoform	<0.5	Bromomethane	<0.5
Carbon Disulfide	<0.5	Carbon Tetrachloride	<0.5
Chlorobenzene	<0.5	Chloroethane	<0.5
Chloroform	<0.5	Chloromethane	<0.5
Cis-1,2-Dichloroethene	<0.5	cis-1,3-Dichloropropene	<0.5
Cyclohexane	<0.5	Dibromochloromethane	<0.5
Dichlorodifluoromethane	<0.5	Ethanol	<0.5
Ethyl acetate	<0.5	Ethylbenzene	<0.5
Heptane	<0.5	Hexachlorobutadiene	<0.5
Hexane	<0.5	Isopropylalcohol	<0.5
Isopropylbenzene	<0.5	m,p-Xylene	<1.0
Methyl Ethyl Ketone	<0.5	Methyl tert-butyl ether(MTBE)	<0.5
Methylene Chloride	<0.5	n-Butylbenzene	<0.5
Naphthalene	<0.1	o-Xylene	<0.5
Propylene	<0.5	sec-Butylbenzene	<0.5
Styrene	<0.5	Tetrachloroethene	<0.2
Tetrahydrofuran	<0.5	Toluene	<0.5
Trans-1,2-Dichloroethene	<0.5	trans-1,3-Dichloropropene	<0.5
Trichloroethene	<0.2	Trichlorofluoromethane	<0.5
Trichlorotrifluoroethane	<0.5	Vinyl Chloride	<0.5

CAN-CLEAN

Environmental Laboratories, Inc.
587 East Middle Turnpike, P.O.Box 370, Manchester, CT 06045

Individual Canister Certification

March 17, 2020

Sample Information

Matrix: AIR
Canister Id: 9536
Certification Date: 02/07/20 12:51 PM
Data File: H:\AIR2020\CHEM20\02FEB\06A\0206_37.D\0206_37-20_AIR_0206.rr
Project ID: EVERSOURCE ROCKVILLE MGP
Client ID: SV-02

SDG ID: GCF49360
Phoenix ID: CF49366

Analyte	Result (ppbv)	Analyte	Result (ppbv)
1,1,1,2-Tetrachloroethane	<0.5	1,1,1-Trichloroethane	<0.5
1,1,2,2-Tetrachloroethane	<0.5	1,1,2-Trichloroethane	<0.5
1,1-Dichloroethane	<0.5	1,1-Dichloroethene	<0.5
1,2,4-Trichlorobenzene	<0.5	1,2,4-Trimethylbenzene	<0.5
1,2-Dibromoethane(EDB)	<0.5	1,2-Dichlorobenzene	<0.5
1,2-Dichloroethane	<0.5	1,2-dichloropropane	<0.5
1,2-Dichlorotetrafluoroethane	<0.5	1,3,5-Trimethylbenzene	<0.5
1,3-Butadiene	<0.5	1,3-Dichlorobenzene	<0.5
1,4-Dichlorobenzene	<0.5	1,4-Dioxane	<0.5
2-Hexanone(MBK)	<0.5	4-Ethyltoluene	<0.5
4-Isopropyltoluene	<0.5	4-Methyl-2-pentanone(MIBK)	<0.5
Acetone	<0.5	Acrylonitrile	<0.5
Benzene	<0.2	Benzene	<0.5
Benzyl chloride	<0.5	Bromodichloromethane	<0.5
Bromoform	<0.5	Bromomethane	<0.5
Carbon Disulfide	<0.5	Carbon Tetrachloride	<0.5
Chlorobenzene	<0.5	Chloroethane	<0.5
Chloroform	<0.5	Chloromethane	<0.5
Cis-1,2-Dichloroethene	<0.5	cis-1,3-Dichloropropene	<0.5
Cyclohexane	<0.5	Dibromochloromethane	<0.5
Dichlorodifluoromethane	<0.5	Ethanol	<0.5
Ethyl acetate	<0.5	Ethylbenzene	<0.5
Heptane	<0.5	Hexachlorobutadiene	<0.5
Hexane	<0.5	Isopropylalcohol	<0.5
Isopropylbenzene	<0.5	m,p-Xylene	<1.0
Methyl Ethyl Ketone	<0.5	Methyl tert-butyl ether(MTBE)	<0.5
Methylene Chloride	<0.5	n-Butylbenzene	<0.5
Naphthalene	<0.1	o-Xylene	<0.5
Propylene	<0.5	sec-Butylbenzene	<0.5
Styrene	<0.5	Tetrachloroethene	<0.2
Tetrahydrofuran	<0.5	Toluene	<0.5
Trans-1,2-Dichloroethene	<0.5	trans-1,3-Dichloropropene	<0.5
Trichloroethene	<0.2	Trichlorofluoromethane	<0.5
Trichlorotrifluoroethane	<0.5	Vinyl Chloride	<0.5

CAN-CLEAN

Environmental Laboratories, Inc.
587 East Middle Turnpike, P.O.Box 370, Manchester, CT 06045

Individual Canister Certification

March 17, 2020

Sample Information

Matrix: AIR
Canister Id: 461
Certification Date: 02/07/20 6:03 PM
Data File: H:\AIR2020\CHEM20\02FEB\06A\0206_45.D\0206_45-20_AIR_0206.rr
Project ID: EVERSOURCE ROCKVILLE MGP
Client ID: SV-01

SDG ID: GCF49360
Phoenix ID: CF49367

Analyte	Result (ppbv)	Analyte	Result (ppbv)
1,1,1,2-Tetrachloroethane	<0.5	1,1,1-Trichloroethane	<0.5
1,1,2,2-Tetrachloroethane	<0.5	1,1,2-Trichloroethane	<0.5
1,1-Dichloroethane	<0.5	1,1-Dichloroethene	<0.5
1,2,4-Trichlorobenzene	<0.5	1,2,4-Trimethylbenzene	<0.5
1,2-Dibromoethane(EDB)	<0.5	1,2-Dichlorobenzene	<0.5
1,2-Dichloroethane	<0.5	1,2-dichloropropane	<0.5
1,2-Dichlorotetrafluoroethane	<0.5	1,3,5-Trimethylbenzene	<0.5
1,3-Butadiene	<0.5	1,3-Dichlorobenzene	<0.5
1,4-Dichlorobenzene	<0.5	1,4-Dioxane	<0.5
2-Hexanone(MBK)	<0.5	4-Ethyltoluene	<0.5
4-Isopropyltoluene	<0.5	4-Methyl-2-pentanone(MIBK)	<0.5
Acetone	<0.5	Acrylonitrile	<0.5
Benzene	<0.2	Benzene	<0.5
Benzyl chloride	<0.5	Bromodichloromethane	<0.5
Bromoform	<0.5	Bromomethane	<0.5
Carbon Disulfide	<0.5	Carbon Tetrachloride	<0.5
Chlorobenzene	<0.5	Chloroethane	<0.5
Chloroform	<0.5	Chloromethane	<0.5
Cis-1,2-Dichloroethene	<0.5	cis-1,3-Dichloropropene	<0.5
Cyclohexane	<0.5	Dibromochloromethane	<0.5
Dichlorodifluoromethane	<0.5	Ethanol	<0.5
Ethyl acetate	<0.5	Ethylbenzene	<0.5
Heptane	<0.5	Hexachlorobutadiene	<0.5
Hexane	<0.5	Isopropylalcohol	<0.5
Isopropylbenzene	<0.5	m,p-Xylene	<1.0
Methyl Ethyl Ketone	<0.5	Methyl tert-butyl ether(MTBE)	<0.5
Methylene Chloride	<0.5	n-Butylbenzene	<0.5
Naphthalene	<0.1	o-Xylene	<0.5
Propylene	<0.5	sec-Butylbenzene	<0.5
Styrene	<0.5	Tetrachloroethene	<0.2
Tetrahydrofuran	<0.5	Toluene	<0.5
Trans-1,2-Dichloroethene	<0.5	trans-1,3-Dichloropropene	<0.5
Trichloroethene	<0.2	Trichlorofluoromethane	<0.5
Trichlorotrifluoroethane	<0.5	Vinyl Chloride	<0.5

CHAIN OF CUSTODY RECORD
AIR ANALYSES

PHOENIX Environmental Laboratories, Inc.
587 East Middle Turnpike, P.O. Box 370, Manchester, CT 06040
Telephone: 860.645.1102 • Fax: 860.645.0823

800-827-5426
email: greg@phoenixlabs.com

P.O. # Page of

Data Delivery:
☐ Fax #:
☒ Email: lcwilley@fisherboard.com
☐ Phone #:

Report to: Lynn Willey
Customer: Tighe & Bond
Address: 213 Court Street
Middletown, CT 06457

Project Name: Eversource Rockville MGP
Invoice to: cc James.adamik@eversource.com
copy to lcwilley@fisherboard.com
Sampled by: Lynn Willy

Data Format: (Circle) Equis Excel (Other) Enviodata
Requested Deliverable: (RCP) ASP CAT B
MCP NJ Deliverables
Quote Number: Eversource PO

Phoenix ID #	Client Sample ID	Canister ID #	Canister Size (L)	Outgoing Canister Pressure (" Hg)	Incoming Canister Pressure ("Hg)	Flow Regulator ID #	Flow Controller Setting (mL/min)	Sampling Start Time	Sampling End Time	Sample Start Date	Canister Pressure at Start (" Hg)	Canister Pressure at End ("Hg)	Ambient/Indoor Air	Soil Gas	Grab (G) Composite (C)	TO-15	APH	
		THIS SECTION FOR LAB USE ONLY											MATRIX			ANALYSES		
49360	IA-02A	218	6.0	-30	-30	3219	3.6	1400	1330	3/11/20	-30	-4	X			X	X	-4
49361	OA-01	21333			-29	3964		1218	1000		-29	-25	X			X	X	-2
49362	IA-~~02~~02	17162			-29.5	7014		1400	1330		-29.5	-2	X			X	X	-3
49363	~~SV-01~~ IA-06	463				5620		~~1500~~	1547		-30	-2	X			X	X	0
49364	IA-01	28623				6987		~~1545~~	1426	3/11/20	-30	-4.5	X					-4
		12864				5380												
49365	SV-02A	368			-30	552		1500	1410	3/11/20	-30	≈ 2		X		X	X	-1
49366	SV-02	9636			-30	5597	7.02	1500	1410	3/11/20	-30	≈ 2		X		X	X	-1
		~~461~~				(4°)												
49367	SV-01	461				552		1540	1354	3/11/20	-30	-2		X		X	X	-3

Relinquished by: 3/12/20 1405
Accepted by:
Date: 3/12/20
Time: 19:18

I attest that all media released by Phoenix Environmental Laboratories, Inc. have been received in good working condition and agree to the terms and conditions as listed on the back of this document:

Signature: Date: 3/12/20

State Where Samples Collected:

Turnaround Time:
1 Day ☐
2 Day ☐
3 Day ☐
4 Day ☐
5 Day ☒ Standard

Requested Criteria: (Please Circle)

CT:	MA:	NJ:	NY:	PA:	VT:
TAC I/C	**Indoor Air:** Residential Ind/Commercial	**Indoor Air:** Residential Ind/Commercial	Vapor Intrusion	**Indoor Air** Residential Non-residential	**Indoor Air** Residential Industrial
TAC RES					**Sub-slab** Residential Industrial
SVVC I/C					
SVVC RES	**Soil Gas:** Residential Ind/Commercial	**Soil Gas:** Residential Ind/Commercial			
GWV I/C					
GWV CES					

SPECIAL INSTRUCTIONS, QC REQUIREMENTS, REGULATORY INFORMATION:
flow controller 5597 for Duplicate IND-CERT (9)(6)2020
NOTE: Individual cert billed to FisherBond

PEL-115 Rev. 9/2019

Sarah Bell

From: Lynn E. Willey <LEWilley@tighebond.com>
Sent: Friday, March 13, 2020 9:36 AM
To: Sarah Bell; Client Services
Subject: FW: Phoenix Labs - GCF49360, EVERSOURCE ROCKVILLE MGP - COC Acknowledgement
Attachments: Sample Acknowledgement.pdf

Hi Phoenix/ Sarah:

I forgot to add helium test for SV-01, SV-02, SV-02A. Please run on the SV-samples.

This is an Eversource project- Quote EV022520B.

For cost for individual certified can cost, please bill Tighe & Bond separately 140755044E.

Thank you.

Lynn E. Willey, P.G., LEP | Senior Environmental Scientist
Tighe & Bond | 213 Court Street Suite 1100 | Middletown, CT 06457
| 860.852.5214 | 860-729-7502 (cell)
www.tighebond.com | Follow us on: Twitter Facebook LinkedIn

From: clientservices@phoenixlabs.com <clientservices@phoenixlabs.com>
Sent: Thursday, March 12, 2020 8:21 PM
To: Lynn E. Willey <LEWilley@tighebond.com>
Subject: Phoenix Labs - GCF49360, EVERSOURCE ROCKVILLE MGP - COC Acknowledgement

[Caution - External Sender]

Lynn,

Please email client services only if you have a Price Quote# for this SDG, a Quote# was not listed on the COC.

Purchase Order#:10948703

The Connecticut Light and Power Company
d/b/a Eversource Energy
Docket No. 26-05-10
Date Issued September 29, 2026
RSR-032 Attachment 9
Page 825 of 897

GCF49360 Criteria:
AIR(8): CT R-SVVC (Res Soil Vapor Volatilization Criteria)

Please email client services only if you require criteria different than what is listed.

Delivery group GCF49360 (EVERSOURCE ROCKVILLE MGP) has been logged in for the following samples:

Phoenix Id	Client Id
CF49360	IA-02A
CF49361	OA-01
CF49362	IA-02
CF49363	IA-06
CF49364	IA-01
CF49365	SV-02A
CF49366	SV-02
CF49367	SV-01

If there are any questions regarding this submittal, please call Phoenix Client Services at extension 200.

Phoenix Environmental Laboratories, Inc.
587 East Middle Turnpike
P.O. Box 370
Manchester, CT 06374
Tel. (860) 645-1102
Fax. (860) 645-0823
www.phoenixlabs.com

Please do not reply to this email.
cc'd:lewilley@tighebond.com;dean.bebis@eversource.com

Phase III ESA Laboratory Analytical Data

Hockanum River Background Sediment and Surface Waters

eurofins | Environment Testing America



ANALYTICAL REPORT

Eurofins TestAmerica, Edison
777 New Durham Road
Edison, NJ 08817
Tel: (732)549-3900

Laboratory Job ID: 460-221363-1
Client Project/Site: Rockville River Eco Risk, CT

For:
Tighe & Bond
213 Court Street
Suite 1100
Middletown, Connecticut 06457

Attn: Mr. Lynn Willey

Authorized for release by:
11/6/2020 9:39:01 AM

Steve Hartmann, Project Manager I
(413)572-4000
Steve.Hartmann@Eurofinset.com

LINKS
Review your project results through TotalAccess
Have a Question? Ask The Expert
Visit us at: www.eurofinsus.com/Env

The test results in this report meet all 2003 NELAC, 2009 TNI, and 2016 TNI requirements for accredited parameters, exceptions are noted in this report. This report may not be reproduced except in full, and with written approval from the laboratory. For questions please contact the Project Manager at the e-mail address or telephone number listed on this page.

This report has been electronically signed and authorized by the signatory. Electronic signature is intended to be the legally binding equivalent of a traditionally handwritten signature.

Results relate only to the items tested and the sample(s) as received by the laboratory.

Table of Contents

Cover Page 1
Table of Contents 2
Definitions/Glossary 3
Case Narrative 4
Detection Summary 6
Client Sample Results 12
Surrogate Summary 36
QC Sample Results 38
QC Association Summary 50
Lab Chronicle 55
Certification Summary 59
Method Summary 61
Sample Summary 62
Chain of Custody 63
Receipt Checklists 68

Definitions/Glossary

Client: Tighe & Bond
Project/Site: Rockville River Eco Risk, CT

Job ID: 460-221363-1

Qualifiers

GC/MS Semi VOA

Qualifier	Qualifier Description
D	Surrogate or matrix spike recoveries were not obtained because the extract was diluted for analysis; also compounds analyzed at a dilution may be flagged with a D.
J	Result is less than the RL but greater than or equal to the MDL and the concentration is an approximate value.
X	Surrogate recovery exceeds control limits

Glossary

Abbreviation	These commonly used abbreviations may or may not be present in this report.
¤	Listed under the "D" column to designate that the result is reported on a dry weight basis
%R	Percent Recovery
CFL	Contains Free Liquid
CFU	Colony Forming Unit
CNF	Contains No Free Liquid
DER	Duplicate Error Ratio (normalized absolute difference)
Dil Fac	Dilution Factor
DL	Detection Limit (DoD/DOE)
DL, RA, RE, IN	Indicates a Dilution, Re-analysis, Re-extraction, or additional Initial metals/anion analysis of the sample
DLC	Decision Level Concentration (Radiochemistry)
EDL	Estimated Detection Limit (Dioxin)
LOD	Limit of Detection (DoD/DOE)
LOQ	Limit of Quantitation (DoD/DOE)
MCL	EPA recommended "Maximum Contaminant Level"
MDA	Minimum Detectable Activity (Radiochemistry)
MDC	Minimum Detectable Concentration (Radiochemistry)
MDL	Method Detection Limit
ML	Minimum Level (Dioxin)
MPN	Most Probable Number
MQL	Method Quantitation Limit
NC	Not Calculated
ND	Not Detected at the reporting limit (or MDL or EDL if shown)
NEG	Negative / Absent
POS	Positive / Present
PQL	Practical Quantitation Limit
PRES	Presumptive
QC	Quality Control
RER	Relative Error Ratio (Radiochemistry)
RL	Reporting Limit or Requested Limit (Radiochemistry)
RPD	Relative Percent Difference, a measure of the relative difference between two points
TEF	Toxicity Equivalent Factor (Dioxin)
TEQ	Toxicity Equivalent Quotient (Dioxin)
TNTC	Too Numerous To Count

REASONABLE CONFIDENCE PROTOCOL

LABORATORY ANALYSIS QA/QC CERTIFICATION FORM

Laboratory Name:TestAmerica Edison ***Client:*** ***Tighe & Bond***
Project Location: Rockville River ***Project Number:***

Laboratory Sample ID(s):460-221363-[1-7] ***Sampling Date(s):10/21/20***

List RCP Methods Used (e.g., 8260, 8270, et cetera): 6020/7470/7471/8270/CTETPH

1	For each analytical method referenced in this laboratory report package, were all specified QA/QC performance criteria followed, including the requirement to explain any criteria falling outside of acceptable guidelines, as specified in the CTDEP method-specific Reasonable Confidence Protocol documents?	☒Yes ☐ No
1A	Were the method specified preservation and holding time requirements met?	☒Yes ☐ No
1B	***VPH and EPH Methods only***: Was the VPH or EPH method conducted without significant modifications (see Section 11.3 of respective RCP methods)	☐Yes ☐ No ☒N/A
2	Were all samples received by the laboratory in a condition consistent with that described on the associated chain-of-custody document(s)?	☒Yes ☐ No
3	Were samples received at an appropriate temperature (<6° C°)?	☒Yes ☐ No ☐N/A
4	Were all QA/QC performance criteria specified in the CTDEP Reasonable Confidence Protocol documents achieved?	☐Yes ☒ No
5	a) Were reporting limits specified or referenced on the chain-of-custody? b) Were these reporting limits met?	☒Yes ☐ No ☒Yes ☐ No
6	For each analytical method referenced in this laboratory report package, were results reported for all constituents identified in the method-specific analyte lists presented in the Reasonable Confidence Protocol documents?	☐Yes ☒ No
7	Are project-specific matrix spikes and laboratory duplicates included in this data set?	☐Yes ☒ No

Notes: For all questions to which the response was "No" (with the exception of question #7), additional information must be provided in an attached narrative. If the answer to question #1, #1A, or #1B is "No", the data package does not meet the requirements for "Reasonable Confidence." This form may not be altered and all questions must be answered.

I, the undersigned, attest under the pains and penalties of perjury that, to the best of my knowledge and belief and based upon my personal inquiry of those responsible for providing the information contained in this analytical report, such information is accurate and complete.

Authorized Signature: Steve Hartmann **Position:** **Service Center Manager**

Printed Name: **Steve Hartmann** **Date:** **11/6/20**

Name of Laboratory: **TestAmerica Laboratories, Inc.**

This certification form is to be used for RCP methods only.

Case Narrative

Client: Tighe & Bond
Project/Site: Rockville River Eco Risk, CT

Job ID: 460-221363-1

Job ID: 460-221363-1

Laboratory: Eurofins TestAmerica, Edison

Narrative

Job Narrative
460-221363-1

Comments
No additional comments.

Receipt
The samples were received on 10/24/2020 10:30 AM; the samples arrived in good condition, and where required, properly preserved and on ice. The temperature of the cooler at receipt was 0.5º C.

GC/MS Semi VOA
Method 8270D LL: The following sample was diluted to bring the concentration of target analytes within the calibration range: SED-105 (460-221363-5). Elevated reporting limits (RLs) are provided.

Method 8270D LL: The following samples were diluted due to the nature of the sample matrix: SED-101 (460-221363-1), SED-102 (460-221363-2) and SED-103 (460-221363-3). As such, surrogate recoveries are below the calibration range or are not reported, and elevated reporting limits (RLs) are provided.

Method 8270: The surrogate recovery for the blank associated with preparation batch 460-734846 and analytical batch 460-734984 was outside the upper control limits.

Method 8270: The following laboratory control sample duplicate (LCSD) associated with batch 460-734846 contained one acid/base surrogate outside acceptance limits:(LCSD 460-734846/3-A). The laboratory's SOP allows one acid and/or one base surrogate to be outside acceptance limits; therefore, re-extraction/re-analysis was not performed. These results have been reported and qualified.

Method 8270: Six surrogates are used for this analysis. The laboratory's SOP allows one acid and one base of these surrogates to be outside acceptance criteria without performing re-extraction/re-analysis. The following sample contained an allowable number of surrogate compounds outside limits: SW-101 (460-221363-7). These results have been reported and qualified.

Method 8270: At the request of the client, an abbreviated RCP analyte list was reported for this job.

No additional analytical or quality issues were noted, other than those described above or in the Definitions/Glossary page.

GC Semi VOA
Method CT ETPH: The following samples were diluted to bring the concentration of target analytes within the calibration range: SED-101 (460-221363-1), SED-102 (460-221363-2), SED-103 (460-221363-3), SED-104 (460-221363-4) and SED-105 (460-221363-5) at 10.0, 10.0, 10.0, 10.0 and 10.0. Elevated reporting limits (RLs) are provided.

No additional analytical or quality issues were noted, other than those described above or in the Definitions/Glossary page.

Metals
No analytical or quality issues were noted, other than those described in the Definitions/Glossary page.

Field Service / Mobile Lab
No analytical or quality issues were noted, other than those described in the Definitions/Glossary page.

General Chemistry
No analytical or quality issues were noted, other than those described in the Definitions/Glossary page.

Geotechnical
No analytical or quality issues were noted, other than those described in the Definitions/Glossary page.

Organic Prep
No analytical or quality issues were noted, other than those described in the Definitions/Glossary page.

Detection Summary

Client: Tighe & Bond
Project/Site: Rockville River Eco Risk, CT

Job ID: 460-221363-1

Client Sample ID: SED-101 — Lab Sample ID: 460-221363-1

Analyte	Result	Qualifier	RL	MDL	Unit	Dil Fac	D	Method	Prep Type
Benzo[a]anthracene	2300		170	78	ug/Kg	40	☼	EPA 8270D LL	Total/NA
Anthracene	790		170	45	ug/Kg	40	☼	EPA 8270D LL	Total/NA
Benzo[a]pyrene	2100		170	75	ug/Kg	40	☼	EPA 8270D LL	Total/NA
Chrysene	2300		170	96	ug/Kg	40	☼	EPA 8270D LL	Total/NA
Naphthalene	65	J	170	34	ug/Kg	40	☼	EPA 8270D LL	Total/NA
Phenanthrene	2600		170	46	ug/Kg	40	☼	EPA 8270D LL	Total/NA
Pyrene	4700		170	41	ug/Kg	40	☼	EPA 8270D LL	Total/NA
Acenaphthylene	890		170	38	ug/Kg	40	☼	EPA 8270D LL	Total/NA
Acenaphthene	120	J	170	50	ug/Kg	40	☼	EPA 8270D LL	Total/NA
Fluorene	250		170	34	ug/Kg	40	☼	EPA 8270D LL	Total/NA
Fluoranthene	5100		170	46	ug/Kg	40	☼	EPA 8270D LL	Total/NA
Benzo[b]fluoranthene	2500		170	43	ug/Kg	40	☼	EPA 8270D LL	Total/NA
Benzo[k]fluoranthene	810		170	52	ug/Kg	40	☼	EPA 8270D LL	Total/NA
Benzo[g,h,i]perylene	1700		170	37	ug/Kg	40	☼	EPA 8270D LL	Total/NA
Indeno[1,2,3-cd]pyrene	1500		170	86	ug/Kg	40	☼	EPA 8270D LL	Total/NA
Dibenz(a,h)anthracene	510		170	110	ug/Kg	40	☼	EPA 8270D LL	Total/NA
2-Methylnaphthalene	47	J	170	41	ug/Kg	40	☼	EPA 8270D LL	Total/NA
C9-C36	850		64	4.9	mg/Kg	10	☼	CT ETPH	Total/NA
Barium	26		2.5	2.5	mg/Kg	1	☼	6020	Total/NA
Chromium	7.8		2.5	2.5	mg/Kg	1	☼	6020	Total/NA
Copper	16		2.5	2.5	mg/Kg	1	☼	6020	Total/NA
Lead	26		0.75	0.75	mg/Kg	1	☼	6020	Total/NA
Nickel	6.5		2.5	2.5	mg/Kg	1	☼	6020	Total/NA
Vanadium	18		2.5	2.5	mg/Kg	1	☼	6020	Total/NA
Zinc	56		10	10	mg/Kg	1	☼	6020	Total/NA
TOC Result 1	7400		130	100	mg/Kg	1	☼	Lloyd Kahn	Total/NA
Gravel	2.4				%	1		D422	Total/NA
Sieve Size 3 inch - Percent Finer	100.0				% Passing	1		D422	Total/NA
Sand	95.4				%	1		D422	Total/NA
Sieve Size 2 inch - Percent Finer	100.0				% Passing	1		D422	Total/NA
Coarse Sand	4.9				%	1		D422	Total/NA
Sieve Size 1.5 inch - Percent Finer	100.0				% Passing	1		D422	Total/NA
Medium Sand	59.3				%	1		D422	Total/NA
Sieve Size 1 inch - Percent Finer	100.0				% Passing	1		D422	Total/NA
Fine Sand	31.2				%	1		D422	Total/NA
Sieve Size 0.75 inch - Percent Finer	100.0				% Passing	1		D422	Total/NA
Sieve Size 0.375 inch - Percent Finer	100.0				% Passing	1		D422	Total/NA
Silt	1.2				%	1		D422	Total/NA
Clay	1.0				%	1		D422	Total/NA
Sieve Size #4 - Percent Finer	97.6				% Passing	1		D422	Total/NA
Sieve Size #10 - Percent Finer	92.7				% Passing	1		D422	Total/NA
Sieve Size #20 - Percent Finer	71.1				% Passing	1		D422	Total/NA
Sieve Size #40 - Percent Finer	33.4				% Passing	1		D422	Total/NA
Sieve Size #60 - Percent Finer	13.1				% Passing	1		D422	Total/NA
Sieve Size #80 - Percent Finer	7.6				% Passing	1		D422	Total/NA
Sieve Size #100 - Percent Finer	4.9				% Passing	1		D422	Total/NA
Sieve Size #200 - Percent Finer	2.2				% Passing	1		D422	Total/NA
Hydrometer Reading 1 - Percent Finer	2.4				% Passing	1		D422	Total/NA
Hydrometer Reading 2 - Percent Finer	2.0				% Passing	1		D422	Total/NA
Hydrometer Reading 3 - Percent Finer	1.5				% Passing	1		D422	Total/NA
Hydrometer Reading 4 - Percent Finer	1.5				% Passing	1		D422	Total/NA

This Detection Summary does not include radiochemical test results.

Detection Summary

Client: Tighe & Bond
Project/Site: Rockville River Eco Risk, CT

Job ID: 460-221363-1

Client Sample ID: SED-101 (Continued)

Lab Sample ID: 460-221363-1

Analyte	Result	Qualifier	NONE	NONE	Unit	Dil Fac	D	Method	Prep Type
Hydrometer Reading 5 - Percent Finer	1.0				% Passing	1		D422	Total/NA
Hydrometer Reading 6 - Percent Finer	0.5				% Passing	1		D422	Total/NA
Hydrometer Reading 7 - Percent Finer	0.5				% Passing	1		D422	Total/NA

Client Sample ID: SED-102

Lab Sample ID: 460-221363-2

Analyte	Result	Qualifier	RL	MDL	Unit	Dil Fac	D	Method	Prep Type
Benzo[a]anthracene	1600		170	76	ug/Kg	40	☼	EPA 8270D LL	Total/NA
Anthracene	730		170	43	ug/Kg	40	☼	EPA 8270D LL	Total/NA
Benzo[a]pyrene	1400		170	73	ug/Kg	40	☼	EPA 8270D LL	Total/NA
Chrysene	1500		170	93	ug/Kg	40	☼	EPA 8270D LL	Total/NA
Naphthalene	96	J	170	33	ug/Kg	40	☼	EPA 8270D LL	Total/NA
Phenanthrene	3300		170	45	ug/Kg	40	☼	EPA 8270D LL	Total/NA
Pyrene	3800		170	40	ug/Kg	40	☼	EPA 8270D LL	Total/NA
Acenaphthylene	570		170	37	ug/Kg	40	☼	EPA 8270D LL	Total/NA
Acenaphthene	130	J	170	48	ug/Kg	40	☼	EPA 8270D LL	Total/NA
Fluorene	340		170	33	ug/Kg	40	☼	EPA 8270D LL	Total/NA
Fluoranthene	3900		170	44	ug/Kg	40	☼	EPA 8270D LL	Total/NA
Benzo[b]fluoranthene	1600		170	41	ug/Kg	40	☼	EPA 8270D LL	Total/NA
Benzo[k]fluoranthene	410		170	50	ug/Kg	40	☼	EPA 8270D LL	Total/NA
Benzo[g,h,i]perylene	1200		170	36	ug/Kg	40	☼	EPA 8270D LL	Total/NA
Indeno[1,2,3-cd]pyrene	1000		170	83	ug/Kg	40	☼	EPA 8270D LL	Total/NA
Dibenz(a,h)anthracene	370		170	110	ug/Kg	40	☼	EPA 8270D LL	Total/NA
2-Methylnaphthalene	56	J	170	40	ug/Kg	40	☼	EPA 8270D LL	Total/NA
C9-C36	350		62	4.7	mg/Kg	10	☼	CT ETPH	Total/NA
Barium	20		2.4	2.4	mg/Kg	1	☼	6020	Total/NA
Chromium	18		2.4	2.4	mg/Kg	1	☼	6020	Total/NA
Copper	19		2.4	2.4	mg/Kg	1	☼	6020	Total/NA
Lead	57		0.73	0.73	mg/Kg	1	☼	6020	Total/NA
Nickel	7.2		2.4	2.4	mg/Kg	1	☼	6020	Total/NA
Vanadium	27		2.4	2.4	mg/Kg	1	☼	6020	Total/NA
Zinc	150		9.7	9.7	mg/Kg	1	☼	6020	Total/NA
Gravel	71.1				%	1		D422	Total/NA
Sieve Size 3 inch - Percent Finer	100.0				% Passing	1		D422	Total/NA
Sand	26.5				%	1		D422	Total/NA
Sieve Size 2 inch - Percent Finer	100.0				% Passing	1		D422	Total/NA
Coarse Sand	14.1				%	1		D422	Total/NA
Sieve Size 1.5 inch - Percent Finer	100.0				% Passing	1		D422	Total/NA
Medium Sand	10.7				%	1		D422	Total/NA
Sieve Size 1 inch - Percent Finer	100.0				% Passing	1		D422	Total/NA
Fine Sand	1.7				%	1		D422	Total/NA
Sieve Size 0.75 inch - Percent Finer	72.3				% Passing	1		D422	Total/NA
Sieve Size 0.375 inch - Percent Finer	47.2				% Passing	1		D422	Total/NA
Silt	1.7				%	1		D422	Total/NA
Clay	0.7				%	1		D422	Total/NA
Sieve Size #4 - Percent Finer	28.9				% Passing	1		D422	Total/NA
Sieve Size #10 - Percent Finer	14.8				% Passing	1		D422	Total/NA
Sieve Size #20 - Percent Finer	7.5				% Passing	1		D422	Total/NA
Sieve Size #40 - Percent Finer	4.1				% Passing	1		D422	Total/NA
Sieve Size #60 - Percent Finer	3.0				% Passing	1		D422	Total/NA
Sieve Size #80 - Percent Finer	2.8				% Passing	1		D422	Total/NA

This Detection Summary does not include radiochemical test results.

Detection Summary

Client: Tighe & Bond
Project/Site: Rockville River Eco Risk, CT

Job ID: 460-221363-1

Client Sample ID: SED-102 (Continued) — Lab Sample ID: 460-221363-2

Analyte	Result	Qualifier	NONE	NONE	Unit	Dil Fac	D	Method	Prep Type
Sieve Size #100 - Percent Finer	2.6				% Passing	1		D422	Total/NA
Sieve Size #200 - Percent Finer	2.4				% Passing	1		D422	Total/NA
Hydrometer Reading 1 - Percent Finer	1				% Passing	1		D422	Total/NA
Hydrometer Reading 2 - Percent Finer	0.7				% Passing	1		D422	Total/NA
Hydrometer Reading 3 - Percent Finer	0.7				% Passing	1		D422	Total/NA
Hydrometer Reading 4 - Percent Finer	0.7				% Passing	1		D422	Total/NA
Hydrometer Reading 5 - Percent Finer	0.7				% Passing	1		D422	Total/NA
Hydrometer Reading 6 - Percent Finer	0.4				% Passing	1		D422	Total/NA
Hydrometer Reading 7 - Percent Finer	0.4				% Passing	1		D422	Total/NA

Client Sample ID: SED-103 — Lab Sample ID: 460-221363-3

Analyte	Result	Qualifier	RL	MDL	Unit	Dil Fac	D	Method	Prep Type
Benzo[a]anthracene	1600		170	77	ug/Kg	40	☼	EPA 8270D LL	Total/NA
Anthracene	660		170	44	ug/Kg	40	☼	EPA 8270D LL	Total/NA
Benzo[a]pyrene	1300		170	74	ug/Kg	40	☼	EPA 8270D LL	Total/NA
Chrysene	1500		170	94	ug/Kg	40	☼	EPA 8270D LL	Total/NA
Naphthalene	47	J	170	33	ug/Kg	40	☼	EPA 8270D LL	Total/NA
Phenanthrene	2600		170	46	ug/Kg	40	☼	EPA 8270D LL	Total/NA
Pyrene	3300		170	40	ug/Kg	40	☼	EPA 8270D LL	Total/NA
Acenaphthylene	450		170	37	ug/Kg	40	☼	EPA 8270D LL	Total/NA
Acenaphthene	150	J	170	49	ug/Kg	40	☼	EPA 8270D LL	Total/NA
Fluorene	250		170	33	ug/Kg	40	☼	EPA 8270D LL	Total/NA
Fluoranthene	3700		170	45	ug/Kg	40	☼	EPA 8270D LL	Total/NA
Benzo[b]fluoranthene	1500		170	42	ug/Kg	40	☼	EPA 8270D LL	Total/NA
Benzo[k]fluoranthene	580		170	51	ug/Kg	40	☼	EPA 8270D LL	Total/NA
Benzo[g,h,i]perylene	950		170	37	ug/Kg	40	☼	EPA 8270D LL	Total/NA
Indeno[1,2,3-cd]pyrene	880		170	85	ug/Kg	40	☼	EPA 8270D LL	Total/NA
Dibenz(a,h)anthracene	360		170	110	ug/Kg	40	☼	EPA 8270D LL	Total/NA
2-Methylnaphthalene	44	J	170	41	ug/Kg	40	☼	EPA 8270D LL	Total/NA
C9-C36	660		63	4.8	mg/Kg	10	☼	CT ETPH	Total/NA
Arsenic	1.2		1.2	1.2	mg/Kg	1	☼	6020	Total/NA
Barium	26		2.4	2.4	mg/Kg	1	☼	6020	Total/NA
Chromium	8.2		2.4	2.4	mg/Kg	1	☼	6020	Total/NA
Copper	24		2.4	2.4	mg/Kg	1	☼	6020	Total/NA
Lead	54		0.71	0.71	mg/Kg	1	☼	6020	Total/NA
Nickel	7.0		2.4	2.4	mg/Kg	1	☼	6020	Total/NA
Vanadium	35		2.4	2.4	mg/Kg	1	☼	6020	Total/NA
Zinc	75		9.5	9.5	mg/Kg	1	☼	6020	Total/NA
TOC Result 1	2100		130	100	mg/Kg	1	☼	Lloyd Kahn	Total/NA
Gravel	25.7				%	1		D422	Total/NA
Sieve Size 3 inch - Percent Finer	100.0				% Passing	1		D422	Total/NA
Sand	66.2				%	1		D422	Total/NA
Sieve Size 2 inch - Percent Finer	100.0				% Passing	1		D422	Total/NA
Coarse Sand	14.0				%	1		D422	Total/NA
Sieve Size 1.5 inch - Percent Finer	100.0				% Passing	1		D422	Total/NA
Medium Sand	39.9				%	1		D422	Total/NA
Sieve Size 1 inch - Percent Finer	100.0				% Passing	1		D422	Total/NA
Fine Sand	12.3				%	1		D422	Total/NA
Sieve Size 0.75 inch - Percent Finer	100.0				% Passing	1		D422	Total/NA
Sieve Size 0.375 inch - Percent Finer	88.1				% Passing	1		D422	Total/NA

This Detection Summary does not include radiochemical test results.

Detection Summary

Client: Tighe & Bond
Project/Site: Rockville River Eco Risk, CT

Job ID: 460-221363-1

Client Sample ID: SED-103 (Continued) — Lab Sample ID: 460-221363-3

Analyte	Result	Qualifier	NONE	NONE	Unit	Dil Fac	D	Method	Prep Type
Silt	7.7				%	1		D422	Total/NA
Clay	0.4				%	1		D422	Total/NA
Sieve Size #4 - Percent Finer	74.3				% Passing	1		D422	Total/NA
Sieve Size #10 - Percent Finer	60.3				% Passing	1		D422	Total/NA
Sieve Size #20 - Percent Finer	44.4				% Passing	1		D422	Total/NA
Sieve Size #40 - Percent Finer	20.4				% Passing	1		D422	Total/NA
Sieve Size #60 - Percent Finer	11.1				% Passing	1		D422	Total/NA
Sieve Size #80 - Percent Finer	9.5				% Passing	1		D422	Total/NA
Sieve Size #100 - Percent Finer	8.8				% Passing	1		D422	Total/NA
Sieve Size #200 - Percent Finer	8.1				% Passing	1		D422	Total/NA
Hydrometer Reading 1 - Percent Finer	1.4				% Passing	1		D422	Total/NA
Hydrometer Reading 2 - Percent Finer	1.1				% Passing	1		D422	Total/NA
Hydrometer Reading 3 - Percent Finer	0.7				% Passing	1		D422	Total/NA
Hydrometer Reading 4 - Percent Finer	0.7				% Passing	1		D422	Total/NA
Hydrometer Reading 5 - Percent Finer	0.4				% Passing	1		D422	Total/NA
Hydrometer Reading 6 - Percent Finer	0.4				% Passing	1		D422	Total/NA
Hydrometer Reading 7 - Percent Finer	0.4				% Passing	1		D422	Total/NA

Client Sample ID: SED-104 — Lab Sample ID: 460-221363-4

Analyte	Result	Qualifier	RL	MDL	Unit	Dil Fac	D	Method	Prep Type
Benzo[a]anthracene	890		60	27	ug/Kg	15	☼	EPA 8270D LL	Total/NA
Anthracene	320		60	16	ug/Kg	15	☼	EPA 8270D LL	Total/NA
Benzo[a]pyrene	760		60	26	ug/Kg	15	☼	EPA 8270D LL	Total/NA
Chrysene	870		60	33	ug/Kg	15	☼	EPA 8270D LL	Total/NA
Naphthalene	34	J	60	12	ug/Kg	15	☼	EPA 8270D LL	Total/NA
Phenanthrene	1300		60	16	ug/Kg	15	☼	EPA 8270D LL	Total/NA
Pyrene	1900		60	14	ug/Kg	15	☼	EPA 8270D LL	Total/NA
Acenaphthylene	260		60	13	ug/Kg	15	☼	EPA 8270D LL	Total/NA
Acenaphthene	60		60	17	ug/Kg	15	☼	EPA 8270D LL	Total/NA
Fluorene	120		60	12	ug/Kg	15	☼	EPA 8270D LL	Total/NA
Fluoranthene	2000		60	16	ug/Kg	15	☼	EPA 8270D LL	Total/NA
Benzo[b]fluoranthene	940		60	15	ug/Kg	15	☼	EPA 8270D LL	Total/NA
Benzo[k]fluoranthene	330		60	18	ug/Kg	15	☼	EPA 8270D LL	Total/NA
Benzo[g,h,i]perylene	530		60	13	ug/Kg	15	☼	EPA 8270D LL	Total/NA
Indeno[1,2,3-cd]pyrene	510		60	30	ug/Kg	15	☼	EPA 8270D LL	Total/NA
Dibenz(a,h)anthracene	170		60	38	ug/Kg	15	☼	EPA 8270D LL	Total/NA
2-Methylnaphthalene	25	J	60	14	ug/Kg	15	☼	EPA 8270D LL	Total/NA
C9-C36	890		60	4.6	mg/Kg	10	☼	CT ETPH	Total/NA
Arsenic	1.4		1.2	1.2	mg/Kg	1	☼	6020	Total/NA
Barium	24		2.4	2.4	mg/Kg	1	☼	6020	Total/NA
Chromium	7.6		2.4	2.4	mg/Kg	1	☼	6020	Total/NA
Copper	20		2.4	2.4	mg/Kg	1	☼	6020	Total/NA
Lead	26		0.71	0.71	mg/Kg	1	☼	6020	Total/NA
Nickel	6.8		2.4	2.4	mg/Kg	1	☼	6020	Total/NA
Vanadium	23		2.4	2.4	mg/Kg	1	☼	6020	Total/NA
Zinc	43		9.4	9.4	mg/Kg	1	☼	6020	Total/NA
TOC Result 1	1300		120	98	mg/Kg	1	☼	Lloyd Kahn	Total/NA
Gravel	34.1				%	1		D422	Total/NA
Sieve Size 3 inch - Percent Finer	100.0				% Passing	1		D422	Total/NA
Sand	57.2				%	1		D422	Total/NA

This Detection Summary does not include radiochemical test results.

Detection Summary

Client: Tighe & Bond
Project/Site: Rockville River Eco Risk, CT

Job ID: 460-221363-1

Client Sample ID: SED-104 (Continued) — Lab Sample ID: 460-221363-4

Analyte	Result	Qualifier	NONE	NONE	Unit	Dil Fac	D	Method	Prep Type
Sieve Size 2 inch - Percent Finer	100.0				% Passing	1		D422	Total/NA
Coarse Sand	12.5				%	1		D422	Total/NA
Sieve Size 1.5 inch - Percent Finer	100.0				% Passing	1		D422	Total/NA
Medium Sand	36.4				%	1		D422	Total/NA
Sieve Size 1 inch - Percent Finer	100.0				% Passing	1		D422	Total/NA
Fine Sand	8.3				%	1		D422	Total/NA
Sieve Size 0.75 inch - Percent Finer	100.0				% Passing	1		D422	Total/NA
Sieve Size 0.375 inch - Percent Finer	76.6				% Passing	1		D422	Total/NA
Silt	8.3				%	1		D422	Total/NA
Clay	0.4				%	1		D422	Total/NA
Sieve Size #4 - Percent Finer	65.9				% Passing	1		D422	Total/NA
Sieve Size #10 - Percent Finer	53.4				% Passing	1		D422	Total/NA
Sieve Size #20 - Percent Finer	37.2				% Passing	1		D422	Total/NA
Sieve Size #40 - Percent Finer	17.0				% Passing	1		D422	Total/NA
Sieve Size #60 - Percent Finer	10.2				% Passing	1		D422	Total/NA
Sieve Size #80 - Percent Finer	9.3				% Passing	1		D422	Total/NA
Sieve Size #100 - Percent Finer	9.0				% Passing	1		D422	Total/NA
Sieve Size #200 - Percent Finer	8.7				% Passing	1		D422	Total/NA
Hydrometer Reading 1 - Percent Finer	1				% Passing	1		D422	Total/NA
Hydrometer Reading 2 - Percent Finer	0.7				% Passing	1		D422	Total/NA
Hydrometer Reading 3 - Percent Finer	0.7				% Passing	1		D422	Total/NA
Hydrometer Reading 4 - Percent Finer	0.7				% Passing	1		D422	Total/NA
Hydrometer Reading 5 - Percent Finer	0.4				% Passing	1		D422	Total/NA
Hydrometer Reading 6 - Percent Finer	0.4				% Passing	1		D422	Total/NA
Hydrometer Reading 7 - Percent Finer	0.4				% Passing	1		D422	Total/NA

Client Sample ID: SED-105 — Lab Sample ID: 460-221363-5

Analyte	Result	Qualifier	RL	MDL	Unit	Dil Fac	D	Method	Prep Type
Benzo[a]anthracene	1400		60	27	ug/Kg	15	☼	EPA 8270D LL	Total/NA
Anthracene	470		60	15	ug/Kg	15	☼	EPA 8270D LL	Total/NA
Benzo[a]pyrene	1100		60	26	ug/Kg	15	☼	EPA 8270D LL	Total/NA
Chrysene	1200		60	33	ug/Kg	15	☼	EPA 8270D LL	Total/NA
Naphthalene	430		60	12	ug/Kg	15	☼	EPA 8270D LL	Total/NA
Phenanthrene	1700		60	16	ug/Kg	15	☼	EPA 8270D LL	Total/NA
Pyrene	2500		60	14	ug/Kg	15	☼	EPA 8270D LL	Total/NA
Acenaphthylene	410		60	13	ug/Kg	15	☼	EPA 8270D LL	Total/NA
Acenaphthene	83		60	17	ug/Kg	15	☼	EPA 8270D LL	Total/NA
Fluorene	160		60	12	ug/Kg	15	☼	EPA 8270D LL	Total/NA
Fluoranthene	2800		60	16	ug/Kg	15	☼	EPA 8270D LL	Total/NA
Benzo[b]fluoranthene	1300		60	15	ug/Kg	15	☼	EPA 8270D LL	Total/NA
Benzo[k]fluoranthene	490		60	18	ug/Kg	15	☼	EPA 8270D LL	Total/NA
Benzo[g,h,i]perylene	780		60	13	ug/Kg	15	☼	EPA 8270D LL	Total/NA
Indeno[1,2,3-cd]pyrene	710		60	29	ug/Kg	15	☼	EPA 8270D LL	Total/NA
Dibenz(a,h)anthracene	250		60	38	ug/Kg	15	☼	EPA 8270D LL	Total/NA
2-Methylnaphthalene	91		60	14	ug/Kg	15	☼	EPA 8270D LL	Total/NA
C9-C36	480		60	4.6	mg/Kg	10	☼	CT ETPH	Total/NA
Barium	26		2.3	2.3	mg/Kg	1	☼	6020	Total/NA
Chromium	8.2		2.3	2.3	mg/Kg	1	☼	6020	Total/NA
Copper	16		2.3	2.3	mg/Kg	1	☼	6020	Total/NA
Lead	33		0.69	0.69	mg/Kg	1	☼	6020	Total/NA

This Detection Summary does not include radiochemical test results.

Detection Summary

Client: Tighe & Bond
Project/Site: Rockville River Eco Risk, CT

Job ID: 460-221363-1

Client Sample ID: SED-105 (Continued) — Lab Sample ID: 460-221363-5

Analyte	Result	Qualifier	RL	RL	Unit	Dil Fac	D	Method	Prep Type
Nickel	7.6		2.3	2.3	mg/Kg	1	☼	6020	Total/NA
Vanadium	22		2.3	2.3	mg/Kg	1	☼	6020	Total/NA
Zinc	54		9.2	9.2	mg/Kg	1	☼	6020	Total/NA
TOC Result 1	3100		120	98	mg/Kg	1	☼	Lloyd Kahn	Total/NA
Gravel	17.2				%	1		D422	Total/NA
Sieve Size 3 inch - Percent Finer	100.0				% Passing	1		D422	Total/NA
Sand	71.1				%	1		D422	Total/NA
Sieve Size 2 inch - Percent Finer	100.0				% Passing	1		D422	Total/NA
Coarse Sand	22.7				%	1		D422	Total/NA
Sieve Size 1.5 inch - Percent Finer	100.0				% Passing	1		D422	Total/NA
Medium Sand	39.1				%	1		D422	Total/NA
Sieve Size 1 inch - Percent Finer	100.0				% Passing	1		D422	Total/NA
Fine Sand	9.3				%	1		D422	Total/NA
Sieve Size 0.75 inch - Percent Finer	100.0				% Passing	1		D422	Total/NA
Sieve Size 0.375 inch - Percent Finer	90.8				% Passing	1		D422	Total/NA
Silt	11.4				%	1		D422	Total/NA
Clay	0.3				%	1		D422	Total/NA
Sieve Size #4 - Percent Finer	82.8				% Passing	1		D422	Total/NA
Sieve Size #10 - Percent Finer	60.1				% Passing	1		D422	Total/NA
Sieve Size #20 - Percent Finer	39.4				% Passing	1		D422	Total/NA
Sieve Size #40 - Percent Finer	21.0				% Passing	1		D422	Total/NA
Sieve Size #60 - Percent Finer	14.3				% Passing	1		D422	Total/NA
Sieve Size #80 - Percent Finer	13.0				% Passing	1		D422	Total/NA
Sieve Size #100 - Percent Finer	12.4				% Passing	1		D422	Total/NA
Sieve Size #200 - Percent Finer	11.7				% Passing	1		D422	Total/NA
Hydrometer Reading 1 - Percent Finer	0.6				% Passing	1		D422	Total/NA
Hydrometer Reading 2 - Percent Finer	0.6				% Passing	1		D422	Total/NA
Hydrometer Reading 3 - Percent Finer	0.3				% Passing	1		D422	Total/NA
Hydrometer Reading 4 - Percent Finer	0.3				% Passing	1		D422	Total/NA
Hydrometer Reading 5 - Percent Finer	0.3				% Passing	1		D422	Total/NA
Hydrometer Reading 6 - Percent Finer	0.3				% Passing	1		D422	Total/NA
Hydrometer Reading 7 - Percent Finer	0.3				% Passing	1		D422	Total/NA

Client Sample ID: SW-100 — Lab Sample ID: 460-221363-6

Analyte	Result	Qualifier	RL	RL	Unit	Dil Fac	D	Method	Prep Type
Barium	51		4.0	4.0	ug/L	1		6020	Total/NA
Barium	54		4.0	4.0	ug/L	1		6020	Dissolved
Hardness as calcium carbonate	58		5.0	5.0	mg/L	1		SM 2340C	Total/NA

Client Sample ID: SW-101 — Lab Sample ID: 460-221363-7

Analyte	Result	Qualifier	RL	RL	Unit	Dil Fac	D	Method	Prep Type
Barium	58		4.0	4.0	ug/L	1		6020	Total/NA
Barium	53		4.0	4.0	ug/L	1		6020	Dissolved
Hardness as calcium carbonate	58		5.0	5.0	mg/L	1		SM 2340C	Total/NA

This Detection Summary does not include radiochemical test results.

Client Sample Results

Client: Tighe & Bond
Project/Site: Rockville River Eco Risk, CT

Job ID: 460-221363-1

Client Sample ID: SED-101

Date Collected: 10/21/20 12:50
Date Received: 10/24/20 10:30

Lab Sample ID: 460-221363-1

Matrix: Solid
Percent Solids: 77.9

Method: EPA 8270D LL - Semivolatile Organic Compounds by GC/MS - Low Level

Analyte	Result	Qualifier	RL	MDL	Unit	D	Prepared	Analyzed	Dil Fac
Benzo[a]anthracene	2300		170	78	ug/Kg	☼	10/30/20 11:09	11/02/20 21:37	40
Anthracene	790		170	45	ug/Kg	☼	10/30/20 11:09	11/02/20 21:37	40
Benzo[a]pyrene	2100		170	75	ug/Kg	☼	10/30/20 11:09	11/02/20 21:37	40
Chrysene	2300		170	96	ug/Kg	☼	10/30/20 11:09	11/02/20 21:37	40
Naphthalene	65	J	170	34	ug/Kg	☼	10/30/20 11:09	11/02/20 21:37	40
Phenanthrene	2600		170	46	ug/Kg	☼	10/30/20 11:09	11/02/20 21:37	40
Pyrene	4700		170	41	ug/Kg	☼	10/30/20 11:09	11/02/20 21:37	40
Acenaphthylene	890		170	38	ug/Kg	☼	10/30/20 11:09	11/02/20 21:37	40
Acenaphthene	120	J	170	50	ug/Kg	☼	10/30/20 11:09	11/02/20 21:37	40
Fluorene	250		170	34	ug/Kg	☼	10/30/20 11:09	11/02/20 21:37	40
Fluoranthene	5100		170	46	ug/Kg	☼	10/30/20 11:09	11/02/20 21:37	40
Benzo[b]fluoranthene	2500		170	43	ug/Kg	☼	10/30/20 11:09	11/02/20 21:37	40
Benzo[k]fluoranthene	810		170	52	ug/Kg	☼	10/30/20 11:09	11/02/20 21:37	40
Benzo[g,h,i]perylene	1700		170	37	ug/Kg	☼	10/30/20 11:09	11/02/20 21:37	40
Indeno[1,2,3-cd]pyrene	1500		170	86	ug/Kg	☼	10/30/20 11:09	11/02/20 21:37	40
Dibenz(a,h)anthracene	510		170	110	ug/Kg	☼	10/30/20 11:09	11/02/20 21:37	40
2-Methylnaphthalene	47	J	170	41	ug/Kg	☼	10/30/20 11:09	11/02/20 21:37	40

Surrogate	*%Recovery*	*Qualifier*	*Limits*	*Prepared*	*Analyzed*	*Dil Fac*
Nitrobenzene-d5 (Surr)	*0*	*X D*	*41 - 112*	*10/30/20 11:09*	*11/02/20 21:37*	*40*
2-Fluorobiphenyl	*0*	*X D*	*37 - 107*	*10/30/20 11:09*	*11/02/20 21:37*	*40*

Method: CT ETPH - Connecticut - Extractable Total petroleum Hydrocarbons (GC)

Analyte	Result	Qualifier	RL	MDL	Unit	D	Prepared	Analyzed	Dil Fac
C9-C36	850		64	4.9	mg/Kg	☼	10/26/20 18:53	10/29/20 17:16	10

Surrogate	*%Recovery*	*Qualifier*	*Limits*	*Prepared*	*Analyzed*	*Dil Fac*
o-Terphenyl	*78*		*50 - 150*	*10/26/20 18:53*	*10/29/20 17:16*	*10*

Method: 6020 - Metals (ICP/MS)

Analyte	Result	Qualifier	RL	RL	Unit	D	Prepared	Analyzed	Dil Fac
Antimony	ND		1.2	1.2	mg/Kg	☼	10/27/20 02:47	10/28/20 15:32	1
Arsenic	ND		1.2	1.2	mg/Kg	☼	10/27/20 02:47	10/28/20 15:32	1
Barium	26		2.5	2.5	mg/Kg	☼	10/27/20 02:47	10/28/20 15:32	1
Beryllium	ND		0.50	0.50	mg/Kg	☼	10/27/20 02:47	10/28/20 15:32	1
Cadmium	ND		1.2	1.2	mg/Kg	☼	10/27/20 02:47	10/28/20 15:32	1
Chromium	7.8		2.5	2.5	mg/Kg	☼	10/27/20 02:47	10/28/20 15:32	1
Copper	16		2.5	2.5	mg/Kg	☼	10/27/20 02:47	10/28/20 15:32	1
Lead	26		0.75	0.75	mg/Kg	☼	10/27/20 02:47	10/28/20 15:32	1
Nickel	6.5		2.5	2.5	mg/Kg	☼	10/27/20 02:47	10/28/20 15:32	1
Selenium	ND		1.6	1.6	mg/Kg	☼	10/27/20 02:47	10/28/20 15:32	1
Silver	ND		1.2	1.2	mg/Kg	☼	10/27/20 02:47	10/28/20 15:32	1
Thallium	ND		0.50	0.50	mg/Kg	☼	10/27/20 02:47	10/28/20 15:32	1
Vanadium	18		2.5	2.5	mg/Kg	☼	10/27/20 02:47	10/28/20 15:32	1
Zinc	56		10	10	mg/Kg	☼	10/27/20 02:47	10/28/20 15:32	1

Method: 7471 - Mercury (CVAA)

Analyte	Result	Qualifier	RL	RL	Unit	D	Prepared	Analyzed	Dil Fac
Mercury	ND		0.020	0.020	mg/Kg	☼	10/28/20 04:26	10/28/20 09:18	1

Client Sample Results

Client: Tighe & Bond
Project/Site: Rockville River Eco Risk, CT

Job ID: 460-221363-1

Client Sample ID: SED-101

Lab Sample ID: 460-221363-1
Date Collected: 10/21/20 12:50
Matrix: Solid
Date Received: 10/24/20 10:30
Percent Solids: 77.9

General Chemistry

Analyte	Result	Qualifier	RL	MDL	Unit	D	Prepared	Analyzed	Dil Fac
TOC Result 1	7400		130	100	mg/Kg	☼		10/28/20 10:34	1

Analyte	Result	Qualifier	RL	RL	Unit	D	Prepared	Analyzed	Dil Fac
Percent Moisture	22.1		1.0	1.0	%			10/27/20 10:30	1
Percent Solids	77.9		1.0	1.0	%			10/27/20 10:30	1

Method: D422 - Grain Size

Analyte	Result	Qualifier	NONE	NONE	Unit	D	Prepared	Analyzed	Dil Fac
Gravel	2.4				%			10/29/20 17:29	1
Sieve Size 3 inch - Percent Finer	100.0				% Passing			10/29/20 17:29	1
Sand	95.4				%			10/29/20 17:29	1
Sieve Size 2 inch - Percent Finer	100.0				% Passing			10/29/20 17:29	1
Coarse Sand	4.9				%			10/29/20 17:29	1
Sieve Size 1.5 inch - Percent Finer	100.0				% Passing			10/29/20 17:29	1
Medium Sand	59.3				%			10/29/20 17:29	1
Sieve Size 1 inch - Percent Finer	100.0				% Passing			10/29/20 17:29	1
Fine Sand	31.2				%			10/29/20 17:29	1
Sieve Size 0.75 inch - Percent Finer	100.0				% Passing			10/29/20 17:29	1
Sieve Size 0.375 inch - Percent Finer	100.0				% Passing			10/29/20 17:29	1
Silt	1.2				%			10/29/20 17:29	1
Clay	1.0				%			10/29/20 17:29	1
Sieve Size #4 - Percent Finer	97.6				% Passing			10/29/20 17:29	1
Sieve Size #10 - Percent Finer	92.7				% Passing			10/29/20 17:29	1
Sieve Size #20 - Percent Finer	71.1				% Passing			10/29/20 17:29	1
Sieve Size #40 - Percent Finer	33.4				% Passing			10/29/20 17:29	1
Sieve Size #60 - Percent Finer	13.1				% Passing			10/29/20 17:29	1
Sieve Size #80 - Percent Finer	7.6				% Passing			10/29/20 17:29	1
Sieve Size #100 - Percent Finer	4.9				% Passing			10/29/20 17:29	1
Sieve Size #200 - Percent Finer	2.2				% Passing			10/29/20 17:29	1
Hydrometer Reading 1 - Percent Finer	2.4				% Passing			10/29/20 17:29	1
Hydrometer Reading 2 - Percent Finer	2.0				% Passing			10/29/20 17:29	1
Hydrometer Reading 3 - Percent Finer	1.5				% Passing			10/29/20 17:29	1
Hydrometer Reading 4 - Percent Finer	1.5				% Passing			10/29/20 17:29	1
Hydrometer Reading 5 - Percent Finer	1.0				% Passing			10/29/20 17:29	1
Hydrometer Reading 6 - Percent Finer	0.5				% Passing			10/29/20 17:29	1
Hydrometer Reading 7 - Percent Finer	0.5				% Passing			10/29/20 17:29	1

Client Sample ID: SED-102

Lab Sample ID: 460-221363-2
Date Collected: 10/21/20 13:15
Matrix: Solid
Date Received: 10/24/20 10:30
Percent Solids: 80.6

Method: EPA 8270D LL - Semivolatile Organic Compounds by GC/MS - Low Level

Analyte	Result	Qualifier	RL	MDL	Unit	D	Prepared	Analyzed	Dil Fac
Benzo[a]anthracene	1600		170	76	ug/Kg	☼	10/30/20 11:09	11/02/20 22:03	40

Client Sample Results

Client: Tighe & Bond
Project/Site: Rockville River Eco Risk, CT

Job ID: 460-221363-1

Client Sample ID: SED-102

Date Collected: 10/21/20 13:15
Date Received: 10/24/20 10:30

Lab Sample ID: 460-221363-2

Matrix: Solid
Percent Solids: 80.6

Method: EPA 8270D LL - Semivolatile Organic Compounds by GC/MS - Low Level (Continued)

Analyte	Result	Qualifier	RL	MDL	Unit	D	Prepared	Analyzed	Dil Fac
Anthracene	730		170	43	ug/Kg	☼	10/30/20 11:09	11/02/20 22:03	40
Benzo[a]pyrene	1400		170	73	ug/Kg	☼	10/30/20 11:09	11/02/20 22:03	40
Chrysene	1500		170	93	ug/Kg	☼	10/30/20 11:09	11/02/20 22:03	40
Naphthalene	96	J	170	33	ug/Kg	☼	10/30/20 11:09	11/02/20 22:03	40
Phenanthrene	3300		170	45	ug/Kg	☼	10/30/20 11:09	11/02/20 22:03	40
Pyrene	3800		170	40	ug/Kg	☼	10/30/20 11:09	11/02/20 22:03	40
Acenaphthylene	570		170	37	ug/Kg	☼	10/30/20 11:09	11/02/20 22:03	40
Acenaphthene	130	J	170	48	ug/Kg	☼	10/30/20 11:09	11/02/20 22:03	40
Fluorene	340		170	33	ug/Kg	☼	10/30/20 11:09	11/02/20 22:03	40
Fluoranthene	3900		170	44	ug/Kg	☼	10/30/20 11:09	11/02/20 22:03	40
Benzo[b]fluoranthene	1600		170	41	ug/Kg	☼	10/30/20 11:09	11/02/20 22:03	40
Benzo[k]fluoranthene	410		170	50	ug/Kg	☼	10/30/20 11:09	11/02/20 22:03	40
Benzo[g,h,i]perylene	1200		170	36	ug/Kg	☼	10/30/20 11:09	11/02/20 22:03	40
Indeno[1,2,3-cd]pyrene	1000		170	83	ug/Kg	☼	10/30/20 11:09	11/02/20 22:03	40
Dibenz(a,h)anthracene	370		170	110	ug/Kg	☼	10/30/20 11:09	11/02/20 22:03	40
2-Methylnaphthalene	56	J	170	40	ug/Kg	☼	10/30/20 11:09	11/02/20 22:03	40

Surrogate	*%Recovery*	*Qualifier*	*Limits*	*Prepared*	*Analyzed*	*Dil Fac*
Nitrobenzene-d5 (Surr)	*0*	*X D*	*41 - 112*	*10/30/20 11:09*	*11/02/20 22:03*	*40*
2-Fluorobiphenyl	*0*	*X D*	*37 - 107*	*10/30/20 11:09*	*11/02/20 22:03*	*40*

Method: CT ETPH - Connecticut - Extractable Total petroleum Hydrocarbons (GC)

Analyte	Result	Qualifier	RL	MDL	Unit	D	Prepared	Analyzed	Dil Fac
C9-C36	350		62	4.7	mg/Kg	☼	10/26/20 18:53	10/29/20 17:30	10

Surrogate	*%Recovery*	*Qualifier*	*Limits*	*Prepared*	*Analyzed*	*Dil Fac*
o-Terphenyl	*80*		*50 - 150*	*10/26/20 18:53*	*10/29/20 17:30*	*10*

Method: 6020 - Metals (ICP/MS)

Analyte	Result	Qualifier	RL	RL	Unit	D	Prepared	Analyzed	Dil Fac
Antimony	ND		1.2	1.2	mg/Kg	☼	10/27/20 02:47	10/28/20 15:39	1
Arsenic	ND		1.2	1.2	mg/Kg	☼	10/27/20 02:47	10/28/20 15:39	1
Barium	20		2.4	2.4	mg/Kg	☼	10/27/20 02:47	10/28/20 15:39	1
Beryllium	ND		0.49	0.49	mg/Kg	☼	10/27/20 02:47	10/28/20 15:39	1
Cadmium	ND		1.2	1.2	mg/Kg	☼	10/27/20 02:47	10/28/20 15:39	1
Chromium	18		2.4	2.4	mg/Kg	☼	10/27/20 02:47	10/28/20 15:39	1
Copper	19		2.4	2.4	mg/Kg	☼	10/27/20 02:47	10/28/20 15:39	1
Lead	57		0.73	0.73	mg/Kg	☼	10/27/20 02:47	10/28/20 15:39	1
Nickel	7.2		2.4	2.4	mg/Kg	☼	10/27/20 02:47	10/28/20 15:39	1
Selenium	ND		1.5	1.5	mg/Kg	☼	10/27/20 02:47	10/28/20 15:39	1
Silver	ND		1.2	1.2	mg/Kg	☼	10/27/20 02:47	10/28/20 15:39	1
Thallium	ND		0.49	0.49	mg/Kg	☼	10/27/20 02:47	10/28/20 15:39	1
Vanadium	27		2.4	2.4	mg/Kg	☼	10/27/20 02:47	10/28/20 15:39	1
Zinc	150		9.7	9.7	mg/Kg	☼	10/27/20 02:47	10/28/20 15:39	1

Method: 7471 - Mercury (CVAA)

Analyte	Result	Qualifier	RL	RL	Unit	D	Prepared	Analyzed	Dil Fac
Mercury	ND		0.019	0.019	mg/Kg	☼	10/28/20 04:26	10/28/20 09:30	1

Client Sample Results

Client: Tighe & Bond
Project/Site: Rockville River Eco Risk, CT

Job ID: 460-221363-1

Client Sample ID: SED-102

Lab Sample ID: 460-221363-2
Date Collected: 10/21/20 13:15
Matrix: Solid
Date Received: 10/24/20 10:30
Percent Solids: 80.6

General Chemistry

Analyte	Result	Qualifier	RL	MDL	Unit	D	Prepared	Analyzed	Dil Fac
TOC Result 1	ND		120	100	mg/Kg	☼		10/28/20 11:11	1
Analyte	**Result**	**Qualifier**	**RL**	**RL**	**Unit**	**D**	**Prepared**	**Analyzed**	**Dil Fac**
Percent Moisture	**19.4**		1.0	1.0	%			10/27/20 10:30	1
Percent Solids	**80.6**		1.0	1.0	%			10/27/20 10:30	1

Method: D422 - Grain Size

Analyte	Result	Qualifier	NONE	NONE	Unit	D	Prepared	Analyzed	Dil Fac
Gravel	**71.1**				%			10/29/20 18:30	1
Sieve Size 3 inch - Percent Finer	**100.0**				% Passing			10/29/20 18:30	1
Sand	**26.5**				%			10/29/20 18:30	1
Sieve Size 2 inch - Percent Finer	**100.0**				% Passing			10/29/20 18:30	1
Coarse Sand	**14.1**				%			10/29/20 18:30	1
Sieve Size 1.5 inch - Percent Finer	**100.0**				% Passing			10/29/20 18:30	1
Medium Sand	**10.7**				%			10/29/20 18:30	1
Sieve Size 1 inch - Percent Finer	**100.0**				% Passing			10/29/20 18:30	1
Fine Sand	**1.7**				%			10/29/20 18:30	1
Sieve Size 0.75 inch - Percent Finer	**72.3**				% Passing			10/29/20 18:30	1
Sieve Size 0.375 inch - Percent Finer	**47.2**				% Passing			10/29/20 18:30	1
Silt	**1.7**				%			10/29/20 18:30	1
Clay	**0.7**				%			10/29/20 18:30	1
Sieve Size #4 - Percent Finer	**28.9**				% Passing			10/29/20 18:30	1
Sieve Size #10 - Percent Finer	**14.8**				% Passing			10/29/20 18:30	1
Sieve Size #20 - Percent Finer	**7.5**				% Passing			10/29/20 18:30	1
Sieve Size #40 - Percent Finer	**4.1**				% Passing			10/29/20 18:30	1
Sieve Size #60 - Percent Finer	**3.0**				% Passing			10/29/20 18:30	1
Sieve Size #80 - Percent Finer	**2.8**				% Passing			10/29/20 18:30	1
Sieve Size #100 - Percent Finer	**2.6**				% Passing			10/29/20 18:30	1
Sieve Size #200 - Percent Finer	**2.4**				% Passing			10/29/20 18:30	1
Hydrometer Reading 1 - Percent Finer	**1**				% Passing			10/29/20 18:30	1
Hydrometer Reading 2 - Percent Finer	**0.7**				% Passing			10/29/20 18:30	1
Hydrometer Reading 3 - Percent Finer	**0.7**				% Passing			10/29/20 18:30	1
Hydrometer Reading 4 - Percent Finer	**0.7**				% Passing			10/29/20 18:30	1
Hydrometer Reading 5 - Percent Finer	**0.7**				% Passing			10/29/20 18:30	1
Hydrometer Reading 6 - Percent Finer	**0.4**				% Passing			10/29/20 18:30	1
Hydrometer Reading 7 - Percent Finer	**0.4**				% Passing			10/29/20 18:30	1

Client Sample ID: SED-103

Lab Sample ID: 460-221363-3
Date Collected: 10/21/20 14:50
Matrix: Solid
Date Received: 10/24/20 10:30
Percent Solids: 79.3

Method: EPA 8270D LL - Semivolatile Organic Compounds by GC/MS - Low Level

Analyte	Result	Qualifier	RL	MDL	Unit	D	Prepared	Analyzed	Dil Fac
Benzo[a]anthracene	**1600**		170	77	ug/Kg	☼	10/30/20 11:09	11/02/20 22:29	40

Client Sample Results

Client: Tighe & Bond
Project/Site: Rockville River Eco Risk, CT

Job ID: 460-221363-1

Client Sample ID: SED-103

Date Collected: 10/21/20 14:50
Date Received: 10/24/20 10:30

Lab Sample ID: 460-221363-3

Matrix: Solid
Percent Solids: 79.3

Method: EPA 8270D LL - Semivolatile Organic Compounds by GC/MS - Low Level (Continued)

Analyte	Result	Qualifier	RL	MDL	Unit	D	Prepared	Analyzed	Dil Fac
Anthracene	660		170	44	ug/Kg	☼	10/30/20 11:09	11/02/20 22:29	40
Benzo[a]pyrene	1300		170	74	ug/Kg	☼	10/30/20 11:09	11/02/20 22:29	40
Chrysene	1500		170	94	ug/Kg	☼	10/30/20 11:09	11/02/20 22:29	40
Naphthalene	47	J	170	33	ug/Kg	☼	10/30/20 11:09	11/02/20 22:29	40
Phenanthrene	2600		170	46	ug/Kg	☼	10/30/20 11:09	11/02/20 22:29	40
Pyrene	3300		170	40	ug/Kg	☼	10/30/20 11:09	11/02/20 22:29	40
Acenaphthylene	450		170	37	ug/Kg	☼	10/30/20 11:09	11/02/20 22:29	40
Acenaphthene	150	J	170	49	ug/Kg	☼	10/30/20 11:09	11/02/20 22:29	40
Fluorene	250		170	33	ug/Kg	☼	10/30/20 11:09	11/02/20 22:29	40
Fluoranthene	3700		170	45	ug/Kg	☼	10/30/20 11:09	11/02/20 22:29	40
Benzo[b]fluoranthene	1500		170	42	ug/Kg	☼	10/30/20 11:09	11/02/20 22:29	40
Benzo[k]fluoranthene	580		170	51	ug/Kg	☼	10/30/20 11:09	11/02/20 22:29	40
Benzo[g,h,i]perylene	950		170	37	ug/Kg	☼	10/30/20 11:09	11/02/20 22:29	40
Indeno[1,2,3-cd]pyrene	880		170	85	ug/Kg	☼	10/30/20 11:09	11/02/20 22:29	40
Dibenz(a,h)anthracene	360		170	110	ug/Kg	☼	10/30/20 11:09	11/02/20 22:29	40
2-Methylnaphthalene	44	J	170	41	ug/Kg	☼	10/30/20 11:09	11/02/20 22:29	40

Surrogate	*%Recovery*	*Qualifier*	*Limits*	*Prepared*	*Analyzed*	*Dil Fac*
Nitrobenzene-d5 (Surr)	*0*	*X D*	*41 - 112*	*10/30/20 11:09*	*11/02/20 22:29*	*40*
2-Fluorobiphenyl	*0*	*X D*	*37 - 107*	*10/30/20 11:09*	*11/02/20 22:29*	*40*

Method: CT ETPH - Connecticut - Extractable Total petroleum Hydrocarbons (GC)

Analyte	Result	Qualifier	RL	MDL	Unit	D	Prepared	Analyzed	Dil Fac
C9-C36	660		63	4.8	mg/Kg	☼	10/26/20 18:53	10/29/20 17:43	10

Surrogate	*%Recovery*	*Qualifier*	*Limits*	*Prepared*	*Analyzed*	*Dil Fac*
o-Terphenyl	*80*		*50 - 150*	*10/26/20 18:53*	*10/29/20 17:43*	*10*

Method: 6020 - Metals (ICP/MS)

Analyte	Result	Qualifier	RL	RL	Unit	D	Prepared	Analyzed	Dil Fac
Antimony	ND		1.2	1.2	mg/Kg	☼	10/27/20 02:47	10/28/20 15:42	1
Arsenic	1.2		1.2	1.2	mg/Kg	☼	10/27/20 02:47	10/28/20 15:42	1
Barium	26		2.4	2.4	mg/Kg	☼	10/27/20 02:47	10/28/20 15:42	1
Beryllium	ND		0.48	0.48	mg/Kg	☼	10/27/20 02:47	10/28/20 15:42	1
Cadmium	ND		1.2	1.2	mg/Kg	☼	10/27/20 02:47	10/28/20 15:42	1
Chromium	8.2		2.4	2.4	mg/Kg	☼	10/27/20 02:47	10/28/20 15:42	1
Copper	24		2.4	2.4	mg/Kg	☼	10/27/20 02:47	10/28/20 15:42	1
Lead	54		0.71	0.71	mg/Kg	☼	10/27/20 02:47	10/28/20 15:42	1
Nickel	7.0		2.4	2.4	mg/Kg	☼	10/27/20 02:47	10/28/20 15:42	1
Selenium	ND		1.5	1.5	mg/Kg	☼	10/27/20 02:47	10/28/20 15:42	1
Silver	ND		1.2	1.2	mg/Kg	☼	10/27/20 02:47	10/28/20 15:42	1
Thallium	ND		0.48	0.48	mg/Kg	☼	10/27/20 02:47	10/28/20 15:42	1
Vanadium	35		2.4	2.4	mg/Kg	☼	10/27/20 02:47	10/28/20 15:42	1
Zinc	75		9.5	9.5	mg/Kg	☼	10/27/20 02:47	10/28/20 15:42	1

Method: 7471 - Mercury (CVAA)

Analyte	Result	Qualifier	RL	RL	Unit	D	Prepared	Analyzed	Dil Fac
Mercury	ND		0.020	0.020	mg/Kg	☼	10/28/20 04:26	10/28/20 09:32	1

Client Sample Results

Client: Tighe & Bond
Project/Site: Rockville River Eco Risk, CT

Job ID: 460-221363-1

Client Sample ID: SED-103

Lab Sample ID: 460-221363-3
Date Collected: 10/21/20 14:50
Matrix: Solid
Date Received: 10/24/20 10:30
Percent Solids: 79.3

General Chemistry

Analyte	Result	Qualifier	RL	MDL	Unit	D	Prepared	Analyzed	Dil Fac
TOC Result 1	2100		130	100	mg/Kg	☼		10/28/20 11:18	1

Analyte	Result	Qualifier	RL	RL	Unit	D	Prepared	Analyzed	Dil Fac
Percent Moisture	20.7		1.0	1.0	%			10/27/20 10:30	1
Percent Solids	79.3		1.0	1.0	%			10/27/20 10:30	1

Method: D422 - Grain Size

Analyte	Result	Qualifier	NONE	NONE	Unit	D	Prepared	Analyzed	Dil Fac
Gravel	25.7				%			10/29/20 18:33	1
Sieve Size 3 inch - Percent Finer	100.0				% Passing			10/29/20 18:33	1
Sand	66.2				%			10/29/20 18:33	1
Sieve Size 2 inch - Percent Finer	100.0				% Passing			10/29/20 18:33	1
Coarse Sand	14.0				%			10/29/20 18:33	1
Sieve Size 1.5 inch - Percent Finer	100.0				% Passing			10/29/20 18:33	1
Medium Sand	39.9				%			10/29/20 18:33	1
Sieve Size 1 inch - Percent Finer	100.0				% Passing			10/29/20 18:33	1
Fine Sand	12.3				%			10/29/20 18:33	1
Sieve Size 0.75 inch - Percent Finer	100.0				% Passing			10/29/20 18:33	1
Sieve Size 0.375 inch - Percent Finer	88.1				% Passing			10/29/20 18:33	1
Silt	7.7				%			10/29/20 18:33	1
Clay	0.4				%			10/29/20 18:33	1
Sieve Size #4 - Percent Finer	74.3				% Passing			10/29/20 18:33	1
Sieve Size #10 - Percent Finer	60.3				% Passing			10/29/20 18:33	1
Sieve Size #20 - Percent Finer	44.4				% Passing			10/29/20 18:33	1
Sieve Size #40 - Percent Finer	20.4				% Passing			10/29/20 18:33	1
Sieve Size #60 - Percent Finer	11.1				% Passing			10/29/20 18:33	1
Sieve Size #80 - Percent Finer	9.5				% Passing			10/29/20 18:33	1
Sieve Size #100 - Percent Finer	8.8				% Passing			10/29/20 18:33	1
Sieve Size #200 - Percent Finer	8.1				% Passing			10/29/20 18:33	1
Hydrometer Reading 1 - Percent Finer	1.4				% Passing			10/29/20 18:33	1
Hydrometer Reading 2 - Percent Finer	1.1				% Passing			10/29/20 18:33	1
Hydrometer Reading 3 - Percent Finer	0.7				% Passing			10/29/20 18:33	1
Hydrometer Reading 4 - Percent Finer	0.7				% Passing			10/29/20 18:33	1
Hydrometer Reading 5 - Percent Finer	0.4				% Passing			10/29/20 18:33	1
Hydrometer Reading 6 - Percent Finer	0.4				% Passing			10/29/20 18:33	1
Hydrometer Reading 7 - Percent Finer	0.4				% Passing			10/29/20 18:33	1

Client Sample ID: SED-104

Lab Sample ID: 460-221363-4
Date Collected: 10/21/20 15:25
Matrix: Solid
Date Received: 10/24/20 10:30
Percent Solids: 83.3

Method: EPA 8270D LL - Semivolatile Organic Compounds by GC/MS - Low Level

Analyte	Result	Qualifier	RL	MDL	Unit	D	Prepared	Analyzed	Dil Fac
Benzo[a]anthracene	890		60	27	ug/Kg	☼	10/30/20 11:09	11/03/20 10:05	15

Client Sample Results

Client: Tighe & Bond
Project/Site: Rockville River Eco Risk, CT

Job ID: 460-221363-1

Client Sample ID: SED-104

Date Collected: 10/21/20 15:25
Date Received: 10/24/20 10:30

Lab Sample ID: 460-221363-4

Matrix: Solid
Percent Solids: 83.3

Method: EPA 8270D LL - Semivolatile Organic Compounds by GC/MS - Low Level (Continued)

Analyte	Result	Qualifier	RL	MDL	Unit	D	Prepared	Analyzed	Dil Fac
Anthracene	320		60	16	ug/Kg	☼	10/30/20 11:09	11/03/20 10:05	15
Benzo[a]pyrene	760		60	26	ug/Kg	☼	10/30/20 11:09	11/03/20 10:05	15
Chrysene	870		60	33	ug/Kg	☼	10/30/20 11:09	11/03/20 10:05	15
Naphthalene	34	J	60	12	ug/Kg	☼	10/30/20 11:09	11/03/20 10:05	15
Phenanthrene	1300		60	16	ug/Kg	☼	10/30/20 11:09	11/03/20 10:05	15
Pyrene	1900		60	14	ug/Kg	☼	10/30/20 11:09	11/03/20 10:05	15
Acenaphthylene	260		60	13	ug/Kg	☼	10/30/20 11:09	11/03/20 10:05	15
Acenaphthene	60		60	17	ug/Kg	☼	10/30/20 11:09	11/03/20 10:05	15
Fluorene	120		60	12	ug/Kg	☼	10/30/20 11:09	11/03/20 10:05	15
Fluoranthene	2000		60	16	ug/Kg	☼	10/30/20 11:09	11/03/20 10:05	15
Benzo[b]fluoranthene	940		60	15	ug/Kg	☼	10/30/20 11:09	11/03/20 10:05	15
Benzo[k]fluoranthene	330		60	18	ug/Kg	☼	10/30/20 11:09	11/03/20 10:05	15
Benzo[g,h,i]perylene	530		60	13	ug/Kg	☼	10/30/20 11:09	11/03/20 10:05	15
Indeno[1,2,3-cd]pyrene	510		60	30	ug/Kg	☼	10/30/20 11:09	11/03/20 10:05	15
Dibenz(a,h)anthracene	170		60	38	ug/Kg	☼	10/30/20 11:09	11/03/20 10:05	15
2-Methylnaphthalene	25	J	60	14	ug/Kg	☼	10/30/20 11:09	11/03/20 10:05	15

Surrogate	*%Recovery*	*Qualifier*	*Limits*	*Prepared*	*Analyzed*	*Dil Fac*
Nitrobenzene-d5 (Surr)	*48*		*41 - 112*	*10/30/20 11:09*	*11/03/20 10:05*	*15*
2-Fluorobiphenyl	*47*		*37 - 107*	*10/30/20 11:09*	*11/03/20 10:05*	*15*

Method: CT ETPH - Connecticut - Extractable Total petroleum Hydrocarbons (GC)

Analyte	Result	Qualifier	RL	MDL	Unit	D	Prepared	Analyzed	Dil Fac
C9-C36	890		60	4.6	mg/Kg	☼	10/26/20 18:53	10/29/20 17:57	10

Surrogate	*%Recovery*	*Qualifier*	*Limits*	*Prepared*	*Analyzed*	*Dil Fac*
o-Terphenyl	*94*		*50 - 150*	*10/26/20 18:53*	*10/29/20 17:57*	*10*

Method: 6020 - Metals (ICP/MS)

Analyte	Result	Qualifier	RL	RL	Unit	D	Prepared	Analyzed	Dil Fac
Antimony	ND		1.2	1.2	mg/Kg	☼	10/27/20 02:47	10/28/20 15:44	1
Arsenic	1.4		1.2	1.2	mg/Kg	☼	10/27/20 02:47	10/28/20 15:44	1
Barium	24		2.4	2.4	mg/Kg	☼	10/27/20 02:47	10/28/20 15:44	1
Beryllium	ND		0.47	0.47	mg/Kg	☼	10/27/20 02:47	10/28/20 15:44	1
Cadmium	ND		1.2	1.2	mg/Kg	☼	10/27/20 02:47	10/28/20 15:44	1
Chromium	7.6		2.4	2.4	mg/Kg	☼	10/27/20 02:47	10/28/20 15:44	1
Copper	20		2.4	2.4	mg/Kg	☼	10/27/20 02:47	10/28/20 15:44	1
Lead	26		0.71	0.71	mg/Kg	☼	10/27/20 02:47	10/28/20 15:44	1
Nickel	6.8		2.4	2.4	mg/Kg	☼	10/27/20 02:47	10/28/20 15:44	1
Selenium	ND		1.5	1.5	mg/Kg	☼	10/27/20 02:47	10/28/20 15:44	1
Silver	ND		1.2	1.2	mg/Kg	☼	10/27/20 02:47	10/28/20 15:44	1
Thallium	ND		0.47	0.47	mg/Kg	☼	10/27/20 02:47	10/28/20 15:44	1
Vanadium	23		2.4	2.4	mg/Kg	☼	10/27/20 02:47	10/28/20 15:44	1
Zinc	43		9.4	9.4	mg/Kg	☼	10/27/20 02:47	10/28/20 15:44	1

Method: 7471 - Mercury (CVAA)

Analyte	Result	Qualifier	RL	RL	Unit	D	Prepared	Analyzed	Dil Fac
Mercury	ND		0.020	0.020	mg/Kg	☼	10/28/20 04:26	10/28/20 09:34	1

Client Sample Results

Client: Tighe & Bond
Project/Site: Rockville River Eco Risk, CT

Job ID: 460-221363-1

Client Sample ID: SED-104

Lab Sample ID: 460-221363-4
Date Collected: 10/21/20 15:25
Matrix: Solid
Date Received: 10/24/20 10:30
Percent Solids: 83.3

General Chemistry

Analyte	Result	Qualifier	RL	MDL	Unit	D	Prepared	Analyzed	Dil Fac
TOC Result 1	1300		120	98	mg/Kg	☼		10/28/20 11:26	1

Analyte	Result	Qualifier	RL	RL	Unit	D	Prepared	Analyzed	Dil Fac
Percent Moisture	16.7		1.0	1.0	%			10/27/20 10:30	1
Percent Solids	83.3		1.0	1.0	%			10/27/20 10:30	1

Method: D422 - Grain Size

Analyte	Result	Qualifier	NONE	NONE	Unit	D	Prepared	Analyzed	Dil Fac
Gravel	34.1				%			10/29/20 18:34	1
Sieve Size 3 inch - Percent Finer	100.0				% Passing			10/29/20 18:34	1
Sand	57.2				%			10/29/20 18:34	1
Sieve Size 2 inch - Percent Finer	100.0				% Passing			10/29/20 18:34	1
Coarse Sand	12.5				%			10/29/20 18:34	1
Sieve Size 1.5 inch - Percent Finer	100.0				% Passing			10/29/20 18:34	1
Medium Sand	36.4				%			10/29/20 18:34	1
Sieve Size 1 inch - Percent Finer	100.0				% Passing			10/29/20 18:34	1
Fine Sand	8.3				%			10/29/20 18:34	1
Sieve Size 0.75 inch - Percent Finer	100.0				% Passing			10/29/20 18:34	1
Sieve Size 0.375 inch - Percent Finer	76.6				% Passing			10/29/20 18:34	1
Silt	8.3				%			10/29/20 18:34	1
Clay	0.4				%			10/29/20 18:34	1
Sieve Size #4 - Percent Finer	65.9				% Passing			10/29/20 18:34	1
Sieve Size #10 - Percent Finer	53.4				% Passing			10/29/20 18:34	1
Sieve Size #20 - Percent Finer	37.2				% Passing			10/29/20 18:34	1
Sieve Size #40 - Percent Finer	17.0				% Passing			10/29/20 18:34	1
Sieve Size #60 - Percent Finer	10.2				% Passing			10/29/20 18:34	1
Sieve Size #80 - Percent Finer	9.3				% Passing			10/29/20 18:34	1
Sieve Size #100 - Percent Finer	9.0				% Passing			10/29/20 18:34	1
Sieve Size #200 - Percent Finer	8.7				% Passing			10/29/20 18:34	1
Hydrometer Reading 1 - Percent Finer	1				% Passing			10/29/20 18:34	1
Hydrometer Reading 2 - Percent Finer	0.7				% Passing			10/29/20 18:34	1
Hydrometer Reading 3 - Percent Finer	0.7				% Passing			10/29/20 18:34	1
Hydrometer Reading 4 - Percent Finer	0.7				% Passing			10/29/20 18:34	1
Hydrometer Reading 5 - Percent Finer	0.4				% Passing			10/29/20 18:34	1
Hydrometer Reading 6 - Percent Finer	0.4				% Passing			10/29/20 18:34	1
Hydrometer Reading 7 - Percent Finer	0.4				% Passing			10/29/20 18:34	1

Client Sample ID: SED-105

Lab Sample ID: 460-221363-5
Date Collected: 10/21/20 15:50
Matrix: Solid
Date Received: 10/24/20 10:30
Percent Solids: 83.1

Method: EPA 8270D LL - Semivolatile Organic Compounds by GC/MS - Low Level

Analyte	Result	Qualifier	RL	MDL	Unit	D	Prepared	Analyzed	Dil Fac
Benzo[a]anthracene	1400		60	27	ug/Kg	☼	10/30/20 11:09	11/01/20 01:28	15

Client Sample Results

Client: Tighe & Bond
Project/Site: Rockville River Eco Risk, CT

Job ID: 460-221363-1

Client Sample ID: SED-105

Date Collected: 10/21/20 15:50
Date Received: 10/24/20 10:30

Lab Sample ID: 460-221363-5

Matrix: Solid
Percent Solids: 83.1

Method: EPA 8270D LL - Semivolatile Organic Compounds by GC/MS - Low Level (Continued)

Analyte	Result	Qualifier	RL	MDL	Unit	D	Prepared	Analyzed	Dil Fac
Anthracene	470		60	15	ug/Kg	☼	10/30/20 11:09	11/01/20 01:28	15
Benzo[a]pyrene	1100		60	26	ug/Kg	☼	10/30/20 11:09	11/01/20 01:28	15
Chrysene	1200		60	33	ug/Kg	☼	10/30/20 11:09	11/01/20 01:28	15
Naphthalene	430		60	12	ug/Kg	☼	10/30/20 11:09	11/01/20 01:28	15
Phenanthrene	1700		60	16	ug/Kg	☼	10/30/20 11:09	11/01/20 01:28	15
Pyrene	2500		60	14	ug/Kg	☼	10/30/20 11:09	11/01/20 01:28	15
Acenaphthylene	410		60	13	ug/Kg	☼	10/30/20 11:09	11/01/20 01:28	15
Acenaphthene	83		60	17	ug/Kg	☼	10/30/20 11:09	11/01/20 01:28	15
Fluorene	160		60	12	ug/Kg	☼	10/30/20 11:09	11/01/20 01:28	15
Fluoranthene	2800		60	16	ug/Kg	☼	10/30/20 11:09	11/01/20 01:28	15
Benzo[b]fluoranthene	1300		60	15	ug/Kg	☼	10/30/20 11:09	11/01/20 01:28	15
Benzo[k]fluoranthene	490		60	18	ug/Kg	☼	10/30/20 11:09	11/01/20 01:28	15
Benzo[g,h,i]perylene	780		60	13	ug/Kg	☼	10/30/20 11:09	11/01/20 01:28	15
Indeno[1,2,3-cd]pyrene	710		60	29	ug/Kg	☼	10/30/20 11:09	11/01/20 01:28	15
Dibenz(a,h)anthracene	250		60	38	ug/Kg	☼	10/30/20 11:09	11/01/20 01:28	15
2-Methylnaphthalene	91		60	14	ug/Kg	☼	10/30/20 11:09	11/01/20 01:28	15

Surrogate	*%Recovery*	*Qualifier*	*Limits*	*Prepared*	*Analyzed*	*Dil Fac*
Nitrobenzene-d5 (Surr)	*65*		*41 - 112*	*10/30/20 11:09*	*11/01/20 01:28*	*15*
2-Fluorobiphenyl	*60*		*37 - 107*	*10/30/20 11:09*	*11/01/20 01:28*	*15*

Method: CT ETPH - Connecticut - Extractable Total petroleum Hydrocarbons (GC)

Analyte	Result	Qualifier	RL	MDL	Unit	D	Prepared	Analyzed	Dil Fac
C9-C36	480		60	4.6	mg/Kg	☼	10/26/20 18:53	10/29/20 18:10	10

Surrogate	*%Recovery*	*Qualifier*	*Limits*	*Prepared*	*Analyzed*	*Dil Fac*
o-Terphenyl	*88*		*50 - 150*	*10/26/20 18:53*	*10/29/20 18:10*	*10*

Method: 6020 - Metals (ICP/MS)

Analyte	Result	Qualifier	RL	RL	Unit	D	Prepared	Analyzed	Dil Fac
Antimony	ND		1.1	1.1	mg/Kg	☼	10/27/20 02:47	10/28/20 15:46	1
Arsenic	ND		1.1	1.1	mg/Kg	☼	10/27/20 02:47	10/28/20 15:46	1
Barium	26		2.3	2.3	mg/Kg	☼	10/27/20 02:47	10/28/20 15:46	1
Beryllium	ND		0.46	0.46	mg/Kg	☼	10/27/20 02:47	10/28/20 15:46	1
Cadmium	ND		1.1	1.1	mg/Kg	☼	10/27/20 02:47	10/28/20 15:46	1
Chromium	8.2		2.3	2.3	mg/Kg	☼	10/27/20 02:47	10/28/20 15:46	1
Copper	16		2.3	2.3	mg/Kg	☼	10/27/20 02:47	10/28/20 15:46	1
Lead	33		0.69	0.69	mg/Kg	☼	10/27/20 02:47	10/28/20 15:46	1
Nickel	7.6		2.3	2.3	mg/Kg	☼	10/27/20 02:47	10/28/20 15:46	1
Selenium	ND		1.4	1.4	mg/Kg	☼	10/27/20 02:47	10/28/20 15:46	1
Silver	ND		1.1	1.1	mg/Kg	☼	10/27/20 02:47	10/28/20 15:46	1
Thallium	ND		0.46	0.46	mg/Kg	☼	10/27/20 02:47	10/28/20 15:46	1
Vanadium	22		2.3	2.3	mg/Kg	☼	10/27/20 02:47	10/28/20 15:46	1
Zinc	54		9.2	9.2	mg/Kg	☼	10/27/20 02:47	10/28/20 15:46	1

Method: 7471 - Mercury (CVAA)

Analyte	Result	Qualifier	RL	RL	Unit	D	Prepared	Analyzed	Dil Fac
Mercury	ND		0.020	0.020	mg/Kg	☼	10/28/20 04:26	10/28/20 09:36	1

Client Sample Results

Client: Tighe & Bond
Project/Site: Rockville River Eco Risk, CT

Job ID: 460-221363-1

Client Sample ID: SED-105

Lab Sample ID: 460-221363-5
Date Collected: 10/21/20 15:50
Matrix: Solid
Date Received: 10/24/20 10:30
Percent Solids: 83.1

General Chemistry

Analyte	Result	Qualifier	RL	MDL	Unit	D	Prepared	Analyzed	Dil Fac
TOC Result 1	3100		120	98	mg/Kg	☼		10/28/20 11:33	1

Analyte	Result	Qualifier	RL	RL	Unit	D	Prepared	Analyzed	Dil Fac
Percent Moisture	16.9		1.0	1.0	%			10/27/20 10:30	1
Percent Solids	83.1		1.0	1.0	%			10/27/20 10:30	1

Method: D422 - Grain Size

Analyte	Result	Qualifier	NONE	NONE	Unit	D	Prepared	Analyzed	Dil Fac
Gravel	17.2				%			10/29/20 18:36	1
Sieve Size 3 inch - Percent Finer	100.0				% Passing			10/29/20 18:36	1
Sand	71.1				%			10/29/20 18:36	1
Sieve Size 2 inch - Percent Finer	100.0				% Passing			10/29/20 18:36	1
Coarse Sand	22.7				%			10/29/20 18:36	1
Sieve Size 1.5 inch - Percent Finer	100.0				% Passing			10/29/20 18:36	1
Medium Sand	39.1				%			10/29/20 18:36	1
Sieve Size 1 inch - Percent Finer	100.0				% Passing			10/29/20 18:36	1
Fine Sand	9.3				%			10/29/20 18:36	1
Sieve Size 0.75 inch - Percent Finer	100.0				% Passing			10/29/20 18:36	1
Sieve Size 0.375 inch - Percent Finer	90.8				% Passing			10/29/20 18:36	1
Silt	11.4				%			10/29/20 18:36	1
Clay	0.3				%			10/29/20 18:36	1
Sieve Size #4 - Percent Finer	82.8				% Passing			10/29/20 18:36	1
Sieve Size #10 - Percent Finer	60.1				% Passing			10/29/20 18:36	1
Sieve Size #20 - Percent Finer	39.4				% Passing			10/29/20 18:36	1
Sieve Size #40 - Percent Finer	21.0				% Passing			10/29/20 18:36	1
Sieve Size #60 - Percent Finer	14.3				% Passing			10/29/20 18:36	1
Sieve Size #80 - Percent Finer	13.0				% Passing			10/29/20 18:36	1
Sieve Size #100 - Percent Finer	12.4				% Passing			10/29/20 18:36	1
Sieve Size #200 - Percent Finer	11.7				% Passing			10/29/20 18:36	1
Hydrometer Reading 1 - Percent Finer	0.6				% Passing			10/29/20 18:36	1
Hydrometer Reading 2 - Percent Finer	0.6				% Passing			10/29/20 18:36	1
Hydrometer Reading 3 - Percent Finer	0.3				% Passing			10/29/20 18:36	1
Hydrometer Reading 4 - Percent Finer	0.3				% Passing			10/29/20 18:36	1
Hydrometer Reading 5 - Percent Finer	0.3				% Passing			10/29/20 18:36	1
Hydrometer Reading 6 - Percent Finer	0.3				% Passing			10/29/20 18:36	1
Hydrometer Reading 7 - Percent Finer	0.3				% Passing			10/29/20 18:36	1

Client Sample ID: SW-100

Lab Sample ID: 460-221363-6
Date Collected: 10/21/20 12:40
Matrix: Water
Date Received: 10/24/20 10:30

Method: 8270 - Semivolatile Compounds (GC/MS)

Analyte	Result	Qualifier	RL	RL	Unit	D	Prepared	Analyzed	Dil Fac
2-Methylnaphthalene	ND		10	10	ug/L		10/26/20 14:37	10/27/20 01:41	1

Client Sample Results

Client: Tighe & Bond
Project/Site: Rockville River Eco Risk, CT

Job ID: 460-221363-1

Client Sample ID: SW-100

Date Collected: 10/21/20 12:40
Date Received: 10/24/20 10:30

Lab Sample ID: 460-221363-6

Matrix: Water

Surrogate	*%Recovery*	*Qualifier*	*Limits*	*Prepared*	*Analyzed*	*Dil Fac*
Nitrobenzene-d5 (Surr)	*103*		*30 - 130*	*10/26/20 14:37*	*10/27/20 01:41*	*1*
Phenol-d5 (Surr)	*59*		*15 - 110*	*10/26/20 14:37*	*10/27/20 01:41*	*1*
Terphenyl-d14 (Surr)	*103*		*30 - 130*	*10/26/20 14:37*	*10/27/20 01:41*	*1*
2,4,6-Tribromophenol (Surr)	*108*		*15 - 110*	*10/26/20 14:37*	*10/27/20 01:41*	*1*
2-Fluorophenol (Surr)	*75*		*15 - 110*	*10/26/20 14:37*	*10/27/20 01:41*	*1*
2-Fluorobiphenyl	*100*		*30 - 130*	*10/26/20 14:37*	*10/27/20 01:41*	*1*

Method: 8270 - Semivolatile Organic Compounds (GC/MS SIM)

Analyte	Result	Qualifier	RL	RL	Unit	D	Prepared	Analyzed	Dil Fac
Benzo[a]anthracene	ND		0.050	0.050	ug/L		10/26/20 14:37	10/26/20 22:34	1
Anthracene	ND		0.050	0.050	ug/L		10/26/20 14:37	10/26/20 22:34	1
Benzo[a]pyrene	ND		0.050	0.050	ug/L		10/26/20 14:37	10/26/20 22:34	1
Chrysene	ND		0.050	0.050	ug/L		10/26/20 14:37	10/26/20 22:34	1
Naphthalene	ND		0.20	0.20	ug/L		10/26/20 14:37	10/26/20 22:34	1
Phenanthrene	ND		0.050	0.050	ug/L		10/26/20 14:37	10/26/20 22:34	1
Pyrene	ND		0.050	0.050	ug/L		10/26/20 14:37	10/26/20 22:34	1
Acenaphthylene	ND		0.050	0.050	ug/L		10/26/20 14:37	10/26/20 22:34	1
Acenaphthene	ND		0.050	0.050	ug/L		10/26/20 14:37	10/26/20 22:34	1
Fluorene	ND		0.050	0.050	ug/L		10/26/20 14:37	10/26/20 22:34	1
Fluoranthene	ND		0.050	0.050	ug/L		10/26/20 14:37	10/26/20 22:34	1
Benzo[b]fluoranthene	ND		0.050	0.050	ug/L		10/26/20 14:37	10/26/20 22:34	1
Benzo[k]fluoranthene	ND		0.050	0.050	ug/L		10/26/20 14:37	10/26/20 22:34	1
Benzo[g,h,i]perylene	ND		0.050	0.050	ug/L		10/26/20 14:37	10/26/20 22:34	1
Indeno[1,2,3-cd]pyrene	ND		0.050	0.050	ug/L		10/26/20 14:37	10/26/20 22:34	1
Dibenz(a,h)anthracene	ND		0.050	0.050	ug/L		10/26/20 14:37	10/26/20 22:34	1

Method: CT ETPH - Connecticut - Extractable Total petroleum Hydrocarbons (GC)

Analyte	Result	Qualifier	RL	MDL	Unit	D	Prepared	Analyzed	Dil Fac
C9-C36	ND		0.075	0.015	mg/L		10/26/20 13:19	10/29/20 16:49	1

Surrogate	*%Recovery*	*Qualifier*	*Limits*	*Prepared*	*Analyzed*	*Dil Fac*
o-Terphenyl	*121*		*50 - 150*	*10/26/20 13:19*	*10/29/20 16:49*	*1*

Method: 6020 - Metals (ICP/MS)

Analyte	Result	Qualifier	RL	RL	Unit	D	Prepared	Analyzed	Dil Fac
Antimony	ND		2.0	2.0	ug/L		10/28/20 04:26	10/29/20 01:26	1
Arsenic	ND		2.0	2.0	ug/L		10/28/20 04:26	10/29/20 01:26	1
Barium	**51**		4.0	4.0	ug/L		10/28/20 04:26	10/29/20 01:26	1
Beryllium	ND		0.80	0.80	ug/L		10/28/20 04:26	10/29/20 01:26	1
Cadmium	ND		2.0	2.0	ug/L		10/28/20 04:26	10/29/20 01:26	1
Chromium	ND		4.0	4.0	ug/L		10/28/20 04:26	10/29/20 01:26	1
Copper	ND		4.0	4.0	ug/L		10/28/20 04:26	10/29/20 01:26	1
Lead	ND		1.2	1.2	ug/L		10/28/20 04:26	10/29/20 01:26	1
Nickel	ND		4.0	4.0	ug/L		10/28/20 04:26	10/29/20 01:26	1
Selenium	ND		2.5	2.5	ug/L		10/28/20 04:26	10/29/20 01:26	1
Silver	ND		2.0	2.0	ug/L		10/28/20 04:26	10/29/20 01:26	1
Thallium	ND		0.80	0.80	ug/L		10/28/20 04:26	10/29/20 01:26	1
Vanadium	ND		4.0	4.0	ug/L		10/28/20 04:26	10/29/20 01:26	1
Zinc	ND		16	16	ug/L		10/28/20 04:26	10/29/20 01:26	1

Client Sample Results

Client: Tighe & Bond
Project/Site: Rockville River Eco Risk, CT

Job ID: 460-221363-1

Client Sample ID: SW-100

Lab Sample ID: 460-221363-6
Matrix: Water
Date Collected: 10/21/20 12:40
Date Received: 10/24/20 10:30

Method: 6020 - Metals (ICP/MS) - Dissolved

Analyte	Result	Qualifier	RL	RL	Unit	D	Prepared	Analyzed	Dil Fac
Antimony	ND		2.0	2.0	ug/L		10/27/20 20:27	10/27/20 21:47	1
Arsenic	ND		2.0	2.0	ug/L		10/27/20 20:27	10/27/20 21:47	1
Barium	**54**		4.0	4.0	ug/L		10/27/20 20:27	10/27/20 21:47	1
Beryllium	ND		0.80	0.80	ug/L		10/27/20 20:27	10/27/20 21:47	1
Cadmium	ND		2.0	2.0	ug/L		10/27/20 20:27	10/27/20 21:47	1
Chromium	ND		4.0	4.0	ug/L		10/27/20 20:27	10/27/20 21:47	1
Copper	ND		4.0	4.0	ug/L		10/27/20 20:27	10/27/20 21:47	1
Lead	ND		1.2	1.2	ug/L		10/27/20 20:27	10/27/20 21:47	1
Nickel	ND		4.0	4.0	ug/L		10/27/20 20:27	10/27/20 21:47	1
Selenium	ND		2.5	2.5	ug/L		10/27/20 20:27	10/27/20 21:47	1
Silver	ND		2.0	2.0	ug/L		10/27/20 20:27	10/27/20 21:47	1
Thallium	ND		0.80	0.80	ug/L		10/27/20 20:27	10/27/20 21:47	1
Vanadium	ND		4.0	4.0	ug/L		10/27/20 20:27	10/27/20 21:47	1
Zinc	ND		16	16	ug/L		10/27/20 20:27	10/27/20 21:47	1

Method: 7470A - Mercury (CVAA)

Analyte	Result	Qualifier	RL	MDL	Unit	D	Prepared	Analyzed	Dil Fac
Mercury	ND		0.20	0.091	ug/L		10/27/20 12:16	10/27/20 14:06	1

Method: 7470A - Mercury (CVAA) - Dissolved

Analyte	Result	Qualifier	RL	MDL	Unit	D	Prepared	Analyzed	Dil Fac
Mercury	ND		0.20	0.091	ug/L		10/27/20 13:42	10/27/20 15:56	1

General Chemistry

Analyte	Result	Qualifier	RL	RL	Unit	D	Prepared	Analyzed	Dil Fac
Hardness as calcium carbonate	**58**		5.0	5.0	mg/L			10/29/20 15:42	1

Client Sample ID: SW-101

Lab Sample ID: 460-221363-7
Matrix: Water
Date Collected: 10/21/20 15:50
Date Received: 10/24/20 10:30

Method: 8270 - Semivolatile Compounds (GC/MS)

Analyte	Result	Qualifier	RL	RL	Unit	D	Prepared	Analyzed	Dil Fac
2-Methylnaphthalene	ND		10	10	ug/L		10/26/20 14:37	10/27/20 02:02	1

Surrogate	*%Recovery*	*Qualifier*	*Limits*	*Prepared*	*Analyzed*	*Dil Fac*
Nitrobenzene-d5 (Surr)	*121*		*30 - 130*	*10/26/20 14:37*	*10/27/20 02:02*	*1*
Phenol-d5 (Surr)	*36*		*15 - 110*	*10/26/20 14:37*	*10/27/20 02:02*	*1*
Terphenyl-d14 (Surr)	*116*		*30 - 130*	*10/26/20 14:37*	*10/27/20 02:02*	*1*
2,4,6-Tribromophenol (Surr)	*134*	*X*	*15 - 110*	*10/26/20 14:37*	*10/27/20 02:02*	*1*
2-Fluorophenol (Surr)	*54*		*15 - 110*	*10/26/20 14:37*	*10/27/20 02:02*	*1*
2-Fluorobiphenyl	*124*		*30 - 130*	*10/26/20 14:37*	*10/27/20 02:02*	*1*

Method: 8270 - Semivolatile Organic Compounds (GC/MS SIM)

Analyte	Result	Qualifier	RL	RL	Unit	D	Prepared	Analyzed	Dil Fac
Benzo[a]anthracene	ND		0.050	0.050	ug/L		10/26/20 14:37	10/26/20 22:55	1
Anthracene	ND		0.050	0.050	ug/L		10/26/20 14:37	10/26/20 22:55	1
Benzo[a]pyrene	ND		0.050	0.050	ug/L		10/26/20 14:37	10/26/20 22:55	1
Chrysene	ND		0.050	0.050	ug/L		10/26/20 14:37	10/26/20 22:55	1
Naphthalene	ND		0.20	0.20	ug/L		10/26/20 14:37	10/26/20 22:55	1
Phenanthrene	ND		0.050	0.050	ug/L		10/26/20 14:37	10/26/20 22:55	1

Client Sample Results

Client: Tighe & Bond
Project/Site: Rockville River Eco Risk, CT

Job ID: 460-221363-1

Client Sample ID: SW-101

Date Collected: 10/21/20 15:50
Date Received: 10/24/20 10:30

Lab Sample ID: 460-221363-7

Matrix: Water

Method: 8270 - Semivolatile Organic Compounds (GC/MS SIM) (Continued)

Analyte	Result	Qualifier	RL	RL	Unit	D	Prepared	Analyzed	Dil Fac
Pyrene	ND		0.050	0.050	ug/L		10/26/20 14:37	10/26/20 22:55	1
Acenaphthylene	ND		0.050	0.050	ug/L		10/26/20 14:37	10/26/20 22:55	1
Acenaphthene	ND		0.050	0.050	ug/L		10/26/20 14:37	10/26/20 22:55	1
Fluorene	ND		0.050	0.050	ug/L		10/26/20 14:37	10/26/20 22:55	1
Fluoranthene	ND		0.050	0.050	ug/L		10/26/20 14:37	10/26/20 22:55	1
Benzo[b]fluoranthene	ND		0.050	0.050	ug/L		10/26/20 14:37	10/26/20 22:55	1
Benzo[k]fluoranthene	ND		0.050	0.050	ug/L		10/26/20 14:37	10/26/20 22:55	1
Benzo[g,h,i]perylene	ND		0.050	0.050	ug/L		10/26/20 14:37	10/26/20 22:55	1
Indeno[1,2,3-cd]pyrene	ND		0.050	0.050	ug/L		10/26/20 14:37	10/26/20 22:55	1
Dibenz(a,h)anthracene	ND		0.050	0.050	ug/L		10/26/20 14:37	10/26/20 22:55	1

Method: CT ETPH - Connecticut - Extractable Total petroleum Hydrocarbons (GC)

Analyte	Result	Qualifier	RL	MDL	Unit	D	Prepared	Analyzed	Dil Fac
C9-C36	ND		0.075	0.015	mg/L		10/26/20 13:19	10/29/20 17:03	1

Surrogate	*%Recovery*	*Qualifier*	*Limits*	*Prepared*	*Analyzed*	*Dil Fac*
o-Terphenyl	*128*		*50 - 150*	*10/26/20 13:19*	*10/29/20 17:03*	*1*

Method: 6020 - Metals (ICP/MS)

Analyte	Result	Qualifier	RL	RL	Unit	D	Prepared	Analyzed	Dil Fac
Antimony	ND		2.0	2.0	ug/L		10/28/20 04:26	10/29/20 01:30	1
Arsenic	ND		2.0	2.0	ug/L		10/28/20 04:26	10/29/20 01:30	1
Barium	**58**		4.0	4.0	ug/L		10/28/20 04:26	10/29/20 01:30	1
Beryllium	ND		0.80	0.80	ug/L		10/28/20 04:26	10/29/20 01:30	1
Cadmium	ND		2.0	2.0	ug/L		10/28/20 04:26	10/29/20 01:30	1
Chromium	ND		4.0	4.0	ug/L		10/28/20 04:26	10/29/20 01:30	1
Copper	ND		4.0	4.0	ug/L		10/28/20 04:26	10/29/20 01:30	1
Lead	ND		1.2	1.2	ug/L		10/28/20 04:26	10/29/20 01:30	1
Nickel	ND		4.0	4.0	ug/L		10/28/20 04:26	10/29/20 01:30	1
Selenium	ND		2.5	2.5	ug/L		10/28/20 04:26	10/29/20 01:30	1
Silver	ND		2.0	2.0	ug/L		10/28/20 04:26	10/29/20 01:30	1
Thallium	ND		0.80	0.80	ug/L		10/28/20 04:26	10/29/20 01:30	1
Vanadium	ND		4.0	4.0	ug/L		10/28/20 04:26	10/29/20 01:30	1
Zinc	ND		16	16	ug/L		10/28/20 04:26	10/29/20 01:30	1

Method: 6020 - Metals (ICP/MS) - Dissolved

Analyte	Result	Qualifier	RL	RL	Unit	D	Prepared	Analyzed	Dil Fac
Antimony	ND		2.0	2.0	ug/L		10/27/20 20:27	10/27/20 21:49	1
Arsenic	ND		2.0	2.0	ug/L		10/27/20 20:27	10/27/20 21:49	1
Barium	**53**		4.0	4.0	ug/L		10/27/20 20:27	10/27/20 21:49	1
Beryllium	ND		0.80	0.80	ug/L		10/27/20 20:27	10/27/20 21:49	1
Cadmium	ND		2.0	2.0	ug/L		10/27/20 20:27	10/27/20 21:49	1
Chromium	ND		4.0	4.0	ug/L		10/27/20 20:27	10/27/20 21:49	1
Copper	ND		4.0	4.0	ug/L		10/27/20 20:27	10/27/20 21:49	1
Lead	ND		1.2	1.2	ug/L		10/27/20 20:27	10/27/20 21:49	1
Nickel	ND		4.0	4.0	ug/L		10/27/20 20:27	10/27/20 21:49	1
Selenium	ND		2.5	2.5	ug/L		10/27/20 20:27	10/27/20 21:49	1
Silver	ND		2.0	2.0	ug/L		10/27/20 20:27	10/27/20 21:49	1
Thallium	ND		0.80	0.80	ug/L		10/27/20 20:27	10/27/20 21:49	1
Vanadium	ND		4.0	4.0	ug/L		10/27/20 20:27	10/27/20 21:49	1

Client Sample Results

Client: Tighe & Bond
Project/Site: Rockville River Eco Risk, CT

Job ID: 460-221363-1

Client Sample ID: SW-101
Date Collected: 10/21/20 15:50
Date Received: 10/24/20 10:30

Lab Sample ID: 460-221363-7
Matrix: Water

Method: 6020 - Metals (ICP/MS) - Dissolved (Continued)

Analyte	Result	Qualifier	RL	RL	Unit	D	Prepared	Analyzed	Dil Fac
Zinc	ND		16	16	ug/L		10/27/20 20:27	10/27/20 21:49	1

Method: 7470A - Mercury (CVAA)

Analyte	Result	Qualifier	RL	MDL	Unit	D	Prepared	Analyzed	Dil Fac
Mercury	ND		0.20	0.091	ug/L		10/27/20 12:16	10/27/20 14:08	1

Method: 7470A - Mercury (CVAA) - Dissolved

Analyte	Result	Qualifier	RL	MDL	Unit	D	Prepared	Analyzed	Dil Fac
Mercury	ND		0.20	0.091	ug/L		10/27/20 13:42	10/27/20 15:58	1

General Chemistry

Analyte	Result	Qualifier	RL	RL	Unit	D	Prepared	Analyzed	Dil Fac
Hardness as calcium carbonate	58		5.0	5.0	mg/L			10/29/20 15:42	1

Particle Size of Soils by ASTM D422

Sample ID: SED-101
Lab ID: 460-221363-C-1

Percent Solids: 74.2%
Specific Gravity: 2.650

Date Received: 10/24/2020
Start Date: 10/29/2020
End Date: 11/5/2020

Shape (> #10): subangular

Non-soil material: plant
Hardness (> #10): hard

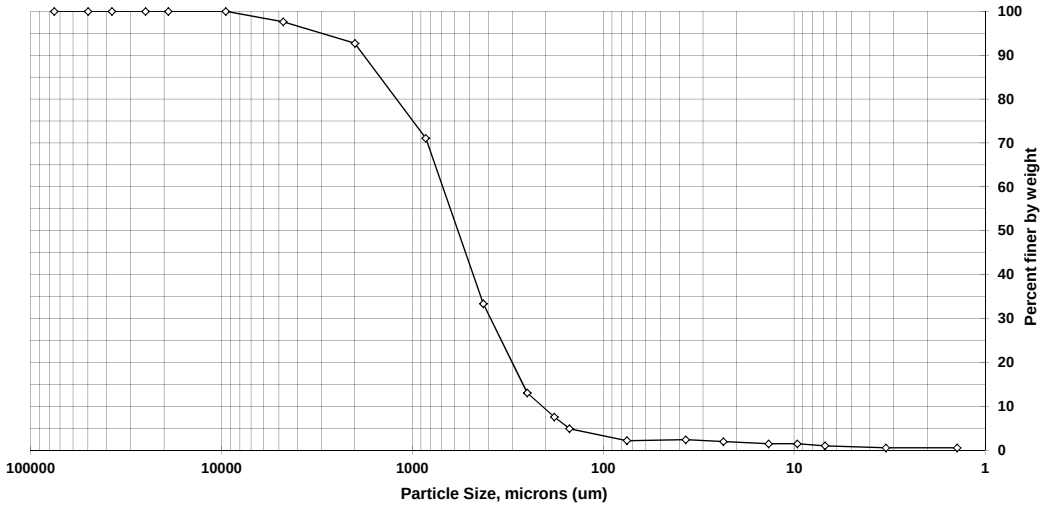

Sieve size	Particle size, um	Percent finer	Incremental percent
3 inch	75000	100.0	0.0
2 inch	50000	100.0	0.0
1.5 inch	37500	100.0	0.0
1 inch	25000	100.0	0.0
3/4 inch	19000	100.0	0.0
3/8 inch	9500	100.0	0.0
#4	4750	97.6	2.4
#10	2000	92.7	4.9
#20	850	71.1	21.6
#40	425	33.4	37.7
#60	250	13.1	20.3
#80	180	7.6	5.5
#100	150	4.9	2.7
#200	75	2.2	2.7
Hyd1	37	2.4	-0.2
Hyd2	23.5	2.0	0.5
Hyd3	13.6	1.5	0.5
Hyd4	9.6	1.5	0.0
Hyd5	6.9	1.0	0.5
Hyd6	3.3	0.5	0.5
Hyd7	1.4	0.5	0.0

Soil Classification	Percent of sample
Gravel	2.4
Sand	95.4
Coarse Sand	4.9
Medium Sand	59.3
Fine Sand	31.2
Silt	1.2
Clay	1.0

Particle Size of Soils by ASTM D422

Sample ID: SED-102
Lab ID: 460-221363-C-2

Percent Solids: 93.4%
Specific Gravity: 2.650

Date Received: 10/24/2020
Start Date: 10/29/2020
End Date: 11/5/2020

Shape (> #10): subangular

Non-soil material: glass
Hardness (> #10): hard

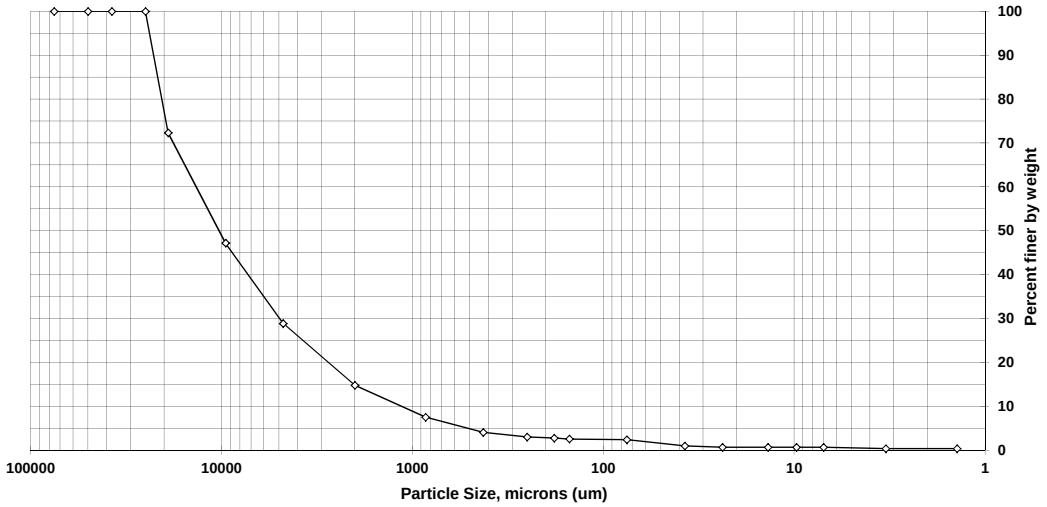

Sieve size	Particle size, um	Percent finer	Incremental percent
3 inch	75000	100.0	0.0
2 inch	50000	100.0	0.0
1.5 inch	37500	100.0	0.0
1 inch	25000	100.0	0.0
3/4 inch	19000	72.3	27.7
3/8 inch	9500	47.2	25.1
#4	4750	28.9	18.3
#10	2000	14.8	14.1
#20	850	7.5	7.3
#40	425	4.1	3.5
#60	250	3.0	1.1
#80	180	2.8	0.3
#100	150	2.6	0.2
#200	75	2.4	0.2
Hyd1	37.3	1.0	1.4
Hyd2	23.7	0.7	0.3
Hyd3	13.7	0.7	0.0
Hyd4	9.7	0.7	0.0
Hyd5	7	0.7	0.0
Hyd6	3.3	0.4	0.3
Hyd7	1.4	0.4	0.0

Soil Classification	Percent of sample
Gravel	71.1
Sand	26.5
Coarse Sand	14.1
Medium Sand	10.7
Fine Sand	1.7
Silt	1.7
Clay	0.7

Particle Size of Soils by ASTM D422

Sample ID: SED-103
Lab ID: 460-221363-C-3

Percent Solids: 82.7%
Specific Gravity: 2.650

Date Received: 10/24/2020
Start Date: 10/29/2020
End Date: 11/5/2020

Shape (> #10): subangular

Non-soil material: na
Hardness (> #10): hard

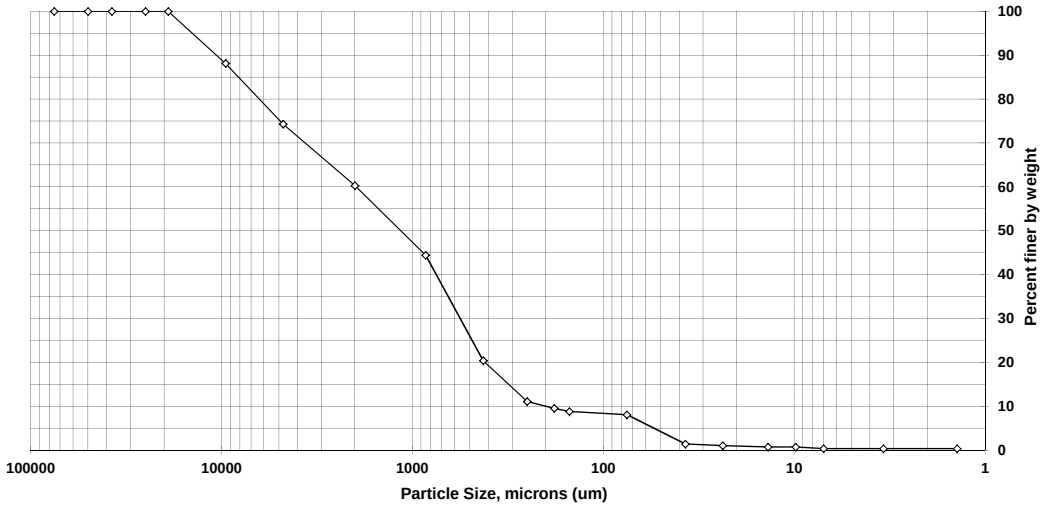

Sieve size	Particle size, um	Percent finer	Incremental percent
3 inch	75000	100.0	0.0
2 inch	50000	100.0	0.0
1.5 inch	37500	100.0	0.0
1 inch	25000	100.0	0.0
3/4 inch	19000	100.0	0.0
3/8 inch	9500	88.1	11.9
#4	4750	74.3	13.8
#10	2000	60.3	14.0
#20	850	44.4	15.9
#40	425	20.4	24.0
#60	250	11.1	9.3
#80	180	9.5	1.6
#100	150	8.8	0.7
#200	75	8.1	0.7
Hyd1	37.1	1.4	6.7
Hyd2	23.6	1.1	0.3
Hyd3	13.7	0.7	0.3
Hyd4	9.8	0.7	0.0
Hyd5	7	0.4	0.3
Hyd6	3.4	0.4	0.0
Hyd7	1.4	0.4	0.0

Soil Classification	Percent of sample
Gravel	25.7
Sand	66.2
Coarse Sand	14.0
Medium Sand	39.9
Fine Sand	12.3
Silt	7.7
Clay	0.4

Particle Size of Soils by ASTM D422

Sample ID: SED-104
Lab ID: 460-221363-C-4

Percent Solids: 83.6%
Specific Gravity: 2.650

Date Received: 10/24/2020
Start Date: 10/29/2020
End Date: 11/5/2020

Shape (> #10): subangular

Non-soil material: na
Hardness (> #10): hard

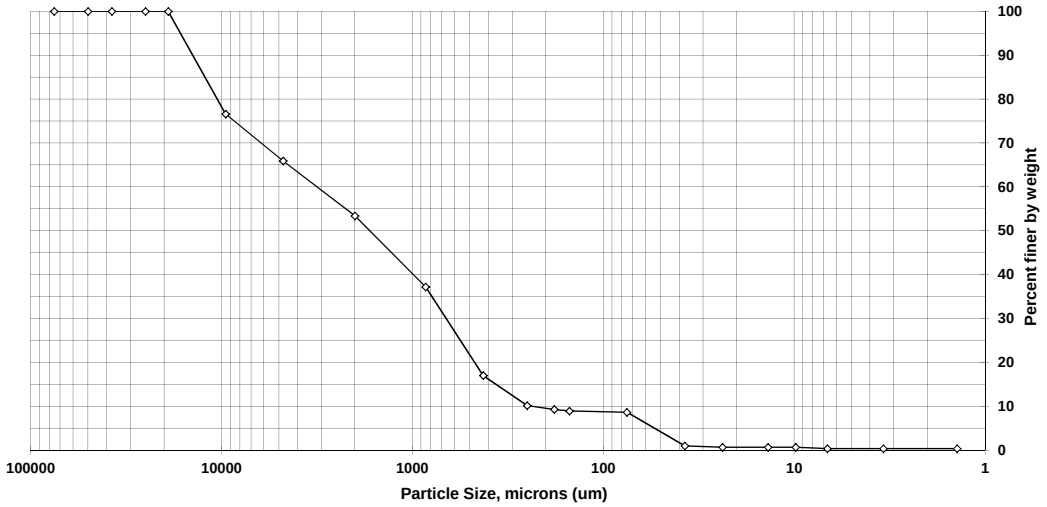

Sieve size	Particle size, um	Percent finer	Incremental percent
3 inch	75000	100.0	0.0
2 inch	50000	100.0	0.0
1.5 inch	37500	100.0	0.0
1 inch	25000	100.0	0.0
3/4 inch	19000	100.0	0.0
3/8 inch	9500	76.6	23.4
#4	4750	65.9	10.7
#10	2000	53.4	12.5
#20	850	37.2	16.2
#40	425	17.0	20.2
#60	250	10.2	6.8
#80	180	9.3	0.9
#100	150	9.0	0.3
#200	75	8.7	0.3
Hyd1	37.3	1.0	7.7
Hyd2	23.7	0.7	0.3
Hyd3	13.7	0.7	0.0
Hyd4	9.8	0.7	0.0
Hyd5	6.7	0.4	0.3
Hyd6	3.4	0.4	0.0
Hyd7	1.4	0.4	0.0

Soil Classification	Percent of sample
Gravel	34.1
Sand	57.2
Coarse Sand	12.5
Medium Sand	36.4
Fine Sand	8.3
Silt	8.3
Clay	0.4

Particle Size of Soils by ASTM D422

Sample ID: SED-105
Lab ID: 460-221363-C-5

Percent Solids: 80.2%
Specific Gravity: 2.650

Date Received: 10/24/2020
Start Date: 10/29/2020
End Date: 11/5/2020

Shape (> #10): subangular

Non-soil material: na
Hardness (> #10): hard

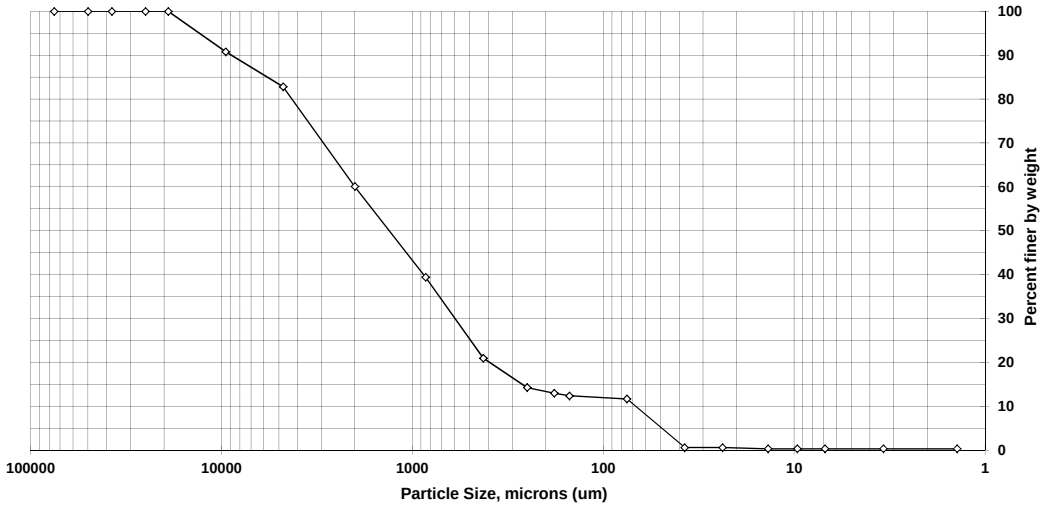

Sieve size	Particle size, um	Percent finer	Incremental percent
3 inch	75000	100.0	0.0
2 inch	50000	100.0	0.0
1.5 inch	37500	100.0	0.0
1 inch	25000	100.0	0.0
3/4 inch	19000	100.0	0.0
3/8 inch	9500	90.8	9.2
#4	4750	82.8	8.0
#10	2000	60.1	22.7
#20	850	39.4	20.7
#40	425	21.0	18.4
#60	250	14.3	6.7
#80	180	13.0	1.3
#100	150	12.4	0.6
#200	75	11.7	0.7
Hyd1	37.4	0.6	11.1
Hyd2	23.7	0.6	0.0
Hyd3	13.7	0.3	0.3
Hyd4	9.6	0.3	0.0
Hyd5	6.9	0.3	0.0
Hyd6	3.4	0.3	0.0
Hyd7	1.4	0.3	0.0

Soil Classification	Percent of sample
Gravel	17.2
Sand	71.1
Coarse Sand	22.7
Medium Sand	39.1
Fine Sand	9.3
Silt	11.4
Clay	0.3

Sediment Grain Size - D422

Client	
Client Sample ID	SED-101
Lab Sample ID	460-221363-C-1

Date Received	10/24/2020
Start Date	10/29/2020 17:29
End Date	11/05/2020 9:47

Dry Weight Determination

Tin Weight	0.99	g
Wet Sample + Tin	28.04	g
Dry Sample + Tin	21.07	g
% Moisture	25.77	%

Non-soil material:	plant
Shape (> #10):	subangular
Hardness (> #10):	hard

Date/Time in oven	10/29/2020 18:00
Date/Time out of oven	10/30/2020 15:47

Sample Weights	Tare (g)	Pan+Samp (g)	Samp (g)
Sample Weight (Wet)	47.88	277.93	230.05
Sample Weight (Oven Dried)			171

Sample Split (oven dried)	Tare (g)	Pan+Samp (g)	Samp (g)
Sample >=#10			12.5
Sample <#10			159
% Passing #10			69.1

Hydrometer Data	
Serial Number	542318
Calib. Date (mm/dd/yyyy)	12/18/2019
Low Temp (C)	17.0
Reading at Low Temp	1.0035
High Temp (C)	23.0
Reading at High Temp	1.0025
Hydrometer Cal Slope	-0.000166667
Hydrometer Cal Intercept	1.006333333
Default Soil Gravity	2.6500

Gravel/Sand Fraction (Sieves)

Sample Fraction	Size (um)	Pan Tare (g)	Pan+Sample (g)	Sample		% Finer	Classification	Sub Class
3 inch	75000			0.00	g	100.0	Gravel	
2 inch	50000			0.00	g	100.0	Gravel	
1.5 inch	37500			0.00	g	100.0	Gravel	
1 inch	25000			0.00	g	100.0	Gravel	
3/4 inch	19000			0.00	g	100.0	Gravel	
3/8 inch	9500			0.00	g	100.0	Gravel	
#4	4750	487.98	492.14	4.16	g	97.6	Gravel	
#10	2000	462.60	470.90	8.30	g	92.7	Sand	Coarse
#20	850	378.33	415.34	37.01	g	71.1	Sand	Medium
#40	425	366.26	430.69	64.43	g	33.4	Sand	Medium
#60	250	347.91	382.54	34.63	g	13.1	Sand	Fine
#80	180	337.55	347.02	9.47	g	7.6	Sand	Fine
#100	150	327.89	332.42	4.53	g	4.9	Sand	Fine
#200	75	312.66	317.30	4.64	g	2.2	Sand	Fine
				0.00	g	2.2		

Adjusted Hydrometer Sample Mass

Hydrometer Sample Mass (g)	171

Silt/Clay Fraction (Hydrometer Test)

Hydrometer Test Time (min)	Actual	Spec. Gravity	Temp C	Particle Size (Micron)	% Finer	Classification	Sub Class
2	2	1.0055	20.5	37	2.43	Silt	
5	5	1.0050	20.5	23.5	1.96	Silt	
15	15	1.0045	20.5	13.6	1.49	Silt	
30	30	1.0045	20.5	9.6	1.49	Silt	
60	59	1.0040	20.5	6.9	1.02	Silt	
250	256	1.0035	20.5	3.3	0.548	Clay	
1440	1440	1.0035	20.5	1.4	0.548	Clay	

The Connecticut Light and Power Company
d/b/a Eversource Energy
Docket No. 26-05-10
Date Issued September 29, 2026
RSR-032 Attachment 9
Page 858 of 897

TestAmerica Burlington

Sediment Grain Size - D422

Client	
Client Sample ID	SED-102
Lab Sample ID	460-221363-C-2

Date Received	10/24/2020
Start Date	10/29/2020 18:30
End Date	11/05/2020 10:10

Dry Weight Determination

Tin Weight	1.00	g
Wet Sample + Tin	33.93	g
Dry Sample + Tin	31.75	g
% Moisture	6.62	%

Non-soil material:	glass
Shape (> #10):	subangular
Hardness (> #10):	hard

Date/Time in oven	10/29/2020 18:32
Date/Time out of oven	10/30/2020 15:48

Sample Weights	Tare (g)	Pan+Samp (g)	Samp (g)
Sample Weight (Wet)	47.81	328.85	281.04
Sample Weight (Oven Dried)			262

Sample Split (oven dried)	Tare (g)	Pan+Samp (g)	Samp (g)
Sample >=#10			223
Sample <#10			39
% Passing #10			13.9

Hydrometer Data

Serial Number	542318
Calib. Date (mm/dd/yyyy)	12/18/2019
Low Temp (C)	17.0
Reading at Low Temp	1.0035
High Temp (C)	23.0
Reading at High Temp	1.0025
Hydrometer Cal Slope	-0.000166667
Hydrometer Cal Intercept	1.006333333
Default Soil Gravity	2.6500

Gravel/Sand Fraction (Sieves)

Sample Fraction	Size (um)	Pan Tare (g)	Pan+Sample (g)	Sample		% Finer	Classification	Sub Class
3 inch	75000			0.00	g	100.0	Gravel	
2 inch	50000			0.00	g	100.0	Gravel	
1.5 inch	37500			0.00	g	100.0	Gravel	
1 inch	25000			0.00	g	100.0	Gravel	
3/4 inch	19000	457.66	530.19	72.53	g	72.3	Gravel	
3/8 inch	9500	447.21	513.06	65.85	g	47.2	Gravel	
#4	4750	487.98	536.02	48.04	g	28.9	Gravel	
#10	2000	462.60	499.60	37.00	g	14.8	Sand	Coarse
#20	850	373.62	392.66	19.04	g	7.5	Sand	Medium
#40	425	361.96	370.99	9.03	g	4.1	Sand	Medium
#60	250	351.98	354.74	2.76	g	3.0	Sand	Fine
#80	180	318.91	319.59	0.68	g	2.8	Sand	Fine
#100	150	328.17	328.73	0.56	g	2.6	Sand	Fine
#200	75	314.14	314.59	0.45	g	2.4	Sand	Fine
				0.00	g	2.4		

Adjusted Hydrometer Sample Mass

Hydrometer Sample Mass (g)	262

Silt/Clay Fraction (Hydrometer Test)

Hydrometer Test Time (min)	Actual	Spec. Gravity	Temp C	Particle Size (Micron)	% Finer	Classification	Sub Class
2	2	1.0045	20.5	37.3	0.971	Silt	
5	5	1.0040	20.5	23.7	0.664	Silt	
15	15	1.0040	20.5	13.7	0.664	Silt	
30	30	1.0040	20.5	9.7	0.664	Silt	
60	58	1.0040	20.5	7	0.664	Silt	
250	256	1.0035	20.5	3.3	0.358	Clay	
1440	1440	1.0035	20.5	1.4	0.358	Clay	

TestAmerica Burlington

Sediment Grain Size - D422

Client	
Client Sample ID	SED-103
Lab Sample ID	460-221363-C-3

Date Received	10/24/2020
Start Date	10/29/2020 18:33
End Date	11/05/2020 10:13

Dry Weight Determination

Tin Weight	1.00	g
Wet Sample + Tin	48.52	g
Dry Sample + Tin	40.29	g
% Moisture	17.32	%

Non-soil material:	na
Shape (> #10):	subangular
Hardness (> #10):	hard

Date/Time in oven	10/29/2020 18:34
Date/Time out of oven	10/30/2020 15:48

Sample Weights	Tare (g)	Pan+Samp (g)	Samp (g)
Sample Weight (Wet)	47.83	334.30	286.47
Sample Weight (Oven Dried)			237

Sample Split (oven dried)	Tare (g)	Pan+Samp (g)	Samp (g)
Sample >=#10			94.2
Sample <#10			143
% Passing #10			49.9

Hydrometer Data

Serial Number	542318
Calib. Date (mm/dd/yyyy)	12/18/2019
Low Temp (C)	17.0
Reading at Low Temp	1.0035
High Temp (C)	23.0
Reading at High Temp	1.0025
Hydrometer Cal Slope	-0.000166667
Hydrometer Cal Intercept	1.006333333
Default Soil Gravity	2.6500

Gravel/Sand Fraction (Sieves)

Sample Fraction	Size (um)	Pan Tare (g)	Pan+Sample (g)	Sample		% Finer	Classification	Sub Class
3 inch	75000			0.00	g	100.0	Gravel	
2 inch	50000			0.00	g	100.0	Gravel	
1.5 inch	37500			0.00	g	100.0	Gravel	
1 inch	25000			0.00	g	100.0	Gravel	
3/4 inch	19000			0.00	g	100.0	Gravel	
3/8 inch	9500	447.21	475.48	28.27	g	88.1	Gravel	
#4	4750	487.98	520.69	32.71	g	74.3	Gravel	
#10	2000	462.60	495.82	33.22	g	60.3	Sand	Coarse
#20	850	378.33	416.10	37.77	g	44.4	Sand	Medium
#40	425	366.26	423.17	56.91	g	20.4	Sand	Medium
#60	250	347.91	369.93	22.02	g	11.1	Sand	Fine
#80	180	337.55	341.25	3.70	g	9.5	Sand	Fine
#100	150	327.89	329.61	1.72	g	8.8	Sand	Fine
#200	75	312.66	314.34	1.68	g	8.1	Sand	Fine
				0.00	g	8.1		

Adjusted Hydrometer Sample Mass

Hydrometer Sample Mass (g)	237

Silt/Clay Fraction (Hydrometer Test)

Hydrometer Test Time (min)	Actual	Spec. Gravity	Temp C	Particle Size (Micron)	% Finer	Classification	Sub Class
2	2	1.0050	20.5	37.1	1.41	Silt	
5	5	1.0045	20.5	23.6	1.07	Silt	
15	15	1.0040	20.5	13.7	0.734	Silt	
30	29	1.0040	20.5	9.8	0.734	Silt	
60	58	1.0035	20.5	7	0.395	Silt	
250	250	1.0035	20.5	3.4	0.395	Clay	
1440	1434	1.0035	20.5	1.4	0.395	Clay	

TestAmerica Burlington

Sediment Grain Size - D422

Client	
Client Sample ID	SED-104
Lab Sample ID	460-221363-C-4

Date Received	10/24/2020
Start Date	10/29/2020 18:34
End Date	11/05/2020 10:17

Dry Weight Determination

Tin Weight	0.99	g
Wet Sample + Tin	34.06	g
Dry Sample + Tin	28.63	g
% Moisture	16.42	%

Non-soil material:	na
Shape (> #10):	subangular
Hardness (> #10):	hard

Date/Time in oven	10/29/2020 18:36
Date/Time out of oven	10/30/2020 15:48

Sample Weights	Tare (g)	Pan+Samp (g)	Samp (g)
Sample Weight (Wet)	47.86	352.75	304.89
Sample Weight (Oven Dried)			255

Sample Split (oven dried)	Tare (g)	Pan+Samp (g)	Samp (g)
Sample >=#10			119
Sample <#10			136
% Passing #10			44.6

Hydrometer Data

Serial Number	542318
Calib. Date (mm/dd/yyyy)	12/18/2019
Low Temp (C)	17.0
Reading at Low Temp	1.0035
High Temp (C)	23.0
Reading at High Temp	1.0025
Hydrometer Cal Slope	-0.000166667
Hydrometer Cal Intercept	1.006333333
Default Soil Gravity	2.6500

Gravel/Sand Fraction (Sieves)

Sample Fraction	Size (um)	Pan Tare (g)	Pan+Sample (g)	Sample		% Finer	Classification	Sub Class
3 inch	75000			0.00	g	100.0	Gravel	
2 inch	50000			0.00	g	100.0	Gravel	
1.5 inch	37500			0.00	g	100.0	Gravel	
1 inch	25000			0.00	g	100.0	Gravel	
3/4 inch	19000			0.00	g	100.0	Gravel	
3/8 inch	9500	447.21	506.95	59.74	g	76.6	Gravel	
#4	4750	487.98	515.25	27.27	g	65.9	Gravel	
#10	2000	462.60	494.54	31.94	g	53.4	Sand	Coarse
#20	850	373.62	414.94	41.32	g	37.2	Sand	Medium
#40	425	361.96	413.46	51.50	g	17.0	Sand	Medium
#60	250	351.98	369.26	17.28	g	10.2	Sand	Fine
#80	180	318.91	321.22	2.31	g	9.3	Sand	Fine
#100	150	328.17	329.01	0.84	g	9.0	Sand	Fine
#200	75	314.14	314.90	0.76	g	8.7	Sand	Fine
				0.00	g	8.7		

Adjusted Hydrometer Sample Mass

Hydrometer Sample Mass (g)	255

Silt/Clay Fraction (Hydrometer Test)

Hydrometer Test Time (min)	Actual	Spec. Gravity	Temp C	Particle Size (Micron)	% Finer	Classification	Sub Class
2	2	1.0045	20.5	37.3	0.997	Silt	
5	5	1.0040	20.5	23.7	0.682	Silt	
15	15	1.0040	20.5	13.7	0.682	Silt	
30	29	1.0040	20.5	9.8	0.682	Silt	
60	63	1.0035	20.5	6.7	0.367	Silt	
250	250	1.0035	20.5	3.4	0.367	Clay	
1440	1434	1.0035	20.5	1.4	0.367	Clay	

TestAmerica Burlington

Sediment Grain Size - D422

Client	
Client Sample ID	SED-105
Lab Sample ID	460-221363-C-5

Date Received	10/24/2020
Start Date	10/29/2020 18:36
End Date	11/05/2020 10:25

Dry Weight Determination

Tin Weight	1.02	g
Wet Sample + Tin	42.52	g
Dry Sample + Tin	34.32	g
% Moisture	19.76	%

Non-soil material:	na
Shape (> #10):	subangular
Hardness (> #10):	hard

Date/Time in oven	10/29/2020 18:37
Date/Time out of oven	10/30/2020 15:49

Sample Weights	Tare (g)	Pan+Samp (g)	Samp (g)
Sample Weight (Wet)	47.86	388.24	340.38
Sample Weight (Oven Dried)			273

Sample Split (oven dried)	Tare (g)	Pan+Samp (g)	Samp (g)
Sample >=#10			109
Sample <#10			164
% Passing #10			48.2

Hydrometer Data

Serial Number	542318
Calib. Date (mm/dd/yyyy)	12/18/2019
Low Temp (C)	17.0
Reading at Low Temp	1.0035
High Temp (C)	23.0
Reading at High Temp	1.0025
Hydrometer Cal Slope	-0.000166667
Hydrometer Cal Intercept	1.006333333
Default Soil Gravity	2.6500

Gravel/Sand Fraction (Sieves)

Sample Fraction	Size (um)	Pan Tare (g)	Pan+Sample (g)	Sample		% Finer	Classification	Sub Class
3 inch	75000			0.00	g	100.0	Gravel	
2 inch	50000			0.00	g	100.0	Gravel	
1.5 inch	37500			0.00	g	100.0	Gravel	
1 inch	25000			0.00	g	100.0	Gravel	
3/4 inch	19000			0.00	g	100.0	Gravel	
3/8 inch	9500	447.21	472.24	25.03	g	90.8	Gravel	
#4	4750	487.98	509.85	21.87	g	82.8	Gravel	
#10	2000	462.60	524.52	61.92	g	60.1	Sand	Coarse
#20	850	378.33	434.77	56.44	g	39.4	Sand	Medium
#40	425	366.26	416.44	50.18	g	21.0	Sand	Medium
#60	250	347.91	366.33	18.42	g	14.3	Sand	Fine
#80	180	337.55	341.20	3.65	g	13.0	Sand	Fine
#100	150	327.89	329.54	1.65	g	12.4	Sand	Fine
#200	75	312.66	314.51	1.85	g	11.7	Sand	Fine
				0.00	g	11.7		

Adjusted Hydrometer Sample Mass

Hydrometer Sample Mass (g)	273

Silt/Clay Fraction (Hydrometer Test)

Hydrometer Test Time (min)	Actual	Spec. Gravity	Temp C	Particle Size (Micron)	% Finer	Classification	Sub Class
2	2	1.0040	20.5	37.4	0.637	Silt	
5	5	1.0040	20.5	23.7	0.637	Silt	
15	15	1.0035	20.5	13.7	0.343	Silt	
30	31	1.0035	20.5	9.6	0.343	Silt	
60	60	1.0035	20.5	6.9	0.343	Silt	
250	240	1.0035	20.5	3.4	0.343	Clay	
1440	1424	1.0035	20.5	1.4	0.343	Clay	

Surrogate Summary

Client: Tighe & Bond
Project/Site: Rockville River Eco Risk, CT

Job ID: 460-221363-1

Method: 8270 - Semivolatile Compounds (GC/MS)

Matrix: Water — **Prep Type: Total/NA**

		Percent Surrogate Recovery (Acceptance Limits)					
Lab Sample ID	Client Sample ID	NBZ (30-130)	PHL (15-110)	TPHL (30-130)	TBP (15-110)	2FP (15-110)	FBP (30-130)
460-221363-6	SW-100	103	59	103	108	75	100
460-221363-7	SW-101	121	36	116	134 X	54	124
LCS 460-734846/2-A	Lab Control Sample	79	30	88	99	41	69
LCSD 460-734846/3-A	Lab Control Sample Dup	79	29	98	112 X	38	73
MB 460-734846/1-A	Method Blank	110	35	114	120 X	54	107

Surrogate Legend

NBZ = Nitrobenzene-d5 (Surr)
PHL = Phenol-d5 (Surr)
TPHL = Terphenyl-d14 (Surr)
TBP = 2,4,6-Tribromophenol (Surr)
2FP = 2-Fluorophenol (Surr)
FBP = 2-Fluorobiphenyl

Method: EPA 8270D LL - Semivolatile Organic Compounds by GC/MS - Low Level

Matrix: Solid — **Prep Type: Total/NA**

		Percent Surrogate Recovery (Acceptance Limits)	
Lab Sample ID	Client Sample ID	NBZ (41-112)	FBP (37-107)
460-221363-1	SED-101	0 X D	0 X D
460-221363-2	SED-102	0 X D	0 X D
460-221363-3	SED-103	0 X D	0 X D
460-221363-4	SED-104	48	47
460-221363-5	SED-105	65	60
LCS 180-335390/2-A	Lab Control Sample	89	85
MB 180-335390/1-A	Method Blank	87	81

Surrogate Legend

NBZ = Nitrobenzene-d5 (Surr)
FBP = 2-Fluorobiphenyl

Method: CT ETPH - Connecticut - Extractable Total petroleum Hydrocarbons (GC)

Matrix: Solid — **Prep Type: Total/NA**

		Percent Surrogate Recovery (Acceptance Limits)
Lab Sample ID	Client Sample ID	OTPH (50-150)
460-221363-1	SED-101	78
460-221363-2	SED-102	80
460-221363-3	SED-103	80
460-221363-4	SED-104	94
460-221363-5	SED-105	88
LCS 460-734992/2-A	Lab Control Sample	67
LCSD 460-734992/3-A	Lab Control Sample Dup	69
MB 460-734992/1-A	Method Blank	70

Surrogate Legend

OTPH = o-Terphenyl

Surrogate Summary

Client: Tighe & Bond
Job ID: 460-221363-1
Project/Site: Rockville River Eco Risk, CT

Method: CT ETPH - Connecticut - Extractable Total petroleum Hydrocarbons (GC)

Matrix: Water **Prep Type: Total/NA**

		Percent Surrogate Recovery (Acceptance Limits)
Lab Sample ID	Client Sample ID	OTPH (50-150)
460-221363-6	SW-100	121
460-221363-7	SW-101	128
LCS 460-734692/2-A	Lab Control Sample	149
LCSD 460-734692/3-A	Lab Control Sample Dup	143
MB 460-734692/1-A	Method Blank	147

Surrogate Legend

OTPH = o-Terphenyl

Instrument	Analysis Date	Injection Time	File Name	Lab ID	Compound	RF	% D	Max %D (1)
BNAGC2	10/29/2020	15:53:00	2F001732	STD3	n-nonane	51.868	22.6%	30
BNAGC2	10/29/2020	15:53:00	2F001732	STD3	n-decane	52.11	22.2%	30
BNAGC2	10/29/2020	15:53:00	2F001732	STD3	dodecane	53.678	19.9%	30
BNAGC2	10/29/2020	15:53:00	2F001732	STD3	n-tetradecane	55.948	16.5%	30
BNAGC2	10/29/2020	15:53:00	2F001732	STD3	Hexadecane	58.004	13.4%	30
BNAGC2	10/29/2020	15:53:00	2F001732	STD3	n-Octadecane	59.775	10.8%	30
BNAGC2	10/29/2020	15:53:00	2F001732	STD3	isocane	62.342	7.0%	30
BNAGC2	10/29/2020	15:53:00	2F001732	STD3	n-docosane	63.603	5.1%	30
BNAGC2	10/29/2020	15:53:00	2F001732	STD3	n-tetracosane	65.287	2.6%	30
BNAGC2	10/29/2020	15:53:00	2F001732	STD3	n-hexacosane	66.325	1.0%	30
BNAGC2	10/29/2020	15:53:00	2F001732	STD3	n-octacosane	67.182	-0.3%	30
BNAGC2	10/29/2020	15:53:00	2F001732	STD3	triacontane	67.22	-0.3%	30
BNAGC2	10/29/2020	15:53:00	2F001732	STD3	dotriacontane	67.453	-0.7%	30
BNAGC2	10/29/2020	15:53:00	2F001732	STD3	tetratriacontane	67.781	-11.6%	30
BNAGC2	10/29/2020	15:53:00	2F001732	STD3	n-hexatriacontane	66.697	0.5%	30
					Average RF	**62**		

(1) : a maximum of one compound may exceed the +/-20% criteria as long the %D for that compound does not exceed +/-50%. A new initial calibration must be analyzed when the discrimination check fails this criteria.

QC Sample Results

Client: Tighe & Bond
Project/Site: Rockville River Eco Risk, CT

Job ID: 460-221363-1

Method: 8270 - Semivolatile Compounds (GC/MS)

Lab Sample ID: MB 460-734846/1-A
Matrix: Water
Analysis Batch: 734984

Client Sample ID: Method Blank
Prep Type: Total/NA
Prep Batch: 734846

Analyte	MB Result	MB Qualifier	RL	RL	Unit	D	Prepared	Analyzed	Dil Fac
2-Methylnaphthalene	ND		10	10	ug/L		10/26/20 09:38	10/26/20 20:00	1

Surrogate	*MB %Recovery*	*MB Qualifier*	*Limits*	*Prepared*	*Analyzed*	*Dil Fac*
Nitrobenzene-d5 (Surr)	*110*		*30 - 130*	*10/26/20 09:38*	*10/26/20 20:00*	*1*
Phenol-d5 (Surr)	*35*		*15 - 110*	*10/26/20 09:38*	*10/26/20 20:00*	*1*
Terphenyl-d14 (Surr)	*114*		*30 - 130*	*10/26/20 09:38*	*10/26/20 20:00*	*1*
2,4,6-Tribromophenol (Surr)	*120*	*X*	*15 - 110*	*10/26/20 09:38*	*10/26/20 20:00*	*1*
2-Fluorophenol (Surr)	*54*		*15 - 110*	*10/26/20 09:38*	*10/26/20 20:00*	*1*
2-Fluorobiphenyl	*107*		*30 - 130*	*10/26/20 09:38*	*10/26/20 20:00*	*1*

Lab Sample ID: LCS 460-734846/2-A
Matrix: Water
Analysis Batch: 734984

Client Sample ID: Lab Control Sample
Prep Type: Total/NA
Prep Batch: 734846

Analyte			Spike Added	LCS Result	LCS Qualifier	Unit	D	%Rec	%Rec. Limits		
2-Methylnaphthalene			80.0	61.7		ug/L		77	40 - 140		

Surrogate	*LCS %Recovery*	*LCS Qualifier*	*Limits*
Nitrobenzene-d5 (Surr)	*79*		*30 - 130*
Phenol-d5 (Surr)	*30*		*15 - 110*
Terphenyl-d14 (Surr)	*88*		*30 - 130*
2,4,6-Tribromophenol (Surr)	*99*		*15 - 110*
2-Fluorophenol (Surr)	*41*		*15 - 110*
2-Fluorobiphenyl	*69*		*30 - 130*

Lab Sample ID: LCSD 460-734846/3-A
Matrix: Water
Analysis Batch: 734984

Client Sample ID: Lab Control Sample Dup
Prep Type: Total/NA
Prep Batch: 734846

Analyte			Spike Added	LCSD Result	LCSD Qualifier	Unit	D	%Rec	%Rec. Limits	RPD	RPD Limit
2-Methylnaphthalene			80.0	60.3		ug/L		75	40 - 140	2	20

Surrogate	*LCSD %Recovery*	*LCSD Qualifier*	*Limits*
Nitrobenzene-d5 (Surr)	*79*		*30 - 130*
Phenol-d5 (Surr)	*29*		*15 - 110*
Terphenyl-d14 (Surr)	*98*		*30 - 130*
2,4,6-Tribromophenol (Surr)	*112*	*X*	*15 - 110*
2-Fluorophenol (Surr)	*38*		*15 - 110*
2-Fluorobiphenyl	*73*		*30 - 130*

Method: 8270 - Semivolatile Organic Compounds (GC/MS SIM)

Lab Sample ID: MB 460-734846/1-A
Matrix: Water
Analysis Batch: 734904

Client Sample ID: Method Blank
Prep Type: Total/NA
Prep Batch: 734846

Analyte	MB Result	MB Qualifier	RL	RL	Unit	D	Prepared	Analyzed	Dil Fac
Benzo[a]anthracene	ND		0.050	0.050	ug/L		10/26/20 09:38	10/26/20 15:52	1

QC Sample Results

Client: Tighe & Bond
Project/Site: Rockville River Eco Risk, CT

Job ID: 460-221363-1

Method: 8270 - Semivolatile Organic Compounds (GC/MS SIM) (Continued)

Lab Sample ID: MB 460-734846/1-A
Matrix: Water
Analysis Batch: 734904

Client Sample ID: Method Blank
Prep Type: Total/NA
Prep Batch: 734846

Analyte	MB Result	MB Qualifier	RL	RL	Unit	D	Prepared	Analyzed	Dil Fac
Anthracene	ND		0.050	0.050	ug/L		10/26/20 09:38	10/26/20 15:52	1
Benzo[a]pyrene	ND		0.050	0.050	ug/L		10/26/20 09:38	10/26/20 15:52	1
Chrysene	ND		0.050	0.050	ug/L		10/26/20 09:38	10/26/20 15:52	1
Naphthalene	ND		0.20	0.20	ug/L		10/26/20 09:38	10/26/20 15:52	1
Phenanthrene	ND		0.050	0.050	ug/L		10/26/20 09:38	10/26/20 15:52	1
Pyrene	ND		0.050	0.050	ug/L		10/26/20 09:38	10/26/20 15:52	1
Acenaphthylene	ND		0.050	0.050	ug/L		10/26/20 09:38	10/26/20 15:52	1
Acenaphthene	ND		0.050	0.050	ug/L		10/26/20 09:38	10/26/20 15:52	1
Fluorene	ND		0.050	0.050	ug/L		10/26/20 09:38	10/26/20 15:52	1
Fluoranthene	ND		0.050	0.050	ug/L		10/26/20 09:38	10/26/20 15:52	1
Benzo[b]fluoranthene	ND		0.050	0.050	ug/L		10/26/20 09:38	10/26/20 15:52	1
Benzo[k]fluoranthene	ND		0.050	0.050	ug/L		10/26/20 09:38	10/26/20 15:52	1
Benzo[g,h,i]perylene	ND		0.050	0.050	ug/L		10/26/20 09:38	10/26/20 15:52	1
Indeno[1,2,3-cd]pyrene	ND		0.050	0.050	ug/L		10/26/20 09:38	10/26/20 15:52	1
Dibenz(a,h)anthracene	ND		0.050	0.050	ug/L		10/26/20 09:38	10/26/20 15:52	1

Lab Sample ID: LCS 460-734846/4-A
Matrix: Water
Analysis Batch: 734904

Client Sample ID: Lab Control Sample
Prep Type: Total/NA
Prep Batch: 734846

Analyte	Spike Added	LCS Result	LCS Qualifier	Unit	D	%Rec	%Rec. Limits
Benzo[a]anthracene	0.800	0.732		ug/L		92	40 - 140
Anthracene	0.800	0.593		ug/L		74	40 - 140
Benzo[a]pyrene	0.800	0.692		ug/L		86	40 - 140
Chrysene	0.800	0.758		ug/L		95	40 - 140
Naphthalene	0.800	0.445		ug/L		56	40 - 140
Phenanthrene	0.800	0.618		ug/L		77	40 - 140
Pyrene	0.800	0.753		ug/L		94	40 - 140
Acenaphthylene	0.800	0.496		ug/L		62	40 - 140
Acenaphthene	0.800	0.517		ug/L		65	40 - 140
Fluorene	0.800	0.547		ug/L		68	40 - 140
Fluoranthene	0.800	0.622		ug/L		78	40 - 140
Benzo[b]fluoranthene	0.800	0.698		ug/L		87	40 - 140
Benzo[k]fluoranthene	0.800	0.759		ug/L		95	40 - 140
Benzo[g,h,i]perylene	0.800	0.861		ug/L		108	40 - 140
Indeno[1,2,3-cd]pyrene	0.800	0.866		ug/L		108	40 - 140
Dibenz(a,h)anthracene	0.800	0.848		ug/L		106	40 - 140

Lab Sample ID: LCSD 460-734846/5-A
Matrix: Water
Analysis Batch: 734904

Client Sample ID: Lab Control Sample Dup
Prep Type: Total/NA
Prep Batch: 734846

Analyte	Spike Added	LCSD Result	LCSD Qualifier	Unit	D	%Rec	%Rec. Limits	RPD	RPD Limit
Benzo[a]anthracene	0.800	0.728		ug/L		91	40 - 140	1	20
Anthracene	0.800	0.596		ug/L		75	40 - 140	1	20
Benzo[a]pyrene	0.800	0.699		ug/L		87	40 - 140	1	20
Chrysene	0.800	0.755		ug/L		94	40 - 140	0	20
Naphthalene	0.800	0.446		ug/L		56	40 - 140	0	20
Phenanthrene	0.800	0.615		ug/L		77	40 - 140	0	20

QC Sample Results

Client: Tighe & Bond
Project/Site: Rockville River Eco Risk, CT

Job ID: 460-221363-1

Method: 8270 - Semivolatile Organic Compounds (GC/MS SIM) (Continued)

Lab Sample ID: LCSD 460-734846/5-A
Matrix: Water
Analysis Batch: 734904

Client Sample ID: Lab Control Sample Dup
Prep Type: Total/NA
Prep Batch: 734846

Analyte			Spike Added	LCSD Result	LCSD Qualifier	Unit	D	%Rec	%Rec. Limits	RPD	RPD Limit
Pyrene			0.800	0.743		ug/L		93	40 - 140	1	20
Acenaphthylene			0.800	0.492		ug/L		61	40 - 140	1	20
Acenaphthene			0.800	0.517		ug/L		65	40 - 140	0	20
Fluorene			0.800	0.548		ug/L		69	40 - 140	0	20
Fluoranthene			0.800	0.632		ug/L		79	40 - 140	1	20
Benzo[b]fluoranthene			0.800	0.708		ug/L		88	40 - 140	1	20
Benzo[k]fluoranthene			0.800	0.741		ug/L		93	40 - 140	2	20
Benzo[g,h,i]perylene			0.800	0.863		ug/L		108	40 - 140	0	20
Indeno[1,2,3-cd]pyrene			0.800	0.875		ug/L		109	40 - 140	1	20
Dibenz(a,h)anthracene			0.800	0.826		ug/L		103	40 - 140	3	20

Method: EPA 8270D LL - Semivolatile Organic Compounds by GC/MS - Low Level

Lab Sample ID: MB 180-335390/1-A
Matrix: Solid
Analysis Batch: 335485

Client Sample ID: Method Blank
Prep Type: Total/NA
Prep Batch: 335390

Analyte	MB Result	MB Qualifier	RL	MDL	Unit	D	Prepared	Analyzed	Dil Fac
Benzo[a]anthracene	ND		3.4	1.5	ug/Kg		10/30/20 11:09	10/31/20 14:41	1
Anthracene	ND		3.4	0.87	ug/Kg		10/30/20 11:09	10/31/20 14:41	1
Benzo[a]pyrene	ND		3.4	1.4	ug/Kg		10/30/20 11:09	10/31/20 14:41	1
Chrysene	ND		3.4	1.9	ug/Kg		10/30/20 11:09	10/31/20 14:41	1
Naphthalene	ND		3.4	0.65	ug/Kg		10/30/20 11:09	10/31/20 14:41	1
Phenanthrene	ND		3.4	0.90	ug/Kg		10/30/20 11:09	10/31/20 14:41	1
Pyrene	ND		3.4	0.79	ug/Kg		10/30/20 11:09	10/31/20 14:41	1
Acenaphthylene	ND		3.4	0.73	ug/Kg		10/30/20 11:09	10/31/20 14:41	1
Acenaphthene	ND		3.4	0.96	ug/Kg		10/30/20 11:09	10/31/20 14:41	1
Fluorene	ND		3.4	0.66	ug/Kg		10/30/20 11:09	10/31/20 14:41	1
Fluoranthene	ND		3.4	0.88	ug/Kg		10/30/20 11:09	10/31/20 14:41	1
Benzo[b]fluoranthene	ND		3.4	0.82	ug/Kg		10/30/20 11:09	10/31/20 14:41	1
Benzo[k]fluoranthene	ND		3.4	1.0	ug/Kg		10/30/20 11:09	10/31/20 14:41	1
Benzo[g,h,i]perylene	ND		3.4	0.72	ug/Kg		10/30/20 11:09	10/31/20 14:41	1
Indeno[1,2,3-cd]pyrene	ND		3.4	1.7	ug/Kg		10/30/20 11:09	10/31/20 14:41	1
Dibenz(a,h)anthracene	ND		3.4	2.1	ug/Kg		10/30/20 11:09	10/31/20 14:41	1
2-Methylnaphthalene	ND		3.4	0.80	ug/Kg		10/30/20 11:09	10/31/20 14:41	1

Surrogate	*MB %Recovery*	*MB Qualifier*	*Limits*	*Prepared*	*Analyzed*	*Dil Fac*
Nitrobenzene-d5 (Surr)	*87*		*41 - 112*	*10/30/20 11:09*	*10/31/20 14:41*	*1*
2-Fluorobiphenyl	*81*		*37 - 107*	*10/30/20 11:09*	*10/31/20 14:41*	*1*

Lab Sample ID: LCS 180-335390/2-A
Matrix: Solid
Analysis Batch: 335485

Client Sample ID: Lab Control Sample
Prep Type: Total/NA
Prep Batch: 335390

Analyte			Spike Added	LCS Result	LCS Qualifier	Unit	D	%Rec	%Rec. Limits		
Benzo[a]anthracene			333	269		ug/Kg		81	48 - 100		
Anthracene			333	285		ug/Kg		86	50 - 111		
Benzo[a]pyrene			333	252		ug/Kg		76	48 - 106		
Chrysene			333	228		ug/Kg		68	48 - 100		

QC Sample Results

Client: Tighe & Bond
Project/Site: Rockville River Eco Risk, CT

Job ID: 460-221363-1

Method: EPA 8270D LL - Semivolatile Organic Compounds by GC/MS - Low Level (Continued)

Lab Sample ID: LCS 180-335390/2-A
Matrix: Solid
Analysis Batch: 335485

Client Sample ID: Lab Control Sample
Prep Type: Total/NA
Prep Batch: 335390

Analyte			Spike Added	LCS Result	LCS Qualifier	Unit	D	%Rec	%Rec. Limits		
Naphthalene			333	258		ug/Kg		77	49 - 100		
Phenanthrene			333	273		ug/Kg		82	48 - 106		
Pyrene			333	273		ug/Kg		82	47 - 100		
Acenaphthylene			333	289		ug/Kg		87	45 - 104		
Acenaphthene			333	297		ug/Kg		89	48 - 101		
Fluorene			333	286		ug/Kg		86	49 - 100		
Fluoranthene			333	255		ug/Kg		76	52 - 100		
Benzo[b]fluoranthene			333	249		ug/Kg		75	46 - 100		
Benzo[k]fluoranthene			333	253		ug/Kg		76	46 - 107		
Benzo[g,h,i]perylene			333	231		ug/Kg		69	47 - 105		
Indeno[1,2,3-cd]pyrene			333	266		ug/Kg		80	48 - 105		
Dibenz(a,h)anthracene			333	223		ug/Kg		67	47 - 106		
2-Methylnaphthalene			333	253		ug/Kg		76	50 - 100		

Surrogate	*LCS %Recovery*	*LCS Qualifier*	*Limits*
Nitrobenzene-d5 (Surr)	*89*		*41 - 112*
2-Fluorobiphenyl	*85*		*37 - 107*

Method: CT ETPH - Connecticut - Extractable Total petroleum Hydrocarbons (GC)

Lab Sample ID: MB 460-734692/1-A
Matrix: Water
Analysis Batch: 734680

Client Sample ID: Method Blank
Prep Type: Total/NA
Prep Batch: 734692

Analyte	MB Result	MB Qualifier	RL	MDL	Unit	D	Prepared	Analyzed	Dil Fac
C9-C36	ND		0.075	0.015	mg/L		10/25/20 15:54	10/25/20 20:42	1

Surrogate	*MB %Recovery*	*MB Qualifier*	*Limits*	*Prepared*	*Analyzed*	*Dil Fac*
o-Terphenyl	*147*		*50 - 150*	*10/25/20 15:54*	*10/25/20 20:42*	*1*

Lab Sample ID: LCS 460-734692/2-A
Matrix: Water
Analysis Batch: 734680

Client Sample ID: Lab Control Sample
Prep Type: Total/NA
Prep Batch: 734692

Analyte			Spike Added	LCS Result	LCS Qualifier	Unit	D	%Rec	%Rec. Limits		
C9-C36			2.25	1.76		mg/L		78	60 - 120		

Surrogate	*LCS %Recovery*	*LCS Qualifier*	*Limits*
o-Terphenyl	*149*		*50 - 150*

Lab Sample ID: LCSD 460-734692/3-A
Matrix: Water
Analysis Batch: 734680

Client Sample ID: Lab Control Sample Dup
Prep Type: Total/NA
Prep Batch: 734692

Analyte			Spike Added	LCSD Result	LCSD Qualifier	Unit	D	%Rec	%Rec. Limits	RPD	RPD Limit
C9-C36			2.25	1.86		mg/L		83	60 - 120	6	30

QC Sample Results

Client: Tighe & Bond
Project/Site: Rockville River Eco Risk, CT

Job ID: 460-221363-1

Method: CT ETPH - Connecticut - Extractable Total petroleum Hydrocarbons (GC) (Continued)

Lab Sample ID: LCSD 460-734692/3-A
Matrix: Water
Analysis Batch: 734680

Client Sample ID: Lab Control Sample Dup
Prep Type: Total/NA
Prep Batch: 734692

Surrogate	LCSD %Recovery	LCSD Qualifier	Limits
o-Terphenyl	143		50 - 150

Lab Sample ID: MB 460-734992/1-A
Matrix: Solid
Analysis Batch: 735883

Client Sample ID: Method Blank
Prep Type: Total/NA
Prep Batch: 734992

Analyte	MB Result	MB Qualifier	RL	MDL	Unit	D	Prepared	Analyzed	Dil Fac
C9-C36	ND		5.0	0.38	mg/Kg		10/26/20 18:53	10/29/20 16:09	1

Surrogate	MB %Recovery	MB Qualifier	Limits	Prepared	Analyzed	Dil Fac
o-Terphenyl	70		50 - 150	10/26/20 18:53	10/29/20 16:09	1

Lab Sample ID: LCS 460-734992/2-A
Matrix: Solid
Analysis Batch: 735883

Client Sample ID: Lab Control Sample
Prep Type: Total/NA
Prep Batch: 734992

Analyte			Spike Added	LCS Result	LCS Qualifier	Unit	D	%Rec	%Rec. Limits		
C9-C36			200	142		mg/Kg		71	60 - 120		

Surrogate	LCS %Recovery	LCS Qualifier	Limits
o-Terphenyl	67		50 - 150

Lab Sample ID: LCSD 460-734992/3-A
Matrix: Solid
Analysis Batch: 735883

Client Sample ID: Lab Control Sample Dup
Prep Type: Total/NA
Prep Batch: 734992

Analyte			Spike Added	LCSD Result	LCSD Qualifier	Unit	D	%Rec	%Rec. Limits	RPD	RPD Limit
C9-C36			200	148		mg/Kg		74	60 - 120	4	30

Surrogate	LCSD %Recovery	LCSD Qualifier	Limits
o-Terphenyl	69		50 - 150

Method: 6020 - Metals (ICP/MS)

Lab Sample ID: MB 460-735054/1-A
Matrix: Solid
Analysis Batch: 735527

Client Sample ID: Method Blank
Prep Type: Total/NA
Prep Batch: 735054

Analyte	MB Result	MB Qualifier	RL	RL	Unit	D	Prepared	Analyzed	Dil Fac
Antimony	ND		1.0	1.0	mg/Kg		10/27/20 02:47	10/28/20 15:11	1
Arsenic	ND		1.0	1.0	mg/Kg		10/27/20 02:47	10/28/20 15:11	1
Barium	ND		2.0	2.0	mg/Kg		10/27/20 02:47	10/28/20 15:11	1
Beryllium	ND		0.40	0.40	mg/Kg		10/27/20 02:47	10/28/20 15:11	1
Cadmium	ND		1.0	1.0	mg/Kg		10/27/20 02:47	10/28/20 15:11	1
Chromium	ND		2.0	2.0	mg/Kg		10/27/20 02:47	10/28/20 15:11	1
Copper	ND		2.0	2.0	mg/Kg		10/27/20 02:47	10/28/20 15:11	1
Lead	ND		0.60	0.60	mg/Kg		10/27/20 02:47	10/28/20 15:11	1
Nickel	ND		2.0	2.0	mg/Kg		10/27/20 02:47	10/28/20 15:11	1

QC Sample Results

Client: Tighe & Bond
Project/Site: Rockville River Eco Risk, CT

Job ID: 460-221363-1

Method: 6020 - Metals (ICP/MS) (Continued)

Lab Sample ID: MB 460-735054/1-A
Matrix: Solid
Analysis Batch: 735527

Client Sample ID: Method Blank
Prep Type: Total/NA
Prep Batch: 735054

Analyte	MB Result	MB Qualifier	RL	RL	Unit	D	Prepared	Analyzed	Dil Fac
Selenium	ND		1.3	1.3	mg/Kg		10/27/20 02:47	10/28/20 15:11	1
Silver	ND		1.0	1.0	mg/Kg		10/27/20 02:47	10/28/20 15:11	1
Thallium	ND		0.40	0.40	mg/Kg		10/27/20 02:47	10/28/20 15:11	1
Vanadium	ND		2.0	2.0	mg/Kg		10/27/20 02:47	10/28/20 15:11	1
Zinc	ND		8.0	8.0	mg/Kg		10/27/20 02:47	10/28/20 15:11	1

Lab Sample ID: LCSSRM 460-735054/2-A ^5
Matrix: Solid
Analysis Batch: 735527

Client Sample ID: Lab Control Sample
Prep Type: Total/NA
Prep Batch: 735054

Analyte	Spike Added	LCSSRM Result	LCSSRM Qualifier	Unit	D	%Rec	%Rec. Limits
Antimony	120	71.2		mg/Kg		59.3	4.8 - 195.0
Arsenic	95.5	97.9		mg/Kg		102.5	82.8 - 117.3
Barium	300	292		mg/Kg		97.4	82.3 - 117.7
Beryllium	103	103		mg/Kg		99.5	82.8 - 116.5
Cadmium	135	137		mg/Kg		101.4	83.0 - 117.8
Chromium	147	152		mg/Kg		103.1	82.3 - 117.7
Copper	150	155		mg/Kg		103.4	84.0 - 116.0
Lead	92.3	94.1		mg/Kg		102.0	83.1 - 117.0
Nickel	59.8	63.5		mg/Kg		106.1	82.6 - 117.6
Selenium	42.0	42.9		mg/Kg		102.2	79.5 - 120.5
Silver	40.3	40.5		mg/Kg		100.6	80.6 - 119.4
Thallium	83.1	84.0		mg/Kg		101.0	81.0 - 119.0
Vanadium	96.9	96.9		mg/Kg		100	79.2 - 120.7
Zinc	369	382		mg/Kg		103.6	80.8 - 119.2

Lab Sample ID: MB 460-735311/1-A
Matrix: Water
Analysis Batch: 735229

Client Sample ID: Method Blank
Prep Type: Total/NA
Prep Batch: 735311

Analyte	MB Result	MB Qualifier	RL	RL	Unit	D	Prepared	Analyzed	Dil Fac
Antimony	ND		2.0	2.0	ug/L		10/27/20 19:04	10/27/20 21:19	1
Arsenic	ND		2.0	2.0	ug/L		10/27/20 19:04	10/27/20 21:19	1
Barium	ND		4.0	4.0	ug/L		10/27/20 19:04	10/27/20 21:19	1
Beryllium	ND		0.80	0.80	ug/L		10/27/20 19:04	10/27/20 21:19	1
Cadmium	ND		2.0	2.0	ug/L		10/27/20 19:04	10/27/20 21:19	1
Chromium	ND		4.0	4.0	ug/L		10/27/20 19:04	10/27/20 21:19	1
Copper	ND		4.0	4.0	ug/L		10/27/20 19:04	10/27/20 21:19	1
Lead	ND		1.2	1.2	ug/L		10/27/20 19:04	10/27/20 21:19	1

QC Sample Results

Client: Tighe & Bond
Project/Site: Rockville River Eco Risk, CT

Job ID: 460-221363-1

Method: 6020 - Metals (ICP/MS) (Continued)

Lab Sample ID: MB 460-735311/1-A
Matrix: Water
Analysis Batch: 735229

Client Sample ID: Method Blank
Prep Type: Total/NA
Prep Batch: 735311

Analyte	MB Result	MB Qualifier	RL	RL	Unit	D	Prepared	Analyzed	Dil Fac
Nickel	ND		4.0	4.0	ug/L		10/27/20 19:04	10/27/20 21:19	1
Selenium	ND		2.5	2.5	ug/L		10/27/20 19:04	10/27/20 21:19	1
Silver	ND		2.0	2.0	ug/L		10/27/20 19:04	10/27/20 21:19	1
Thallium	ND		0.80	0.80	ug/L		10/27/20 19:04	10/27/20 21:19	1
Vanadium	ND		4.0	4.0	ug/L		10/27/20 19:04	10/27/20 21:19	1
Zinc	ND		16	16	ug/L		10/27/20 19:04	10/27/20 21:19	1

Lab Sample ID: LCS 460-735311/2-A
Matrix: Water
Analysis Batch: 735229

Client Sample ID: Lab Control Sample
Prep Type: Total/NA
Prep Batch: 735311

Analyte	Spike Added	LCS Result	LCS Qualifier	Unit	D	%Rec	%Rec. Limits
Antimony	25.0	25.5		ug/L		102	80 - 120
Arsenic	50.0	52.1		ug/L		104	80 - 120
Barium	50.0	50.6		ug/L		101	80 - 120
Beryllium	25.0	25.4		ug/L		101	80 - 120
Cadmium	25.0	24.9		ug/L		99	80 - 120
Chromium	50.0	52.1		ug/L		104	80 - 120
Copper	50.0	53.2		ug/L		106	80 - 120
Lead	25.0	24.8		ug/L		99	80 - 120
Nickel	50.0	53.1		ug/L		106	80 - 120
Selenium	50.0	53.0		ug/L		106	80 - 120
Silver	25.0	27.5		ug/L		110	80 - 120
Thallium	20.0	19.1		ug/L		96	80 - 120
Vanadium	50.0	52.6		ug/L		105	80 - 120
Zinc	250	262		ug/L		105	80 - 120

Lab Sample ID: MB 460-735388/1-A
Matrix: Water
Analysis Batch: 735775

Client Sample ID: Method Blank
Prep Type: Total/NA
Prep Batch: 735388

Analyte	MB Result	MB Qualifier	RL	RL	Unit	D	Prepared	Analyzed	Dil Fac
Antimony	ND		2.0	2.0	ug/L		10/28/20 04:26	10/29/20 01:14	1
Arsenic	ND		2.0	2.0	ug/L		10/28/20 04:26	10/29/20 01:14	1
Barium	ND		4.0	4.0	ug/L		10/28/20 04:26	10/29/20 01:14	1
Beryllium	ND		0.80	0.80	ug/L		10/28/20 04:26	10/29/20 01:14	1
Cadmium	ND		2.0	2.0	ug/L		10/28/20 04:26	10/29/20 01:14	1
Chromium	ND		4.0	4.0	ug/L		10/28/20 04:26	10/29/20 01:14	1
Copper	ND		4.0	4.0	ug/L		10/28/20 04:26	10/29/20 01:14	1
Lead	ND		1.2	1.2	ug/L		10/28/20 04:26	10/29/20 01:14	1
Nickel	ND		4.0	4.0	ug/L		10/28/20 04:26	10/29/20 01:14	1
Selenium	ND		2.5	2.5	ug/L		10/28/20 04:26	10/29/20 01:14	1
Silver	ND		2.0	2.0	ug/L		10/28/20 04:26	10/29/20 01:14	1
Thallium	ND		0.80	0.80	ug/L		10/28/20 04:26	10/29/20 01:14	1
Vanadium	ND		4.0	4.0	ug/L		10/28/20 04:26	10/29/20 01:14	1
Zinc	ND		16	16	ug/L		10/28/20 04:26	10/29/20 01:14	1

QC Sample Results

Client: Tighe & Bond
Project/Site: Rockville River Eco Risk, CT

Job ID: 460-221363-1

Method: 6020 - Metals (ICP/MS) (Continued)

Lab Sample ID: LCS 460-735388/2-A
Matrix: Water
Analysis Batch: 735775

Client Sample ID: Lab Control Sample
Prep Type: Total/NA
Prep Batch: 735388

Analyte	Spike Added	LCS Result	LCS Qualifier	Unit	D	%Rec	%Rec. Limits
Antimony	25.0	26.7		ug/L		107	80 - 120
Arsenic	50.0	53.4		ug/L		107	80 - 120
Barium	50.0	48.3		ug/L		97	80 - 120
Beryllium	25.0	25.9		ug/L		103	80 - 120
Cadmium	25.0	25.8		ug/L		103	80 - 120
Chromium	50.0	52.4		ug/L		105	80 - 120
Copper	50.0	52.5		ug/L		105	80 - 120
Lead	25.0	26.6		ug/L		106	80 - 120
Nickel	50.0	54.4		ug/L		109	80 - 120
Selenium	50.0	51.8		ug/L		104	80 - 120
Silver	25.0	26.7		ug/L		107	80 - 120
Thallium	20.0	21.3		ug/L		106	80 - 120
Vanadium	50.0	49.8		ug/L		100	80 - 120
Zinc	250	265		ug/L		106	80 - 120

Lab Sample ID: 460-221363-6 MS
Matrix: Water
Analysis Batch: 735775

Client Sample ID: SW-100
Prep Type: Total/NA
Prep Batch: 735388

Analyte	Sample Result	Sample Qualifier	Spike Added	MS Result	MS Qualifier	Unit	D	%Rec	%Rec. Limits
Antimony	ND		25.0	28.2		ug/L		113	75 - 125
Arsenic	ND		50.0	53.1		ug/L		106	75 - 125
Barium	51		50.0	102		ug/L		102	75 - 125
Beryllium	ND		25.0	27.0		ug/L		108	75 - 125
Cadmium	ND		25.0	26.9		ug/L		108	75 - 125
Chromium	ND		50.0	54.2		ug/L		108	75 - 125
Copper	ND		50.0	55.3		ug/L		111	75 - 125
Lead	ND		25.0	27.0		ug/L		108	75 - 125
Nickel	ND		50.0	56.5		ug/L		113	75 - 125
Selenium	ND		50.0	54.4		ug/L		109	75 - 125
Silver	ND		25.0	27.3		ug/L		109	75 - 125
Thallium	ND		20.0	21.1		ug/L		106	75 - 125
Vanadium	ND		50.0	54.2		ug/L		108	75 - 125
Zinc	ND		250	278		ug/L		111	75 - 125

Lab Sample ID: 460-221363-6 DU
Matrix: Water
Analysis Batch: 735775

Client Sample ID: SW-100
Prep Type: Total/NA
Prep Batch: 735388

Analyte	Sample Result	Sample Qualifier	DU Result	DU Qualifier	Unit	D	RPD	RPD Limit
Antimony	ND		ND		ug/L		NC	20
Arsenic	ND		ND		ug/L		NC	20
Barium	51		46.2		ug/L		10	20
Beryllium	ND		ND		ug/L		NC	20
Cadmium	ND		ND		ug/L		NC	20
Chromium	ND		ND		ug/L		NC	20
Copper	ND		ND		ug/L		NC	20
Lead	ND		ND		ug/L		NC	20
Nickel	ND		ND		ug/L		NC	20

QC Sample Results

Client: Tighe & Bond
Project/Site: Rockville River Eco Risk, CT

Job ID: 460-221363-1

Method: 6020 - Metals (ICP/MS) (Continued)

Lab Sample ID: 460-221363-6 DU
Matrix: Water
Analysis Batch: 735775

Client Sample ID: SW-100
Prep Type: Total/NA
Prep Batch: 735388

Analyte	Sample Result	Sample Qualifier		DU Result	DU Qualifier	Unit	D			RPD	RPD Limit
Selenium	ND			ND		ug/L				NC	20
Silver	ND			ND		ug/L				NC	20
Thallium	ND			ND		ug/L				NC	20
Vanadium	ND			ND		ug/L				NC	20
Zinc	ND			ND		ug/L				NC	20

Method: 7470A - Mercury (CVAA)

Lab Sample ID: MB 460-735190/1-A
Matrix: Water
Analysis Batch: 735241

Client Sample ID: Method Blank
Prep Type: Total/NA
Prep Batch: 735190

Analyte	MB Result	MB Qualifier	RL	MDL	Unit	D	Prepared	Analyzed	Dil Fac
Mercury	ND		0.20	0.091	ug/L		10/27/20 12:16	10/27/20 13:32	1

Lab Sample ID: LCS 460-735190/2-A
Matrix: Water
Analysis Batch: 735241

Client Sample ID: Lab Control Sample
Prep Type: Total/NA
Prep Batch: 735190

Analyte			Spike Added	LCS Result	LCS Qualifier	Unit	D	%Rec	%Rec. Limits		
Mercury			1.00	1.06		ug/L		106	80 - 120		

Lab Sample ID: MB 460-735215/1-A
Matrix: Water
Analysis Batch: 735241

Client Sample ID: Method Blank
Prep Type: Total/NA
Prep Batch: 735215

Analyte	MB Result	MB Qualifier	RL	MDL	Unit	D	Prepared	Analyzed	Dil Fac
Mercury	ND		0.20	0.091	ug/L		10/27/20 13:42	10/27/20 15:08	1

Lab Sample ID: LCS 460-735215/3-A
Matrix: Water
Analysis Batch: 735241

Client Sample ID: Lab Control Sample
Prep Type: Total/NA
Prep Batch: 735215

Analyte			Spike Added	LCS Result	LCS Qualifier	Unit	D	%Rec	%Rec. Limits		
Mercury			1.00	0.989		ug/L		99	80 - 120		

Method: 7471 - Mercury (CVAA)

Lab Sample ID: MB 460-735387/1-A
Matrix: Solid
Analysis Batch: 735489

Client Sample ID: Method Blank
Prep Type: Total/NA
Prep Batch: 735387

Analyte	MB Result	MB Qualifier	RL	RL	Unit	D	Prepared	Analyzed	Dil Fac
Mercury	ND		0.017	0.017	mg/Kg		10/28/20 04:26	10/28/20 09:14	1

QC Sample Results

Client: Tighe & Bond
Project/Site: Rockville River Eco Risk, CT

Job ID: 460-221363-1

Method: 7471 - Mercury (CVAA) (Continued)

Lab Sample ID: LCSSRM 460-735387/2-A ^40
Matrix: Solid
Analysis Batch: 735489

Client Sample ID: Lab Control Sample
Prep Type: Total/NA
Prep Batch: 735387

Analyte			Spike Added	LCSSRM Result	LCSSRM Qualifier	Unit	D	%Rec	%Rec. Limits		
Mercury			18.4	17.0		mg/Kg		92.2	60.9 - 138.6		

Lab Sample ID: 460-221363-1 MS
Matrix: Solid
Analysis Batch: 735489

Client Sample ID: SED-101
Prep Type: Total/NA
Prep Batch: 735387

Analyte	Sample Result	Sample Qualifier	Spike Added	MS Result	MS Qualifier	Unit	D	%Rec	%Rec. Limits		
Mercury	ND		0.100	0.0995		mg/Kg	☼	99	80 - 120		

Lab Sample ID: 460-221363-1 DU
Matrix: Solid
Analysis Batch: 735489

Client Sample ID: SED-101
Prep Type: Total/NA
Prep Batch: 735387

Analyte	Sample Result	Sample Qualifier		DU Result	DU Qualifier	Unit	D			RPD	RPD Limit
Mercury	ND			ND		mg/Kg	☼			NC	20

Method: Lloyd Kahn - Organic Carbon, Total (TOC)

Lab Sample ID: MB 460-735526/3
Matrix: Solid
Analysis Batch: 735526

Client Sample ID: Method Blank
Prep Type: Total/NA

Analyte	MB Result	MB Qualifier	RL	MDL	Unit	D	Prepared	Analyzed	Dil Fac
TOC Result 1	ND		100	81	mg/Kg			10/28/20 10:15	1

Lab Sample ID: LCSSRM 460-735526/4
Matrix: Solid
Analysis Batch: 735526

Client Sample ID: Lab Control Sample
Prep Type: Total/NA

Analyte			Spike Added	LCSSRM Result	LCSSRM Qualifier	Unit	D	%Rec	%Rec. Limits		
TOC Result 1			13800	13800		mg/Kg		100.4	34.9 - 192.8		

Method: Moisture - Percent Moisture

Lab Sample ID: 460-221363-3 DU
Matrix: Solid
Analysis Batch: 735163

Client Sample ID: SED-103
Prep Type: Total/NA

Analyte	Sample Result	Sample Qualifier		DU Result	DU Qualifier	Unit	D			RPD	RPD Limit
Percent Moisture	20.7			17.3		%				18	20
Percent Solids	79.3			82.7		%				4	20

QC Sample Results

Client: Tighe & Bond
Project/Site: Rockville River Eco Risk, CT

Job ID: 460-221363-1

Method: SM 2340C - Hardness, Total (mg/l as CaC03)

Lab Sample ID: MB 460-735889/1
Matrix: Water
Analysis Batch: 735889

Client Sample ID: Method Blank
Prep Type: Total/NA

Analyte	MB Result	MB Qualifier	RL	RL	Unit	D	Prepared	Analyzed	Dil Fac
Hardness as calcium carbonate	ND		5.0	5.0	mg/L			10/29/20 15:42	1

Lab Sample ID: LCSSRM 460-735889/2
Matrix: Water
Analysis Batch: 735889

Client Sample ID: Lab Control Sample
Prep Type: Total/NA

Analyte			Spike Added	LCSSRM Result	LCSSRM Qualifier	Unit	D	%Rec	%Rec. Limits		
Hardness as calcium carbonate			370	360		mg/L		97.3	85.1 - 115.1		

Lab Sample ID: 460-221363-6 DU
Matrix: Water
Analysis Batch: 735889

Client Sample ID: SW-100
Prep Type: Total/NA

Analyte	Sample Result	Sample Qualifier		DU Result	DU Qualifier	Unit	D			RPD	RPD Limit
Hardness as calcium carbonate	58			60.0		mg/L				3	10

QC Association Summary

Client: Tighe & Bond
Project/Site: Rockville River Eco Risk, CT

Job ID: 460-221363-1

GC/MS Semi VOA

Prep Batch: 335390

Lab Sample ID	Client Sample ID	Prep Type	Matrix	Method	Prep Batch
460-221363-1	SED-101	Total/NA	Solid	3541	
460-221363-2	SED-102	Total/NA	Solid	3541	
460-221363-3	SED-103	Total/NA	Solid	3541	
460-221363-4	SED-104	Total/NA	Solid	3541	
460-221363-5	SED-105	Total/NA	Solid	3541	
MB 180-335390/1-A	Method Blank	Total/NA	Solid	3541	
LCS 180-335390/2-A	Lab Control Sample	Total/NA	Solid	3541	

Analysis Batch: 335485

Lab Sample ID	Client Sample ID	Prep Type	Matrix	Method	Prep Batch
460-221363-5	SED-105	Total/NA	Solid	EPA 8270D LL	335390
MB 180-335390/1-A	Method Blank	Total/NA	Solid	EPA 8270D LL	335390
LCS 180-335390/2-A	Lab Control Sample	Total/NA	Solid	EPA 8270D LL	335390

Analysis Batch: 335565

Lab Sample ID	Client Sample ID	Prep Type	Matrix	Method	Prep Batch
460-221363-1	SED-101	Total/NA	Solid	EPA 8270D LL	335390
460-221363-2	SED-102	Total/NA	Solid	EPA 8270D LL	335390
460-221363-3	SED-103	Total/NA	Solid	EPA 8270D LL	335390

Analysis Batch: 335662

Lab Sample ID	Client Sample ID	Prep Type	Matrix	Method	Prep Batch
460-221363-4	SED-104	Total/NA	Solid	EPA 8270D LL	335390

Prep Batch: 734846

Lab Sample ID	Client Sample ID	Prep Type	Matrix	Method	Prep Batch
460-221363-6	SW-100	Total/NA	Water	3510C	
460-221363-7	SW-101	Total/NA	Water	3510C	
MB 460-734846/1-A	Method Blank	Total/NA	Water	3510C	
LCS 460-734846/2-A	Lab Control Sample	Total/NA	Water	3510C	
LCS 460-734846/4-A	Lab Control Sample	Total/NA	Water	3510C	
LCSD 460-734846/3-A	Lab Control Sample Dup	Total/NA	Water	3510C	
LCSD 460-734846/5-A	Lab Control Sample Dup	Total/NA	Water	3510C	

Analysis Batch: 734904

Lab Sample ID	Client Sample ID	Prep Type	Matrix	Method	Prep Batch
460-221363-6	SW-100	Total/NA	Water	8270	734846
460-221363-7	SW-101	Total/NA	Water	8270	734846
MB 460-734846/1-A	Method Blank	Total/NA	Water	8270	734846
LCS 460-734846/4-A	Lab Control Sample	Total/NA	Water	8270	734846
LCSD 460-734846/5-A	Lab Control Sample Dup	Total/NA	Water	8270	734846

Analysis Batch: 734984

Lab Sample ID	Client Sample ID	Prep Type	Matrix	Method	Prep Batch
460-221363-6	SW-100	Total/NA	Water	8270	734846
460-221363-7	SW-101	Total/NA	Water	8270	734846
MB 460-734846/1-A	Method Blank	Total/NA	Water	8270	734846
LCS 460-734846/2-A	Lab Control Sample	Total/NA	Water	8270	734846
LCSD 460-734846/3-A	Lab Control Sample Dup	Total/NA	Water	8270	734846

QC Association Summary

Client: Tighe & Bond
Project/Site: Rockville River Eco Risk, CT

Job ID: 460-221363-1

GC Semi VOA

Analysis Batch: 734680

Lab Sample ID	Client Sample ID	Prep Type	Matrix	Method	Prep Batch
MB 460-734692/1-A	Method Blank	Total/NA	Water	CT ETPH	734692
LCS 460-734692/2-A	Lab Control Sample	Total/NA	Water	CT ETPH	734692
LCSD 460-734692/3-A	Lab Control Sample Dup	Total/NA	Water	CT ETPH	734692

Prep Batch: 734692

Lab Sample ID	Client Sample ID	Prep Type	Matrix	Method	Prep Batch
460-221363-6	SW-100	Total/NA	Water	3510C	
460-221363-7	SW-101	Total/NA	Water	3510C	
MB 460-734692/1-A	Method Blank	Total/NA	Water	3510C	
LCS 460-734692/2-A	Lab Control Sample	Total/NA	Water	3510C	
LCSD 460-734692/3-A	Lab Control Sample Dup	Total/NA	Water	3510C	

Prep Batch: 734992

Lab Sample ID	Client Sample ID	Prep Type	Matrix	Method	Prep Batch
460-221363-1	SED-101	Total/NA	Solid	3546	
460-221363-2	SED-102	Total/NA	Solid	3546	
460-221363-3	SED-103	Total/NA	Solid	3546	
460-221363-4	SED-104	Total/NA	Solid	3546	
460-221363-5	SED-105	Total/NA	Solid	3546	
MB 460-734992/1-A	Method Blank	Total/NA	Solid	3546	
LCS 460-734992/2-A	Lab Control Sample	Total/NA	Solid	3546	
LCSD 460-734992/3-A	Lab Control Sample Dup	Total/NA	Solid	3546	

Analysis Batch: 735883

Lab Sample ID	Client Sample ID	Prep Type	Matrix	Method	Prep Batch
460-221363-1	SED-101	Total/NA	Solid	CT ETPH	734992
460-221363-2	SED-102	Total/NA	Solid	CT ETPH	734992
460-221363-3	SED-103	Total/NA	Solid	CT ETPH	734992
460-221363-4	SED-104	Total/NA	Solid	CT ETPH	734992
460-221363-5	SED-105	Total/NA	Solid	CT ETPH	734992
460-221363-6	SW-100	Total/NA	Water	CT ETPH	734692
460-221363-7	SW-101	Total/NA	Water	CT ETPH	734692
MB 460-734992/1-A	Method Blank	Total/NA	Solid	CT ETPH	734992
LCS 460-734992/2-A	Lab Control Sample	Total/NA	Solid	CT ETPH	734992
LCSD 460-734992/3-A	Lab Control Sample Dup	Total/NA	Solid	CT ETPH	734992

Metals

Prep Batch: 735054

Lab Sample ID	Client Sample ID	Prep Type	Matrix	Method	Prep Batch
460-221363-1	SED-101	Total/NA	Solid	3050B	
460-221363-2	SED-102	Total/NA	Solid	3050B	
460-221363-3	SED-103	Total/NA	Solid	3050B	
460-221363-4	SED-104	Total/NA	Solid	3050B	
460-221363-5	SED-105	Total/NA	Solid	3050B	
MB 460-735054/1-A	Method Blank	Total/NA	Solid	3050B	
LCSSRM 460-735054/2-A ^5	Lab Control Sample	Total/NA	Solid	3050B	

Prep Batch: 735190

Lab Sample ID	Client Sample ID	Prep Type	Matrix	Method	Prep Batch
460-221363-6	SW-100	Total/NA	Water	7470A	

QC Association Summary

Client: Tighe & Bond
Project/Site: Rockville River Eco Risk, CT

Job ID: 460-221363-1

Metals (Continued)

Prep Batch: 735190 (Continued)

Lab Sample ID	Client Sample ID	Prep Type	Matrix	Method	Prep Batch
460-221363-7	SW-101	Total/NA	Water	7470A	
MB 460-735190/1-A	Method Blank	Total/NA	Water	7470A	
LCS 460-735190/2-A	Lab Control Sample	Total/NA	Water	7470A	

Prep Batch: 735215

Lab Sample ID	Client Sample ID	Prep Type	Matrix	Method	Prep Batch
460-221363-6	SW-100	Dissolved	Water	7470A	
460-221363-7	SW-101	Dissolved	Water	7470A	
MB 460-735215/1-A	Method Blank	Total/NA	Water	7470A	
LCS 460-735215/3-A	Lab Control Sample	Total/NA	Water	7470A	

Analysis Batch: 735229

Lab Sample ID	Client Sample ID	Prep Type	Matrix	Method	Prep Batch
460-221363-6	SW-100	Dissolved	Water	6020	735311
460-221363-7	SW-101	Dissolved	Water	6020	735311
MB 460-735311/1-A	Method Blank	Total/NA	Water	6020	735311
LCS 460-735311/2-A	Lab Control Sample	Total/NA	Water	6020	735311

Analysis Batch: 735241

Lab Sample ID	Client Sample ID	Prep Type	Matrix	Method	Prep Batch
460-221363-6	SW-100	Dissolved	Water	7470A	735215
460-221363-6	SW-100	Total/NA	Water	7470A	735190
460-221363-7	SW-101	Dissolved	Water	7470A	735215
460-221363-7	SW-101	Total/NA	Water	7470A	735190
MB 460-735190/1-A	Method Blank	Total/NA	Water	7470A	735190
MB 460-735215/1-A	Method Blank	Total/NA	Water	7470A	735215
LCS 460-735190/2-A	Lab Control Sample	Total/NA	Water	7470A	735190
LCS 460-735215/3-A	Lab Control Sample	Total/NA	Water	7470A	735215

Prep Batch: 735311

Lab Sample ID	Client Sample ID	Prep Type	Matrix	Method	Prep Batch
460-221363-6	SW-100	Dissolved	Water	3010A	
460-221363-7	SW-101	Dissolved	Water	3010A	
MB 460-735311/1-A	Method Blank	Total/NA	Water	3010A	
LCS 460-735311/2-A	Lab Control Sample	Total/NA	Water	3010A	

Prep Batch: 735387

Lab Sample ID	Client Sample ID	Prep Type	Matrix	Method	Prep Batch
460-221363-1	SED-101	Total/NA	Solid	7471B	
460-221363-2	SED-102	Total/NA	Solid	7471B	
460-221363-3	SED-103	Total/NA	Solid	7471B	
460-221363-4	SED-104	Total/NA	Solid	7471B	
460-221363-5	SED-105	Total/NA	Solid	7471B	
MB 460-735387/1-A	Method Blank	Total/NA	Solid	7471B	
LCSSRM 460-735387/2-A ^4	Lab Control Sample	Total/NA	Solid	7471B	
460-221363-1 MS	SED-101	Total/NA	Solid	7471B	
460-221363-1 DU	SED-101	Total/NA	Solid	7471B	

Prep Batch: 735388

Lab Sample ID	Client Sample ID	Prep Type	Matrix	Method	Prep Batch
460-221363-6	SW-100	Total/NA	Water	3010A	

QC Association Summary

Client: Tighe & Bond
Project/Site: Rockville River Eco Risk, CT

Job ID: 460-221363-1

Metals (Continued)

Prep Batch: 735388 (Continued)

Lab Sample ID	Client Sample ID	Prep Type	Matrix	Method	Prep Batch
460-221363-7	SW-101	Total/NA	Water	3010A	
MB 460-735388/1-A	Method Blank	Total/NA	Water	3010A	
LCS 460-735388/2-A	Lab Control Sample	Total/NA	Water	3010A	
460-221363-6 MS	SW-100	Total/NA	Water	3010A	
460-221363-6 DU	SW-100	Total/NA	Water	3010A	

Analysis Batch: 735489

Lab Sample ID	Client Sample ID	Prep Type	Matrix	Method	Prep Batch
460-221363-1	SED-101	Total/NA	Solid	7471	735387
460-221363-2	SED-102	Total/NA	Solid	7471	735387
460-221363-3	SED-103	Total/NA	Solid	7471	735387
460-221363-4	SED-104	Total/NA	Solid	7471	735387
460-221363-5	SED-105	Total/NA	Solid	7471	735387
MB 460-735387/1-A	Method Blank	Total/NA	Solid	7471	735387
LCSSRM 460-735387/2-A ^4	Lab Control Sample	Total/NA	Solid	7471	735387
460-221363-1 MS	SED-101	Total/NA	Solid	7471	735387
460-221363-1 DU	SED-101	Total/NA	Solid	7471	735387

Analysis Batch: 735527

Lab Sample ID	Client Sample ID	Prep Type	Matrix	Method	Prep Batch
460-221363-1	SED-101	Total/NA	Solid	6020	735054
460-221363-2	SED-102	Total/NA	Solid	6020	735054
460-221363-3	SED-103	Total/NA	Solid	6020	735054
460-221363-4	SED-104	Total/NA	Solid	6020	735054
460-221363-5	SED-105	Total/NA	Solid	6020	735054
MB 460-735054/1-A	Method Blank	Total/NA	Solid	6020	735054
LCSSRM 460-735054/2-A ^5	Lab Control Sample	Total/NA	Solid	6020	735054

Analysis Batch: 735775

Lab Sample ID	Client Sample ID	Prep Type	Matrix	Method	Prep Batch
460-221363-6	SW-100	Total/NA	Water	6020	735388
460-221363-7	SW-101	Total/NA	Water	6020	735388
MB 460-735388/1-A	Method Blank	Total/NA	Water	6020	735388
LCS 460-735388/2-A	Lab Control Sample	Total/NA	Water	6020	735388
460-221363-6 MS	SW-100	Total/NA	Water	6020	735388
460-221363-6 DU	SW-100	Total/NA	Water	6020	735388

General Chemistry

Analysis Batch: 735163

Lab Sample ID	Client Sample ID	Prep Type	Matrix	Method	Prep Batch
460-221363-1	SED-101	Total/NA	Solid	Moisture	
460-221363-2	SED-102	Total/NA	Solid	Moisture	
460-221363-3	SED-103	Total/NA	Solid	Moisture	
460-221363-4	SED-104	Total/NA	Solid	Moisture	
460-221363-5	SED-105	Total/NA	Solid	Moisture	
460-221363-3 DU	SED-103	Total/NA	Solid	Moisture	

Analysis Batch: 735526

Lab Sample ID	Client Sample ID	Prep Type	Matrix	Method	Prep Batch
460-221363-1	SED-101	Total/NA	Solid	Lloyd Kahn	

QC Association Summary

Client: Tighe & Bond
Project/Site: Rockville River Eco Risk, CT

Job ID: 460-221363-1

General Chemistry (Continued)

Analysis Batch: 735526 (Continued)

Lab Sample ID	Client Sample ID	Prep Type	Matrix	Method	Prep Batch
460-221363-2	SED-102	Total/NA	Solid	Lloyd Kahn	
460-221363-3	SED-103	Total/NA	Solid	Lloyd Kahn	
460-221363-4	SED-104	Total/NA	Solid	Lloyd Kahn	
460-221363-5	SED-105	Total/NA	Solid	Lloyd Kahn	
MB 460-735526/3	Method Blank	Total/NA	Solid	Lloyd Kahn	
LCSSRM 460-735526/4	Lab Control Sample	Total/NA	Solid	Lloyd Kahn	

Analysis Batch: 735889

Lab Sample ID	Client Sample ID	Prep Type	Matrix	Method	Prep Batch
460-221363-6	SW-100	Total/NA	Water	SM 2340C	
460-221363-7	SW-101	Total/NA	Water	SM 2340C	
MB 460-735889/1	Method Blank	Total/NA	Water	SM 2340C	
LCSSRM 460-735889/2	Lab Control Sample	Total/NA	Water	SM 2340C	
460-221363-6 DU	SW-100	Total/NA	Water	SM 2340C	

Geotechnical

Analysis Batch: 160833

Lab Sample ID	Client Sample ID	Prep Type	Matrix	Method	Prep Batch
460-221363-1	SED-101	Total/NA	Solid	D422	
460-221363-2	SED-102	Total/NA	Solid	D422	
460-221363-3	SED-103	Total/NA	Solid	D422	
460-221363-4	SED-104	Total/NA	Solid	D422	
460-221363-5	SED-105	Total/NA	Solid	D422	

Lab Chronicle

Client: Tighe & Bond
Project/Site: Rockville River Eco Risk, CT

Job ID: 460-221363-1

Client Sample ID: SED-101
Date Collected: 10/21/20 12:50
Date Received: 10/24/20 10:30

Lab Sample ID: 460-221363-1
Matrix: Solid

Prep Type	Batch Type	Batch Method	Run	Dilution Factor	Batch Number	Prepared or Analyzed	Analyst	Lab
Total/NA	Analysis	Moisture		1	735163	10/27/20 10:30	MMC	TAL EDI
Total/NA	Analysis	D422		1	160833	10/29/20 17:29	MAP	TAL BUR

Client Sample ID: SED-101
Date Collected: 10/21/20 12:50
Date Received: 10/24/20 10:30

Lab Sample ID: 460-221363-1
Matrix: Solid
Percent Solids: 77.9

Prep Type	Batch Type	Batch Method	Run	Dilution Factor	Batch Number	Prepared or Analyzed	Analyst	Lab
Total/NA	Prep	3541			335390	10/30/20 11:09	JAS	TAL PIT
Total/NA	Analysis	EPA 8270D LL		40	335565	11/02/20 21:37	VVP	TAL PIT
Total/NA	Prep	3546			734992	10/26/20 18:53	ARA	TAL EDI
Total/NA	Analysis	CT ETPH		10	735883	10/29/20 17:16	CDC	TAL EDI
Total/NA	Prep	3050B			735054	10/27/20 02:47	GMC	TAL EDI
Total/NA	Analysis	6020		1	735527	10/28/20 15:32	YZH	TAL EDI
Total/NA	Prep	7471B			735387	10/28/20 04:26	TJS	TAL EDI
Total/NA	Analysis	7471		1	735489	10/28/20 09:18	TJS	TAL EDI
Total/NA	Analysis	Lloyd Kahn		1	735526	10/28/20 10:34	AJP	TAL EDI

Client Sample ID: SED-102
Date Collected: 10/21/20 13:15
Date Received: 10/24/20 10:30

Lab Sample ID: 460-221363-2
Matrix: Solid

Prep Type	Batch Type	Batch Method	Run	Dilution Factor	Batch Number	Prepared or Analyzed	Analyst	Lab
Total/NA	Analysis	Moisture		1	735163	10/27/20 10:30	MMC	TAL EDI
Total/NA	Analysis	D422		1	160833	10/29/20 18:30	MAP	TAL BUR

Client Sample ID: SED-102
Date Collected: 10/21/20 13:15
Date Received: 10/24/20 10:30

Lab Sample ID: 460-221363-2
Matrix: Solid
Percent Solids: 80.6

Prep Type	Batch Type	Batch Method	Run	Dilution Factor	Batch Number	Prepared or Analyzed	Analyst	Lab
Total/NA	Prep	3541			335390	10/30/20 11:09	JAS	TAL PIT
Total/NA	Analysis	EPA 8270D LL		40	335565	11/02/20 22:03	VVP	TAL PIT
Total/NA	Prep	3546			734992	10/26/20 18:53	ARA	TAL EDI
Total/NA	Analysis	CT ETPH		10	735883	10/29/20 17:30	CDC	TAL EDI
Total/NA	Prep	3050B			735054	10/27/20 02:47	GMC	TAL EDI
Total/NA	Analysis	6020		1	735527	10/28/20 15:39	YZH	TAL EDI
Total/NA	Prep	7471B			735387	10/28/20 04:26	TJS	TAL EDI
Total/NA	Analysis	7471		1	735489	10/28/20 09:30	TJS	TAL EDI
Total/NA	Analysis	Lloyd Kahn		1	735526	10/28/20 11:11	AJP	TAL EDI

Lab Chronicle

Client: Tighe & Bond
Project/Site: Rockville River Eco Risk, CT

Job ID: 460-221363-1

Client Sample ID: SED-103
Date Collected: 10/21/20 14:50
Date Received: 10/24/20 10:30

Lab Sample ID: 460-221363-3
Matrix: Solid

Prep Type	Batch Type	Batch Method	Run	Dilution Factor	Batch Number	Prepared or Analyzed	Analyst	Lab
Total/NA	Analysis	Moisture		1	735163	10/27/20 10:30	MMC	TAL EDI
Total/NA	Analysis	D422		1	160833	10/29/20 18:33	MAP	TAL BUR

Client Sample ID: SED-103
Date Collected: 10/21/20 14:50
Date Received: 10/24/20 10:30

Lab Sample ID: 460-221363-3
Matrix: Solid
Percent Solids: 79.3

Prep Type	Batch Type	Batch Method	Run	Dilution Factor	Batch Number	Prepared or Analyzed	Analyst	Lab
Total/NA	Prep	3541			335390	10/30/20 11:09	JAS	TAL PIT
Total/NA	Analysis	EPA 8270D LL		40	335565	11/02/20 22:29	VVP	TAL PIT
Total/NA	Prep	3546			734992	10/26/20 18:53	ARA	TAL EDI
Total/NA	Analysis	CT ETPH		10	735883	10/29/20 17:43	CDC	TAL EDI
Total/NA	Prep	3050B			735054	10/27/20 02:47	GMC	TAL EDI
Total/NA	Analysis	6020		1	735527	10/28/20 15:42	YZH	TAL EDI
Total/NA	Prep	7471B			735387	10/28/20 04:26	TJS	TAL EDI
Total/NA	Analysis	7471		1	735489	10/28/20 09:32	TJS	TAL EDI
Total/NA	Analysis	Lloyd Kahn		1	735526	10/28/20 11:18	AJP	TAL EDI

Client Sample ID: SED-104
Date Collected: 10/21/20 15:25
Date Received: 10/24/20 10:30

Lab Sample ID: 460-221363-4
Matrix: Solid

Prep Type	Batch Type	Batch Method	Run	Dilution Factor	Batch Number	Prepared or Analyzed	Analyst	Lab
Total/NA	Analysis	Moisture		1	735163	10/27/20 10:30	MMC	TAL EDI
Total/NA	Analysis	D422		1	160833	10/29/20 18:34	MAP	TAL BUR

Client Sample ID: SED-104
Date Collected: 10/21/20 15:25
Date Received: 10/24/20 10:30

Lab Sample ID: 460-221363-4
Matrix: Solid
Percent Solids: 83.3

Prep Type	Batch Type	Batch Method	Run	Dilution Factor	Batch Number	Prepared or Analyzed	Analyst	Lab
Total/NA	Prep	3541			335390	10/30/20 11:09	JAS	TAL PIT
Total/NA	Analysis	EPA 8270D LL		15	335662	11/03/20 10:05	VVP	TAL PIT
Total/NA	Prep	3546			734992	10/26/20 18:53	ARA	TAL EDI
Total/NA	Analysis	CT ETPH		10	735883	10/29/20 17:57	CDC	TAL EDI
Total/NA	Prep	3050B			735054	10/27/20 02:47	GMC	TAL EDI
Total/NA	Analysis	6020		1	735527	10/28/20 15:44	YZH	TAL EDI
Total/NA	Prep	7471B			735387	10/28/20 04:26	TJS	TAL EDI
Total/NA	Analysis	7471		1	735489	10/28/20 09:34	TJS	TAL EDI
Total/NA	Analysis	Lloyd Kahn		1	735526	10/28/20 11:26	AJP	TAL EDI

Lab Chronicle

Client: Tighe & Bond
Project/Site: Rockville River Eco Risk, CT

Job ID: 460-221363-1

Client Sample ID: SED-105
Date Collected: 10/21/20 15:50
Date Received: 10/24/20 10:30

Lab Sample ID: 460-221363-5
Matrix: Solid

Prep Type	Batch Type	Batch Method	Run	Dilution Factor	Batch Number	Prepared or Analyzed	Analyst	Lab
Total/NA	Analysis	Moisture		1	735163	10/27/20 10:30	MMC	TAL EDI
Total/NA	Analysis	D422		1	160833	10/29/20 18:36	MAP	TAL BUR

Client Sample ID: SED-105
Date Collected: 10/21/20 15:50
Date Received: 10/24/20 10:30

Lab Sample ID: 460-221363-5
Matrix: Solid
Percent Solids: 83.1

Prep Type	Batch Type	Batch Method	Run	Dilution Factor	Batch Number	Prepared or Analyzed	Analyst	Lab
Total/NA	Prep	3541			335390	10/30/20 11:09	JAS	TAL PIT
Total/NA	Analysis	EPA 8270D LL		15	335485	11/01/20 01:28	VVP	TAL PIT
Total/NA	Prep	3546			734992	10/26/20 18:53	ARA	TAL EDI
Total/NA	Analysis	CT ETPH		10	735883	10/29/20 18:10	CDC	TAL EDI
Total/NA	Prep	3050B			735054	10/27/20 02:47	GMC	TAL EDI
Total/NA	Analysis	6020		1	735527	10/28/20 15:46	YZH	TAL EDI
Total/NA	Prep	7471B			735387	10/28/20 04:26	TJS	TAL EDI
Total/NA	Analysis	7471		1	735489	10/28/20 09:36	TJS	TAL EDI
Total/NA	Analysis	Lloyd Kahn		1	735526	10/28/20 11:33	AJP	TAL EDI

Client Sample ID: SW-100
Date Collected: 10/21/20 12:40
Date Received: 10/24/20 10:30

Lab Sample ID: 460-221363-6
Matrix: Water

Prep Type	Batch Type	Batch Method	Run	Dilution Factor	Batch Number	Prepared or Analyzed	Analyst	Lab
Total/NA	Prep	3510C			734846	10/26/20 14:37	RPC	TAL EDI
Total/NA	Analysis	8270		1	734904	10/26/20 22:34	DAN	TAL EDI
Total/NA	Prep	3510C			734846	10/26/20 14:37	RPC	TAL EDI
Total/NA	Analysis	8270		1	734984	10/27/20 01:41	MME	TAL EDI
Total/NA	Prep	3510C			734692	10/26/20 13:19	OXG	TAL EDI
Total/NA	Analysis	CT ETPH		1	735883	10/29/20 16:49	CDC	TAL EDI
Dissolved	Prep	3010A			735311	10/27/20 20:27	VAD	TAL EDI
Dissolved	Analysis	6020		1	735229	10/27/20 21:47	VAD	TAL EDI
Total/NA	Prep	3010A			735388	10/28/20 04:26	GMC	TAL EDI
Total/NA	Analysis	6020		1	735775	10/29/20 01:26	VAD	TAL EDI
Dissolved	Prep	7470A			735215	10/27/20 13:42	RBS	TAL EDI
Dissolved	Analysis	7470A		1	735241	10/27/20 15:56	RBS	TAL EDI
Total/NA	Prep	7470A			735190	10/27/20 12:16	RBS	TAL EDI
Total/NA	Analysis	7470A		1	735241	10/27/20 14:06	RBS	TAL EDI
Total/NA	Analysis	SM 2340C		1	735889	10/29/20 15:42	RAK	TAL EDI

Lab Chronicle

Client: Tighe & Bond
Project/Site: Rockville River Eco Risk, CT

Job ID: 460-221363-1

Client Sample ID: SW-101

Date Collected: 10/21/20 15:50
Date Received: 10/24/20 10:30

Lab Sample ID: 460-221363-7

Matrix: Water

Prep Type	Batch Type	Batch Method	Run	Dilution Factor	Batch Number	Prepared or Analyzed	Analyst	Lab
Total/NA	Prep	3510C			734846	10/26/20 14:37	RPC	TAL EDI
Total/NA	Analysis	8270		1	734904	10/26/20 22:55	DAN	TAL EDI
Total/NA	Prep	3510C			734846	10/26/20 14:37	RPC	TAL EDI
Total/NA	Analysis	8270		1	734984	10/27/20 02:02	MME	TAL EDI
Total/NA	Prep	3510C			734692	10/26/20 13:19	OXG	TAL EDI
Total/NA	Analysis	CT ETPH		1	735883	10/29/20 17:03	CDC	TAL EDI
Dissolved	Prep	3010A			735311	10/27/20 20:27	VAD	TAL EDI
Dissolved	Analysis	6020		1	735229	10/27/20 21:49	VAD	TAL EDI
Total/NA	Prep	3010A			735388	10/28/20 04:26	GMC	TAL EDI
Total/NA	Analysis	6020		1	735775	10/29/20 01:30	VAD	TAL EDI
Dissolved	Prep	7470A			735215	10/27/20 13:42	RBS	TAL EDI
Dissolved	Analysis	7470A		1	735241	10/27/20 15:58	RBS	TAL EDI
Total/NA	Prep	7470A			735190	10/27/20 12:16	RBS	TAL EDI
Total/NA	Analysis	7470A		1	735241	10/27/20 14:08	RBS	TAL EDI
Total/NA	Analysis	SM 2340C		1	735889	10/29/20 15:42	RAK	TAL EDI

Laboratory References:

TAL BUR = Eurofins TestAmerica, Burlington, 30 Community Drive, Suite 11, South Burlington, VT 05403, TEL (802)660-1990
TAL EDI = Eurofins TestAmerica, Edison, 777 New Durham Road, Edison, NJ 08817, TEL (732)549-3900
TAL PIT = Eurofins TestAmerica, Pittsburgh, 301 Alpha Drive, RIDC Park, Pittsburgh, PA 15238, TEL (412)963-7058

Accreditation/Certification Summary

Client: Tighe & Bond
Job ID: 460-221363-1
Project/Site: Rockville River Eco Risk, CT

Laboratory: Eurofins TestAmerica, Edison

Unless otherwise noted, all analytes for this laboratory were covered under each accreditation/certification below.

Authority	Program	Identification Number	Expiration Date
Connecticut	State	PH-0200	09-30-20 *

The following analytes are included in this report, but the laboratory is not certified by the governing authority. This list may include analytes for which the agency does not offer certification.

Analysis Method	Prep Method	Matrix	Analyte
6020	3010A	Water	Antimony
6020	3010A	Water	Arsenic
6020	3010A	Water	Barium
6020	3010A	Water	Beryllium
6020	3010A	Water	Cadmium
6020	3010A	Water	Chromium
6020	3010A	Water	Copper
6020	3010A	Water	Lead
6020	3010A	Water	Nickel
6020	3010A	Water	Selenium
6020	3010A	Water	Silver
6020	3010A	Water	Thallium
6020	3010A	Water	Vanadium
6020	3010A	Water	Zinc
6020	3050B	Solid	Antimony
6020	3050B	Solid	Arsenic
6020	3050B	Solid	Barium
6020	3050B	Solid	Beryllium
6020	3050B	Solid	Cadmium
6020	3050B	Solid	Chromium
6020	3050B	Solid	Copper
6020	3050B	Solid	Lead
6020	3050B	Solid	Nickel
6020	3050B	Solid	Selenium
6020	3050B	Solid	Silver
6020	3050B	Solid	Thallium
6020	3050B	Solid	Vanadium
6020	3050B	Solid	Zinc
7470A	7470A	Water	Mercury
7471	7471B	Solid	Mercury
8270	3510C	Water	Acenaphthene
8270	3510C	Water	Acenaphthylene
8270	3510C	Water	Anthracene
8270	3510C	Water	Benzo[a]anthracene
8270	3510C	Water	Benzo[a]pyrene
8270	3510C	Water	Benzo[b]fluoranthene
8270	3510C	Water	Benzo[g,h,i]perylene
8270	3510C	Water	Benzo[k]fluoranthene
8270	3510C	Water	Chrysene
8270	3510C	Water	Dibenz(a,h)anthracene
8270	3510C	Water	Fluoranthene
8270	3510C	Water	Fluorene
8270	3510C	Water	Indeno[1,2,3-cd]pyrene
8270	3510C	Water	Naphthalene
8270	3510C	Water	Phenanthrene

* Accreditation/Certification renewal pending - accreditation/certification considered valid.

Accreditation/Certification Summary

Client: Tighe & Bond
Project/Site: Rockville River Eco Risk, CT

Job ID: 460-221363-1

Laboratory: Eurofins TestAmerica, Edison (Continued)

Unless otherwise noted, all analytes for this laboratory were covered under each accreditation/certification below.

Authority	Program	Identification Number	Expiration Date
Connecticut	State	PH-0200	09-30-20 *

8270	3510C	Water	Pyrene
Lloyd Kahn		Solid	TOC Result 1
Moisture		Solid	Percent Moisture
Moisture		Solid	Percent Solids

Laboratory: Eurofins TestAmerica, Burlington

All accreditations/certifications held by this laboratory are listed. Not all accreditations/certifications are applicable to this report.

Authority	Program	Identification Number	Expiration Date
ANAB	Dept. of Defense ELAP	L2336	02-25-23
Connecticut	State	PH-0751	09-30-21
DE Haz. Subst. Cleanup Act (HSCA)	State	N/A	05-16-21
Florida	NELAP	E87467	06-30-21
Minnesota	NELAP	050-999-436	12-31-20
New Hampshire	NELAP	2006	12-18-20
New Jersey	NELAP	VT972	06-30-21
New York	NELAP	10391	04-01-21
Pennsylvania	NELAP	68-00489	04-30-21
Rhode Island	State	LAO00298	12-30-20
US Fish & Wildlife	US Federal Programs	058448	07-31-21
Vermont	State	VT4000	12-31-20
Virginia	NELAP	460209	12-14-20
Wisconsin	State	399133350	08-31-21

Laboratory: Eurofins TestAmerica, Pittsburgh

Unless otherwise noted, all analytes for this laboratory were covered under each accreditation/certification below.

Authority	Program	Identification Number	Expiration Date
Connecticut	State	PH-0688	09-30-20 *

The following analytes are included in this report, but the laboratory is not certified by the governing authority. This list may include analytes for which the agency does not offer certification.

Analysis Method	Prep Method	Matrix	Analyte
EPA 8270D LL	3541	Solid	Fluorene

* Accreditation/Certification renewal pending - accreditation/certification considered valid.

Method Summary

Client: Tighe & Bond
Project/Site: Rockville River Eco Risk, CT

Job ID: 460-221363-1

Method	Method Description	Protocol	Laboratory
8270	Semivolatile Compounds (GC/MS)	SW846	TAL EDI
8270	Semivolatile Organic Compounds (GC/MS SIM)	SW846	TAL EDI
EPA 8270D LL	Semivolatile Organic Compounds by GC/MS - Low Level	SW846	TAL PIT
CT ETPH	Connecticut - Extractable Total petroleum Hydrocarbons (GC)	STATE	TAL EDI
6020	Metals (ICP/MS)	SW846	TAL EDI
7470A	Mercury (CVAA)	SW846	TAL EDI
7471	Mercury (CVAA)	SW846	TAL EDI
Lloyd Kahn	Organic Carbon, Total (TOC)	EPA	TAL EDI
Moisture	Percent Moisture	EPA	TAL EDI
SM 2340C	Hardness, Total (mg/l as CaC03)	SM	TAL EDI
D422	Grain Size	ASTM	TAL BUR
3010A	Preparation, Total Metals	SW846	TAL EDI
3050B	Preparation, Metals	SW846	TAL EDI
3510C	Liquid-Liquid Extraction (Separatory Funnel)	SW846	TAL EDI
3541	Automated Soxhlet Extraction (Low Level)	SW846	TAL PIT
3546	Microwave Extraction	SW846	TAL EDI
7470A	Preparation, Mercury	SW846	TAL EDI
7471B	Preparation, Mercury	SW846	TAL EDI

Protocol References:

ASTM = ASTM International
EPA = US Environmental Protection Agency
SM = "Standard Methods For The Examination Of Water And Wastewater"
STATE = State of Connecticut Department of Public Health
SW846 = "Test Methods For Evaluating Solid Waste, Physical/Chemical Methods", Third Edition, November 1986 And Its Updates.

Laboratory References:

TAL BUR = Eurofins TestAmerica, Burlington, 30 Community Drive, Suite 11, South Burlington, VT 05403, TEL (802)660-1990
TAL EDI = Eurofins TestAmerica, Edison, 777 New Durham Road, Edison, NJ 08817, TEL (732)549-3900
TAL PIT = Eurofins TestAmerica, Pittsburgh, 301 Alpha Drive, RIDC Park, Pittsburgh, PA 15238, TEL (412)963-7058

Sample Summary

Client: Tighe & Bond
Project/Site: Rockville River Eco Risk, CT

Job ID: 460-221363-1

Lab Sample ID	Client Sample ID	Matrix	Collected	Received	Asset ID
460-221363-1	SED-101	Solid	10/21/20 12:50	10/24/20 10:30	
460-221363-2	SED-102	Solid	10/21/20 13:15	10/24/20 10:30	
460-221363-3	SED-103	Solid	10/21/20 14:50	10/24/20 10:30	
460-221363-4	SED-104	Solid	10/21/20 15:25	10/24/20 10:30	
460-221363-5	SED-105	Solid	10/21/20 15:50	10/24/20 10:30	
460-221363-6	SW-100	Water	10/21/20 12:40	10/24/20 10:30	
460-221363-7	SW-101	Water	10/21/20 15:50	10/24/20 10:30	

Eurofins TestAmerica, Edison
777 New Durham Road
Edison, NJ 08817
Phone: 732-549-3900 Fax: 732-549-3679

Chain of Custody Record

eurofins Environment Testing America

221363

Client Information	Sampler: LYNN WILLEY	Lab PM: Hartmann, Steve	Carrier Tracking No(s):	COC No: 460-133869-86764.1
Client Contact: Mr. Lynn Willey	Phone: 860 729 7507	E-Mail: Steve.Hartmann@Eurofinset.com		Page: Page 1 of 1
Company: Tighe & Bond				Job #: 145042024-01-03
Address: 213 Court Street Suite 1100	Due Date Requested: 10/30/20 (SOONER if poss)			Preservation Codes:
City: Middletown	TAT Requested (days): 5 days			
State, Zip: CT, 06457				
Phone: 860-852-5214(Tel)	PO #: Purchase Order not required			
Email: lewilley@tighebond.com	WO #:			
Project Name: Rockville River Eco Risk, CT	Project #: 46033586			
Site:	SSOW#:			

Rockville Mop Site ECO SED.

5-Day RUSH

Analysis Requested

Preservation Codes:
A - HCL, B - NaOH, C - Zn Acetate, D - Nitric Acid, E - NaHSO4, F - MeOH, G - Amchlor, H - Ascorbic Acid, I - Ice, J - DI Water, K - EDTA, L - EDA, M - Hexane, N - None, O - AsNaO2, P - Na2O4S, Q - Na2SO3, R - Na2S2O3, S - H2SO4, T - TSP Dodecahydrate, U - Acetone, V - MCAA, W - pH 4-5, Z - other (specify)
Other:

Sample Identification	Sample Date	Sample Time	Sample Type (C=Comp, G=grab)	Matrix (W=water, S=solid, O=waste/oil, BT=Tissue, A=Air)	Field Filtered Sample (Yes or No)	Perform MS/MSD (Yes or No)	8270D_LL - Low Level PAH's	6020RCP, 7471RCP, CT_ETPH	Lloyd_Kahn_Mod - TOC	D422 - Grain Size (Sieve and Hydrometer)	CT_ETPH - CT ETPH	8270RCP, 8270RCP_SIM	2340C, 6020RCP, 7470RCP	6020RCP, 7470RCP	Total Number of containers	Comments/Note:
			Preservation Code:				N	N	N	N	N	N	D	D		
SED-101	10/21/20	1250	G	Solid			X	X	X	X						1
SED-102		1315	G	Solid			X	X	X	X						2
SED-103		1450	G	Solid			X	X	X	X						3
SED-104		1525	G	Solid			X	X	X	X						4
SED-105		1550		Solid			X	X	X	X						5
				Solid												
SW-100	10/21/20	1240	G	Water	X		X				X	X	X	X		6
SW-101	10/21/20	1550	G	Water	X		X				X	X	X	X		7
				Water												

Field Filtered

460-221363 Chain of Custody

Possible Hazard Identification
☒ Non-Hazard ☐ Flammable ☐ Skin Irritant ☐ Poison B ☐ Unknown ☐ Radiological

Sample Disposal (A fee may be assessed if samples are retained longer than 1 month)
☐ Return To Client ☒ Disposal By Lab ☐ Archive For _____ Months

Deliverable Requested: I, II, III, IV, Other (specify) CT RCP

Special Instructions/QC Requirements: Needs to meet Eco SED CRITERIA + CT GWQS (CT RCP)

Empty Kit Relinquished by: | Date: | Time: | Method of Shipment: (water) FedEx

	Date/Time	Company	Received by	Date/Time	Company
Relinquished by:	10/22/20 1255			10/23/20 1255	TAL
Relinquished by:	10/23/20 1700	TAL		10/23/20 10:30	TA Edi
Relinquished by:					

Custody Seals Intact: ☐ Yes ☐ No | Custody Seal No.: CS Present

Cooler Temperature(s) °C and Other Remarks: 0.5°C IR11

Ver: 01/16/2019

Eurofins TestAmerica Edison
Receipt Temperature and pH Log

Page ____ of ____

Job Number: 251363

Number of Coolers: 1 IR Gun # 11

Cooler Temperatures

	RAW	CORRECTED		RAW	CORRECTED		RAW	CORRECTED
Cooler #1:	0.5 °C	°C	Cooler #4:	°C	°C	Cooler #7:	°C	°C
Cooler #2:	°C	°C	Cooler #5:	°C	°C	Cooler #8:	°C	°C
Cooler #3:	°C	°C	Cooler #6:	°C	°C	Cooler #9:	°C	°C

TALS Sample Number	Ammonia (pH<2)	COD (pH<2)	Nitrate Nitrite (pH<2)	Metals* (pH<2)	Hardness (pH<2)	Pest (pH 5-9)	EPH or QAM (pH<2)	Phenols (pH<2)	Sulfide (pH>9)	TKN (pH<2)	TOC (pH<2)	Total Cyanide (pH>12)	Total Phos (pH<2)	Other	Other
6				<2											
7				<2											

If pH adjustments are required record the information below:

Sample No(s). adjusted: _____

Preservative Name/Conc.: _____ Volume of Preservative used (ml): _____

Lot # of Preservative(s): _____ Expiration Date: _____

The appropriate Project Manager and Department Manager should be notified about the samples which were pH adjusted.

** Samples for Metal analysis which are out of compliance must be acidified at least 24 hours prior to analysis.*

EDS-WI-038, Rev 4.1
10/22/2019

Initials: K.A. Date: 10/24/20

Eurofins TestAmerica, Edison
777 New Durham Road
Edison, NJ 08817
Phone: 732-549-3900 Fax: 732-549-3679

Chain of Custody Record

460-221363 Chain of Custody

onment Testing
ca

Client Information	Sampler: LYNN WILLEY	Lab PM: Hartmann, Steve	Job #: 145042024-01-03
Client Contact: Mr. Lynn Willey	Phone: 860 729 7507	E-Mail: Steve.Hartmann@Eurofinset.com	
Company: Tighe & Bond			
Address: 213 Court Street Suite 1100	Due Date Requested: 10/30/20 (SOONER if poss)		
City: Middletown	TAT Requested (days): 5 days		
State, Zip: CT, 06457			
Phone: 860-852-5214(Tel)	PO #: Purchase Order not required		
Email: lewilley@tighebond.com	WO #:		
Project Name: Rockville River Eco Risk, CT	Project #: 46033586		
Site:	SSOW#:		

Rockwell MGP Site ECO SED.

Analysis Requested

Preservation Codes:

A - HCL, B - NaOH, C - Zn Acetate, D - Nitric Acid, E - NaHSO4, F - MeOH, G - Amchlor, H - Ascorbic Acid, I - Ice, J - DI Water, K - EDTA, L - EDA, M - Hexane, N - None, O - AsNaO2, P - Na2O4S, Q - Na2SO3, R - Na2S2O3, S - H2SO4, T - TSP Dodecahydrate, U - Acetone, V - MCAA, W - pH 4-5, Z - other (specify)

Other:

Sample Identification	Sample Date	Sample Time	Sample Type (C=comp, G=grab)	Matrix (W=water, S=solid, O=waste/oil, BT=Tissue, A=Air)	Field Filtered Sample (Yes or No)	Perform MS/MSD (Yes or No)	8270D_LL - Low Level PAH's	6020RCP, 7471RCP, CT_ETPH	Lloyd_Kahn_Mod - TOC	D422 - Grain Size (Sieve and Hydrometer)	CT_ETPH - CT ETPH	8270RCP, 8270RCP_SIM	2340C, 6020RCP, 7470RCP	6020RCP, 7470RCP	Field Filtered	Total Number of containers	Special Instructions/Note:
			Preservation Code:				N	N	N	N	N	N	D	D			
SED-101	10/21/20	1250	G	Solid			X	X	X	X							8270 PAH -> Pittsburgh
SED-102		1315	G	Solid			X	X	X	X							
SED-103		1450	G	Solid			X	X	X	X							Edison login
SED-104		1525	G	Solid			X	X	X	X							
SED-105		1550		Solid			X	X	X	X							
				Solid													
SW-100	10/21/20	1240	G	Water	X		X				X	X	X	X			
SW-101	10/21/20	1550	G	Water	X		X				X	X	X	X			
				Water													

Possible Hazard Identification
☒ Non-Hazard ☐ Flammable ☐ Skin Irritant ☐ Poison B ☐ Unknown ☐ Radiological

Sample Disposal (A fee may be assessed if samples are retained longer than 1 month)
☐ Return To Client ☒ Disposal By Lab ☐ Archive For _____ Months

Deliverable Requested: I, II, III, IV, Other (specify) CT RCP

Special Instructions/QC Requirements: Needs to meet Eco SED CRITERIA + CT GWQS CT RCP

Empty Kit Relinquished by: | Date: | Time: | Method of Shipment: (water)

Relinquished by:	Date/Time:	Company	Received by:	Date/Time:	Company
	10/22/20 1255			10/23/20 1255	TAL
Relinquished by:	Date/Time:	Company	Received by:	Date/Time:	Company
	10/23/20 1700	TAL		10-24-20 9:30	ETAH
Relinquished by:	Date/Time:	Company	Received by:	Date/Time:	Company

Custody Seals Intact: △ Yes △ No | Custody Seal No.: | Cooler Temperature(s) °C and Other Remarks:

Eurofins TestAmerica, Edison
777 New Durham Road
Edison, NJ 08817
Phone: 732-549-3900 Fax: 732-549-3679

Chain of Custody Record

eurofins | Environment Testing America

Client Information	Sampler: LYNN WILLEY	Lab PM: Hartmann, Steve	Carrier Tracking No(s):	COC No: 460-133869-86764.1
Client Contact: Mr. Lynn Willey	Phone: 860 729 7507	E-Mail: Steve.Hartmann@Eurofinset.com		Page: Page 1 of 1
Company: Tighe & Bond				Job #: 145042024-01-03
Address: 213 Court Street Suite 1100	Due Date Requested: 10/30/20 (SOONER IF POSS)	Analysis Requested		Preservation Codes:
City: Middletown	TAT Requested (days): 5 days			A - HCL, B - NaOH, C - Zn Acetate, D - Nitric Acid, E - NaHSO4, F - MeOH, G - Amchlor, H - Ascorbic Acid, I - Ice, J - DI Water, K - EDTA, L - EDA, M - Hexane, N - None, O - AsNaO2, P - Ne2O4S, Q - Ne2SO3, R - Na2S2O3, S - H2SO4, T - TSP Dodecahydrate, U - Acetone, V - MCAA, W - pH 4-5, Z - other (specify)
State, Zip: CT, 06457	PO #: Purchase Order not required			Other:
Phone: 860-852-5214(Tel)	WO #:			
Email: lewilley@tighebond.com	Project #: 46033586			
Project Name: Rockville River Eco Risk, CT	SSOW#:			
Site:				

Rockville Map Site ECO SED.

Sample Identification	Sample Date	Sample Time	Sample Type (C=comp, G=grab)	Matrix (W=water, S=solid, O=waste/oil, BT=Tissue, A=Air)	8270D_LL - Low Level PAH's	6020RCP, 7471RCP, CT_ETPH	Lloyd_Kahn_Mod - TOC	D422 - Grain Size (Sieve and Hydrometer)	CT_ETPH - CT ETPH	8270RCP, 8270RCP_SIM	2340C, 6020RCP, 7470RCP	6020RCP, 7470RCP	Field Filtered	Special Instructions/Note:
SED-101	10/21/20	1250	G	Solid		X	X	X						D422 -> Burlington
SED-102		1315	G	Solid		X	X	X						
SED-103		1450	G	Solid		X	X	X						Edison login
SED-104		1525	G	Solid		X	X	X						
SED-105		1550		Solid		X	X	X						
				Solid										
SW-100	10/21/20	1240	G	Water	X	X			X	X	X	X		
SW-101	10/21/20	1550	G	Water	X	X			X	X	X	X		
				Water										

460-221363 Chain of Custody

Possible Hazard Identification
☒ Non-Hazard ☐ Flammable ☐ Skin Irritant ☐ Poison B ☐ Unknown ☐ Radiological

Sample Disposal (A fee may be assessed if samples are retained longer than 1 month)
☐ Return To Client ☒ Disposal By Lab ☐ Archive For ____ Months

Deliverable Requested: I, II, III, IV, Other (specify) CT RCP

Special Instructions/QC Requirements: Needs to meet Eco SED CRITERIA + CT GWQS CT RCP

Empty Kit Relinquished by: | Date: | Time: | Method of Shipment: (WATER)

Relinquished by:	Date/Time:	Company	Received by:	Date/Time:	Company
	10/22/20 1255			10/23/20 1255	TAL
Relinquished by:	Date/Time:	Company	Received by:	Date/Time:	Company
	10/23/20 1700	TAL		10/24/2020 9:35	TAB&RI
Relinquished by:	Date/Time:	Company	Received by:	Date/Time:	Company

Custody Seals Intact: ☐ Yes ☐ No | Custody Seal No.: | Cooler Temperature(s) °C and Other Remarks:



ORIGIN ID:EHTA (413) 572-4000
EUROFINS TESTAMERICA INC
EUROFINS TESTAMERICA INC
126 MYRON ST

WEST SPRINGFIELD, MA 01089
UNITED STATES US

SHIP DATE: 230CT20
ACTWGT: 43.10 LB
CAD: 0871995/CAFE3407
DIMS: 18x16x12 IN

BILL RECIPIENT

TO SAMPLE RECEIVING
EUROFINS TESTAMERICA BURLINGTON
30 COMMUNITY DRIVE

SOUTH BURLINGTON VT 05403

(802) 660-1990 REF:

INV:
PO: DEPT:

FedEx Express

TRK# 0201 1811 1975 9693

SATURDAY 12:00P
PRIORITY OVERNIGHT

XO BTVA

05403
VT-US BTV

Login Sample Receipt Checklist

Client: Tighe & Bond

Job Number: 460-221363-1

Login Number: 221363
List Number: 1
Creator: Meyers, Gary

List Source: Eurofins TestAmerica, Edison

Question	Answer	Comment
Radioactivity wasn't checked or is </= background as measured by a survey meter.	N/A	
The cooler's custody seal, if present, is intact.	True	Custody Seal received
Sample custody seals, if present, are intact.	True	
The cooler or samples do not appear to have been compromised or tampered with.	True	
Samples were received on ice.	True	
Cooler Temperature is acceptable.	True	
Cooler Temperature is recorded.	True	
COC is present.	True	
COC is filled out in ink and legible.	True	
COC is filled out with all pertinent information.	True	
Is the Field Sampler's name present on COC?	True	
There are no discrepancies between the containers received and the COC.	True	
Samples are received within Holding Time (excluding tests with immediate HTs)	True	
Sample containers have legible labels.	True	
Containers are not broken or leaking.	True	
Sample collection date/times are provided.	True	
Appropriate sample containers are used.	True	
Sample bottles are completely filled.	True	
Sample Preservation Verified.	True	
There is sufficient vol. for all requested analyses, incl. any requested MS/MSDs	True	
Containers requiring zero headspace have no headspace or bubble is <6mm (1/4").	True	
Multiphasic samples are not present.	True	
Samples do not require splitting or compositing.	True	
Residual Chlorine Checked.	True	

Login Sample Receipt Checklist

Client: Tighe & Bond

Job Number: 460-221363-1

Login Number: 221363
List Number: 2
Creator: Jaffe, Nat S

List Source: Eurofins TestAmerica, Burlington
List Creation: 10/27/20 10:10 AM

Question	Answer	Comment
Radioactivity wasn't checked or is </= background as measured by a survey meter.	N/A	Lab does not accept radioactive samples.
The cooler's custody seal, if present, is intact.	N/A	Not present
Sample custody seals, if present, are intact.	True	
The cooler or samples do not appear to have been compromised or tampered with.	True	
Samples were received on ice.	True	
Cooler Temperature is acceptable.	True	
Cooler Temperature is recorded.	True	0.7ºC
COC is present.	True	
COC is filled out in ink and legible.	True	
COC is filled out with all pertinent information.	True	
Is the Field Sampler's name present on COC?	True	LW
There are no discrepancies between the containers received and the COC.	True	
Samples are received within Holding Time (excluding tests with immediate HTs)	True	
Sample containers have legible labels.	True	
Containers are not broken or leaking.	True	
Sample collection date/times are provided.	True	
Appropriate sample containers are used.	True	
Sample bottles are completely filled.	N/A	
Sample Preservation Verified.	True	
There is sufficient vol. for all requested analyses, incl. any requested MS/MSDs	True	
Containers requiring zero headspace have no headspace or bubble is <6mm (1/4").	True	
Multiphasic samples are not present.	True	
Samples do not require splitting or compositing.	True	
Residual Chlorine Checked.	N/A	

Login Sample Receipt Checklist

Client: Tighe & Bond

Job Number: 460-221363-1

Login Number: 221363
List Number: 3
Creator: Watson, Debbie

List Source: Eurofins TestAmerica, Pittsburgh
List Creation: 10/27/20 02:47 PM

Question	Answer	Comment
Radioactivity wasn't checked or is </= background as measured by a survey meter.	N/A	
The cooler's custody seal, if present, is intact.	True	
Sample custody seals, if present, are intact.	True	
The cooler or samples do not appear to have been compromised or tampered with.	True	
Samples were received on ice.	True	
Cooler Temperature is acceptable.	True	
Cooler Temperature is recorded.	True	
COC is present.	True	
COC is filled out in ink and legible.	True	
COC is filled out with all pertinent information.	True	
Is the Field Sampler's name present on COC?	N/A	
There are no discrepancies between the containers received and the COC.	True	
Samples are received within Holding Time (excluding tests with immediate HTs)	True	
Sample containers have legible labels.	True	
Containers are not broken or leaking.	True	
Sample collection date/times are provided.	True	
Appropriate sample containers are used.	True	
Sample bottles are completely filled.	True	
Sample Preservation Verified.	True	
There is sufficient vol. for all requested analyses, incl. any requested MS/MSDs	True	
Containers requiring zero headspace have no headspace or bubble is <6mm (1/4").	True	
Multiphasic samples are not present.	True	
Samples do not require splitting or compositing.	True	
Residual Chlorine Checked.	N/A	