EVERSOURCE

Supplement Authorization Form

Project Title [redacted] Overload	**Project Number:** CD02030
Date Prepared: 01/19/2024	**Company:** Eversource CT
Organization: Distribution Engineering	**Project Category:** OVERLOADS-SPECIFIC PROJECTS
Initiating Organization: Distribution	**Project Type:** Specific
Project DDE: [redacted]	**Capital Investment part of 5-year plan?** Yes
Project Manager: [redacted]	**Emergency Related Request?** No
Project Sponsor: [redacted]	**Facility Type** (check all that apply)**:** ☐ PTF ☐ non-PTF ☒ Distribution ☐ N/A (General Plant)
Current Authorized Amount: $832.5K	**Approved In-Service Date:** 12/31/2024
Supplement Request: $286.4K	**Estimated In-Service Date:** 12/31/2024
Total Capital Request: $1,118.9K	**Authorization Type:** Supplement Request
	Reason: Scope Change

1. Project Background

[redacted]

2. Supplement Justification Overview

This supplemental request is for an additional $286.4K. CD02030 was previously full funding approved for $832.5K. Actuals to date are $1,118.9k.

The difference is largely due to a scope change. Blocked ducts between two manholes which increased outside services costs by $101.3K (not including indirects) and to some extent overtime and material costs.

3. Supplement Justification Detail

Values below in items 1, 2 & 3, do not include indirect costs which make up the additional difference.

1. Internal Labor Variance
   ACT - $176,851 vs Actuals - $195,272 or increase of $18,421 or 10%
   - Variance is being driven by OT. Switching both feeders back on overtime was done to get the feeder back on schedule before the weekend.

2. Material
   ACT - $243,799 vs Actuals - $261,358 or increase of $17,559 or 7%
   - This may go up or down depending on balancing of material. I am not concerned about this since the variance is so small right now. The additional cable will probably explain this increase.

3. Outside Services
   ACT - $85,387 vs Actuals - $186,693 or increase of $101,306 or 119%
   - Charter Oak charged over $131,342 to replace the duct bank between MH 8016 and MH403. The ducts were found to be blocked during construction, so this was not in the ACT estimate.
   - Clean Harbors billed $44K, which is about $29K higher than the estimate in the work order to clean manholes.

4. Supplement Cost Summary (Project Total)

Line-item Category ($000's)	To Date Spend	Prior Authorized	Supplement Request	Total
Internal Labor	$ 178.7	$ 168.8	$ 9.9	$ 178.7
Outside Services	$ 164.2	$ 81.5	$ 82.7	$ 164.2
Materials	$ 234.7	$ 232.7	$ 2.0	$ 234.7
Removals	$ 66.0	$ 21.3	$ 44.7	$ 66.0
Risk and Contingency	$ 0.0	$ 1.8	$ 20.1	$ 21.9
Other	$ 2.8	$ 1.3	$ 1.5	$ 2.8
Subtotal Directs W/Risks	$ **646.4**	$ **507.4**	$ **160.9**	$ **668.3**
Indirects/Overheads (Including Benefits)	$ 430.0	$ 313.6	$ 116.4	$ 430.0
AFUDC	$ 20.6	$ 11.5	$ 9.1	$ 20.6
Subtotal-Indirect Costs	$ **450.5**	$ **325.1**	$ **125.4**	$ **450.5**
Reimbursables/Customer Contribution	$ 0.0	$ 0.0	$ 0.0	$ 0.0
Project Total (Less Reimbursables)	$ **1,096.9**	$ **832.5**	$ **286.4**	$ **1,118.9**

5. Lessons Learned

None

EVERSOURCE

Project Approval Form

Project Title: [redacted] Overload	**Project Number:** CD02030
Date Prepared: 11/28/2023	**Company:** Eversource CT
Organization: Distribution Engineering	**Project Category:** OVERLOADS-SPECIFIC PROJECTS
Project Initiator [redacted]	**Project Type:** Specific
Initiating Organization: Distribution	**Capital Investment part of original Op Plan:** Yes
Project Manager [redacted]	**Emergency Related Request?** No
Project Sponsor [redacted]	**Facility Type** (check all that apply): ☐ PTF ☐ non-PTF ☒ Distribution ☐ N/A (General Plant)
Required in service date: 12/31/2023	
Total Capital Request: $832.5K	**Authorization Type:** Full Funding

1. Executive Summary

[redacted]

1

Refer to Distribution Capital Project Approval Process
JA-AM-2001-B, Rev.1

EVERSOURCE

Project Approval Form

This is for full funding.

Full/Partial: $832.5K/$608.9K = 137%

Legacy estimating units were used in the calculation of the partial estimate. Had revised estimating units been used the partial estimate would have been 30% higher or $792K, Full/Partial $832.5K/$792K = 105%.

2. Project Cost Summary

Note: Dollar values are in thousands.

Capital Costs	2023	2024	2025+	Total
Internal Labor and Construction Equipment	168.8	0.0	0.0	168.8
Outside Services	81.5	0.0	0.0	81.5
Materials	232.7	0.0	0.0	232.7
Removals	21.3	0.0	0.0	21.3
Risk and Contingency	1.8	0.0	0.0	1.8
Other	1.3	0.0	0.0	1.3
Subtotal	**507.4**	**0.0**	**0.0**	**507.4**

Indirect Capital Costs				Total
Indirects/Overheads (including benefits)	313.6	0.0	0.0	313.6
Capitalized interest or AFUDC, if any	11.5	0.0	0.0	11.5
Subtotal	**325.1**	**0.0**	**0.0**	**325.1**

Total Capital Costs (Gross)	**832.5**	**0.0**	**0.0**	**832.5**
Less Total Customer Contribution	**0.0**	**0.0**	**0.0**	**0.0**
Project Costs (Net of Reimbursement)	**832.5**	**0.0**	**0.0**	**832.5**

2

Refer to Distribution Capital Project Approval Process
JA-AM-2001-B, Rev.1

Explain unique payment provisions, if applicable:

3. Technical Justification

Background, Project Need/Justification, and Project Scope

a. Background



b. Project Need



c. Project Scope



Major Material:

- 2,775ft of 1000 CU EPR 4CT
- 6 Vertical 900 Amp Disconnect Switches

4. Alternatives Considered

Four alternatives were considered for this project. Legacy estimating units were used in the calculation of the partial alternative estimates. Had revised estimating units been used the partial alternative estimates would have been 30% higher as shown below.





EVERSOURCE

Project Approval Form

[redacted]

Project Option Comparison

	Options				
[redacted]					
Lowest cost		X			

5

Refer to Distribution Capital Project Approval Process
JA-AM-2001-B, Rev.1

EVERSOURCE

Project Approval Form

Authorization Type	Full	Partial	Partial	Partial	Partial
Capital Cost	$832.5K	$448K	$1,027K	$5,570K	$22,210K
Expense Cost	$26K	$9.4K	$20.3K	$116K	N/A
Total Cost	$858.5K	$457.9K	$1,048K	$5,686K	N/A
Total Cost / MVA added	$147,543	$180,422	$123,557	$156,705	$6,590,280
Preferred option	X				

5. Project Schedule

Add any additional milestones that are pertinent to the project

Milestone/Phase Name	Estimated Date
Partial Approval	October 2022
100% Detailed Engineering Completion	May 2023
Fully Funded	November 2023
Construction Start	June 2023
In Service Date	November 2023

6. Regulatory Decisions

6

Refer to Distribution Capital Project Approval Process
JA-AM-2001-B, Rev.1

7. Codes and Standards

8. Risk and Contingencies

Contingencies:

Risk Mitigation:

Risk Event	Risk Horizon	Likelihood of Occurrence	Risk Mitigation
Actual cost higher than estimated due to scope changes.	2023	Medium	Included contingency costs in the funding request. Perform detailed Field Analysis and walk down in project development to avoid potential issues.
Customer Permission / Siting Council / Municipal approvals	2023	Low	Design to minimize customer impact. Project Preplanning and customer/community outreach.

Internal construction resources not available to perform the work.	2023	Medium	Plan internal resources to perform the work. Use competitive bidding to ensure lowest outside labor cost.
Internal engineering resources not available to perform the work.	2023	Medium	Plan internal resources to perform the work. Use competitive bidding to ensure lowest outside labor cost.
Materials Shortage or long lead times	2023	High	Pre-order long lead time material; minimize the use of non-standard and non-stocked material.
Storm delays	2023	Medium	If storm activity delays work, we may be forced to use external resources.
System abnormal configuration	2023	Medium	Schedule work to minimize system abnormal time. Install temporary bypasses/equipment if system will be abnormal for extended periods.
Technological risks involving integration of new technology	2023	Low	Before use of new technology ensure support of standards and manufacturer. Schedule project to accommodate for extra time or ensure new technology is not on the critical path.
Wetlands / Environmentally sensitive area	2023	Low	Use of mats and specialty equipment, only work during certain times of the year.

9. References

CD01220 – Berlin SS Support for [redacted] Circuits

- Status: completed
- Relevance: reconductored [redacted] getaway cables

CD01006 – [redacted]SS and Reconductoring

- Status: approved

- Relevance: calls to reconductor [redacted] getaway cable

10. Attachments (One Line Diagrams, Images, etc.)

Attachment	Included in Submittal?
A. Cost Estimate	YES
B. P6 Schedule	NO
C. Geographic Map	YES
D. System and Station One-Lines	YES
E. Underground Maps	YES
F. Load Summary Sheet	YES

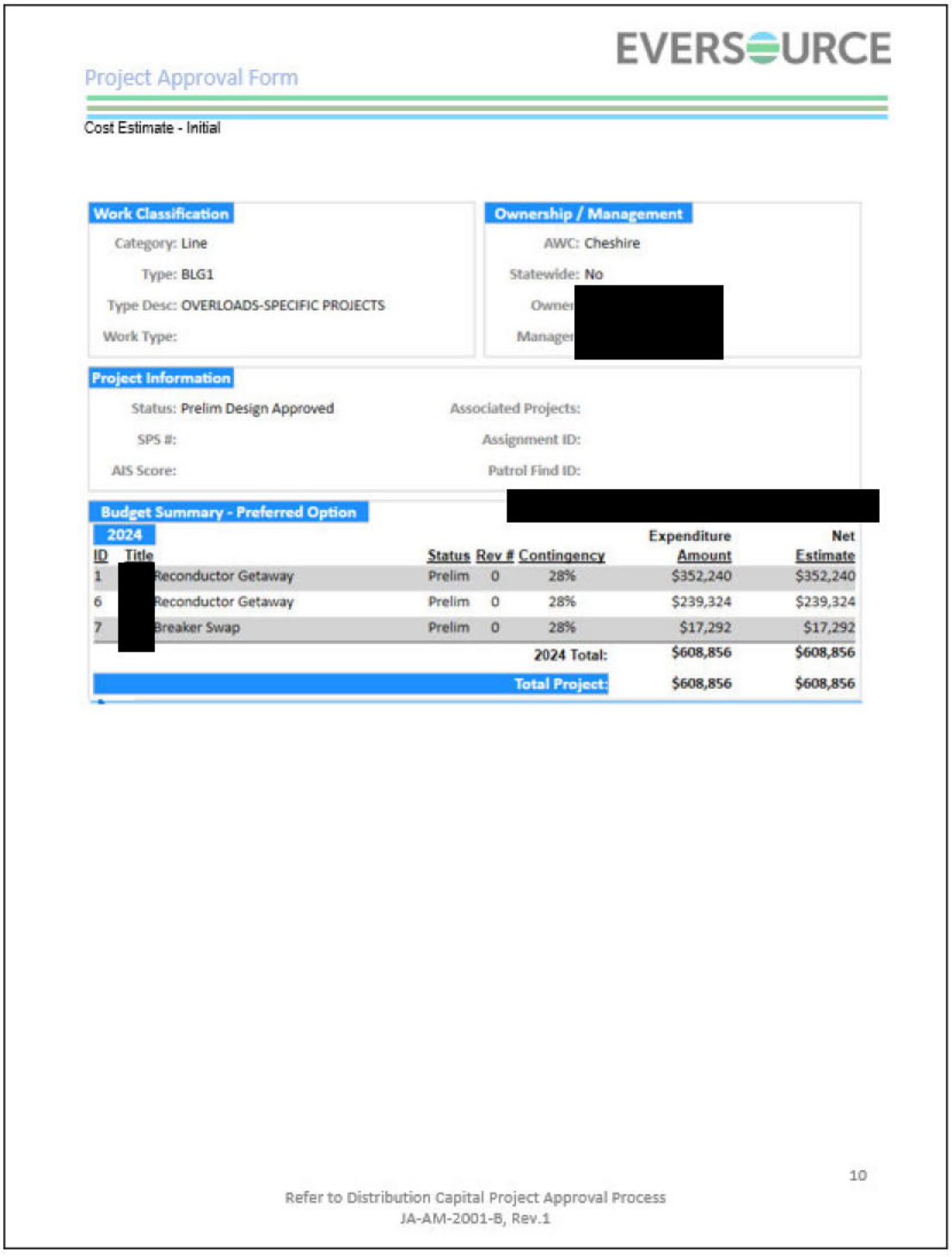

Project Approval Form

Cost Estimate - Initial

Work Classification

Category: Line

Type: BLG1

Type Desc: OVERLOADS-SPECIFIC PROJECTS

Work Type:

Ownership / Management

AWC: Cheshire

Statewide: No

Owner [redacted]

Manager

Project Information

Status: Prelim Design Approved

SPS #:

AIS Score:

Associated Projects:

Assignment ID:

Patrol Find ID:

Budget Summary - Preferred Option [redacted]

2024

ID	Title	Status	Rev #	Contingency	Expenditure Amount	Net Estimate
1	[redacted] Reconductor Getaway	Prelim	0	28%	$352,240	$352,240
6	[redacted] Reconductor Getaway	Prelim	0	28%	$239,324	$239,324
7	[redacted] Breaker Swap	Prelim	0	28%	$17,292	$17,292
				2024 Total:	$608,856	$608,856
				Total Project:	$608,856	$608,856

10

Refer to Distribution Capital Project Approval Process
JA-AM-2001-B, Rev.1

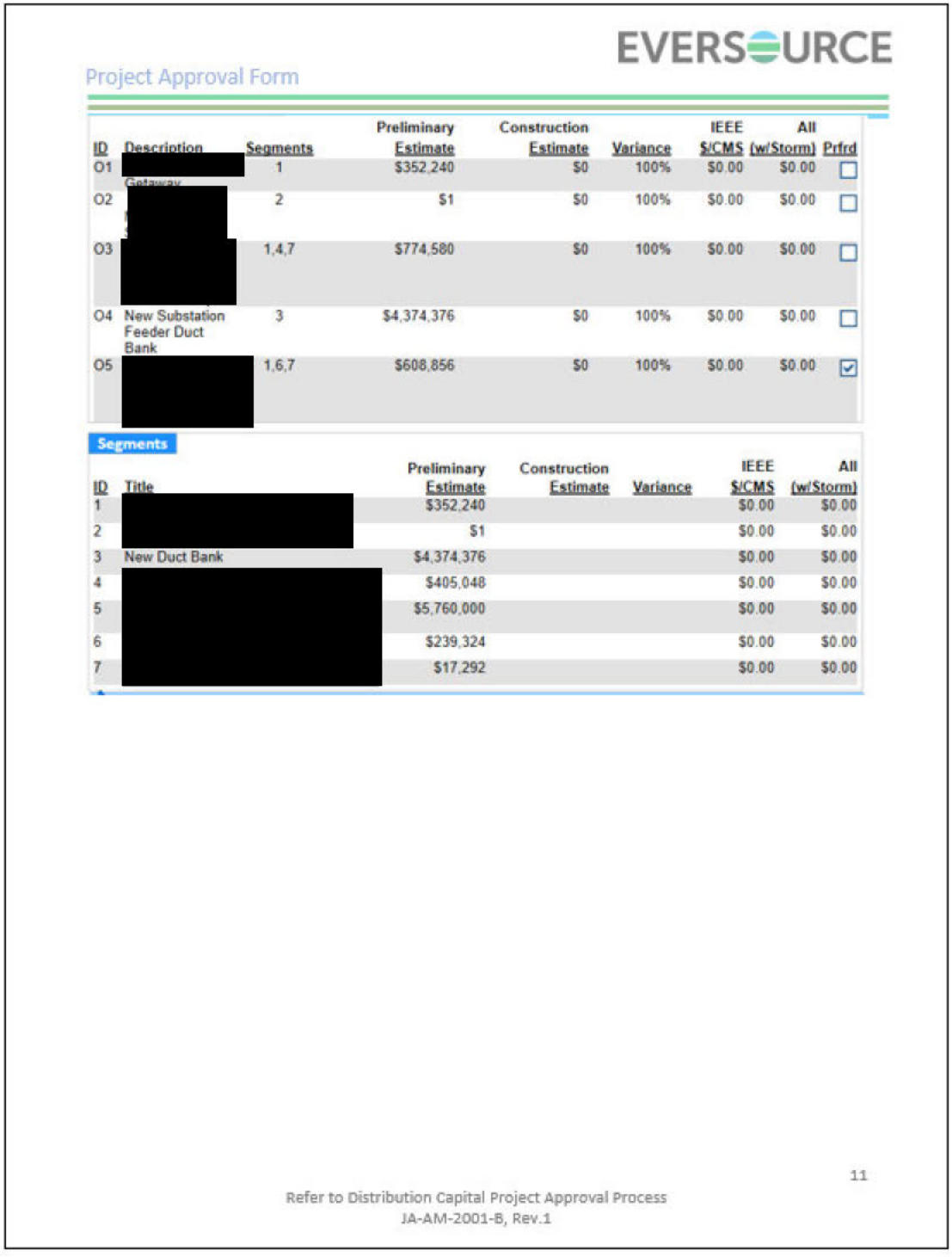

EVERSOURCE

Project Approval Form

ID	Description	Segments	Preliminary Estimate	Construction Estimate	Variance	IEEE $/CMS	All (w/Storm)	Prfrd
O1	[redacted] Gateway	1	$352,240	$0	100%	$0.00	$0.00	☐
O2	[redacted]	2	$1	$0	100%	$0.00	$0.00	☐
O3	[redacted]	1,4,7	$774,580	$0	100%	$0.00	$0.00	☐
O4	New Substation Feeder Duct Bank	3	$4,374,376	$0	100%	$0.00	$0.00	☐
O5	[redacted]	1,6,7	$608,856	$0	100%	$0.00	$0.00	☑

Segments

ID	Title	Preliminary Estimate	Construction Estimate	Variance	IEEE $/CMS	All (w/Storm)
1	[redacted]	$352,240			$0.00	$0.00
2		$1			$0.00	$0.00
3	New Duct Bank	$4,374,376			$0.00	$0.00
4	[redacted]	$405,048			$0.00	$0.00
5		$5,760,000			$0.00	$0.00
6		$239,324			$0.00	$0.00
7		$17,292			$0.00	$0.00

11

Refer to Distribution Capital Project Approval Process
JA-AM-2001-B, Rev.1

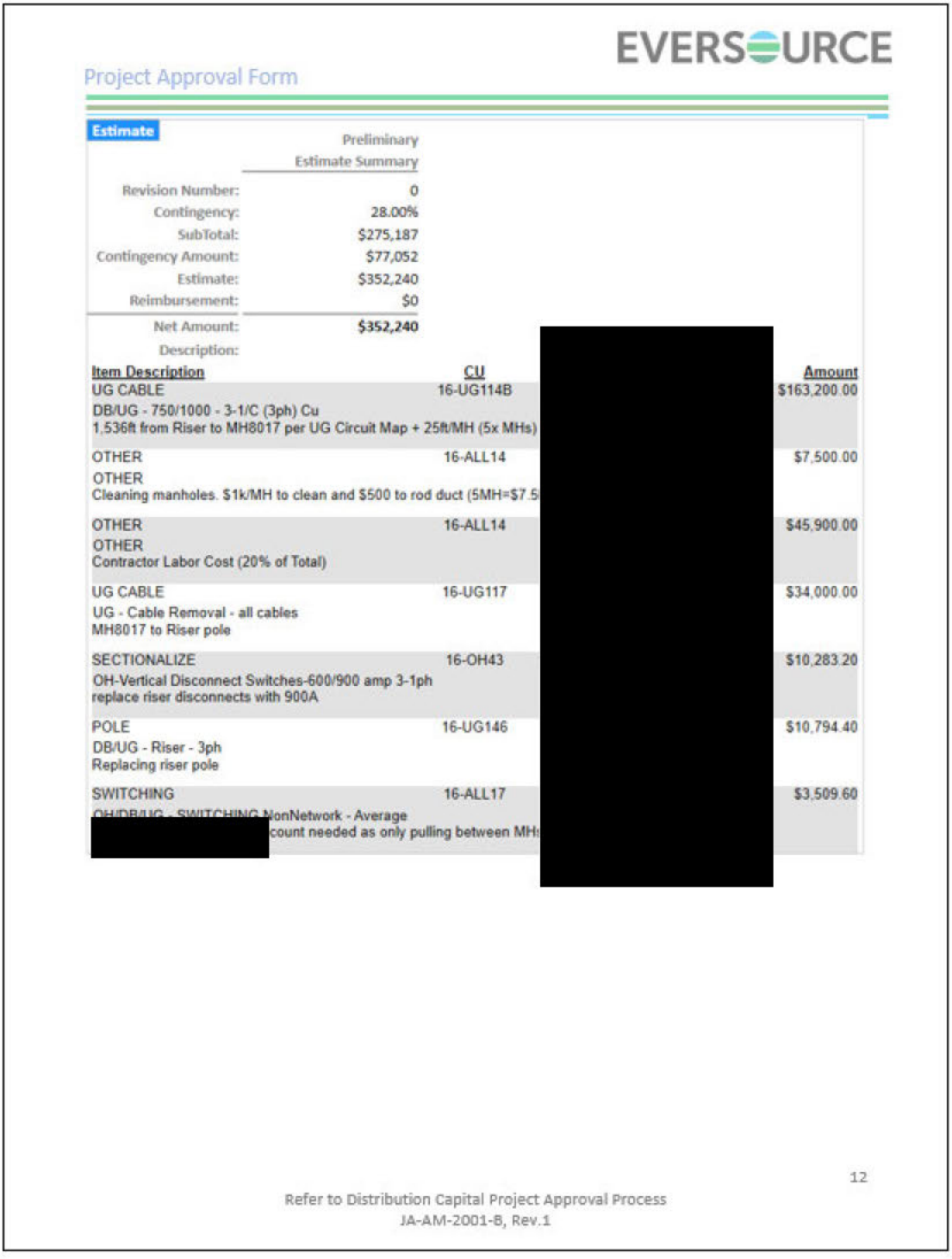

EVERSOURCE

Project Approval Form

Estimate

	Preliminary Estimate Summary
Revision Number:	0
Contingency:	28.00%
SubTotal:	$275,187
Contingency Amount:	$77,052
Estimate:	$352,240
Reimbursement:	$0
Net Amount:	**$352,240**
Description:	

Item Description	CU	[redacted]	Amount
UG CABLE DB/UG - 750/1000 - 3-1/C (3ph) Cu 1,536ft from Riser to MH8017 per UG Circuit Map + 25ft/MH (5x MHs)	16-UG114B		$163,200.00
OTHER OTHER Cleaning manholes. $1k/MH to clean and $500 to rod duct (5MH=$7.5	16-ALL14		$7,500.00
OTHER OTHER Contractor Labor Cost (20% of Total)	16-ALL14		$45,900.00
UG CABLE UG - Cable Removal - all cables MH8017 to Riser pole	16-UG117		$34,000.00
SECTIONALIZE OH-Vertical Disconnect Switches-600/900 amp 3-1ph replace riser disconnects with 900A	16-OH43		$10,283.20
POLE DB/UG - Riser - 3ph Replacing riser pole	16-UG146		$10,794.40
SWITCHING OH/DB/UG - SWITCHING NonNetwork - Average [redacted] count needed as only pulling between MHs	16-ALL17		$3,509.60

12

Refer to Distribution Capital Project Approval Process
JA-AM-2001-B, Rev.1

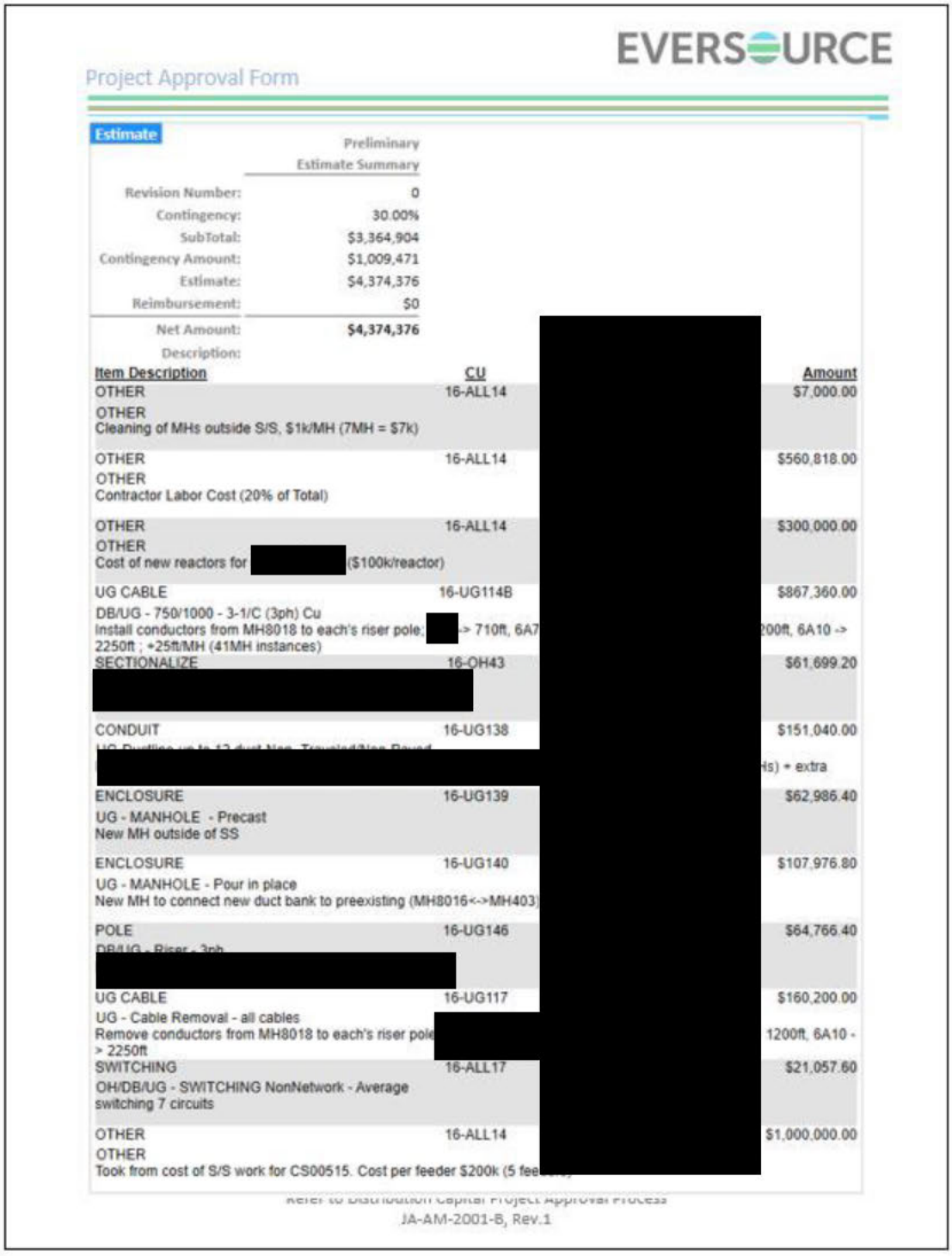

EVERSOURCE

Project Approval Form

Estimate

Preliminary
Estimate Summary

Revision Number:	0
Contingency:	30.00%
SubTotal:	$3,364,904
Contingency Amount:	$1,009,471
Estimate:	$4,374,376
Reimbursement:	$0
Net Amount:	**$4,374,376**
Description:	

Item Description	CU	Amount
OTHER OTHER Cleaning of MHs outside S/S, $1k/MH (7MH = $7k)	16-ALL14	$7,000.00
OTHER OTHER Contractor Labor Cost (20% of Total)	16-ALL14	$560,818.00
OTHER OTHER Cost of new reactors for [redacted] ($100k/reactor)	16-ALL14	$300,000.00
UG CABLE DB/UG - 750/1000 - 3-1/C (3ph) Cu Install conductors from MH8018 to each's riser pole, [redacted] -> 710ft, 6A7 2250ft ; +25ft/MH (41MH instances)	16-UG114B	$867,360.00 200ft, 6A10 ->
SECTIONALIZE [redacted]	16-OH43	$61,699.20
CONDUIT [redacted] Hs) + extra	16-UG138	$151,040.00
ENCLOSURE UG - MANHOLE - Precast New MH outside of SS	16-UG139	$62,986.40
ENCLOSURE UG - MANHOLE - Pour in place New MH to connect new duct bank to preexisting (MH8016<->MH403)	16-UG140	$107,976.80
POLE DB/UG - Riser - 3ph [redacted]	16-UG146	$64,766.40
UG CABLE UG - Cable Removal - all cables Remove conductors from MH8018 to each's riser pole [redacted] > 2250ft	16-UG117	$160,200.00 1200ft, 6A10 -
SWITCHING OH/DB/UG - SWITCHING NonNetwork - Average switching 7 circuits	16-ALL17	$21,057.60
OTHER OTHER Took from cost of S/S work for CS00515. Cost per feeder $200k (5 fee	16-ALL14	$1,000,000.00

Refer to Distribution Capital Project Approval Process
JA-AM-2001-B, Rev.1

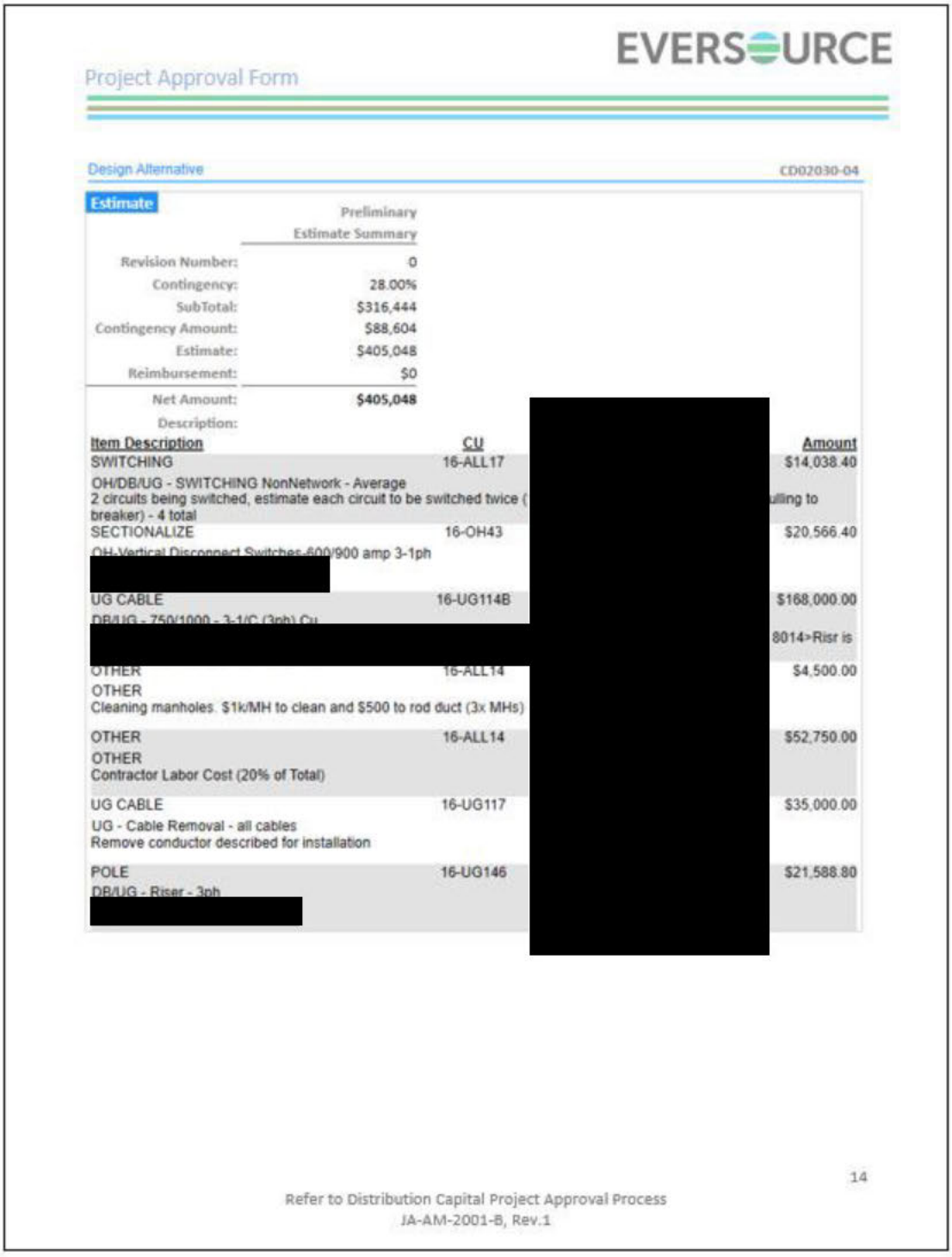

EVERSOURCE

Project Approval Form

Design Alternative CD02030-04

Estimate

Preliminary Estimate Summary

Revision Number:	0
Contingency:	28.00%
SubTotal:	$316,444
Contingency Amount:	$88,604
Estimate:	$405,048
Reimbursement:	$0
Net Amount:	**$405,048**
Description:	

Item Description	CU	Amount
SWITCHING	16-ALL17	$14,038.40
OH/DB/UG - SWITCHING NonNetwork - Average 2 circuits being switched, estimate each circuit to be switched twice (ulling to breaker) - 4 total		
SECTIONALIZE	16-OH43	$20,566.40
OH-Vertical Disconnect Switches-600/900 amp 3-1ph [redacted]		
UG CABLE	16-UG114B	$168,000.00
DB/UG - 750/1000 - 3-1/C (3ph) Cu [redacted] 8014>Risr is		
OTHER	16-ALL14	$4,500.00
OTHER Cleaning manholes. $1k/MH to clean and $500 to rod duct (3x MHs)		
OTHER	16-ALL14	$52,750.00
OTHER Contractor Labor Cost (20% of Total)		
UG CABLE	16-UG117	$35,000.00
UG - Cable Removal - all cables Remove conductor described for installation		
POLE	16-UG146	$21,588.80
DB/UG - Riser - 3ph [redacted]		

14

Refer to Distribution Capital Project Approval Process
JA-AM-2001-B, Rev.1

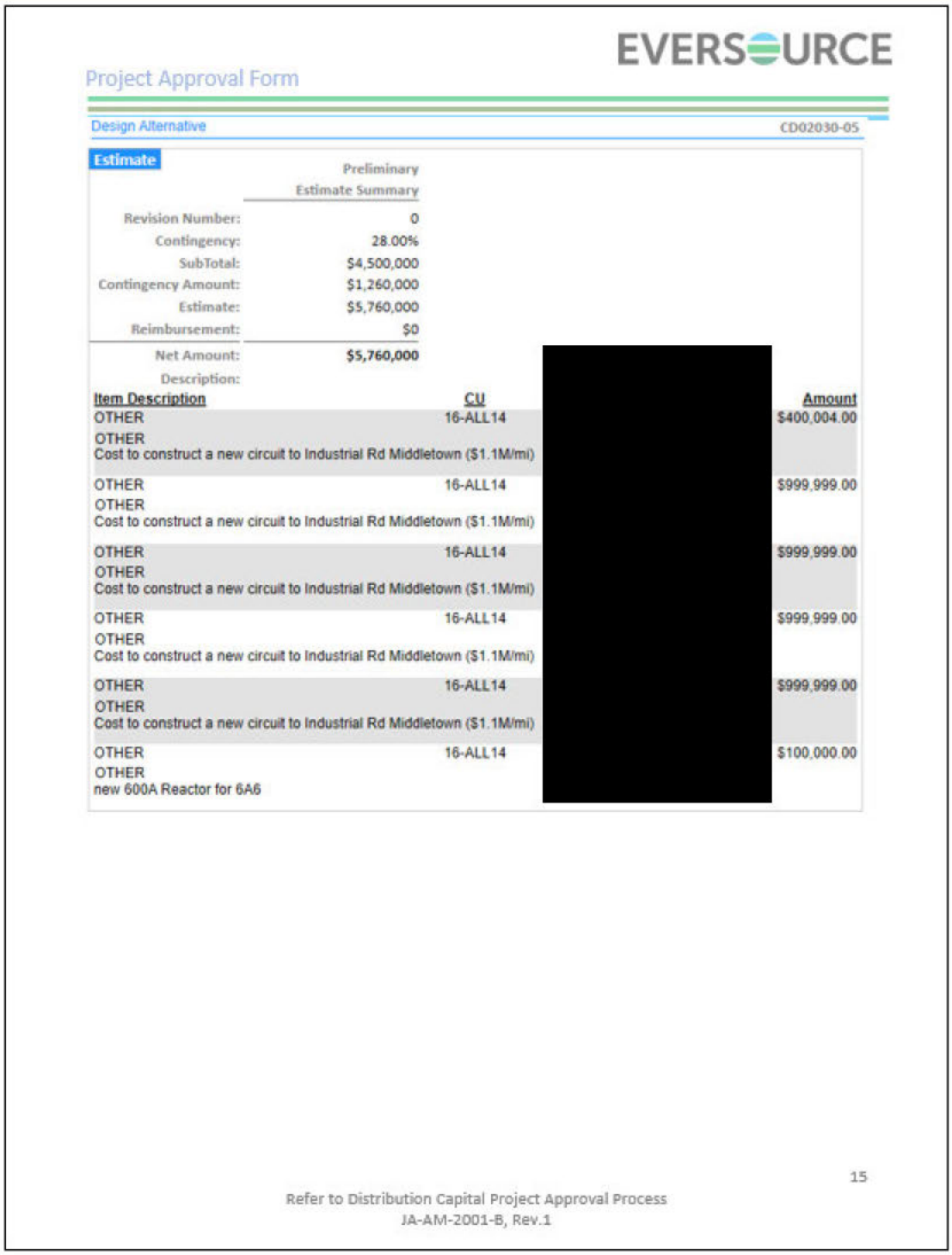

EVERSOURCE

Project Approval Form

Design Alternative CD02030-05

Estimate

	Preliminary Estimate Summary
Revision Number:	0
Contingency:	28.00%
SubTotal:	$4,500,000
Contingency Amount:	$1,260,000
Estimate:	$5,760,000
Reimbursement:	$0
Net Amount:	**$5,760,000**
Description:	

Item Description	CU	Amount
OTHER OTHER Cost to construct a new circuit to Industrial Rd Middletown ($1.1M/mi)	16-ALL14	$400,004.00
OTHER OTHER Cost to construct a new circuit to Industrial Rd Middletown ($1.1M/mi)	16-ALL14	$999,999.00
OTHER OTHER Cost to construct a new circuit to Industrial Rd Middletown ($1.1M/mi)	16-ALL14	$999,999.00
OTHER OTHER Cost to construct a new circuit to Industrial Rd Middletown ($1.1M/mi)	16-ALL14	$999,999.00
OTHER OTHER Cost to construct a new circuit to Industrial Rd Middletown ($1.1M/mi)	16-ALL14	$999,999.00
OTHER OTHER new 600A Reactor for 6A6	16-ALL14	$100,000.00

[redacted]

15

Refer to Distribution Capital Project Approval Process
JA-AM-2001-B, Rev.1

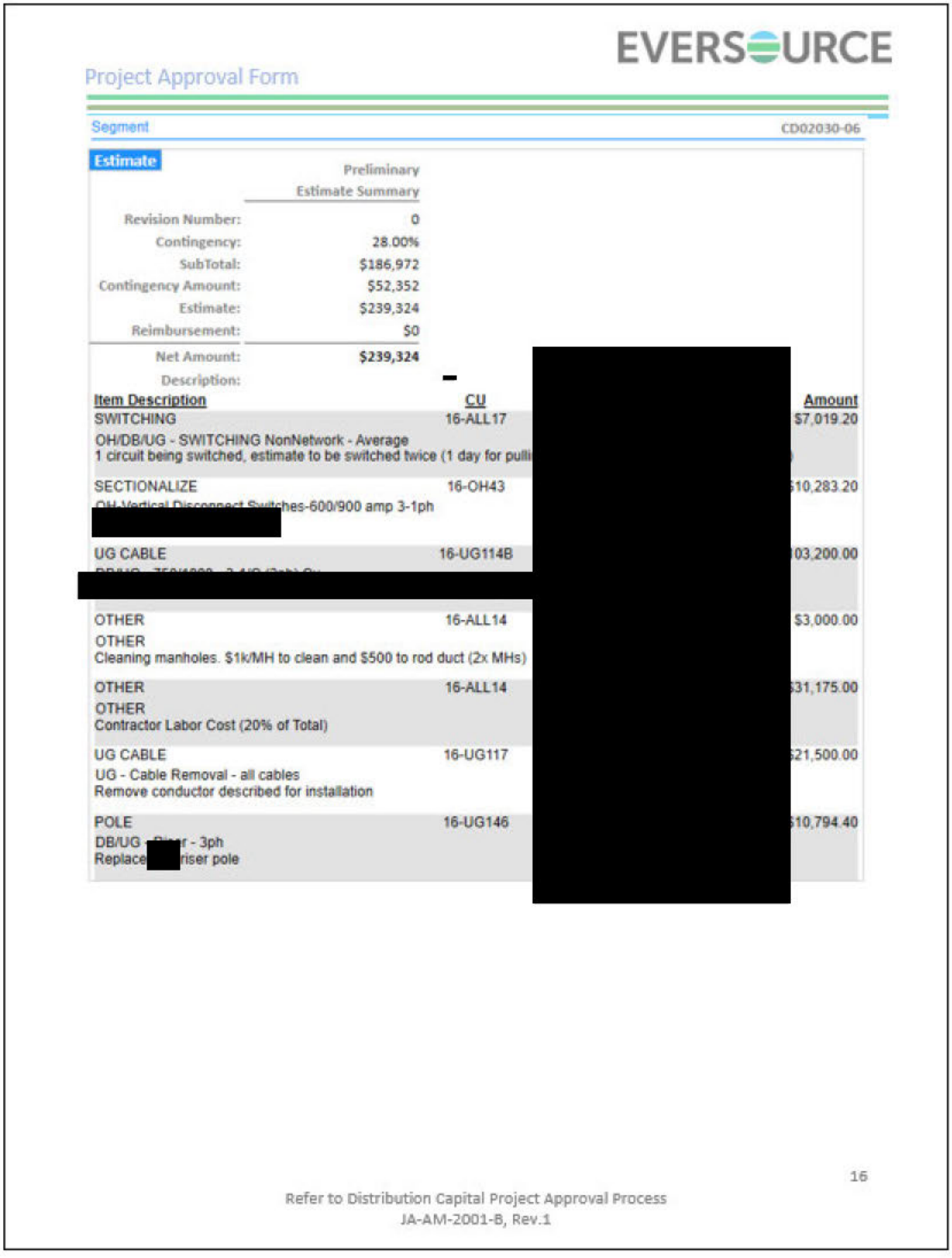

EVERSOURCE

Project Approval Form

Segment CD02030-06

Estimate

Preliminary Estimate Summary

Revision Number:	0
Contingency:	28.00%
SubTotal:	$186,972
Contingency Amount:	$52,352
Estimate:	$239,324
Reimbursement:	$0
Net Amount:	**$239,324**
Description:	

Item Description	CU	Amount
SWITCHING	16-ALL17	$7,019.20
OH/DB/UG - SWITCHING NonNetwork - Average 1 circuit being switched, estimate to be switched twice (1 day for pull		
SECTIONALIZE	16-OH43	$10,283.20
OH-Vertical Disconnect Switches-600/900 amp 3-1ph		
UG CABLE	16-UG114B	03,200.00
OTHER	16-ALL14	$3,000.00
OTHER Cleaning manholes. $1k/MH to clean and $500 to rod duct (2x MHs)		
OTHER	16-ALL14	$31,175.00
OTHER Contractor Labor Cost (20% of Total)		
UG CABLE	16-UG117	$21,500.00
UG - Cable Removal - all cables Remove conductor described for installation		
POLE	16-UG146	$10,794.40
DB/UG - Riser - 3ph Replace riser pole		

16

Refer to Distribution Capital Project Approval Process
JA-AM-2001-B, Rev.1

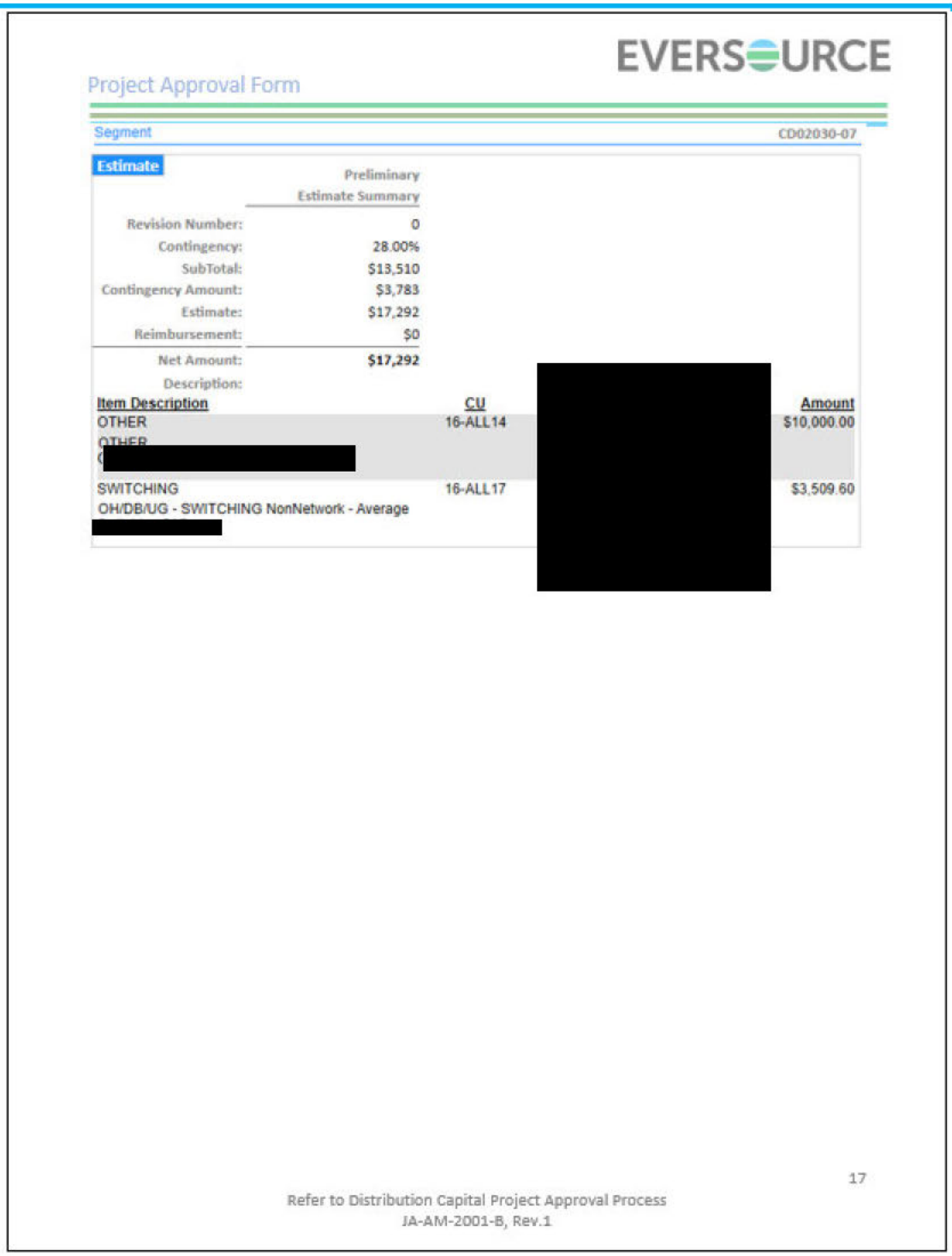

EVERSOURCE

Project Approval Form

Segment CD02030-07

Estimate

	Preliminary Estimate Summary
Revision Number:	0
Contingency:	28.00%
SubTotal:	$13,510
Contingency Amount:	$3,783
Estimate:	$17,292
Reimbursement:	$0
Net Amount:	**$17,292**
Description:	

Item Description	CU	Amount
OTHER	16-ALL14	$10,000.00
OTHER [redacted]		
SWITCHING	16-ALL17	$3,509.60
OH/DB/UG - SWITCHING NonNetwork - Average [redacted]		

[redacted]

17

Refer to Distribution Capital Project Approval Process
JA-AM-2001-B, Rev.1

