EVERSOURCE

Supplement Authorization Form

Project Title: [redacted] Improvements	**Project Number: CD02122**
Date Prepared: 01/27/2026	**Company:** Eversource CT
Organization: Distribution Engineering	**Project Category:** DB CABLE REPLACE-SPECIFIC PROJ
Initiating Organization: Distribution	**Project Type:** Specific
Project DDE: [redacted]	**Capital Investment part of 5-year plan?** Yes
Project Manager: [redacted]	**Emergency Related Request?** No
Project Sponsor: [redacted]	**Facility Type** (check all that apply)**:** ☐ PTF ☐ non-PTF ☒ Distribution ☐ N/A (General Plant)
Current Authorized Amount: $340.2K	**Approved In-Service Date:** 12/31/2025
Supplement Request: $174.5K	**Estimated In-Service Date: 12/31/2025**
Total Capital Request ($): $514.6K	**Authorization Type:** Supplement Request
	Reason: : Cost Overage

1. Project Background

This project was established for improvements to the distribution facilities serving the [redacted]

This project is being revised to reflect a change in the proposed cashflow for this project of $514.6K. This is $174.5K over the previously approved amount of $340.2K or 151%. There was no change in scope. The additional capital was due to increased indirect charges driven by the shifting of the labor and material to an external resource, in addition to an overall increase in labor.

2. Supplement Justification Overview

There was no change in scope. Indirect charges are much higher than was previously estimated.

3. Supplement Justification Detail

The reasons for the project authorization supplement of $174.5K are described below.

1. **Construction (including materials supplied by contractors): $17.2 –** The Full Funding estimate reflected all labor to be in-house. However, contract labor & materials for excavation were required to complete this project. The cable installation was done by internal crews. This accounted for an increase in the labor driven overheads for this project.
2. **Indirects/Overhead: $157.3 –** Additional overheads due to higher direct labor charges was the primary driver for the overspend.

Total Supplement Request: $174.5K

4. Supplement Cost Summary (Project Total)

Financial Evaluation ($000's)

Capital Costs	To Date Spend	Prior Authorized	Supplemental Request	Total Request
Internal Labor and Construction Equipment	23.6	25.6	-0.6	25.0
Outside Services	150.5	0.0	157.0	157.0
Materials	16.8	127.1	-110.1	17.0
Removals	3.8	12.1	-8.3	3.8
Risk and Contingency		30.9	-20.8	10.1
Other			0.0	
Subtotal	**194.8**	**195.8**	**17.2**	**212.9**

Indirect Capital Costs	To Date Spend	Prior Authorized	Supplemental Request	Total Request
Indirects/Overheads (including benefits)	298.8	144.4	154.4	298.8
Capitalized interest or AFUDC, if any	2.9	0.0	2.9	2.9
Subtotal	**301.7**	**144.4**	**157.3**	**301.7**
Total Capital Costs (Gross)	**496.5**	**340.2**	**174.5**	**514.6**
Less Total Customer Contribution	**0.0**	**0.0**	**0.0**	**0.0**
Project Costs (Net of Reimbursement)	**496.5**	**340.2**	**174.5**	**514.6**

New Total Request by Year (if applicable)

Note: If multi-year project, include actuals for current and years past, and then show forecasted spend for upcoming years.

Capital Costs	2023 Actual	2024 Actual	2025 Actual	2026 Estimate
Internal Labor & Equipment			23.6	1.4
Outside Services			150.5	6.5
Materials			16.8	0.2
Removals			3.8	0.0
Risk and Contingency				10.1
Other				
SUBTOTAL Direct Cost	**0.0**	**0.0**	**194.8**	**18.1**
Indirects / Overheads	0.0	0.0	298.8	0.0
AFUDC	0.0	0.0	2.9	0.0
SUBTOTAL Indirect Cost	**0.0**	**0.0**	**301.7**	**0.0**
TOTAL Capital Request	**0.0**	**0.0**	**496.5**	**18.1**
Less Total Customer Contribution	0.0	0.0	0.0	0.0
TOTAL Project Cost	**0.0**	**0.0**	**496.5**	**18.1**

5. Lessons Learned

Full Funding PAF:

EVERSOURCE

Project Approval Form

Project Title: [redacted] Improvements	**Project Number:** CD02122
Date Prepared: 10/30/2025	**Company:** Eversource CT
Organization: Distribution Engineering	**Project Category:** DB CABLE REPLACE-SPECIFIC PROJ
Project Initiator: [redacted]	**Project Type:** Specific
Initiating Organization: Distribution	**Capital Investment part of original Op Plan:** Yes
Project Manager: [redacted]	**Emergency Related Request?** No
Project Sponsor: [redacted]	**Facility Type** (check all that apply): ☐ PTF ☐ non-PTF ☒ Distribution ☐ N/A (General Plant)
Required in service date: 12/31/2025	**NWS Excludable:** ☒ Yes ☐ No
Total Capital Request: $340.2K	**Authorization Type:** Full Funding

1. Executive Summary

[redacted]

This project is being revised to reflect a change in project estimates from the detailed Maximo work order estimates and to change the status from Partial Funding to Full Funding authorization. There is no change in scope. The amount of cable accounted for in the detailed work order agrees with the amount listed in the preliminary estimate. The increase in capital is due to additional labor and equipment costs associated with the general increase in cost of construction.

- Approved Partial Funding Authorization: $209.9K
- Revised Partial Funding Authorization: $340.2K or 162% of the Partial Funding authorization.
- Project Location
  - Division: Western
  - District: Waterbury
  - Town: Naugatuck

1

Refer to Distribution Capital Project Approval Process
JA-AM-2001-B, Rev.5

EVERSOURCE

Project Approval Form

2. Project Cost Summary

Note: Dollar values are in thousands.

Capital Costs	Year 2025	Year 2026	Year 2027+	Total
Direct Capital Costs				
Internal Labor and Construction Equipment	25.6	0.0	0.0	25.6
Outside Services	0.0	0.0	0.0	0.0
Materials	127.1	0.0	0.0	127.1
Removals	12.1	0.0	0.0	12.1
Risk and Contingency	30.9	0.0	0.0	30.9
Other	0.0	0.0	0.0	0.0
Subtotal – Direct Costs	**195.8**	**0.0**	**0.0**	**195.8**
Indirect Capital Costs				
Indirect/Overheads (including benefits)	144.4	0.0	0.0	144.4
Capitalized interest or AFUDC, if any	0.0	0.0	0.0	0.0
Subtotal – Indirect Costs	**144.4**	**0.0**	**0.0**	**144.4**
Total Gross Capital Costs	**340.2**	**0.0**	**0.0**	**340.2**
Customer Contribution	**0.0**	**0.0**	**0.0**	**0.0**
Total Net Capital Project Costs	**340.2**	**0.0**	**0.0**	**340.2**

Explain unique payment provisions, if applicable:

2

Refer to Distribution Capital Project Approval Process
JA-AM-2001-B, Rev.5

EVERSOURCE

Project Approval Form

3. Technical Justification

Background, Project Need/Justification, and Project Scope

a. Background



3

Refer to Distribution Capital Project Approval Process
JA-AM-2001-B, Rev.5

EVERSOURCE
Project Approval Form

b. Project Need

[redacted]

c. Project Scope

The scope of this project is as follows:

[redacted]

4. Alternatives Considered

NWS *(remove unselected option)*

If NWS is excludable, complete the NWS Exclusion Criteria table and remove NWS option from the Project Option Comparison table below:

If NWS is not excludable, include NWS in Project Option Comparison table and remove NWS Exclusion Criteria table below:

NWS Exclusion Criteria (select all that apply)

☐ Project cost < $250k	☐ New Service
☐ CDOT Relocation	☐ Generator interconnection project
☒ Maintenance, Asset condition or safety related*	

*Maintenance, Asset condition or safety related justification: The outage history indicated there have been many cable faults in this system and the current design does not allow for partial restoration if a fault is located on the three phase portion of the development.

4

Refer to Distribution Capital Project Approval Process
JA-AM-2001-B, Rev.5

EVERSOURCE

Project Approval Form

Project Option Comparison

Design Criteria	Option	
[redacted]		
Authorization Type	Partial	Full
Capital Cost	$169.9K	$340.2k
Expense Cost	$8.6K	$6.6Kk
Total Cost	$178.5K	$346.8k
Preferred option		X

Option Summary

[redacted]

6. Project Schedule

Add any additional milestones that are pertinent to the project

5

Refer to Distribution Capital Project Approval Process
JA-AM-2001-B, Rev.5

EVERSOURCE

Project Approval Form

Milestone/Phase Name	Estimated Date
Partial Approval	Completed
100% Detailed Engineering Completion	Completed
Fully Funded	10/30/2025
Construction Start	11/03/2025
In Service Date	12/31/2025

7. Regulatory Decisions

N/A

8. Codes and Standards

N/A

9. Risk and Contingencies

Risk Mitigation:

Risk Event	Risk Horizon	Likelihood of Occurrence	Risk Mitigation
Actual cost higher than estimated due to scope changes.	2025	Medium	Included contingency costs in the funding request. Perform detailed Field Analysis and walk down in project development to avoid potential issues.
Customer Permission / Siting Council / Municipal approvals	2025	Low	Design to minimize customer impact. Project Preplanning and customer/community outreach.

6

Refer to Distribution Capital Project Approval Process
JA-AM-2001-B, Rev.5

Internal construction resources not available to perform the work.	2025	Low	Plan internal resources to perform the work. Use competitive bidding to ensure lowest outside labor cost.
Internal engineering resources not available to perform the work.	2025	Low	Plan internal resources to perform the work. Use competitive bidding to ensure lowest outside labor cost.
Materials Shortage or long lead times	2025	Low	Pre-order long lead time material; minimize the use of non-standard and non-stocked material.
Storm delays	2025	Low	If storm activity delays work, we may be forced to use external resources.
System abnormal configuration	2025	Low	Schedule work to minimize system abnormal time. Install temporary bypasses/equipment if system will be abnormal for extended periods.
Technological risks involving integration of new technology	2025	Low	Before use of new technology ensure support of standards and manufacturer. Schedule project to accommodate for extra time or ensure new technology is not on the critical path.
Wetlands / Environmentally sensitive area	2025	Low	Use of mats and specialty equipment, only work during certain times of the year.

10. References

References
1. None

Project Approval Form

11. Attachments (One Line Diagrams, Images, etc.)

Attachment	Included in Submittal?
A. Geographic Maps	YES
B. One-Lines	YES
C. Partial Funding PAF	YES

8

Refer to Distribution Capital Project Approval Process
JA-AM-2001-B, Rev.5

EVERSOURCE

Project Approval Form

Attachment "A" – Maps

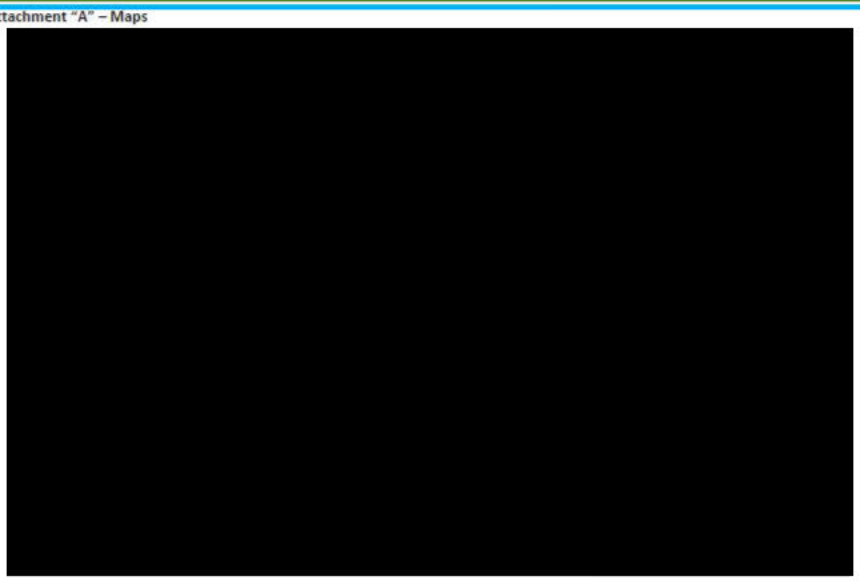

9

Refer to Distribution Capital Project Approval Process
JA-AM-2001-B, Rev.5

EVERSOURCE

Project Approval Form



10

Refer to Distribution Capital Project Approval Process
JA-AM-2001-B, Rev.5

Project Approval Form

Attachment B – One-Line



Project Approval Form

Attachment C – Partial Funding PAF

Project Approval Form

Project Title: [redacted] Improvements	**Project Number: CD02122**
Date Prepared: 09/11/2025	**Company:** Eversource CT
Organization: Distribution Engineering	**Project Category:** DB CABLE REPLACE-SPECIFIC PROJ
Project Initiate [redacted]	**Project Type:** Specific
Initiating Organization: Distribution	**Capital Investment part of original Op Plan:** Yes
Project Manager [redacted]	**Emergency Related Request?** No
Project Sponsor [redacted]	**Facility Type** (check all that apply)**:** ☐ PTF ☐ non-PTF ☒ Distribution ☐ N/A (General Plant)
Required in service date: 12/31/2026	**NWS Excludable:** ☒ Yes ☐ No
Total Capital Request: $209.9K	**Authorization Type:** Partial Funding

1. Executive Summary

[redacted]

This project is being revised to eliminate the installation of the Edge Restore units and Ubicquia sensors from the project. In addition, since the Edge Restore will not be installed at this time, the installation of Trip Savers at the riser poles is also being removed from this project.

- Approved Partial Funding Authorization: $417.8K.
- Revised Partial Funding Authorization: $209.9K
- Project Location:
  - Division: Western
  - District: Waterbury AWC
  - Town: Naugatuck

1

Refer to Distribution Capital Project Approval Process
JA-AM-2001-B, Rev.1

12

Refer to Distribution Capital Project Approval Process
JA-AM-2001-B, Rev.5

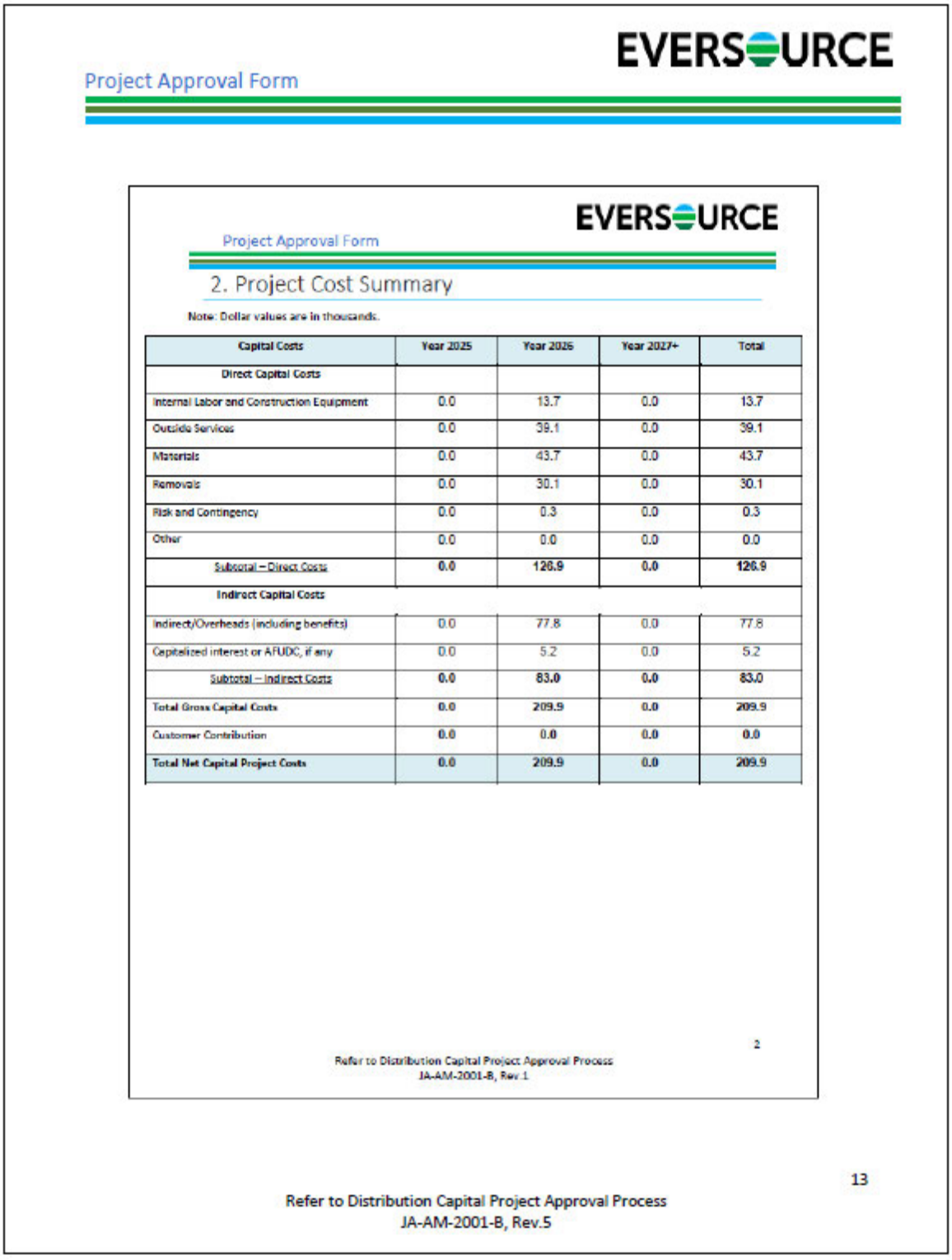

Project Approval Form

2. Project Cost Summary

Note: Dollar values are in thousands.

Capital Costs	Year 2025	Year 2026	Year 2027+	Total
Direct Capital Costs				
Internal Labor and Construction Equipment	0.0	13.7	0.0	13.7
Outside Services	0.0	39.1	0.0	39.1
Materials	0.0	43.7	0.0	43.7
Removals	0.0	30.1	0.0	30.1
Risk and Contingency	0.0	0.3	0.0	0.3
Other	0.0	0.0	0.0	0.0
Subtotal – Direct Costs	**0.0**	**126.9**	**0.0**	**126.9**
Indirect Capital Costs				
Indirect/Overheads (including benefits)	0.0	77.8	0.0	77.8
Capitalized interest or AFUDC, if any	0.0	5.2	0.0	5.2
Subtotal – Indirect Costs	**0.0**	**83.0**	**0.0**	**83.0**
Total Gross Capital Costs	**0.0**	**209.9**	**0.0**	**209.9**
Customer Contribution	**0.0**	**0.0**	**0.0**	**0.0**
Total Net Capital Project Costs	**0.0**	**209.9**	**0.0**	**209.9**

2

Refer to Distribution Capital Project Approval Process
JA-AM-2001-B, Rev.1

13

Refer to Distribution Capital Project Approval Process
JA-AM-2001-B, Rev.5

Project Approval Form

Project Approval Form

3. Technical Justification

Background, Project Need/Justification, and Project Scope

a. Background



Refer to Distribution Capital Project Approval Process
JA-AM-2001-B, Rev.1

14

Project Approval Form

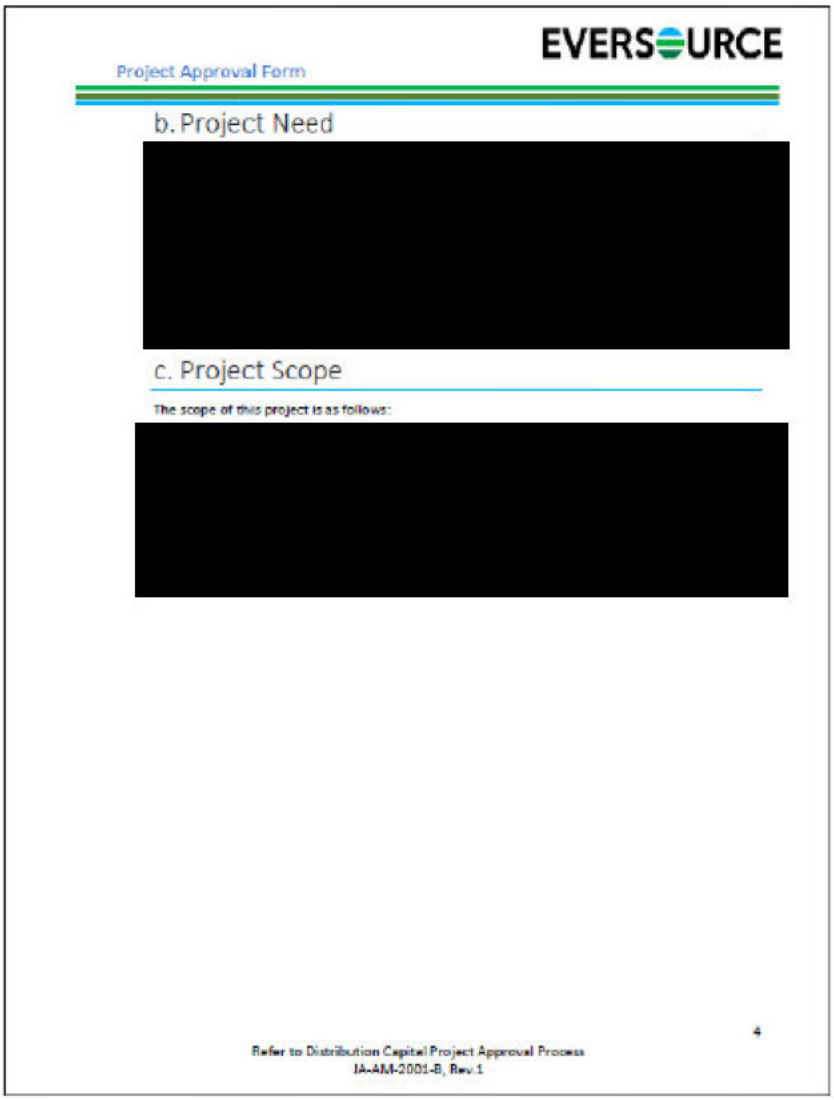

Project Approval Form

b. Project Need

[redacted]

c. Project Scope

The scope of this project is as follows:

[redacted]

4

Refer to Distribution Capital Project Approval Process
JA-AM-2001-B, Rev.1

15

Refer to Distribution Capital Project Approval Process
JA-AM-2001-B, Rev.5

EVERSOURCE

Supplement Authorization Form

EVERSOURCE

Project Approval Form

EVERSOURCE

Project Approval Form

4. Alternatives Considered



NWS *(remove unselected option)*

If NWS is excludable, complete the NWS Exclusion Criteria table and remove NWS option from the Project Option Comparison table below:

If NWS is not excludable, include NWS in Project Option Comparison table and remove NWS Exclusion Criteria table below:

NWS Exclusion Criteria (select all that apply)

☒ Project cost < $250k	☐ New Service
☐ CDOT Relocation	☐ Generator interconnection project
☐ Maintenance, Asset condition or safety related*	

*Maintenance, Asset condition or safety related justification: (If applicable, provide explanation on how the asset has met or exceeded its useful life)

5

Refer to Distribution Capital Project Approval Process
JA-AM-2001-B, Rev.1

16

Refer to Distribution Capital Project Approval Process
JA-AM-2001-B, Rev.5

19

EVERSOURCE

Project Approval Form

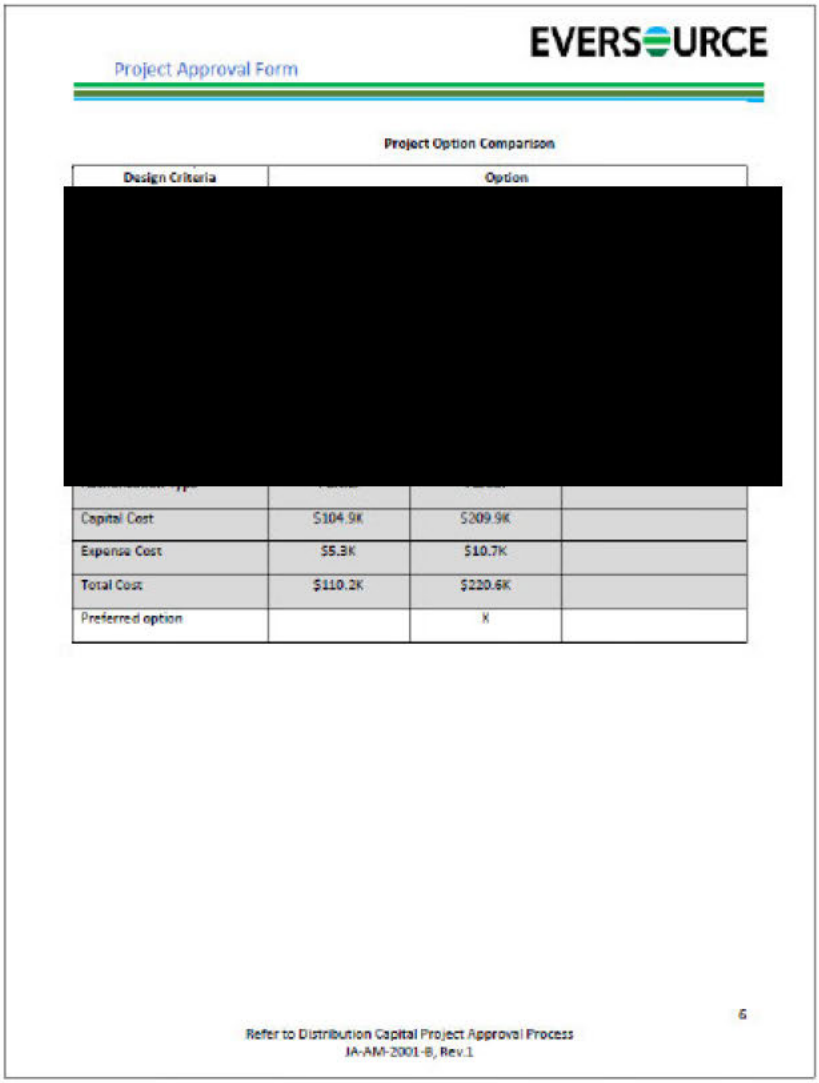

EVERSOURCE

Project Approval Form

Project Option Comparison

Design Criteria	Option		
[redacted]			
Capital Cost	$104.9K	$209.9K	
Expense Cost	$5.3K	$10.7K	
Total Cost	$110.2K	$220.6K	
Preferred option		X	

6

Refer to Distribution Capital Project Approval Process
JA-AM-2001-B, Rev.1

17

Refer to Distribution Capital Project Approval Process
JA-AM-2001-B, Rev.5

5. Project Schedule

Milestone/Phase Name	Estimated Date
Partial Approval	August 2025
100% Detailed Engineering Completion	October 2025
Fully Funded	October 2025
Construction Start	April 2026
In Service Date	December 2026

6. Regulatory Decisions

- N/A

7. Codes and Standards

- N/A

8. Risk and Contingencies

Risk Event	Risk Horizon	Likelihood of Occurrence	Risk Mitigation
Actual cost higher than estimated due to scope changes.	2026	Low	Included contingency costs in the funding request. Perform detailed Field Analysis and walk down in project development to avoid potential issues.
Customer Permission / Siting Council / Municipal approvals	2025	Medium	Design to minimize customer impact. Project Preplanning and customer/community outreach.

7

Internal construction resources not available to perform the work.	2026	Low	Plan internal resources to perform the work. Use competitive bidding to ensure lowest outside labor cost.
Internal engineering resources not available to perform the work.	2025	Medium	Plan internal resources to perform the work. Use competitive bidding to ensure lowest outside labor cost.
Materials Shortage or long lead times	2026	Low	Pre-order long lead time material; minimize the use of non-standard and non-stocked material.
Storm delays	2026	Low	If storm activity delays work, we may be forced to use external resources.
System abnormal configuration	2026	Low	Schedule work to minimize system abnormal time. Install temporary bypasses/equipment if system will be abnormal for extended periods.
Technological risks involving integration of new technology	2026	Low	Before use of new technology ensure support of standards and manufacturer. Schedule project to accommodate for extra time or ensure new technology is not on the critical path. Removed Edge Restore from project
Wetlands / Environmentally sensitive area	2026	Low	Use of mats and specialty equipment, only work during certain times of the year.

9. References

References
1. DSEM 07.221 – UG/DB Design Selections

EVERSOURCE
Project Approval Form

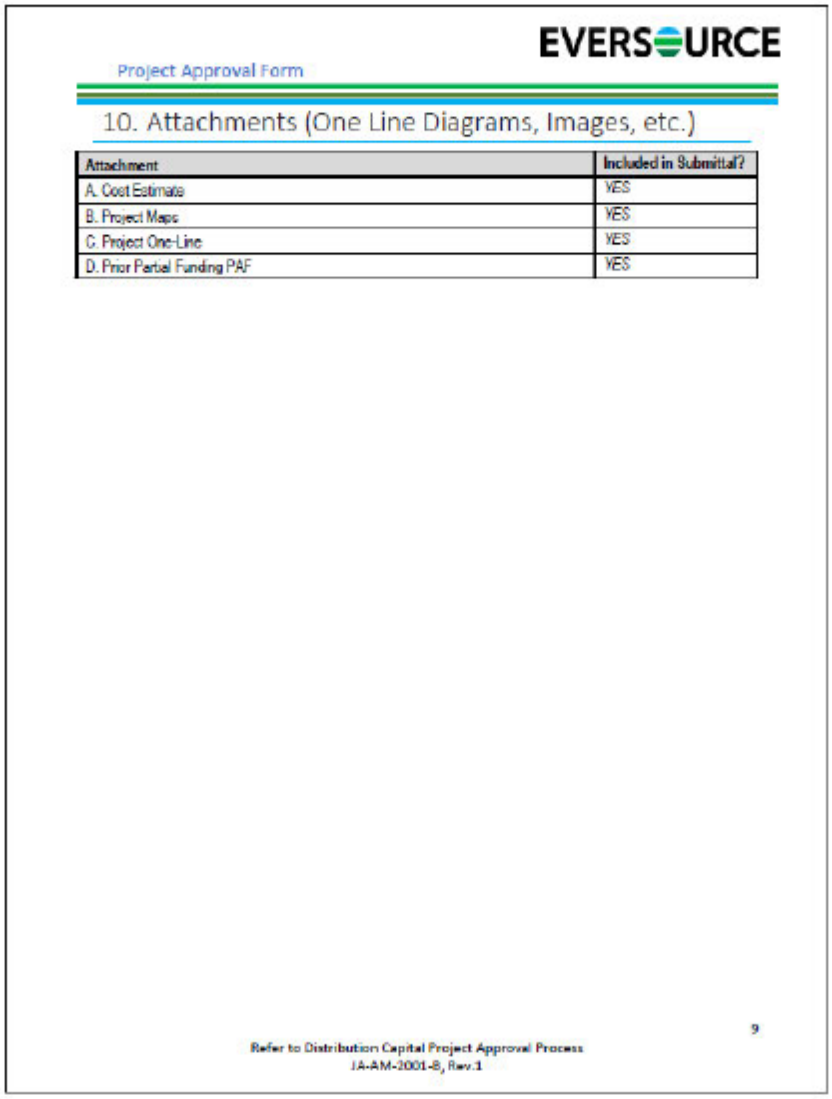

EVERSOURCE
Project Approval Form

10. Attachments (One Line Diagrams, Images, etc.)

Attachment	Included in Submittal?
A. Cost Estimate	YES
B. Project Maps	YES
C. Project One-Line	YES
D. Prior Partial Funding PAF	YES

9

Refer to Distribution Capital Project Approval Process
JA-AM-2001-B, Rev.1

20

Refer to Distribution Capital Project Approval Process
JA-AM-2001-B, Rev.5

Project Approval Form

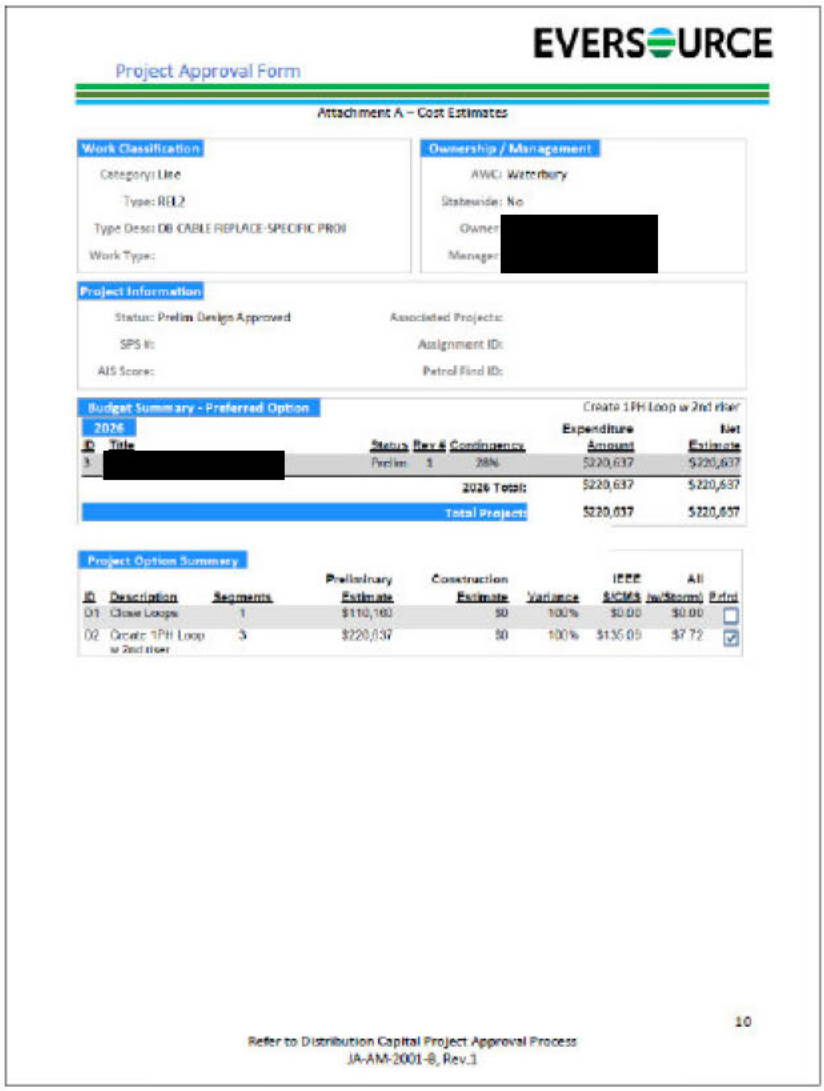

Project Approval Form

Attachment A – Cost Estimates

Work Classification

Category: Line
Type: REL2
Type Desc: DB CABLE REPLACE-SPECIFIC PROJ
Work Type:

Ownership / Management

AWC: Waterbury
Statewide: No
Owner: [redacted]
Manager:

Project Information

Status: Prelim Design Approved
SPS #:
AIS Score:
Associated Projects:
Assignment ID:
Petrol Find ID:

Budget Summary - Preferred Option

Create 1 PH Loop w 2nd riser

2026

ID	Title	Status	Rev #	Contingency	Expenditure Amount	Net Estimate
3	[redacted]	Prelim	1	28%	$220,637	$220,637
				2026 Total:	$220,637	$220,637
				Total Project:	$220,637	$220,637

Project Option Summary

ID	Description	Segments	Preliminary Estimate	Construction Estimate	Variance	IEEE $/CMS	All (w/Storm)	Petrol
01	Close Loops	1	$110,160	$0	100%	$0.00	$0.00	☐
02	Create 1PH Loop w 2nd riser	3	$220,637	$0	100%	$135.03	$7.72	☑

10

Refer to Distribution Capital Project Approval Process
JA-AM-2001-B, Rev.1

21

Refer to Distribution Capital Project Approval Process
JA-AM-2001-B, Rev.5

24

Supplement Authorization Form

Project Approval Form

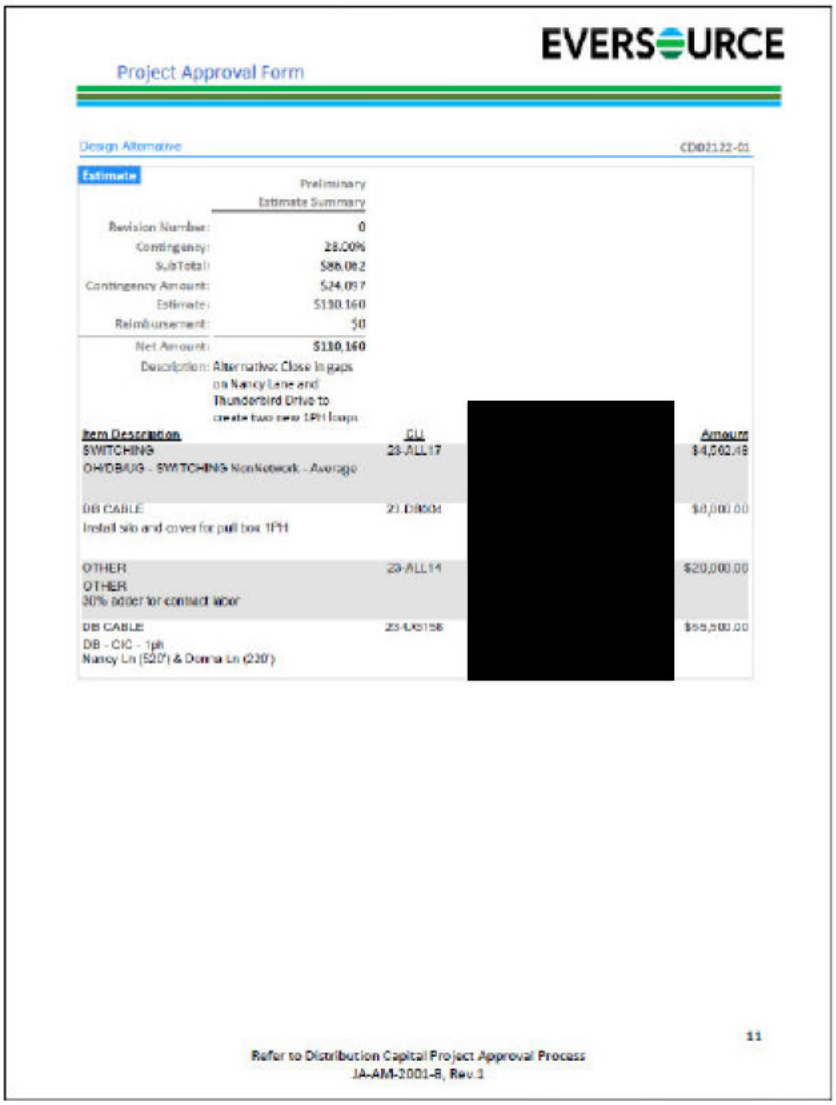

Project Approval Form

Design Alternative CDD2132-01

Estimate

Preliminary Estimate Summary

Revision Number:	0
Contingency:	28.00%
SubTotal:	$86,082
Contingency Amount:	$24,097
Estimate:	$110,160
Reimbursement:	$0
Net Amount:	$110,160

Description: Alternative: Close in gaps on Nancy Lane and Thunderbird Drive to create two new 1PH loops

Item Description	CU	Amount
SWITCHING OH/DB/UG - SWITCHING Non Network - Average	23-ALL17	$4,562.48
DB CABLE Install s/o and cover for pull box 1P11	23-DB004	$8,000.00
OTHER OTHER 30% adder for contact labor	23-ALL14	$20,000.00
DB CABLE DB - CIC - 1ph Nancy Ln (520') & Donna Ln (230')	23-DB158	$56,500.00

[redacted]

11

Refer to Distribution Capital Project Approval Process
JA-AM-2001-B, Rev.1

22

Refer to Distribution Capital Project Approval Process
JA-AM-2001-B, Rev.5

25

EVERSOURCE

Supplement Authorization Form

EVERSOURCE

Project Approval Form

EVERSOURCE

Project Approval Form

Design Alternative CD02122-05

Estimate

	Preliminary Estimate Summary
Revision Number:	1
Contingency:	28.00%
SubTotal:	$172,373
Contingency Amount:	$48,264
Estimate:	$220,637
Reimbursement:	$0
Net Amount:	$220,637

Description: Revised estimate for preferred option, 8/13/2025: Create 1PH loop with 2nd riser.

Item Description	CU	[redacted]	Amount
SWITCHING OHUDPUG - SWITCHING NonNetwork - Average	23-ALL17		$4,662.48
DB CABLE Install s/o and cover for pull box 1PH	23-DB004		$8,000.00
OTHER OTHER 30% adder for contract labor	23-ALL14		$40,000.00
DB CABLE DB - OIC - 1ph Install #1 AL EPR 1/C 15kV cable in conduit	23-UG108		$101,250.00
ENCLOSURE DB - Fiberglass Enclosure - 1ph - Doghouse New 1PH doghouse near 0293 to intercept phase B	23-UG147		$3,979.04
POLE DBUG - Riser - 1ph New riser pole to create new 1PH loop	23-UG145		$9,581.52
OTHER OTHER [redacted] reconnect transformer to phase B	23-ALL14		$1,000.00
OTHER OTHER Sw A2615: disconnect cable going to pad #284, then splice new cable from new riser onto cable going to pad #284.	23-ALL14		$2,000.00

12

Refer to Distribution Capital Project Approval Process
JA-AM-2001-B, Rev.1

23

Refer to Distribution Capital Project Approval Process
JA-AM-2001-B, Rev.5

26

EVERSOURCE
Project Approval Form

EVERSOURCE
Project Approval Form
Attachment 8 – Project Maps



13
Refer to Distribution Capital Project Approval Process
JA-AM-2001-B, Rev.1

24
Refer to Distribution Capital Project Approval Process
JA-AM-2001-B, Rev.5

Supplement Authorization Form

EVERSOURCE

Project Approval Form

EVERSOURCE

Project Approval Form

[redacted]

14

Refer to Distribution Capital Project Approval Process
JA-AM-2001-B, Rev.1

25

Refer to Distribution Capital Project Approval Process
JA-AM-2001-B, Rev.5

EVERSOURCE
Project Approval Form

EVERSOURCE
Project Approval Form
Attachment C – Project One-Line



15
Refer to Distribution Capital Project Approval Process
JA-AM-2001-B, Rev.1

26
Refer to Distribution Capital Project Approval Process
JA-AM-2001-B, Rev.5