EVERSOURCE

Supplement Authorization Form

Project Title: GLOVER AVE - GRIST MILL VILLAGE RECONFIGURE SWITCHGEAR	**Project Number:** CD02368
Date Prepared: 07/16/2025	**Company:** Eversource CT
Organization: Distribution Engineering	**Project Category:** SPECIFIC PROJECTS-NEW SRVCE
Initiating Organization: Distribution	**Project Type:** Specific
Project DDE: [redacted]	**Capital Investment part of 5-year plan?** Yes
Project Manager: [redacted]	**Emergency Related Request?** No
Project Sponsor: [redacted]	**Facility Type** (check all that apply)**:** ☐ PTF ☐ non-PTF ☒ Distribution ☐ N/A (General Plant)
Current Authorized Amount: $451.4K	**Approved In-Service Date:** 6/1/2024
Supplement Request: $248.8K	**Estimated In-Service Date:** 12/31/2025
Total Capital Request: $700.2K	**Authorization Type:** Supplement Request
	Reason: Cost Overage

1. Project Background

Supplemental funding is being requested for this project. The total capital request is $700.2K which is $248.8K (155%) more than the current authorized amount of $451.4K.

[redacted] Glover Ave has been the site of three new apartment buildings that completed construction in 2021 with plans for five additional apartment buildings in the future. During construction of the original buildings some configurations were changed temporarily to accommodate energizing and installing electrical infrastructure. [redacted]

[redacted]

2. Supplement Justification Overview

This projects variance of $248.8K is due to underestimated labor and outside services which did not originally include generation.

3. Supplement Justification Detail

This project requires a supplemental PAF due to the following:

Internal Labor increased by **$29K** for overtime to perform underground cutovers due to the many commercial customers on Glover Ave.

Outside services increased in the amount of **$32.6K** mainly due to the need for generators to power the commercial buildings during the cutovers.

Material costs on this project were over by **$25.5K**. There is no scope change, and all major material charged to this project matched with what was called for in the Full Funding PAF.

Indirect costs associated with the additional labor and outside services charge accounted for the remaining overage on the project.

4. Supplement Cost Summary (Project Total)

Line-item Category	To Date Spend Year(s)	Prior Authorized Year(s)	Variance (Supplemental Request) Year(s)	New Total Request (Add Prior Authorized and Variance) Year(s)
Internal Labor and Construction Equipment	76.6	38.8	53.0	91.8
Outside Services	77.6	43.6	34.0	77.6
Materials	184.0	158.4	25.5	184.0
Removals	14.9	43.4	-27.1	16.3
Risk and Contingency	0.0	0.0	16.9	16.9
Other	1.9	0.0	1.9	1.9
SUBTOTAL DIRECTS W/ RISKS	**355.0**	**284.3**	**104.2**	**388.5**
Indirect / Overhead (including benefits)	265.4	167.1	139.7	306.8
AFUDC	4.8	0.0	4.8	4.8
Subtotal – Indirect Costs	**270.2**	**167.1**	**144.6**	**311.7**
TOTAL CAPITAL REQUEST	**625.2**	**451.4**	**248.8**	**700.1**
Reimbursables/Customer Contribution	**0.0**	**0.0**	**0.0**	**0.0**
PROJECT TOTAL (LESS REIMBURSABLES)	**625.2**	**451.4**	**248.8**	**700.1**

New Total Request by Year (if applicable)

Note: If multi-year project, include actuals for current and years past, and then show forecasted spend for upcoming years.

Line item Category	2023 Actual	2024 Actual	2025 Estimate	Total
Internal Labor and Construction Equipment	38.3	38.3	3.4	80.0
Outside Services	38.8	38.8	3.5	81.1
Materials	92.1	91.9	8.2	192.2
Removals	7.5	7.4	1.4	16.3
Risk and Contingency	0.0	0.0	16.9	16.9
Other	0.9	0.9	0.1	2.0
SUBTOTAL DIRECTS W/ RISKS	**177.6**	**177.3**	**33.5**	**388.5**
Indirect / Overhead (including benefits)	214.7	50.7	41.4	306.8
AFUDC	3.3	1.5	0.0	4.8
Subtotal – Indirect Costs	**218.1**	**52.2**	**41.4**	**311.7**
TOTAL CAPITAL REQUEST	**395.7**	**229.5**	**74.9**	**700.1**
Reimbursables/Customer Contribution	0.0	0.0	0.0	0.0
PROJECT TOTAL (LESS REIMBURSABLES)	**395.7**	**229.5**	**74.9**	**700.1**

5. Lessons Learned

N/A

EVERSOURCE

Supplement Authorization Form

Full Funding PAF

Project Title: GRIST MILL VILLAGE RECONFIGURE	**Project Number: CD02368**
Date Prepared: 05/14/2024	**Company:** Eversource CT
Organization: Distribution Engineering	**Project Category:** SPECIFIC PROJECTS-NEW SRVCE
Project Initiator: [redacted]	**Project Type:** Specific
Initiating Organization: Distribution	**Capital Investment part of original Op Plan:** Yes
Project Manager: [redacted]	**Emergency Related Request?** No
Project Sponsor: [redacted]	**Facility Type** (check all that apply)**:** ☐ PTF ☐ non-PTF ☒ Distribution ☒ N/A (General Plant)
Required in service date: 12/31/2025	
Total Capital Request: $451.4K	**Authorization Type:** Full Funding

6. Executive Summary

Full funding is being requested for this project at a cost of **$451.4K** which is 48% of the partial funding capital estimate of $941K. There is no scope change on the project. The variance between the full funding and partial funding estimate is due to the partial funding estimate including spending on contractor labor, while the project was instead done by internal crews. This accounts for an approximately 30% reduction in cost. Additionally, reduced amounts of duct, paving, and cable installation were used relative to the partial funding estimate due to proximity and utilization of an existing pole.

The Original Project was presented as follows:

- [redacted]
- [redacted]

7. Project Cost Summary

Note: Dollar values are in thousands.

Capital Costs	2024	2025	Total
Direct Capital Costs			
Internal Labor and Construction Equipment	16.4	22.4	38.8
Outside Services	18.4	25.2	43.6
Materials	66.9	91.5	158.4
Removals	4.5	7.5	11.9
Risk and Contingency	0.0	31.5	31.5
Other	0.0	0.0	0.0
Subtotal – Direct Costs	**106.2**	**178.1**	**284.3**
Indirect Capital Costs			
Indirect/Overheads (including benefits)	70.2	96.9	167.1
Capitalized interest or AFUDC, if any	0.0	0.0	0.0
Subtotal – Indirect Costs	**70.2**	**96.9**	**167.1**
Total Gross Capital Costs	**176.4**	**275.0**	**451.4**
Customer Contribution	**0.0**	**0.0**	**0.0**
Total Net Capital Project Costs	**176.4**	**275.0**	**451.4**

Explain unique payment provisions, if applicable:

8. Technical Justification

Background, Project Need/Justification, and Project Scope

a. Background

Glover Ave in Norwalk is a small road with a few small industrial customers. Over the past five years BLT Corporation has built 3 residential apartment buildings, each consisting of approximately 280 customers with plans to build 5 more similar buildings in the area. During the construction, switches were installed to accommodate the energization of these new complexes and for the purpose of installing Eversource electrical infrastructure. [redacted]

b. Project Need

[redacted]

c. Project Scope

The scope of this project is shown in the Before and After maps in Attachment C.

9. Alternatives Considered

[redacted]

Project Option Comparison

	Option	
[redacted]		
Authorization Type	Full	Partial
Capital Cost	$451K	$210K
Expense Cost	$18K	$12K
Total Cost	$469K	$222K
Preferred option	X	

10. Project Schedule

Add any additional milestones that are pertinent to the project

Milestone/Phase Name	Estimated Date
Partial Approval	November 2023
100% Detailed Engineering Completion	February 2024
Fully Funded	March 2024
Construction Start	June 2024
In Service Date	December 2025

11. Regulatory Decisions

N/A

12. Codes and Standards

N/A

13. Risk and Contingencies

Risk Mitigation:

Risk Event	Risk Horizon	Likelihood of Occurrence	Risk Mitigation
Actual cost higher than estimated due to scope changes.	2024	Low	Included contingency costs in the funding request. Perform detailed Field Analysis and walk down in project development to avoid potential issues.
Customer Permission / Siting Council / Municipal approvals	2024	Low	Design to minimize customer impact. Project Preplanning and customer/community outreach.
Internal construction resources not available to perform the work.	2024	Medium	Plan internal resources to perform the work. Use competitive bidding to ensure lowest outside labor cost.
Internal engineering resources not available to perform the work.	2024	Medium	Plan internal resources to perform the work. Use competitive bidding to ensure lowest outside labor cost.
Materials Shortage or long lead times	2024	Medium	Pre-order long lead time material; minimize the use of non-standard and non-stocked material.
Storm delays	2024	Low	If storm activity delays work, we may be forced to use external resources.
System abnormal configuration	2024	Low	Schedule work to minimize system abnormal time. Install temporary bypasses/equipment if system will be abnormal for extended periods.

14. References

References
1. N/A

15. Attachments (One Line Diagrams, Images, etc.)

Attachment	Included in Submittal?
A. Cost Estimate	*YES*
B. Before/After Geographic Map	*YES*
C. Scope of Work & One-Line Diagram	*YES*
D. Load Sheet	*YES*
E. Partial Funding PAF Form	*YES*

A. COST ESTIMATE

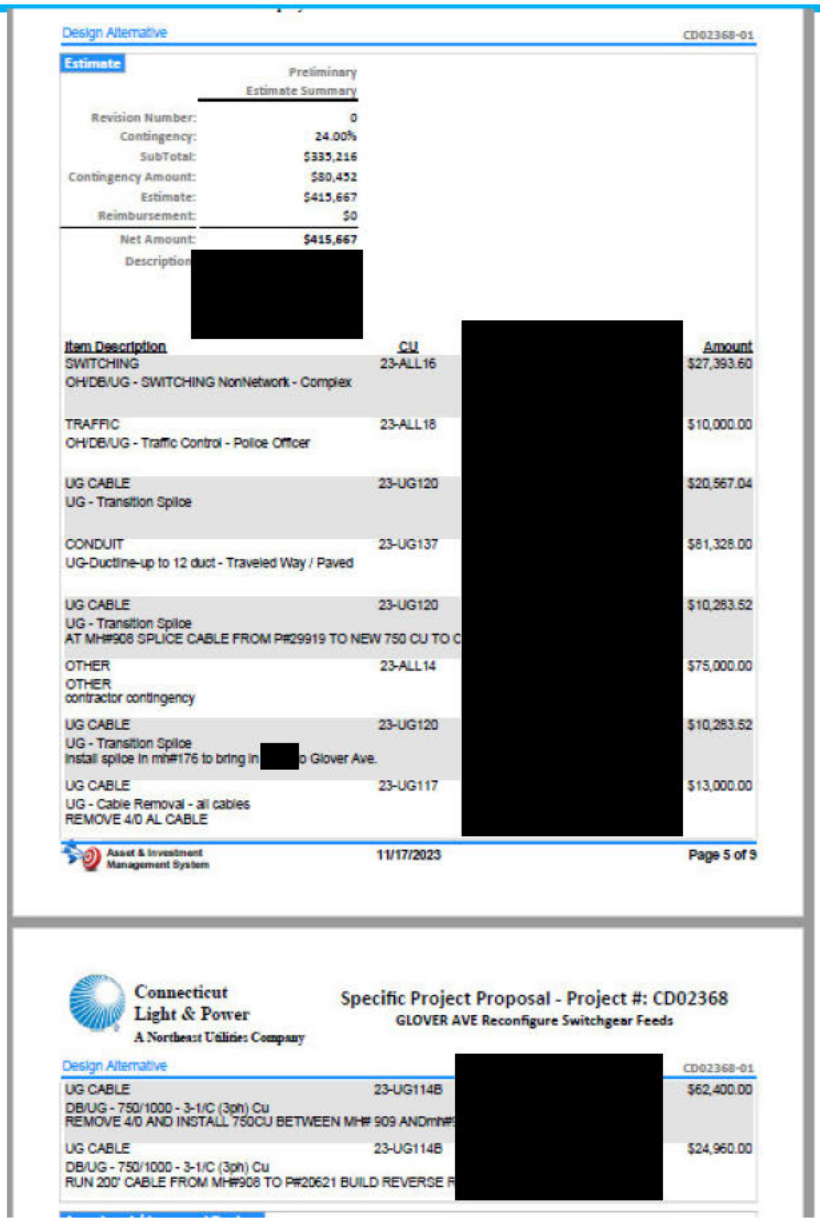

Design Alternative CD02368-01

Estimate

Preliminary Estimate Summary

Revision Number:	0
Contingency:	24.00%
SubTotal:	$335,216
Contingency Amount:	$80,452
Estimate:	$415,667
Reimbursement:	$0
Net Amount:	$415,667
Description	[redacted]

Item Description	CU	Amount
SWITCHING OH/DB/UG - SWITCHING NonNetwork - Complex	23-ALL16	$27,393.60
TRAFFIC OH/DB/UG - Traffic Control - Police Officer	23-ALL18	$10,000.00
UG CABLE UG - Transition Spiloe	23-UG120	$20,567.04
CONDUIT UG-Ductline-up to 12 duct - Traveled Way / Paved	23-UG137	$81,328.00
UG CABLE UG - Transition Spiloe AT MH#908 SPLICE CABLE FROM P#29919 TO NEW 750 CU TO C	23-UG120	$10,283.52
OTHER OTHER contractor contingency	23-ALL14	$75,000.00
UG CABLE UG - Transition Spiloe Install spiloe in mh#176 to bring in [redacted] o Glover Ave.	23-UG120	$10,283.52
UG CABLE UG - Cable Removal - all cables REMOVE 4/0 AL CABLE	23-UG117	$13,000.00

Asset & Investment Management System 11/17/2023 Page 5 of 9

Connecticut Light & Power
A Northeast Utilities Company

Specific Project Proposal - Project #: CD02368
GLOVER AVE Reconfigure Switchgear Feeds

Design Alternative CD02368-01

UG CABLE DB/UG - 750/1000 - 3-1/C (3ph) Cu REMOVE 4/0 AND INSTALL 750CU BETWEEN MH# 909 ANDmh#	23-UG114B	$62,400.00
UG CABLE DB/UG - 750/1000 - 3-1/C (3ph) Cu RUN 200' CABLE FROM MH#908 TO P#20621 BUILD REVERSE F	23-UG114B	$24,960.00

Design Alternative CD02368-02

Estimate

Preliminary Estimate Summary

Revision Number:	0
Contingency:	28.00%
SubTotal:	$449,048
Contingency Amount:	$125,734
Estimate:	$574,782
Reimbursement:	$0
Net Amount:	$574,782

Description: INSTALL 3 NEW VIPER RECLOSERS ON GLOVER AVE TO CREATE LOOP SCHEME BETWEEN 9517 AND 9529

Item Description	CU	Amount
SWITCHING OH/DB/UG - SWITCHING NonNetwork - Complex	23-ALL16	$27,393.60
TRAFFIC OH/DB/UG - Traffic Control - Police Officer	23-ALL18	$10,000.00
POLE OH - POLE - 3ph (Eversource custodian)	23-OH14	$18,236.40
SECTIONALIZE OH - Recloser - 3ph	23-OH36	$187,159.44
SECTIONALIZE OH - Remove Recloser (any)	23-OH42	$7,352.80
SECTIONALIZE OH-Vertical Disconnect Switches-600/900 amp 3-1ph	23-OH43	$40,104.48
SECTIONALIZE OH - GOAB Switch	23-OH44	$26,736.32
POLE DB/UG - Riser - 3ph	23-UG146	$28,065.44

Asset & Investment Management System 11/17/2023 Page 8 of 9

Connecticut Light & Power
A Northeast Utilities Company

Specific Project Proposal - Project #: CD02368
GLOVER AVE Reconfigure Switchgear Feeds

Design Alternative CD02368-02

OTHER OTHER 30% Contracot Contingency	23-ALL14	$104,000.00

B. Before / After Geographic Maps





C. One-Line Before and After





D. Load Sheet



E. Partial Funding PAF Form

Project Title: GRIST MILL VILLAGE RECONFIGURE	Project Number: CD02368
Date Prepared: 11/13/2023	**Company:** Eversource CT
Organization: Distribution Engineering	**Project Category:** SPECIFIC PROJECTS-NEW SRVCE
Project Initiator: [redacted]	**Project Type:** Specific
Initiating Organization: Distribution	**Capital Investment part of original Op Plan:** Yes
Project Manager: [redacted]	**Emergency Related Request?** No
Project Sponsor: [redacted]	**Facility Type** (check all that apply)**:** ☐ PTF ☐ non-PTF ☒ Distribution ☒ N/A (General Plant)
Required in service date: 12/31/2025	
Total Capital Request: $941K	**Authorization Type:** Partial Funding

1. Executive Summary

This project was established to address a switchgear feeder issue on Glover Ave in Norwalk. Glover Ave has been the site of three new apartment buildings that completed construction in 2021 with plans for five additional apartment buildings in the future. During construction of the original buildings some configurations were changed temporarily to accommodate energizing and installing electrical infrastructure. [redacted]

Division: Western
District: Norwalk AWC
Town: Norwalk

2. Project Cost Summary

Note: Dollar values are in thousands.

Capital Costs	2024	2025	2026+	Total
Internal Labor and Construction Equipment	25.7	35.6	0.0	61.3
Outside Services	73.7	101.9	0.0	175.7
Materials	82.3	113.8	0.0	196.1
Removals	56.8	78.5	0.0	135.3
Other	0.0	0.0	0.0	0.0
Risk and Contingency	0.0	0.0	0.0	0.0
Subtotal	**238.5**	**329.9**	**0.0**	**568.4**

Indirect Capital Costs	2024	2025	2026+	Total
Indirects/Overheads (including benefits)	146.6	202.7	0.0	349.2
Capitalized interest or AFUDC, if any	9.7	13.4	0.0	23.2
Subtotal	**156.3**	**216.1**	**0.0**	**372.4**
Total Capital Costs (Gross)	**394.8**	**546.0**	**0.0**	**940.8**
Less Total Customer Contribution	**0.0**	**0.0**	**0.0**	**0.0**
Project Costs (Net)	**394.8**	**546.0**	**0.0**	**940.8**

3. Technical Justification

Background, Project Need/Justification, and Project Scope

a. Background

Glover Ave in Norwalk is a small road with a few small industrial customers. Over the past five years BLT Corporation has built 3 residential apartment buildings, each consisting of approximately 280 customers with plans to build 5 more similar buildings in the area. During the construction, switches were installed to accommodate the energization of these new complexes and for the purpose of installing Eversource electrical infrastructure. [redacted]

b. Project Need

[redacted]

c. Project Scope

The scope of this project is shown in the Before and After maps in Attachment C.

4. Alternatives Considered

[redacted]

Project Option Comparison

	Option	
[redacted]		
line	N/A	N/A
Authorization Type	Partial	Partial
Capital Cost	$941K	$437K
Expense Cost	$50K	$25K
Total Cost	$991K	$462K
Preferred option	X	

5. Project Schedule

Add any additional milestones that are pertinent to the project

Milestone/Phase Name	Estimated Date
Partial Approval	November 2023
100% Detailed Engineering Completion	February 2024
Fully Funded	March 2024
Construction Start	June 2024
In Service Date	December 2025

6. Regulatory Decisions

N/A

7. Codes and Standards

N/A

8. Risk and Contingencies

Risk Event	Risk Horizon	Likelihood of Occurrence	Risk Mitigation
Actual cost higher than estimated due to scope changes.	2024	Low	Included contingency costs in the funding request. Perform detailed Field Analysis and walk down in project development to avoid potential issues.
Customer Permission / Siting Council / Municipal approvals	2024	Low	Design to minimize customer impact. Project Preplanning and customer/community outreach.

Internal construction resources not available to perform the work.	2024	Medium	Plan internal resources to perform the work. Use competitive bidding to ensure lowest outside labor cost.
Internal engineering resources not available to perform the work.	2024	Medium	Plan internal resources to perform the work. Use competitive bidding to ensure lowest outside labor cost.
Materials Shortage or long lead times	2024	Medium	Pre-order long lead time material; minimize the use of non-standard and non-stocked material.
Storm delays	2024	Low	If storm activity delays work, we may be forced to use external resources.
System abnormal configuration	2024	Low	Schedule work to minimize system abnormal time. Install temporary bypasses/equipment if system will be abnormal for extended periods.

9. References

References
1. N/A

10. Attachments (One Line Diagrams, Images, etc.)

Attachment	Included in Submittal?
A. Cost Estimate	*YES*
B. Before/After Geographic Map	*YES*
C. Scope of Work & One-Line Diagram	*YES*
D. Load Sheet	*YES*

F. COST ESTIMATE

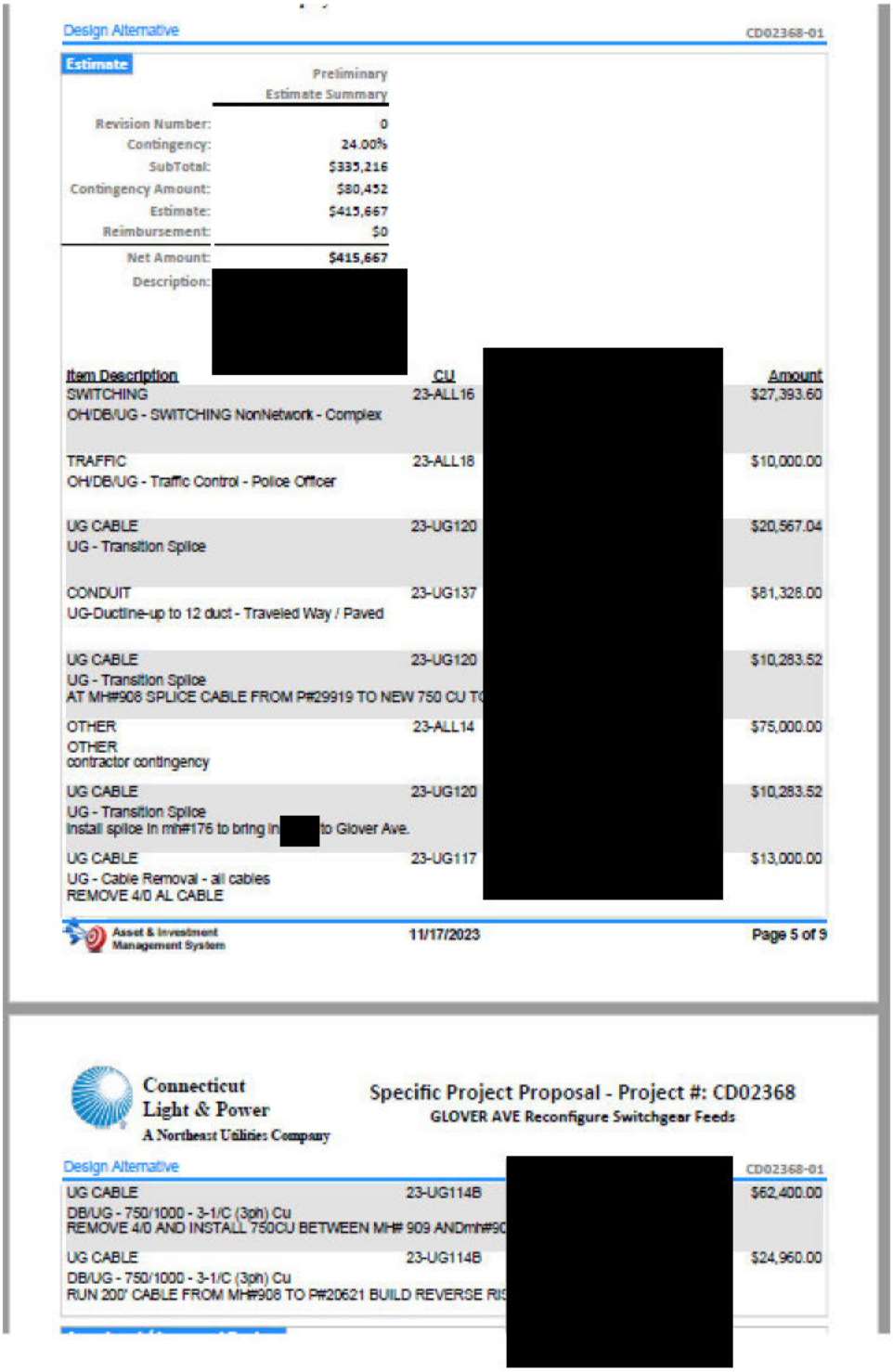

Design Alternative CD02368-01

Estimate

Preliminary Estimate Summary

Revision Number:	0
Contingency:	24.00%
SubTotal:	$335,216
Contingency Amount:	$80,452
Estimate:	$415,667
Reimbursement:	$0
Net Amount:	$415,667
Description:	[redacted]

Item Description	CU	Amount
SWITCHING OH/DB/UG - SWITCHING NonNetwork - Complex	23-ALL16	$27,393.60
TRAFFIC OH/DB/UG - Traffic Control - Police Officer	23-ALL18	$10,000.00
UG CABLE UG - Transition Splice	23-UG120	$20,567.04
CONDUIT UG-Ductline-up to 12 duct - Traveled Way / Paved	23-UG137	$81,328.00
UG CABLE UG - Transition Splice AT MH#908 SPLICE CABLE FROM P#29919 TO NEW 750 CU T[redacted]	23-UG120	$10,283.52
OTHER OTHER contractor contingency	23-ALL14	$75,000.00
UG CABLE UG - Transition Splice Install splice in mh#176 to bring in [redacted] to Glover Ave.	23-UG120	$10,283.52
UG CABLE UG - Cable Removal - all cables REMOVE 4/0 AL CABLE	23-UG117	$13,000.00

Asset & Investment Management System 11/17/2023 Page 5 of 9

Connecticut Light & Power
A Northeast Utilities Company

Specific Project Proposal - Project #: CD02368
GLOVER AVE Reconfigure Switchgear Feeds

Design Alternative CD02368-01

UG CABLE DB/UG - 750/1000 - 3-1/C (3ph) Cu REMOVE 4/0 AND INSTALL 750CU BETWEEN MH# 909 AND[redacted]	23-UG114B	$62,400.00
UG CABLE DB/UG - 750/1000 - 3-1/C (3ph) Cu RUN 200' CABLE FROM MH#908 TO P#20621 BUILD REVERSE RI[redacted]	23-UG114B	$24,960.00

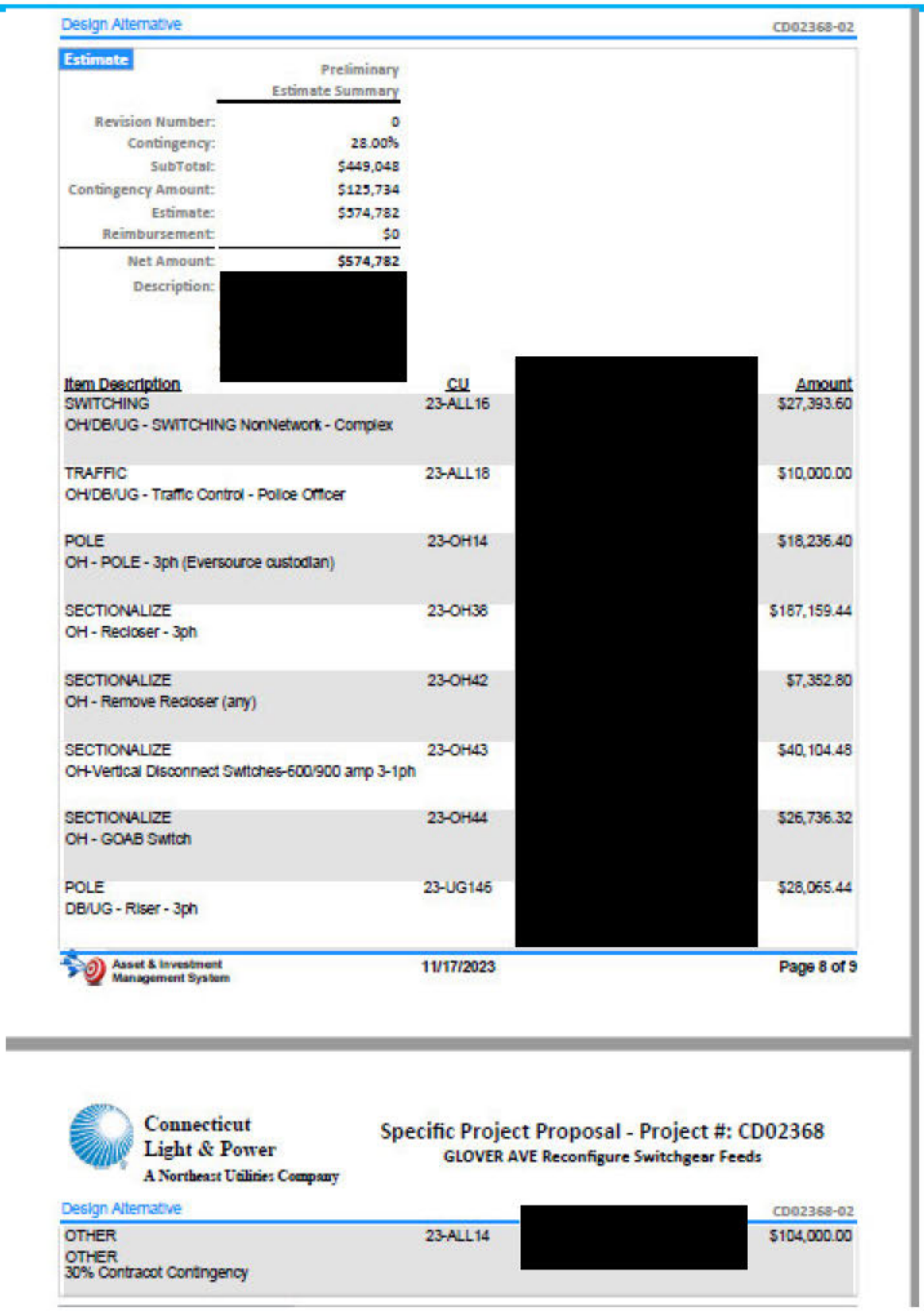

Design Alternative CD02368-02

Estimate

Preliminary Estimate Summary

Revision Number:	0
Contingency:	28.00%
SubTotal:	$449,048
Contingency Amount:	$125,734
Estimate:	$574,782
Reimbursement:	$0
Net Amount:	$574,782
Description:	[redacted]

Item Description	CU	[redacted]	Amount
SWITCHING OH/DB/UG - SWITCHING NonNetwork - Complex	23-ALL16		$27,393.60
TRAFFIC OH/DB/UG - Traffic Control - Police Officer	23-ALL18		$10,000.00
POLE OH - POLE - 3ph (Eversource custodian)	23-OH14		$18,236.40
SECTIONALIZE OH - Recloser - 3ph	23-OH36		$187,159.44
SECTIONALIZE OH - Remove Recloser (any)	23-OH42		$7,352.80
SECTIONALIZE OH-Vertical Disconnect Switches-600/900 amp 3-1ph	23-OH43		$40,104.48
SECTIONALIZE OH - GOAB Switch	23-OH44		$26,736.32
POLE DB/UG - Riser - 3ph	23-UG146		$28,065.44

Asset & Investment Management System 11/17/2023 Page 8 of 9

Connecticut Light & Power
A Northeast Utilities Company

Specific Project Proposal - Project #: CD02368
GLOVER AVE Reconfigure Switchgear Feeds

Design Alternative CD02368-02

OTHER OTHER 30% Contracot Contingency	23-ALL14	[redacted]	$104,000.00

G. Before / After Geographic Maps





H. One-Line Before and After



Supplement Authorization Form



I. Load Sheet

[redacted]



Project Title: Glover Ave Reconfigure Switchgear	Project Number: CD02368
Date Prepared: 11/08/2023	**Company:** Eversource CT
Organization: Distribution Engineering	**Class(es) of Plant:** D Line
Project Initiator: [redacted]	**Project Category:** Lines - UG Cable
Project Manager: [redacted]	**Project Type:** RELIABILITY IMPROVE SPEC PROJ
Project Sponsor: [redacted]	**Capital Investment part of 5-year plan?** No
	Emergency Related Request? No
Total Request ($): 30K	**Authorization Type:** Initial Funding

11. Project Need Statement

This project was established to address a switchgear issue on Glover Ave in Norwalk. Glover Ave has been the site of three new apartment buildings that completed construction in 2021 with plans for five additional apartment buildings in the future. During construction of the original buildings some configurations were changed temporarily to accommodate energizing and installing electrical infrastructure. [redacted]

Project Location:

- Division: Western
- District: Norwalk
- Town: Norwalk

12. Project Objectives

[redacted]

Supplement Authorization Form

Project Initiator:_____

Engineering Approval:_____