EVERSOURCE

Supplement Authorization Form

Operations Project Authorization Form

Project Title: [redacted] TDRP	**Project Number: CD01615**
Date Prepared: 07/22/2025	**Company:** Eversource CT
Organization: Distribution Engineering	**Project Category:** TRMSN DISTR RELIABILTY PERFRM
Initiating Organization: Distribution	**Project Type:** Specific
Project DDE: [redacted]	**Capital Investment part of 5-year plan?** Yes
Project Manager: [redacted]	**Emergency Related Request?** No
Project Sponsor: [redacted]	**Facility Type** (check all that apply)**:** ☐ PTF ☐ non-PTF ☒ Distribution ☐ N/A (General Plant)
Current Authorized Amount: $1,366.2K	**Approved In-Service Date:** 12/31/2023
Supplement Request: $176.9k	**Estimated In-Service Date:** 12/31/2025
Total Capital Request: $1,543.1k	**Authorization Type: Supplement Request**
	Reason: Scope Change

1. Project Background

This project is part of the Transmission and Distribution Reliability Program (TDRP) and addresses the [redacted] which ranks 14th on the 2020 TDRP ranking. This project focuses on four zones of the [redacted]

As of July 22, 2025, the project is 99% completed with one span of primary remaining to be installed over a R&R track. The remaining work will be completed once the R&R permit is obtained by Eversource.

2. Supplement Justification Overview

Project CD01615 received full funding approval on September 20, 2023 for $1.36M. The full funding estimate from year 2023, did not include a revised increase per unit cost for materials and outside services. Therefore, the supplemental authorization herein reflects a 124% increase in direct cost that includes labor and materials.

3. Supplement Justification Detail

Direct Cost Component	2023	2025	Variance	Percentage
Material	184.1	418.375	234.275	227%
Labor	276.7	270.633	-6.067	-97.8%
Outside Services	123.8	269.106	145.306	217%

This amounts to the supplement request for the additional **$176.9k**

4. Supplement Cost Summary (Project Total)

Financial Evaluation
($000's)

Capital Costs	To Date Spend	Prior Authorized	Supplemental Request	Total Request
Internal Labor and Construction Equipment	241.5	276.7	-6.0	270.7
Outside Services	240.0	123.8	145.3	269.1
Materials	386.6	184.1	234.3	418.4
Removals	70.1	76.8	-76.8	0.0
Risk and Contingency	0.0	95.3	-95.3	0.0
Other	-16.3	4.1	-21.8	-17.7
Subtotal	**921.8**	**760.8**	**179.7**	**940.5**

Indirect Capital Costs	To Date Spend	Prior Authorized	Supplemental Request	Total Request
Indirects/Overheads (including benefits)	499.2	605.3	-527.3	78.0
Capitalized interest or AFUDC, if any	78.0	0.0	524.6	524.6
Subtotal	**577.2**	**605.3**	**-2.7**	**602.6**
Total Capital Costs (Gross)	**1,499.0**	**1,366.1**	**177.0**	**1,543.1**
Less Total Customer Contribution	**0.0**	**0.0**	**0.0**	**0.0**
Project Costs (Net of Reimbursement)	**1,499.0**	**1,366.1**	**177.0**	**1,543.1**

New Total Request by Year (if applicable)

Note: If multi-year project, include actuals for current and years past, and then show forecasted spend for upcoming years.

Capital Costs	2023 Actual	2024 Actual	2025 Estimate	TOTAL
Internal Labor & Equipment	237.9	0.6	4.8	243.3
Outside Services	221.0	0.5	4.5	226.0
Materials	367.8	0.9	7.5	376.1
Removals	92.9	0.2	1.9	95.0
Risk and Contingency	0.0	0.0	0.0	0.0
Other	0.0	0.0	0.0	0.0
SUBTOTAL Direct Cost	**919.6**	**2.2**	**18.7**	**940.5**
Indirects / Overheads	496.0	3.1	25.4	524.6
AFUDC	66.7	11.3	0.0	78.0
SUBTOTAL Indirect Cost	**562.7**	**14.5**	**25.4**	**602.6**
TOTAL Capital Request	**1,482.3**	**16.7**	**44.1**	**1,543.1**
Less Total Customer Contribution	0.0	0.0	0.0	**0.0**
TOTAL Project Cost	**1,482.3**	**16.7**	**44.1**	**1,543.1**

5. Lessons Learned

6. Attachments

ATTACHMENT – A (PREVIOUSLY APPROVED FULL FUNDING PAF) See next page.

Operations Project Authorization Form

Project Title: [redacted] TDRP	**Project Number: CD01615**
Date Prepared: 09/01/2023	**Company:** Eversource CT
Organization: Distribution Engineering	**Project Category:** TRMSN DISTR RELIABILTY PERFRM
Project Initiator: [redacted]	**Project Type:** Specific
Initiating Organization: Distribution	**Capital Investment part of original Op Plan:** Yes
Project Manager: [redacted]	**Emergency Related Request?** No
Project Sponsor: [redacted]	**Facility Type** (check all that apply)**:** ☐ PTF ☐ non-PTF ☒ Distribution ☐ N/A (General Plant)
Required in service date: 12/30/2023	AWC: Danielson/ Substation: Thompson 23Q / Thompson, CT
Total Capital Request: $1,366.2K	**Authorization Type:** Full Funding

Executive Summary

This project is for the Transmission and Distribution Reliability Program (TDRP) and addresses [redacted] which ranks 14th on the 2020 TDRP ranking. This project focuses on four zones of the [redacted] There is work proposed for two of these zones and vegetation management has completed tree work on the other two.

[redacted] have experienced fourteen events in the last 4 years, thirteen of the events being tree related.

[redacted]

[redacted], 4 of which being tree related. [redacted] have experienced 4 tree related outages. These areas are being handled by vegetation management as of May 2022.

Project CD01615 was initially presented on April 28, 2021, and approved for $1,037K. However, the full funding request ($1,366.2K) reflects a 32% increase from its original estimate ($1,037K) due to a revised estimate per unit cost for labor and material resulting in both an increase in direct and indirect capital cost.

2. Project Cost Summary

Note: Dollar values are in thousands.

Financial Evaluation

Capital Costs	2023	Year 2	Year 3+	Total
Internal Labor and Construction Equipment	276.7	0.0	0.0	276.7
Outside Services	123.8	0.0	0.0	123.8
Materials	184.1	0.0	0.0	184.1
Removals	76.8	0.0	0.0	76.8
Risk and Contingency	95.3	0.0	0.0	95.3
Other	4.1	0.0	0.0	4.1
Subtotal	**760.9**	**0.0**	**0.0**	**760.9**

Indirect Capital Costs	Year 1	Year 2	Year 3+	Total
Indirects/Overheads (including benefits)	605.3	0.0	0.0	605.3
Capitalized interest or AFUDC, if any	0.0	0.0	0.0	0.0
Subtotal	**605.3**	**0.0**	**0.0**	**605.3**

Total Capital Costs (Gross)	**1,366.2**	**0.0**	**0.0**	**1,366.2**
Less Total Customer Contribution	**0.0**	**0.0**	**0.0**	**0.0**
Project Costs (Net of Reimbursement)	**1,366.2**	**0.0**	**0.0**	**1,366.2**

3.Technical Justification

a. Background

[redacted]

[redacted]

[redacted]

This table shows each device that is affected by upgrades done in this project.

[redacted]

Device Reliability Table

[redacted]

Business Process and / or Technical Improvements

The expectation is to lessen the vulnerability of the system to outages, mostly caused by trees, while strengthening the infrastructure to become more resilient.

b. Project Need

[redacted]

[redacted]

[redacted]Vegetation management has completed the tree work for these sections.

c. Project Scope

(Preferred option $1,366.6K):

[redacted]

Major Material:

- 8,900 feet of 3-phase 556 TW

- 6, 600A disconnect switches.

- 2, Reclosers (Sectionalizer and Smart Switch)

Project Scope (Cont'd)

4. Alternatives Considered

Alternatives were considered (please describe below)

Alternative 1: (Cost $1,700K)

[redacted] This alternative adds approximately $253,501.

Alternative 2: (Cost $1,982K)

[redacted] This alternative would add approximately $468,135.

Alternative 3: (Cost $2,799K)

[redacted] This alternative would add approximately $1,433,754.

These alternatives were not selected because of their highest cost.

5. Project Schedule

Milestone/Phase Name	Estimated Date
Preliminary Approval	10/23/20

Milestone/Phase Name	Estimated Date
Materials Ordered	01/02/23
Construction Start Date	03/0123
Construction End Date	12/31/23

6. Regulatory Decisions

No

7. Codes and Standards

8. Risk and Contingencies

Risk Event	Risk Horizon	Likelihood of Occurrence	Risk Mitigation
Actual cost higher than estimated due to scope changes.	2023	Low	Included contingency costs in the funding request. Perform detailed Field Analysis and walk down in project development to avoid potential issues.
Customer Permission / Siting Council / Municipal approvals	2023	Medium	Design to minimize customer impact. Project Preplanning and customer/community outreach.
Internal construction resources not available to perform the work.	2023	Low	Plan internal resources to perform the work. Use competitive bidding to ensure lowest outside labor cost.

Internal engineering resources not available to perform the work.	2023	Low	Plan internal resources to perform the work. Use competitive bidding to ensure lowest outside labor cost.
Materials Shortage or long lead times	2023	Medium	Pre-order long lead time material; minimize the use of non-standard and non-stocked material.
Storm delays	2023	Low	If storm activity delays work, we may be forced to use external resources.
System abnormal configuration	2023	Low	Schedule work to minimize system abnormal time. Install temporary bypasses/equipment if system will be abnormal for extended periods.
Technological risks involving integration of new technology	2023	Low	Before use of new technology ensure support of standards and manufacturer. Schedule project to accommodate for extra time or ensure new technology is not on the critical path.

9. References

References
DSEM10.20 – Recloser Guide
DSEM 10.22 – Recloser Three Phase Selection
DSEM 03.301 – Reliability Cost Effectiveness
DSEM 02.423 – Multiple Interruptions
DSEM 02.501 – System Resiliency Guideline

10. Attachments (One Line Diagrams, Images, etc.)

Attachment	Included in Submittal?
A. Project Need Statement	*YES*
B. [redacted] TDRP One Line	*YES*
C. [redacted] Device Reliability	*YES*
D. [redacted] Detailed Map fault location	*YES*
E. [redacted] TDRP 6-25-20	*YES*
F. Load Summary	*YES*

Appendices (One-Line Diagrams, Images, etc.)

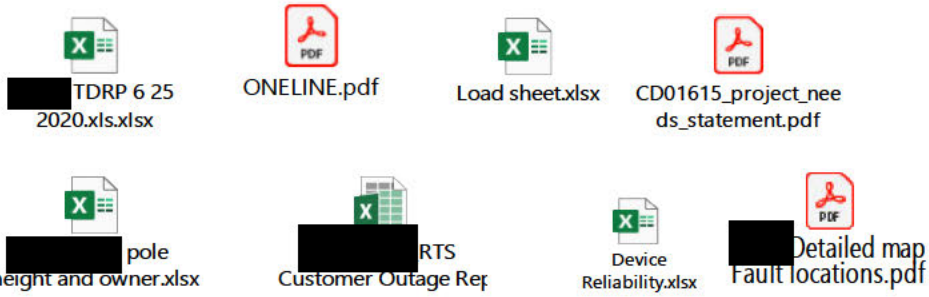

- *Attachment A*

Connecticut Light & Power
A Northeast Utilities Company

Specific Project Proposal - Project #: CD01615

23Q8 TDRP

Project Option Summary

ID	Description	Segments	Preliminary Estimate	Construction Estimate	Variance	IEEE $/CMS	All (w/Storm)	Prfrd
O5	Preferred Option - Approved option	2	$1,088,641	$0	100%	$127.68	$3.67	☑

Segments

ID	Title	Preliminary Estimate	Construction Estimate	Variance	IEEE $/CMS	All (w/Storm)
1	(Alt 1)Thompson_Recon btwn Tilcon to exi	$263,964			$55.35	$1.44
2	Preferred Segment 1_[redacted]	$1,088,641			$127.55	$2.93
3	(Alt 2)Thompson Reconductor between 4001	$429,881			$25.57	$25.57
4	Sectionalizing and tieing large section	$2,275,806			$0.00	$0.00
5	Smart switch after[redacted]	$62,483			$0.00	$0.00
6	(Alt 3)Thompson_sectionalize and tie wit	$1,433,754			$0.00	$0.00
7	add smart switch	$0			$0.00	$0.00
8	(Alt 4) [redacted] Hazard Tree Removal	$172,544			$0.00	$0.00
9	(Alt 6) [redacted] install	$101,036			$0.00	$0.00
10	(Alt 5) Fuse pole 925_Hazard Tree Remova	$15,800			$0.00	$0.00

EVERSOURCE

Supplement Authorization Form



Refer to Distribution Capital Project Approval Process
JA-AM-2001-B, Rev.3
Refer to Distribution Capital Project Supplement Process
JA-AM-2001-C, Rev.0

EVERSOURCE

Supplement Authorization Form



Refer to Distribution Capital Project Approval Process
JA-AM-2001-B, Rev.3
Refer to Distribution Capital Project Supplement Process
JA-AM-2001-C, Rev.0