EVERSOURCE ENERGY

Eversource Emergency Response Program

Emergency Response Plan
Electric System Operations - CT

EP-CT-ELEC-PLN-2000

Revision 7

Approval:

Signature: *Donald J. Scacco*

Name: Donald J. Scacco Date: July 1, 2026

Title: President, Electric Operations, CT

Effective Date: July 1, 2026

Applicability: CT Electric

Intentionally Blank

Table of Contents

1. INTRODUCTION 9
1.1 Purpose 9
1.2 Scope 9
1.3 Company History and Overview 9
1.4 Planning Considerations 11
2. STRATEGY FOR EMERGENCY OPERATIONS 12
2.1 Guiding Principles 13
2.2 Use of the Incident Command System 14
2.2.1 Incident Command 14
2.2.2 Non-Incident Command System Roles 14
2.3 Core Capabilities 15
2.4 Event Classification 16
2.4.1 Event Level Matrix 17
2.4.2 Event Complexity Analysis 17
2.4.3 Event Level Overviews 21
2.5 Eversource Energy Readiness Conditions 23
2.5.1 Readiness Condition - NORMAL 23
2.5.2 Readiness Condition – MONITORING 23
2.5.3 Readiness Condition - WARNING 23
2.5.4 Readiness Condition – EMERGENCY 23
2.6 Declaration of an Emergency Response Plan (ERP) Event 24
2.7 Alert 24
2.8 Incident Command Center (ICC) Activation 24
2.9 Notification 25
2.9.1 ERP Assignments 25
2.9.2 Stakeholder Pre-Event Notifications 26
2.10 Operational Stages 26
2.10.1 Pre-Event Preparedness 26
2.10.2 Mobilization and Initial Response 27
2.10.3 Sustained Actions (Restoration) 28
2.10.4 Demobilization and Post-Event Analysis and Reporting 28
2.11 Service Restoration 29
2.11.1 Response and Restoration Priority Guidelines 29
2.11.2 Decentralization 31
2.11.3 Restoration Strategies 32
2.11.4 External Resource Acquisition 33
2.11.5 Event Contraction, Re-Centralization, and Demobilization 35
2.11.6 Restore System to Normal Configuration 35
2.12 Gas and Electric Distribution System Interdependencies 36
2.13 Cyber Security Disruption Response 36
3. ORGANIZATION AND ASSIGNMENT OF RESPONSIBILITIES 37
3.1 General Overview 37

3.2 IMT Organization and Responsibilities 37
3.2.1 Command Staff Positions 38
3.2.2 General Staff Positions 41
3.3 Operations Section 44
3.3.1 Operations Section Organizational Structure 44
3.3.2 Operations Section Roles and Responsibilities 44
3.4 Planning Section 49
3.4.1 Planning Section Organizational Structure 49
3.4.2 Planning Section Roles and Responsibilities 50
3.4.3 Damage Assessment & Situational Awareness 52
3.4.4 Work Estimating and Prioritization 52
3.4.5 Estimated Times to Restoration and Restoration Projections 53
3.5 Logistics Section 55
3.5.1 Logistics Section Structure 55
3.5.2 Logistics Section Roles and Responsibilities 56
3.6 Public Safety Section 61
3.6.1 Public Safety Services Responding to an Eversource Emergency Event 61
3.6.2 Public Safety Section Structure 61
3.6.3 Fire, Police Standby (FPS) Calls 64
3.6.4 Make Safe and Blocked Roads 66
3.6.5 Road Clearing Process 67
3.7 Resource Section 68
3.7.1 Resource Section Structure 68
3.7.2 Resource Section Roles and Responsibilities 69
3.8 Finance & Administration Section 72
3.8.1 Finance and Administration Section Roles and Responsibilities 72
3.8.2 Finance and Administration Section Structure 72
3.9 Communications Organization 73
3.9.1 Communications Team Organizational Structure 73
3.9.2 Communications Team Roles and Responsibilities 74
3.9.3 The News Cycle 75
3.9.4 Technologies and Social Media 76
3.9.5 Communications Processes 76
3.10 Liaison Organization 77
3.10.1 Liaison Organization 77
3.10.2 Liaison Officer and Staff Roles and Responsibilities 77
3.10.3 Life Support Customers 79
3.11 Regulatory Organization 80
3.11.1 Regulatory Organization 80
3.11.2 Regulatory Officer and Staff Roles and Responsibilities 81
3.12 Emergency Operations Center Officer 82
4. POLICY, COORDINATION, AND COMMAND 83

4.1 Emergency Event Oversight, Coordination, Management, and Support 83
4.1.1 Eversource Energy Executive Oversight Group (EOG) 83
4.1.2 Eversource Emergency Coordination Team (ECT) 83
4.1.3 Incident Management Team 84
4.1.4 Eversource Emergency Preparedness (EP) 84
4.1.5 Eversource Energy Service Resources 84
4.2 Incident Management Team and Executive Leadership Relationship During an Emergency 84
5. INFORMATION COLLECTION, ANALYSIS, AND DISSEMINATION 85
5.1 Operational Information and Situational Awareness 85
6. COMMUNICATIONS 87
6.1 Communications Objectives 87
6.1.1 Unity and Accuracy of Messaging 87
6.1.2 Provide a Platform for Good Decision-Making 87
6.1.3 Establish the Customer Group as the Hub for Customer Information 87
6.1.4 One Voice 87
6.2 Communications with External Stakeholders 88
6.2.1 Customer Group 88
6.2.2 News Media 88
6.2.3 Real-Time Information 88
6.2.4 Communications with Government Officials 88
6.3 Event Notification, Situation Reports, Status Reports, and Incident Action Plans 90
6.4 Operational Communications 90
6.4.1 Interoperability 90
6.4.2 Communications Equipment 90
6.4.3 Reliability, Scalability, and Portability 91
6.4.4 Resiliency and Redundancy 91
7. ADVANCE PLANNING, TRAINING, AND EXERCISING 92
7.1 Planning 92
7.2 Training and Exercises 93
7.3 Emergency Contact Information 94
7.4 Personal and Employee Family Preparedness 94
8. PLAN DEVELOPMENT AND MAINTENANCE 95
8.1 Development 95
8.2 Maintenance 95
8.3 Records Management 95
8.4 Tracking of Internal and External Regulations, Commitments, and Corrective Actions 95
9. AUTHORITIES AND REFERENCES 96
9.1 Eversource Requirements 96
9.2 State Requirements 96
9.3 Federal Requirements 96
9.4 References 96
10. RECORD OF CHANGES 97

11. RECORD OF DISTRIBUTION 99
12. ATTACHMENTS 99

TABLESTABLE 1 - EVENT LEVEL MATRIX CREW REQUIREMENTS..... 18
TABLE 2 - EVENT LEVEL MATRIX FULL TIME EMPLOYEE/EQUIVALENT REQUIREMENTS..... 20
TABLE 3 - READINESS CONDITIONS 23
TABLE 4 - FPS CALL CLASSIFICATIONS 65
TABLE 5 - EVERSOURCE ICS TERMINOLOGY 100
TABLE 6 - ICS HIERARCHY..... 101

Figures

Figure 1 – Service Territory..... 10
Figure 2 – System Statistics for 2026..... 10
Figure 3 – Eversource IMT Organization Chart..... 37
Figure 4 – Example Operations Section IMT Structure..... 44
Figure 5 – Example Planning Section IMT Structure..... 49
Figure 6 – Example Logistics Section IMT Structure..... 56
Figure 7 – Example Public Safety Section IMT Structure..... 62
Figure 8 – Example Resource Section IMT Structure..... 68
Figure 9 – Example Communications Section IMT Structure..... 74
Figure 10 – Example Liaison Organization IMT Structure..... 77
Figure 11 – Example Regulatory Section IMT Structure..... 80
Figure 12 – Emergency Preparedness Cycle of Continuous Improvment..... 92

Attachments

Attachment 1 – Incident Command System..... 100
Attachment 2 – Crosswalk Table of PURA Requirements..... 102
Attachment 3 – Sample AAR Form..... 115
Attachment 4 – Eversource Contractor Daily Time Sheet..... 116
Attachment 5 – LSC Customer Group Event Checklist..... 119

PROMULGATION OF THE PLAN

Donald J. Scacco, President
Electric Operations, Connecticut

Threats to our business, and continuity of service to our customers, are constantly evolving. Eversource must remain prepared at all times to anticipate, prepare for, respond to, and recover from all manner of threat or hazard to our business. The purpose of this Emergency Response Plan is to outline and assign roles and responsibilities for preparing and responding to all varieties of incidents and events. Through a coordinated response, Eversource leverages our company resources for a safe, efficient, and effective mitigation and response approach to all manner of threats.

Timely and accurate information for our customers and other stakeholders is just as important as a safe and prompt restoration of service. This Plan outlines extensive measures and processes to create and flow important planning information to our critical stakeholders. Eversource is prepared to work effectively with Federal, State, and Local governments to affect a swift and coordinated response to all manner of threat.

In recognition of Eversource's emergency preparedness and response responsibilities, and with the authority vested in me as President, Electric Operations CT, I hereby promulgate this Emergency Response Plan.

President Electric Operations, Connecticut

Don Scacco _____ July 1, 2026

Donald J. Scacco — Date

Intentionally Blank

1. INTRODUCTION

1.1 Purpose

The Connecticut Light and Power Company d/b/a Eversource Energy (*Company*, *Eversource*, or *CL&P*) Emergency Response Plan (ERP or the Plan) establishes the framework for managing incidents that may adversely affect electric service to customers. Consistent with the National Incident Management System (NIMS) and the Incident Command System (ICS), the Plan defines how the Company coordinates preparedness, response, and recovery activities for such incidents.

The purpose of the ERP, together with its supporting documentation (including procedures, policies, and job aids), is to provide a structured, scalable, and coordinated approach for incident management. This includes establishing incident objectives, organizing resources, and implementing operational strategies to effectively prepare for, respond to, and recover from events that disrupt or threaten the reliability of the Transmission and Distribution System (Electric System).

1.2 Scope

This ERP applies to all incidents that impact, or have the potential to impact, the reliability and operation of the Electric System. Such incidents may result from, but are not limited to, severe weather, flooding, civil disturbances, fires, explosions, or other significant disruptions. The Plan is implemented whenever the Incident Commander (IC), in accordance with ICS principles, determines that enhanced coordination, resource management, or organizational structure is required to effectively manage the incident.

The ERP establishes the policies, roles, and concept of operations that guide the Company's approach to incident management across all phases of preparedness, response, and recovery. The Plan applies to all personnel operating within the Company's incident management structure, including Company employees, Eversource Service Organization staff, affiliate personnel, mutual assistance resources, contractors, and any individuals operating under the direction or authority of the Company.

Consistent with NIMS/ICS principles of resource management and operational coordination, Eversource is committed to restoring service as safely and efficiently as possible. Restoration efforts are prioritized and executed in accordance with applicable laws and regulations, this Plan (including defined performance targets such as those in *Table 1 - Event Level Matrix Crew Requirements* and *Table 2 - Event Level Matrix Full Time Employee/Equivalent Requirements*), and established safety standards. During an emergency event, this includes the implementation of all applicable ERP components necessary to support coordinated response operations and timely service restoration.

1.3 Company History and Overview

Eversource Energy (formerly Northeast Utilities) was formed in 1966 when three utility companies, CL&P, Western Massachusetts Electric Company (WMECO), and The Hartford Electric Light Company (HELCO) were affiliated under Northeast Utilities (NU) as subsidiaries of a single corporate entity. The NU system was the first new multistate public utility holding company system created following the enactment of the Public Utility Holding Company Act of 1935. HELCO was incorporated into CL&P in 1982. In 1967, the Holyoke Water Power Company joined NU and in 1992, NU acquired Public Service Company of New Hampshire (PSNH). In 2012, NU merged with NSTAR, with the NSTAR electric and gas companies becoming operating companies of NU. CL&P is the largest of the six operating companies within the NU System. In 2015, NU was rebranded as Eversource Energy, encompassing all of the operating subsidiaries into one energy company. In 2020, Eversource Energy acquired Columbia Gas of Massachusetts (now operating as Eversource Gas Company of Massachusetts), adding approximately 300,000 gas customers.

The Company has delivered electric service to homes, neighborhoods, and businesses for over 100 years. With approximately 4,000 employees in the state, Eversource is Connecticut's largest electric utility, serving more than 1.3 million customers in 149 Connecticut cities and towns, located within a 4,400 square mile service territory. This equates to 87 percent of the total area in Connecticut, including large urban centers, suburban, and rural settings, and encompassing heavily-forested areas, shoreline areas, and hilly terrain.

Primary distribution voltages range from 4.16kV to 34.5kV, with the majority of circuits operated at 4.8kV, 13.2kV, 13.8kV, and 23kV.

Figure 1 – Service Territory

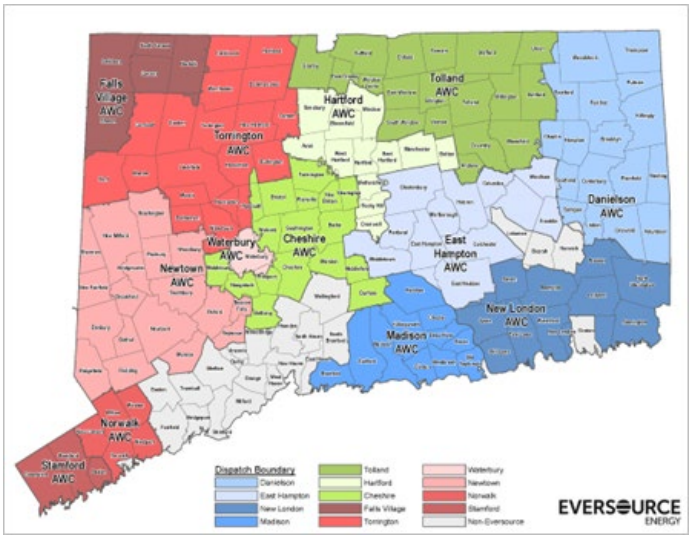

Key system statistics are shown below, in Figure 2.

Figure 2 – System Statistics for 2026

Transmission System		
Overhead - Miles	1680	
Underground - Miles	143.7	
Substations	44	106 Bulk
Distribution System		
Overhead - Miles	16,749 Circuit Length	37,081 Conductor Length
Underground - Miles	6,989 Circuit Length	7,302 Conductor Length
Transformers	267,254 Locations	295,913 Units
Poles	740,292	
Substations	140	
Meters	1,313,667*	
Peak Load (July 22, 2011)	5,516 MW	

*** Customers Served as of May 1, 2026**

1.4 Planning Considerations

This Emergency Response Plan (ERP) establishes the overarching framework for preparedness and response, providing a high-level description of each functional area. The Plan is executed through a set of supporting policies, procedures, guidelines, checklists, and job aids. Together, the ERP and its supporting documentation define the specific actions, roles, and responsibilities required across functions and organizations to effectively respond to emergency events. Employees rely on these documents, in conjunction with their training, to guide their actions during an incident.

The Electric System is vulnerable to a range of emergency events and disasters. Depending on the type and severity of the event, system design and engineering features may help mitigate impacts. The scope and severity of impacts can vary significantly—from localized incidents affecting a limited number of customers for a short duration to large-scale events causing widespread outages and prolonged service interruptions. Accordingly, the design of this Plan and its supporting implementation documents incorporates a range of planning considerations, including, but not limited to:

- Emergency incidents or disasters may occur at any time, with little or no warning, requiring the organization to maintain a constant state of readiness.
- Emergency events vary in scale and complexity; not all outage-related incidents require full activation of this Plan. Activation levels, including full activation of the Incident Management Team (IMT) for Events Levels 1–4 (refer to *Section 2.4, Event Classification*), are determined based on the severity, scope, and anticipated impact of the event.
- The Incident Commander has the authority to activate the Plan proactively or reactively, depending on forecast conditions, real-time situational awareness, and expected operational impacts.
- For extended operations, response activities are structured into 12-hour operational periods (0600–1800 and 1800–0600), with formal turnover processes to maintain continuity of operations and situational awareness.
- Employees are trained and prepared to fulfill their assigned roles under this Plan. Ongoing training and exercises ensure familiarity with emergency procedures and reinforce the organization's overall response framework.
- Response effectiveness is dependent on the availability of resources. When internal resources are insufficient, support is obtained through affiliate companies, mutual assistance agreements, and contracted services.
- This ERP is aligned with the National Incident Management System and uses the Incident Command System to enable scalable, flexible, and coordinated command and control, supporting both decentralized and centralized operations as conditions evolve.
- The Plan is also designed to align, as appropriate, with the Connecticut State Response Framework and Emergency Support Function 12 (ESF-12) for Energy and Utilities.
- Catastrophic events may significantly disrupt community infrastructure, potentially overwhelming local emergency services and limiting the availability of essential services, which must be accounted for in response planning.

2. STRATEGY FOR EMERGENCY OPERATIONS

Authority to direct and execute actions under this ERP is formally delegated by the President of the Company through a Delegation of Authority to the Incident Commander and other assigned positions in accordance with NIMS and ICS. Under this delegation, the IC is granted the authority to establish incident objectives, manage overall response operations, and direct the use of assigned resources to achieve those objectives.

The IC is responsible for maintaining situational awareness and providing regular incident status updates to senior leadership, including the President. The IC ensures that significant incident developments are communicated in a timely manner. The President, as part of executive leadership, engages with Eversource's Emergency Coordination Team (ECT) to provide strategic guidance and coordinate enterprise-level support when incidents require substantial resources across multiple business units or present significant operational or financial risk.

Consistent with ICS principles of unity of command and chain of command, the IC will maintain ongoing communication with the President to ensure alignment on strategic priorities, incident objectives, and overall response posture. The IC should seek executive input for matters involving enterprise-level risk, policy considerations, or actions that may exceed the scope of delegated authority. Effective communication between the IC and executive leadership is critical, particularly during shifts in incident complexity, escalation, or operational tempo.

In accordance with established escalation and notification protocols, the IC must immediately notify the executive leadership team and provide all available situational information when any of the following critical incidents occur:

- A fatality or life-threatening injury involving Company personnel, affiliate personnel, contractors, or mutual assistance resources
- A fatality or life-threatening injury involving any individual where Company operations, personnel, or assets may be involved
- A fatality or life-threatening injury to a member of the public potentially associated with Company infrastructure
- Any incident that presents a significant threat to life safety, the electric system, or the Company's operational integrity
- Any other incident that, in the judgment of the IC, represents a significant escalation in incident complexity or may impair the Company's ability to meet its operational or regulatory obligations

2.1 Guiding Principles

The Company is responsible for establishing and maintaining a safe and secure operating environment for all personnel engaged in emergency response and restoration activities. This is accomplished through clear communication of expectations, adherence to established safety practices, and continuous reinforcement of safe work behaviors. Although everyone is accountable for their own safety, Company leadership is responsible for ensuring that all operations are conducted safely and that hazards are promptly identified, communicated, and corrected in accordance with established protocols.

Eversource operates under the following Vision and Mission statements:

- Vision

  To be viewed as the premium emergency response company by our customers, communities, regulators, and government officials.

- Mission

  Anticipate, prepare, and efficiently recover from major events by:

  1. Investing prudently in our infrastructure and preparedness
  2. Partnering with local and state government in planning, preparing, and responding to events
  3. Communicating proactively and with transparency
  4. Acting with urgency and empathy to safely restore
  5. Leveraging all available and emerging technology

Emergency Preparedness at Eversource oversees the readiness of IMT members and associated emergency roles through integrated training programs, supported by formal policies and procedures. IMT personnel maintain proficiency through a combination of real-world incident response and scheduled drills and exercises, ensuring familiarity with assigned roles and responsibilities. Clearly defined job assignments and demonstrated competency are foundational to the effective execution of the ERP. All personnel, whether performing routine duties or assigned emergency functions, are expected to operate at a consistent standard of excellence.

Guided by these expectations, Eversource adheres to the following principles:

- Prioritize public safety and the safety of employees, contractors, and responders
- Use a formal ICS structure with clearly defined roles, responsibilities, and authority
- Ensure personnel are trained and qualified for assigned emergency roles
- Set and meet or exceed stakeholder expectations
- Coordinate with municipalities to align restoration priorities
- Provide accurate, timely, and consistent communication
- Conduct prompt damage assessments and establish system-wide restoration projections within 48 hours of storm exit
- Secure sufficient, qualified resources to support efficient restoration
- Protect the environment throughout response operations
- Leverage technology and leadership to enhance efficiency and resource management
- Incorporate feedback and performance measurement to drive continuous improvement
- Strengthen system resiliency and reduce infrastructure vulnerability to future events

2.2 Use of the Incident Command System

The ICS is a foundational component of NIMS, which is a nationwide framework used to coordinate emergency preparedness, incident management, and response across Federal, Tribal, state, and local governments, as well as private-sector and nongovernmental organizations. ICS provides a standardized, on-scene, all-hazards approach to incident management that:

- Integrates facilities, equipment, personnel, procedures, and communications within a common organizational structure
- Enables coordinated response among multiple jurisdictions and diverse functional agencies, both public and private
- Establishes standardized processes for planning, resource management, and operational coordination

ICS provides both an organizational structure and a management framework that supports the effective planning, development, and adjustment of response operations based on incident conditions. It is inherently scalable and flexible, allowing it to be applied to incidents of any type, size, or complexity—from localized events to large-scale, multi-jurisdictional emergencies.

Through ICS, Eversource can implement a unified and adaptable organizational structure that aligns with the complexity and operational demands of single or multiple incidents, including events impacting facilities, infrastructure, personnel, or systems. The use of ICS also enhances interoperability with external response organizations, as it is widely adopted across public and private sectors, improving coordination and communication during joint operations.

ICS is typically organized around five primary functional areas: Command, Operations, Planning, Logistics, and Finance/Administration. Additional Command Staff and General Staff positions may be established as needed based on incident complexity. Not all functional areas are required for every incident; the structure expands or contracts to match the specific needs of the situation.

2.2.1 Incident Command

Incident Command, operating at the IMT level, is responsible for the overall management of the emergency. The IC is designated with the authority to establish incident objectives, prioritize needs, and direct response operations. The IC is authorized to commit and acquire resources, assign personnel and equipment, and expend funds as necessary to support incident objectives.

In accordance with ICS principles, the IC establishes and delegates Command Staff and General Staff positions as required based on the scope and complexity of the incident. Roles and responsibilities of ICS Command and General Staff are described in further detail below.

2.2.2 Non-Incident Command System Roles

Emergency response activities also involve personnel from functional areas within Eversource (for example, Facilities, Materials Logistics, Fleet Services) whose emergency responsibilities generally align with their day-to-day (*blue sky*) roles. As a result, these personnel may operate outside of formal ICS role assignments while still supporting incident objectives. During emergency events, non-essential routine activities may be suspended or reassigned to prioritize and support response and restoration operations.

2.3 Core Capabilities

Core Capabilities represent the Company's ability to achieve specific outcomes through a coordinated combination of planning, organization, resources, and trained personnel. Collectively, these capabilities support preparedness, response, and recovery for events impacting the Electric System.

The Company's Core Capabilities include:

1. **Community Preparedness** – Ongoing engagement with communities and the State to promote awareness, readiness, and coordinated response to events affecting the Electric System.
2. **Risk Management** – Continuous identification, assessment, and mitigation of risks to reduce the likelihood and impact of adverse events.
3. **Training, Qualifications, and Exercises** – Development and validation of individual and organizational competencies through training, drills, and exercises.
4. **Incident Command** – Effective direction and control of incident activities using ICS, consistent with Company policies and procedures.
5. **Planning** – Collection, analysis, and dissemination of incident information to support the development of Incident Action Plans (IAPs).
6. **Damage Assessment** – Systematic evaluation of Electric System impacts, including hazard identification, damage location, access constraints, and restoration time estimates to inform response strategy.
7. **Incident Command Center Management** – Activation and operation of Incident Command Centers (ICC) and coordination with Emergency Operations Centers (EOCs), including:
    - Activation, staffing, and demobilization
    - Direction and coordination of response and recovery operations
    - Interagency coordination across jurisdictions
    - Public information coordination
    - Maintenance of communications and situational awareness systems
8. **Response and Restoration** – Execution of activities necessary to restore the Electric System, including hazard mitigation, critical facility restoration, and service restoration to customers.
9. **Resource Management** – End-to-end management of personnel, equipment, and materials, including acquisition, mobilization, tracking, reassignment, and demobilization of all resources.
10. **Public Information** – Development and dissemination of timely, accurate, and consistent information to the public, government officials, and internal stakeholders.
11. **Worker Health and Safety** – Ensure the availability and deployment of trained personnel and resources to protect the health and safety of all responders and workers.
12. **Financial Tracking and Reporting** – Management of all financial aspects of incident response, including cost tracking, analysis, reporting, contract administration, and claims-related activities.

2.4 Event Classification

The Eversource Event Level Matrix (ELM) establishes five levels of incidents and emergency events and provides the criteria used by the IC to determine the appropriate classification. The ELM is applied to all ERP events and serves as a foundational tool for determining incident management posture, resource requirements, and operational strategies. Event levels may be adjusted as conditions evolve based on continuous assessment of forecasted conditions, real-time situational awareness, and actual damage and impact evaluations.

The ELM, as represented in Table 1 - Event Level Matrix Crew Requirements and Table 2 - Event Level Matrix Full Time Employee/Equivalent Requirements, is used by the IC to declare and communicate the event level to Company personnel and external stakeholders.

Event level classification is based on a combination of factors, including:

- Forecasted and observed weather conditions
- Estimated and actual number of trouble locations
- Estimated and actual number of customer outages
- Number of affected regions and/or Area Work Centers (AWCs)
- Geographic scope, dispersion, and nature of damage
- Anticipated duration and complexity of restoration efforts

The ELM provides a structured framework to guide key incident management decisions, including the level of ERP activation; establishment of Incident Command locations; resource allocation and mutual assistance needs; timing of Global Estimated Time of Restoration (ETR) communications; damage assessment requirements; and selection of restoration strategies. Depending on incident conditions, multiple restoration strategies may be implemented concurrently across different geographic areas to optimize response effectiveness.

Typical events include warm weather, cold weather, and tropical systems. Warm weather events may include extreme heat, thunderstorms, and squall lines generally moving west to east. Cold weather events may include high winds, ice storms, Nor'easters, and blizzards, typically tracking along the northeast coast. Tropical events are classified based on system strength, track, and designation by the National Oceanic and Atmospheric Administration (NOAA).

As incident conditions escalate or de-escalate (Level 5 through Level 1), the response organization scales accordingly in alignment with ICS principles of modular organization and scalability. Although Level 4-1 events typically require full activation of the Incident Management Team (IMT), Level 5 events may only warrant partial IMT activation when conditions indicate a need for situational awareness, or resource management. In such cases, selected ICS functions or positions may be activated to support operations without implementing a full IMT structure.

The ICS framework established in this ERP is flexible and scalable, enabling its application across all event levels and ensuring the Company can effectively manage incidents of varying size, scope, and complexity.

2.4.1 Event Level Matrix

The IC determines the event level using the criteria outlined in *Table 1 - Event Level Matrix Crew Requirements* and *Table 2 - Event Level Matrix Full Time Employee/Equivalent Requirements*. No single parameter governs the classification; rather, the IC evaluates a combination of factors derived from event data, evolving conditions, and impact assessments, supplemented by relevant inputs and consultations, to support a safe and efficient response.

Tables 1 and 2 provide guidance on the corresponding crew and staffing requirements associated with varying levels of trouble locations and customer outages, supporting the IC in aligning resource deployment with incident conditions.

2.4.2 Event Complexity Analysis

The details of every emergency event are unique. The Event Level Matrix is not designed to compartmentalize every emergency event to a level of precision and accuracy with respect to the ultimate impact. The Event Level Matrix is designed to provide high-level estimates for typical emergency events. Each event must be analyzed in its totality to determine how to categorize it and thus determine the appropriate response level.

In addition to providing a guide to the scope and scale of the response, the categorization of an emergency event is a way of communicating to employees and other stakeholders the magnitude of the emergency event and the importance and level of the response. The recommended strategy is to err on the side of declaring a higher level emergency event when it is a close determination. The IC may elect to declare an emergency event a higher level event, even if all criteria are not met.

Some anticipated weather-related impacts may not be forecast to or rise to the level of complexity where a full activation of the IMT is necessary. In these circumstances, the IC may partially activate the IMT during centralized enhanced operations or at a Level 5 Event, delegating the proportionate amount of authority to maintain span of control and oversight over the emergency event.

Table 1 - Event Level Matrix Crew Requirements

Event Level	Typical No. of Customers Out at Peak	Typical No. of Trouble Spots	(Crews at Onset/Crews at Peak) (See Notes)							Typical Restoration Duration	Typical Global ETR Timeframe
			Line Crews Onset | Peak	Service Crews	Tree Crews	DA Crews	Liaison (FTEs=Crews)		Comm. Liaison – Account Executive		
							Public Safety Specialist	Comm. Liaison			
5	0% - 9% (<130k)	<3000	290 | 550	0 | 40	145 | 275	30 | 175	N/A	12 | 149	20 + 3	1-3 Days	< 24 hours
4	10% - 29% (130k - 390k)	2000 – 10,000	340 - 500 | 1,200	30 | 125	250 | 600	100 | 300	149	149 | 160	20 + 3	2-6 Days	< 36 hours
3	30% - 49% (390k – 650k)	8,000 – 25,000	390 - 900| 2,500	60 | 250	450 | 1,250	225 | 700	149	160	20 + 6	5-10 Days	< 48 hours
2	50% - 69% (650k – 910k)	15,000 – 48,000	490 - 1,000| 2,500	120 | 320	500 | 1,250	400 | 700	149	160	20 + 6	8-21 Days	< 72 hours
1	70% - 100% (> 910k)	> 35,000	590 - 1,200 | 2,500	120 | 320	600 | 1,250	400 | 700	149	160	20 + 6	> 18 Days	< 72 hours

Notes:

- *Crews at Onset* refers to the number of crews available during the first 48 hours following the onset of a storm to address public safety priorities and initial restoration needs, while "Peak" represents the number of crews required to address the upper range of trouble spots within the established restoration period; these figures are based on a customer count of approximately 1.3 million as of May 1, 2026.
- In advance of emergency events, Eversource supplements internal staffing by securing contractor and mutual assistance crews commensurate with the projected event level, with baseline internal availability reflecting typical workforce reductions due to factors such as illness or leave. Overall resource strategy incorporates internal personnel, affiliate company support, contractors, and mutual aid resources, with strategies influenced by event-specific conditions such as geographic scope, damage type, resource availability, and operational constraints. The low-end figure of the range for each event level includes 290 crews representing the total complement of 315 crews composed of Electric Field Operations and Response Specialist Organization, accounting for typical unavailability of individual employees due to illness, FMLA, and disability.
- The Incident Management Team (IMT) structure may be partially activated for Level 5 events and is fully activated at Level 4 and above, with additional expansion for higher-level events to maintain appropriate span of control.
- Incident Command Center (ICC) activation, logistics operations, damage assessment approaches, and restoration strategies are similarly influenced by factors including the extent and distribution of damage, number of affected regions or work centers, availability of staging and logistics sites, and scale of external resource deployment.
- Certain specialized roles, such as the Public Safety Specialist, are conditionally activated depending on event severity (Level 4 or higher).
- Estimated restoration timelines, including Global Estimated Time of Restoration (ETR), may be affected by factors outside the Company's control, and actual conditions may vary from forecasts; therefore, the Event Level Matrix is intended to provide high-level guidance for typical events rather than exact predictions.
- All Event Levels - Impacts necessitate the requisition of additional personnel and equipment resources with decentralized command and control functions.

Table 2 - Event Level Matrix Full Time Employee/Equivalent Requirements

Event Level	Typical No. of Customers Out at Peak	Typical No. of Trouble Spots	FTEs at Onset/FTEs at Peak (See Notes)							Typical Restoration Duration	Typical Global ETR Availability Timeframe
			Line FTEs Onset | Peak	Service FTEs	Tree FTEs	DA FTEs	Liaison (FTEs=Crews)		Comm. Liaison – Account Executive		
							Public Safety Specialist	Comm. Liaison			
5	0% - 9% (<130k)	<3000	455 | 1200	0 | 80	290 | 550	30 | 175	N/A	12 | 149	20 + 3	1-3 Days	< 24 hours
4	10% - 29% (130k - 390k)	1500 – 10,000	665 - 1,050 | 2,800	60 | 250	300 | 1,200	100 | 425	149	149 | 160	20 + 3	2-6 Days	< 36 hours
3	30% - 49% (390k – 650k)	8,000 – 25,000	790 - 2,050| 6,000	120 | 500	900 | 2,500	275 | 1,225	149	160	20 + 6	5-10 Days	< 48 hours
2	50% - 69% (650k – 910k)	15,000 – 48,000	1040 - 2,300| 6,000	240 | 640	1,000 | 2,500	625 | 1,225	149	160	20 + 6	8-21 Days	< 72 hours
1	70% - 100% (> 910k)	> 35,000	1290 - 2,800 | 6,000	240 | 640	1,200 | 2,500	625 | 1,225	149	160	20 + 6	> 18 Days	< 72 hours

Notes:

- FTEs at onset represent the minimum number of targeted FTEs assured prior to the event. Peak number of resources represents FTEs needed to restore high range number of trouble spots for each event type
- Where Crews at Onset is expressed as a range, the lower number indicates the maximum Eversource can guarantee on the basis of internal employees and regular onsite contractors, and the higher number what Eversource will endeavor to achieve by securing additional contract and mutual assistance resources ahead of the storm. The base figure of 455 FTEs is the total complement of 505 FTEs composed of Electric Field Operations and Response Specialist Organization, accounting for typical unavailability because of sickness, FMLA, and disability
- See notes from Table 1

2.4.3 Event Level Overviews

The Event Level is used for planning purposes to estimate the potential or actual size, scope, and complexity of the incident in order to disseminate and communicate the severity of the emergency to key stakeholders. When the severity and complexity of the emergency event are analyzed or more clearly understood, the Incident Commander is responsible for establishing or adjusting the Event Level as is appropriate.

It is critical to maintain flexibility and scalability when establishing the appropriate response, organization, and scale of the response. Therefore, the Event Level does not necessarily stipulate a mandated response organization scale. Rather, the Event Level determination provides an expected scope of response activities and staffing requirements.

The transition from one Event Level to another, either higher or lower, is accomplished solely at the discretion of the Incident Commander, based on analysis of the severity and complexity combined with recommendations of General and Command Staff, leadership, and other key organizational members.

Once established or modified, the Event Level is communicated to all internal and external leaders and organizations currently engaged in or anticipated to be engaged in restoration or support activities, as soon as is practical. Typically, changes in the event level are communicated formally through the scheduled Briefing Sheets, published through Communications. Verbal communication should be made to stakeholders as soon as is practical, along with formal written briefings.

Determining the level of an event helps determine the scope of the ICS deployment. Although not an exact science, reliance on the ELM and exercise of professional judgment will enable the IC to make a reasonable supposition.

a. Level 5 Emergency Event

A Level 5 event is classified as a local emergency that is expected to be resolved within one to three days and that may be readily addressed by company personnel and available contractors. In general, the impact on customers, the environment, and safety is expected to be limited. Level 5 emergency events generally are characterized by:

- Ability to address the emergency in a timely manner
- Less than 10% impact on customer outages at peak (duration or number)
- Ability to restore service in a timely manner
- Potential of threat to broader public safety
- Limited impact on company operations or financial risk

b. Level 4 Emergency Event

A Level 4 event is classified as a local emergency event that has an appreciable impact on customers, the environment, and safety, and is expected to last between two and six days. Additional organizational and resource support is normally required. The initiating conditions for activation include:

- Broad customer or critical facility impact
- Major impact on customer outages at peak (duration or number)
- A threat to public safety
- Major impact on the environment
- Significant impact on company operations or financial risk

c. Level 3 and 2 Emergency Events

A Level 3 or 2 event is an emergency event that has a significant impact on customers, the environment, or safety and is expected to last between five and ten days or eight and twenty-one days, respectively. Significant organizational support or multi-level agency and government involvement is normally required. The initiating conditions for activating the Level 3 or 2 emergency classifications include an event that causes:

- A system-wide event
- Severe potential adverse impact to public safety
- Severe impact on customer outages (duration or number)
- Ability to obtain needed resources based on the geographic breadth of the event
- Severe or ongoing environmental threat
- Multi-level agency and government involvement
- Triggers critical damage to the Company's operations or financial risk
- Critical reputation damage to the Company

d. Level 1 Emergency Event

A Level 1 event is defined as an emergency that has a catastrophic impact on safety, customers, or the environment, and is expected to last more than eighteen days. Such events are generally system wide, and often affect neighboring utilities. A Level 1 event is one that:

- Causes a system wide outage event
- Poses a critical potential catastrophic impact to public safety
- Critical impact on customer outages (duration or number)
- Results in a critical or ongoing environmental impact
- Necessitates immediate multi-level agency and government involvement
- Triggers critical damage to the Company's operations or financial risk
- Triggers critical reputation damage to the Company

2.5 Eversource Energy Readiness Conditions

Eversource has established a systematic approach to monitoring, assessing, and preparing for events that have the potential to impact one or more business units, employees, or customers. This approach includes activities from day-to-day hazard monitoring through full activation of all necessary personnel to support response and recovery for any type of emergency. This approach uses predefined Readiness Conditions to clearly communicate each operating company or business unit's readiness posture, as delineated in *Table 3 - Readiness Conditions* below.

2.5.1 Readiness Condition - NORMAL

General everyday operations are being performed. Business units are performing day-to-day routine operations and maintaining situational awareness by observing the changing and predicted weather conditions and the news for any event that could adversely affect operations.

2.5.2 Readiness Condition – MONITORING

General everyday operations are being performed, but conditions are developing or exist (such as a potential heat wave, tropical storm, or nor'easter) that could present a potential risk to Eversource in the near future. Though the conditions currently pose no immediate threat, a heightened level of situational awareness (internal and external) and monitoring is implemented with more frequent communications taking place among decision makers. If it is determined that escalating emergency conditions **are likely**, a communication is sent to the Electric System organization and local authorities to update them about this condition.

2.5.3 Readiness Condition - WARNING

General everyday operations are being performed, but conditions are developing or will soon exist that have a relatively high level of probability of impacting some or all of Eversource's service area. Some day-to-day tasks and operations may be suspended or redirected. Mobilization of internal resources and partial acquisition/mobilization of external resources are considered and could begin.

Incident Command and/or Emergency Operations Centers may be partially or fully activated.

2.5.4 Readiness Condition – EMERGENCY

Emergency event conditions are imminent that will cause or have caused significant impact to the Electric System or one or more Eversource business units. Based on the potential Event Level, the following situations can occur:

- Activation of the ERP.
- Activation of the ICC.
- Activation of one or more regional Emergency Operations Centers (EOC).
- Mobilization of internal resources and acquisition/mobilization of external resources occur as needed.

Table 3 - Readiness Conditions

Readiness Conditions	Normal	Monitoring	Warning	Emergency
Situational awareness of resources	X	X	X	X
Mobilization of resources		O	O/X	X
Activation of Incident Management Teams			Notification/Standby	X
Activation of Emergency Coordination Team			Notification/Standby	O/X
Activation of Executive Oversight Group			Notification	O

X – Likely
O – Possible

2.6 Declaration of an Emergency Response Plan (ERP) Event

An Emergency Event is a situation caused by the forces of nature, an accident, or an intentional act that constitutes a loss of electric service involving 10% or more of the Company's total number of customers who are out of power for a period of 48 consecutive hours or more. (PURA Docket 12-06-09 Appendix A 1. Purpose and Applicability.)

If an Emergency Event or other incident is likely and is expected to cause significant outages or damage to the distribution system, the Incident Commander or designee declares an *ERP Event*, indicating a formal initiation of the ERP.

2.7 Alert

When a predicted event could lead to activation of the ERP, the Emergency Preparedness Specialist, in coordination with the IC, provides Alert notification using emails and/or the Automated Response Call-Out System (ARCOS) to Command and General Staff in order to provide a common operating picture and to trigger pre-event preparedness activities. These Alerts may include briefing materials from news and/or meteorological services, or other related information. When the likelihood of the emergency event increases, the Incident Commander may also schedule daily planning meetings, conference calls, and/or briefings for Command and General staff, and request the Planning Section/Situation Unit to develop and disseminate daily Incident Action Plans or other documentation to guide preparedness objectives and actions.

2.8 Incident Command Center (ICC) Activation

The ICC is a dedicated facility that is designed to assist management in taking prompt and effective actions to mitigate the consequences of an emergency. The Company maintains 24 hour coverage through the System Operations Center (SOC) until such time as an incident or emergency event warrants activation of the IMT organization. The ICC is activated consistent with the Event Level Matrix (*Table 1 - Event Level Matrix Crew Requirements* and *Table 2 - Event Level Matrix Full Time Employee/Equivalent Requirements* or as deemed necessary by the Emergency Preparedness (EP) organization and the Vice President of CT Electric System Operations as IC, specific response procedure, or when an incident's size and complexity requires representation in the ICC by organizations to support expanded operations.

The ICC, when activated as the Incident Command Post (ICP), operates around the clock until the event has terminated and the IC makes the determination to close it and return to normal operations. Transfer of command normally takes place at 12-hour intervals until the event is declared closed.

The ICC supports the IC in preparation for and response to an emergency. Representatives from support organizations assemble in the ICC as necessary to coordinate response with the IC, Command Staff, and General Staff. The ICC operation is based on use of the ICS and is designed to function at a level consistent with the size and complexity of an event.

Staffing of the ICC is dictated by the magnitude and complexity of the event. The level of activity, and the number and skills of staff required to carry out those activities vary. The activation of the ICC may occur when intelligence data indicates actual or potential incidents or events could escalate beyond the ability to manage the emergency event in the SOC.

Activation of the ICC is initiated by telephone and/or email through the EP organization to affected personnel and assigned management staff. Selection of personnel and organizations required to support the operation are determined by the IC. The required support staff is alerted by the IC to report to the ICC to fulfill their assigned emergency roles and initiate staffing of their assigned functional areas.

The following entities/organizations are also notified of an ICC activation:

- Electric System Executive Management
- System Operations Center/Transmission Operations Center
- Electric System personnel
- Connecticut Department of Emergency Management and Homeland Security (DEMHS), Connecticut Public Utilities Regulatory Authority (PURA), and state regulatory agencies

2.9 Notification

2.9.1 ERP Assignments

- Personnel are identified and trained to fill key emergency response roles. A database is maintained by the EP organization to ensure the rosters for ERP roles are always filled. Systems are established to direct individuals during the declaration of an ERP event.
- Emergency response is a corporate responsibility and a responsibility of every Eversource employee. Preparedness is fundamental to the prompt and effective response to an emergency event. All employees have a continuing obligation to be prepared and to respond to emergency events as directed by management.
- As part of preparedness and responding to emergency events, the Company has established this ERP and associated documentation to ensure that appropriate resources and personnel are available and trained to support recovery and restoration operations during an emergency event. Employees are trained on and have been assigned to emergency roles that are activated when a major event occurs.
- For purposes of this ERP, an emergency response role is defined as a role or task that a person performs during emergency conditions that is different from their normal work activities. Other personnel may have an ERP role during an emergency event that does not change from their day-to-day responsibilities or job position.
- When an emergency event with the potential for severe impact is anticipated, the Company declares an ERP Event and all Electric System personnel are considered essential, unless otherwise excused. Employees are required to make themselves available for mobilization calls in the event they are needed to report to their assigned areas. The Company uses a variety of communication methods (pagers, email, voicemail, and, if necessary, public media) to broadcast this declaration as soon as the decision is made. Employees are expected to check these various communication channels with reasonable frequency to ensure they are aware when such a declaration occurs. Employees should listen for broadcast messages indicating that the Company is mobilizing for an event that has the potential to impact the service territory.
- All employees keep their contact information up-to-date in company directories. Employees unable to report to work due to home, family, or personal emergency conditions must immediately contact their supervisor. Policies addressing reporting to work, release from work, release from storm assignment, failure to report, and timekeeping during severe-impact storms and other emergencies can be found in the relevant company policy documentation.

2.9.2 Stakeholder Pre-Event Notifications

In some instances, it may be appropriate to initiate pre-event communications with key stakeholders prior to the activation of the IMT or staffing of the ICC. In such cases, communication is coordinated through the EP organization and the Communications Officer and should include an assessment of the potential risk and summary of preparedness activities. Communications for an anticipated Level 4 event or greater includes pre-event notifications with CT DEMHS, PURA, and municipal Emergency Management Directors or designees.

2.10 Operational Stages

An emergency event may be segmented into phases or stages chronologically in order to assist in the coordination of actions and resources. At any given time, the organization may have different functions or geographic areas at different stages due to the nature of the event and the response. In general, operational stages include:

- Pre-Event Preparedness
- Mobilization and Initial Response
- Sustained Actions
- Demobilization and Post-Event Analysis and Reporting

2.10.1 Pre-Event Preparedness

To ensure capability for immediate response to power outages caused by severe weather or other disruptions, several elements are set in place prior to an actual emergency. These elements may include, but are not limited to:

- Notifications made to personnel concerning their assigned event reporting locations.
- Contact lists updated for state and municipal officials.
- Equipment needed for power restoration is identified and, if possible, pre-positioned at key points within the Company service territory.
- Staging areas for management teams and work crews are established.
- Contracts are set in place for outside line, service, and tree crews and other essential resources.
- Mutual Aid Agreements are made through Edison Electric Institute (EEI) and membership in Regional Mutual Assistance Groups (RMAG), which for Eversource is the North Atlantic Mutual Assistance Group (NAMAG).
- Contract weather forecasting services are secured to provide weather forecasting service, with notification of any severe forecasts that can have potentially adverse impacts on the Electric System.
- Communications materials are prepared in advance on key topics, points-of-contact, and basic facts explaining storm restoration activities and priorities.
- The Customer Care organization is prepared to elevate to the emergency response level.

- Assessment is made of the availability of the following resources:
  - Line Resources (including contractor and/or mutual aid)
  - Vegetation Management Resources
  - Service Company Resources
  - Contact Center staff
  - Support Resources (such as Damage Assessment Patrollers, Wire Guards, Logistics, and so on)

2.10.2 Mobilization and Initial Response

To ensure effective and efficient response to emergency events caused by severe weather or other disruptions, several elements are considered, including, but not limited to:

- Establishment of ICS Structure
- Activation of the ICC
- IMT personnel notification
- Assessment of resource needs and availability
- Decentralization of system operations
- Damage assessment planning
- Municipal and other stakeholder outreach
- Notification of appropriate state officials
- Conference Calls

There are four types of conference calls that may be conducted during an emergency event:

- **Preparation Calls** – The EP organization conducts a preparation call when the need to implement the preparations strategy is apparent or imminent. This call is held with the Command and General Staffs and other key personnel from support organizations.
- **Incident Management Team Calls** – The IC conducts periodic command calls to review progress on the IAP, refine or adjust the IAP based on changing conditions and current information, and to address tactical decisions, emergent issues, and requests for support.
- **Emergency Coordination Team Calls** – The ECT Calls are coordinated around other critical meetings in order for the team members to gather adequate situational awareness to be able to effectively report out at the meetings. Each Business Unit affected by the event outlines and discusses their event objectives for the current and next Operational Period. Following ECT calls, the ECT provides the EOG with status and advisory updates on a regular basis or immediately if conditions warrant.
- **Section (Function) Calls** – Each Section Chief, or designee, may hold function-specific calls (Operations, Planning, Logistics, Communications, and so on), as appropriate, to coordinate and update priorities, tasks, and deliverables to ensure consistency and alignment with the current guidance and Plan.

  The owner of each type of call should communicate the type of call to the affected audience in advance of the call when possible. Additionally, the Company participates in Eversource Energy system calls when an event impacts multiple operating companies or geographic areas.

2.10.3 Sustained Actions (Restoration)

The term Sustained Actions generally covers the activities required to return the Electric System to normal configuration and operations. See *Section 2.11, Service Restoration*.

2.10.4 Demobilization and Post-Event Analysis and Reporting

- Demobilization and post event analysis and reporting occur when restoration has been completed, all resources are demobilized; the ERP is deactivated; and normal operations resume. It is during this period that the Company gathers information, conducts incident reviews, analyzes data, develops after action reports, and identifies improvement to be implemented.
- A post-storm critique or de-brief process is performed to capture strengths, weaknesses, and lessons learned. All groups involved in the restoration are requested to supply input during the process, including craft workers and all levels of field supervision. Administrative updates are made to contact lists and procedures to ensure readiness for the next emergency or event.
- Post-incident evaluations, commonly known as Lessons Learned and After-Action Reviews, contribute to continuous ERP improvements. Response activities are likely to improve when feedback recommendations are linked and incorporated into the Plan and associated support documentation. The EP organization ensures post-incident evaluations are performed following Homeland Security Exercise and Evaluation Program (HSEEP) guidelines and framework. Each area of the response organization is responsible for participating in post-incident performance reviews. These meetings identify response activities and opportunities for improvements. Participants and representatives from each business unit of the response organizations are invited to discuss lessons learned and to identify improvement opportunities. Improvement planning applies SMART Corrective Actions, which ensure that corrective actions that are developed are to be Specific, Measurable, Achievable, Relevant, and Time-bound. Once the actions are drafted, a Risk Assessment is performed on each to weigh variables such as impact, ease of implementations, and cost/benefit. These are then presented to the ECT for review and approval, identifying the appropriate sponsor and lead for the activity.
- The Company completes event and post-event reports in a timely manner. Post-event reports for any event that triggered the use of this ERP are submitted within 14 days in accordance with the decision in PURA Docket No. 86-11-18. After-Action Reports for Emergency Events only are completed and submitted within 60 days in accordance with the decision in PURA Docket No. 12-06-09. The After Action Review/Improvement Plan Procedure, EP-ALL-PRO-AAR-1000 and After Action Report/Improvement Plan, EP-ALL-FRM-AAR-1000, are completed within 60 days. *Attachment 3, – Sample AAR Form* shows an example of the After Action Review form.

2.11 Service Restoration

During significant events, there are different strategies that can be employed to efficiently utilize resources to ensure public safety and expedite the restoration of electric service to critical facilities and customers. The availability of several restoration strategies is necessary because a variety of factors, including: the severity of damage on the system, the geographic scope of the damage, the impact the event has on critical facilities and road accessibility and the need to utilize mutual aid crews, and influence the best way to respond to an emergency event. An overview of each of the general strategies is provided in *Section 2.11.3, Restoration Strategies*.

It is important to note that the restoration period begins at the point that the Incident Commander has declared it *safe to proceed* for field resources to begin work. Once it is declared safe to proceed, the Company transitions to the Emergency Period. During this stage, the Company focuses on addressing immediate Life-Threatening Situation (FPS 1) calls, Hindering Emergency Operations, Not Life-Threatening (FPS 2) calls, and high priority critical facilities. This period typically runs from the time the IC declares it safe to proceed to the issuance of the Global ETR.

A Global ETR is an overall estimate of the number of days required during a widespread outage event to restore 99% of all Eversource customers served. A Town ETR is an overall estimate of the number of days required to restore 99% of all Eversource customers served in a given town during a town-wide outage event. An Event ETR is an estimate of the time required to restore customers associated with a specific event or trouble spot. (See *Section 3.4.5, Estimated Times to Restoration and Restoration Projections.*)

2.11.1 Response and Restoration Priority Guidelines

Specific priorities and tactical objectives are guided by the availability of resources balanced with criticality, logistical factors, field conditions, and other exigencies of the event to optimize the overall response. There is no uniform rule regarding how to evaluate the priorities at any given moment because circumstances and priorities are constantly changing. A variety of factors and circumstances are considered when assigning work and may include, but are not limited to: the type and availability of necessary resources to make the repair, the proximity of available resources, the specific needs of the response (particularly as it relates to the need for specialized equipment), the potential consequences of delaying the restoration (that is, medical hardships or a sewage treatment plant with non-functional generator), the type and/or number of customers affected by the repair, and the time necessary to complete each specific restoration.

Depending on actual circumstances, Eversource's (Electric-CT) restoration response efforts may be prioritized along the following guidelines:

- Public Safety

  Life Safety – Fire, Police Standby (FPS) Calls follow a Priority Level System (PLS). FPS 1 calls are the highest response priority and are classified as an Immediate Life-Threatening Situation.

- Electric Infrastructure

  Clearing blocked roads of electrical hazards as defined in the Connecticut ESF-12 Make Safe Protocol for Clearing Blocked Roads, designated as FPS 2 calls (Hindering Emergency Operations, Not Life Threatening). Partially blocked roads are designated as FPS 3 calls (Electrical Hazard, Not Life Threatening).

- Critical Infrastructure

  There are 16 Critical Infrastructure Sectors according to the Cybersecurity & Infrastructure Security Agency (Critical Infrastructure Sectors | CISA). Eversource, through the use of the ICS, is able to communicate with all stakeholders through the Liaison Officer and Regulatory Officer channels of communication, for the purposes of escalating and communicating emergent priorities to the Operations Section Chief and Incident Commander. Any emergent stakeholder priorities will be considered in the overall restoration and in line with the response and restoration priority guidelines. Because of the wide scope of critical infrastructure that may be impacted by power interruptions, critical facilities (a more specific subset of critical infrastructure) are prioritized due to their immediate benefit to life safety and public emergency operations.

  Critical facilities are defined in the Connecticut ESF-12 Annex, as follows:

  - **Critical Facility** – a building or structure where loss of utility services may interrupt functions considered essential for the delivery of vital services and the life safety of the community. They usually include emergency response facilities (fire, police, rescue, emergency operations centers), hospitals, licensed convalescent homes, facilities designated as emergency shelters, water supply and waste water treatment as provided by the CT Department of Health (DPH) and Department of Energy and Environmental Protection (DEEP), communications facilities (E911 and Public Safety Answering Points), and any other assets pre-identified or identified at the time of the emergency as needed to be of critical importance for the protection of the health and safety of the population.
  - **Other Utilities' Critical Infrastructure** – a list of specific facilities identified by other utilities (gas, water, telecommunications, and similar), maintained by the Utility Liaison (see *Section 3.10.2d*, *Utility Liaison)*, and updated annually.
  - (PURA Docket No. 17-12-03RE08, Order 19)

  Restoration of transmission lines, substations, and circuit backbones may be required before some critical facilities can be restored.

- Transmission and Substations

  During events that include damage to the Transmission system, the IC activates the Transmission Section to address damage and restoration to the Transmission system.

- Circuit Backbones

  Transmission system lines and substations and the re-energizing of distribution circuit backbone lines that are the main source of power to reach the distribution line lateral feeders.

- Lateral Feeders

  Largest number of customers per resource.

- Transformers/Secondary Circuits

  The restoration of localized secondary voltage lines serving a limited number or small number of customers.

- Individual Services

  Restoration of service to individual customers.

The IC balances the use of available resources with the impact based on the foregoing priorities to optimize the overall response. There is no steadfast rule regarding how to evaluate the priorities at any given moment because circumstances are constantly changing, which require time-specific resource allocation. The IC must take into consideration a variety of factors, in addition to the priority of the underlying affected customers, when assigning work using an event-based restoration strategy. These factors and exigent circumstances can include, but are not limited to the:

- Type of work necessary to address the event and the type of resources available
- Proximity of available crews
- Specific needs of the response, particularly as it relates to the need for specialized equipment
- Potential consequences of delaying the restoration (such as medical hardships or an out-of-service sewage treatment plant)
- Time necessary to restore the customer

2.11.2 Decentralization

a. Local - Enhanced Operations Event

In Enhanced Operations, the Vice President or Director of the System Operations is likely to assume the role of IC. Decentralizing the response from the SOC would not be necessary if the impacts are not anticipated to rise to the complexity of a full IMT activation. The IC may partially activate the IMT during centralized Enhanced Operations or at an Event Level 5, delegating the proportionate amount of authority to maintain span of control and oversight over the emergency event. In general, the IC directs the response from the SOC, which acts as the effective ICP. In an expanding Level 5 Event, the ICC will be activated for the IMT.

b. Regional Event

If an event is forecast to or expands to involve several locations within a single Region, the Regional EOC would activate and staff several Restoration Management Teams (RMT). Each RMT includes an Operations Coordinator, a System Operator/Authorized Person, and an Outage Management System (OMS) Modeler. The SOC transfers Controllership to one or more RMTs within the Regional EOC. The Operations Branch Director coordinates restoration activities among all the RMTs activated within their region. Planning and Logistics support is provided by the Regional Planning and Logistics Branch Directors in coordination with the ICC staff. The SOC or the ICC acts as the ICP for a Regional Event.

c. State-Wide Event

If the event expands to or involves multiple areas across several or all Regions where additional resources are needed, the ICC is used as the ICP with a full activation of the IMT. At the Regional level, additional RMTs may be activated. The SOC transfers controllership to each RMT, coordinated through the Operations Section Chief and Regional Operations Branch Director. Each additional RMT interfaces with Planning, Logistics, and Community Liaison support within the regional EOC Planning and Logistics personnel.

2.11.3 Restoration Strategies

Different types of events necessitate strategies that are designed to optimize the use of resources to manage the impact and duration of the event. The development and utilization of multiple strategies is recognition of the fact that no two events are the same, providing the flexibility to adapt the response to meet the objectives of the particular event. Due to the size and diversity of the service territory, one or more of the following strategies can be employed in parallel during an event to maximize the event response and utilization of available resources. The IC decides on the strategy to use by relying on information provided by the Planning and Operations Section Chiefs based on the predicated amount of damage on the system and the available resources, focusing on optimizing the use of resources and minimizing the impact of the event on customers.

a. Event-based Strategy

Outage event-based restoration is most frequently applied during smaller to medium emergency events (Level 5 and 4, or during the final stages of restoration in Level 3 or above), where the number of events is modest and manageable. It may also be useful during larger events where there is not a significant amount of physical damage experienced by the system (such as localized lightning events). It is also useful before and while an initial damage assessment is being undertaken.

The event-based strategy relies on addressing specific events in a prioritized manner. Under this strategy, routine, day-to-day restoration processes used to predict, locate, and repair faulty equipment or line sections are used. The OMS facilitates the prioritizing of events in a variety of ways.

An event-based restoration strategy is very effective when the physical damage is not substantial and when the number of trouble orders allows efficient prioritization. The effectiveness of this type of restoration strategy, however, can be diminished when the physical damage is substantial in a specific geographic area, because the time necessary to restore a specific event is not easily incorporated into the analysis that prioritizes and assigns work. Consequently, during significant events where there is widespread damage resulting in a higher number of events with physical damage, a circuit-based or area-based (addressing events as a group in the same geographic area) restoration strategy can be more appropriate to optimize the restoration effort.

b. Circuit-Based Strategy

Circuit-based restoration is most frequently applied during very large emergency events (Levels 1 and 2) where the number of events is significant and the damage is widespread and extensive. The magnitude and breadth of damage realized by these types of emergency events (such as tornadoes, tropical storms, ice storms, and hurricanes), requires rebuilding entire circuits or portions of circuits, making other restoration strategies usually less efficient.

A circuit-based restoration strategy can also be appropriate where there are a significant number of breaker lockouts that make an area based strategy less effective.

A circuit-based restoration strategy may focus on restoring a prioritized set of circuits. This approach can rely on a pre-established prioritization, taking into account the Priority Guidelines (see *Section 2.11.1, Response and Restoration Priority Guidelines*). Moreover, a circuit-based restoration strategy is flexible and can focus on restoring circuit backbones initially and then switch to restore all laterals and service interruptions. Coordination between Transmission and Distribution Planning branches takes place as required to develop an integrated sequence of circuits to restore.

Under this strategy, using the information captured in OMS, events are grouped by circuit and assigned based upon their pre-established priority. A team lead is assigned responsibility for all events for that circuit. Typically, restoration begins at the substation and restoration is accomplished section by section. This local control allows the team leader to direct multiple resource types, including damage assessors, first responders, and line crews.

It is important to note, during a circuit-based restoration, control responsibility for Occupational Safety and Hazard Administration (OSHA) lock-out/tag-out procedures and subsequent restoration efforts are most often shifted to a qualified switching director. This expedites the work process by eliminating the potential delay that can occur by having all lock-out/tag-out procedures coordinated by the SOC.

c. Hybrid Strategy

Hybrid restoration strategy is most frequently applied during medium to larger emergency events (Level 3 and greater) where the number of events is significant and therefore less manageable on a discrete basis. It is useful during larger events where there is a significant amount of physical damage experienced on the system. It incorporates a combination of both Event-based and Circuit-based strategies in the same geographic area.

This type of restoration strategy capitalizes on directing multiple resource types, including damage assessors, first responders, and line crews under one authority, thereby, optimizing their efforts and reducing the overall duration of the emergency event.

2.11.4 External Resource Acquisition

Based on the resource needs and availability assessment conducted by the Planning Section Chief, the IC determines the external resources required for responding to an emergency event and coordinates acquisition with the Resource Section Chief.

a. External Resource Strategy

To ensure that sufficient resources are available to respond to an emergency event, the Company has established agreements in advance for providing key resources. Resources are typically secured in a manner that attempts to provide for the quickest response or most efficient use of the resource, such as local contractors or neighboring utilities. In addition, a primary source for additional trained resources is the affiliated Eversource operating companies. For Level 4 and higher events, allocation and assignment of resources are made so that all communities requesting the assignment of resources consistent with PURA's April 28, 2021 Decision in Docket No. 20-08-03 are accommodated, with one Make Safe crew and Public Safety Specialist within 12 hours of the passing of the storm[1]. Additional resources may be secured through contractors, NAMAG/RMAG, or a combination of both. Requests take into account travel times from remote sources, so as to ensure sufficient resources to effect response and restoration activities rapidly and efficiently.

[1] The term Make Safe is applied consistent with the definition established by the ESF-12 Make Safe Protocol for Clearing Blocked Roads. The Public Safety Specialist is deployed for the purpose of pairing with municipal personnel to assess and identify priorities.

b. Contractor Crews

The IC is responsible for authorizing the hiring of external contractor crews to assist in the restoration efforts.

- Line Resources - When additional line crews are required, alliance partners under contract are contacted by the Incident Command Logistics Section to supply personnel for emergency restoration work. The Logistics Section Chief coordinates the activation, allotment, and release of contract line crews as directed by the IC. The Logistics Resource Acquisition Branch Director or their designee acquires contract line crews for areas requiring assistance. Contract crews perform electrical equipment and overhead line repair and restoration services under the direction of the Operations Section according to the IAP.
- Vegetation Management Resources - When vegetation management crews are needed, alliance partners under contract are acquired to supply personnel and equipment for emergency restoration work. Contract crews perform tree and limb cutting and clearing services under the direction of the Operations Section consistent with the IAP.
- Other Contracted Resources - The Incident Command Logistics Section may secure additional restoration support personnel, such as Damage Assessment Patrollers, Wire Guards, Service Crews, and others as needed. The Logistics Section Chief coordinates the activation, allotment, and release of these contracted resources as directed by the IC.
- Contractor Time Sheets – The External Resource Field Coordinators and Crew Guides are responsible to distribute time sheets to contract crews and verify, collect, and sign the completed sheets daily. Completed and signed time sheets are emailed to Resource Acquisition. See *Attachment 4– Eversource Contractor Daily Time Sheet* for a sample time sheet.

c. Mutual Assistance

When the scope of the event and number of power outages require additional assistance to restore customers in a timely manner, the Operations Section Chief requests mutual aid crews through the Eversource Resource Support Group (ERSG), an integral component of the ECT. If the ECT is not activated, the IC contacts the Director, Emergency Preparedness.

Eversource participates and maintains membership in the EEI Mutual Assistance Program. The Eversource Emergency Preparedness organization develops and maintains contacts with other utilities, using the EEI Mutual Assistance Program to ensure the Company's ability to obtain assistance during severe outage conditions.

The EEI Mutual Assistance Roster for Distribution and Transmission allows for the exchange of overhead and tree crews among participating companies during storm emergencies. Utilities that participate in this program are able to provide field crew assistance, based on their own emergency status, to other participating utilities that request aid in repairing electric systems to restore customers through the RMAG. Mutual aid crews perform electrical equipment and line repair and restoration services under the direction of the Operations Section.

The IMT Resource Section coordinates the acquisition and release of all resources with the ECT, when the ERSG is activated and is responsible for the on-boarding process to accept resources into the Electric System response organization.

2.11.5 Event Contraction, Re-Centralization, and Demobilization

When restoration efforts have reduced power outages to manageable levels, the IMT organizations begin to contract. When restoration efforts are complete, work crews are released to their normal organizations and the ICS structure is scaled down in an effort to demobilize the response to the emergency event. In addition, subsequent to the emergency, all equipment and unused materials are returned to their proper locations, ready for future use.

Re-centralization is defined as the transfer of the system control function back to the SOC from each RMT. The decision to re-centralize is made by the IC.

As restoration is accomplished in one area, resources are reassigned to areas that still require additional assistance. Continued restoration activities result in a gradual demobilization of personnel and equipment.

When restoration efforts have reduced power outages across the Electric System to manageable levels, the following actions typically occur:

- Mutual Aid crews are released
- Contract crews are released
- Eversource affiliated crews are released
- Support personnel are released
- Regional/Area Work Center Level responses are scaled back

When multiple Eversource operating companies are impacted by the release of Mutual Aid and Contract crews, such release is coordinated through the ECT and ERSG. When restoration efforts are complete, the following actions occur:

- The IC determines that an emergency event no longer exists that warrants the utilization of an ICS structure
- Dispatch functions are re-centralized to the SOC
- Personnel are released to their normal work locations/functions
- The Regional EOCs are closed and the ICC is closed

2.11.6 Restore System to Normal Configuration

Once an emergency response has been demobilized, System Operations ensures that the system is placed in its normal operating configuration, thereby ensuring the level of reliability that the Company ordinarily maintains. This requires validating the status of automatic devices that control the transmission and distribution systems. If there are temporary repairs requiring modifications to operating procedures, these locations are properly noted on the controlling operating documentation. In addition, the work necessary to make permanent repairs is referred to the proper department(s) for completion.

2.12 Gas and Electric Distribution System Interdependencies

During the heating season, interdependencies between gas and electric distribution systems have the potential to impact gas distribution systems during electric supply deficiency events (such as, electric load shed, electric feeder rotation, rolling blackouts, and so on) and any event with widespread electric system damages. These impacts could result in customer outages on gas distribution systems. Planning, analysis, and coordination mechanisms are used prior to and during any potential or actual event in an effort to mitigate potential risks to the gas distribution system. The concepts of operations for the Gas Business in these situations are described in the *Eversource Gas Operations Emergency Response Plan*.

A list of the infrastructure critical to the operation of the gas distribution system is also included in the *Gas Operations Emergency Response Plan* as *Attachment 13, Gas Operations Critical Infrastructure*.

(See *Section 6, Communications* and the *Public Information (Communications & Media) Annex* for a threat specific communication plan (that is, Load Shed and Feeder Rotation)

(PURA Docket No. 17-12-03RE08, Order 18)

2.13 Cyber Security Disruption Response

Eversource Cyber Security maintains the Cyber Security Plan. The Cyber Security Plan contemplates emergency preparedness and response policies and procedures for responding to cyber events that disrupt critical Eversource business processes or customers' service. Due to the sensitive nature of the contents in the Cyber Security Plan, this plan is maintained and protected as a secured, separate file. Eversource Cyber Security is notified at the earliest recognition of an event involving actual or potential Cyber Security issues. (PURA Docket No. 17-12-03RE08, Order 20)

3. ORGANIZATION AND ASSIGNMENT OF RESPONSIBILITIES

3.1 General Overview

This ERP is not in applicable at all times and does not govern routine outages that occur from day to day on the Electric System due to equipment damage, minor or localized weather events, or other causes. The ERP is triggered where there is or may be an Emergency Event in which widespread outages occur on the Electric System due to storms or other causes beyond the control of Eversource.

The Event Levels, described in *Table 1 - Event Level Matrix Crew Requirements* and *Table 2 - Event Level Matrix Full Time Employee/Equivalent Requirements* establish the general characteristics and/or impact typically associated with each restoration event and the estimated resources required based on identification of: (1) the number of damage locations typically experienced, (2) the expected duration of restoration efforts, and (3) the number of customers expected to experience an outage.

3.2 IMT Organization and Responsibilities

When the ERP is activated, the Company implements the IMT organizational structure and follows ICS guidelines. The IMT is intended to provide an organized structure that facilitates the safe and reasonably prompt restoration of power or recovery from the hazard, accompanied by a flow of information that both advances the restoration process and allows for constructive communications with government officials and with customers.

The fully activated IMT structure expanded Incident Command, including reporting relationships and locations, is show in Figure 3 below. Descriptions of the Command Staff and General Staff roles follow.

Figure 3 – Eversource IMT Organization Chart

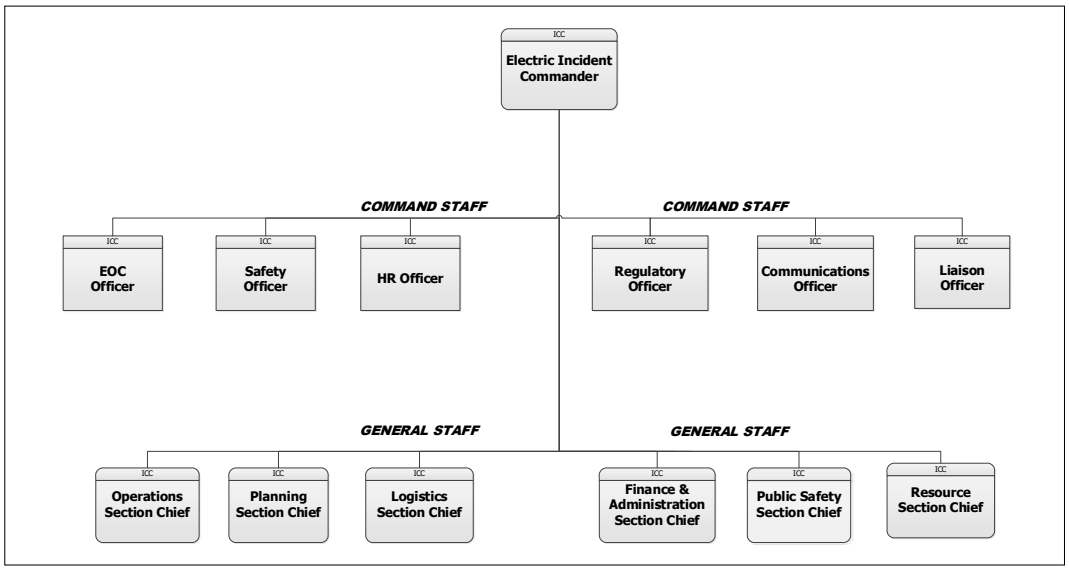

3.2.1 Command Staff Positions

a. Incident Commander

The IC is responsible for the overall management of an emergency event or incident and for establishing an Incident Management Team. Authority for the performance and direction of emergency actions is delegated to the IC by the President of the Company. Pursuant to this delegation, the IC has the authority to manage the overall emergency response for a specific geographic area and is expected to provide periodic updates to the President or Senior Leader of the respective organization. Ensures adequate and effective coordination among all functional areas involved in an event response. All members of both the Command Staff (Safety Officer, Human Resources Officer, Communications Officer, Liaison Officer, Regulatory Officer, Deputy Incident Commander, and EP Specialist) and General Staff (Operations, Planning, Logistics, and Finance and Administration Section Chiefs) report to the IC.

Responsibilities of the IC include, but are not limited to:

- Establish the Event Level and adjust the IMT staffing (ICC, EOCs, and RMTs) as needed
- Support the development of the strategic objectives and provide centralized and coordinated leadership of the overall emergency restoration/recovery processes
- Collaborate with the Command and General Staff to establish the objectives and priorities for each Operational Period
- Review external resources/resource support plans
- Verify the implementation of Operational Periods and shift schedules
- Declare when it is safe to begin restoration, which denotes the beginning of the Emergency Period
- Verify that the safety and health of all Eversource employees, contractors, and the public are incorporated into every aspect and decision pertaining to the restoration efforts
- Review restoration/recovery progress
- Periodically brief the Company President or Senior Leader on restoration/recovery status and progress
- Maintain communications with the IMT to ensure they understand current and future planned actions, strategies, and tactics
- Oversee the activities being performed for the addition of resources, redeployment of resources, the release of resources for redeployment, and the preparation of an overall demobilization plan
- Lead IMT Command and General Staff meetings and conference calls
- Review and assess all Situation Reports and pass information on to the Command and General Staff and the President when necessary
- Ensure the Planning Section develops an IAP for the next Operational Period; review and approve the IAP
- Collaborate with the Communications Officer to review and approve key communications and messaging
- Receive policy input from the Company President and delegate responsibility and authority to members of the Command and General Staffs
- Review and approve the IMT Demobilization Plan

To ensure adequate and effective coordination among all functional areas involved in the event response, all members of the Command and General Staffs or their designees, should participate in periodic planning meetings and conference calls.

b. Emergency Preparedness Specialist

The EP Specialist maintains situational awareness of potential threats to system infrastructure, including weather. The EP Specialist is responsible for coordinating the ICC opening and closing; providing status reports and updates to the IC; and supporting the Incident Commander and other lead roles within the IMT with advisory support to ensure the IMT is activated and actions executed are consistent with ERP requirements.

General EP Specialist responsibilities include:

- Schedule and facilitate the Incident Command Meetings
- Ensure that the IAP has been documented
- Monitor, track, and evaluate weather conditions and provide updates on statewide conditions
- Assist the Incident Commander with situational reports and data as requested
- Ensure restoration process is consistent with the ERP
- With the Regulatory and Liaison Officers, initiate reports/communications to state, municipal, and regulatory agencies consistent with the ERP
- Ensure lines of communication are open between phone and third party attachment companies

c. Communications Officer

The Communications Officer (in cooperation with the Liaison Officer and Regulatory Officer) is responsible for all internal and external communications during an emergency event, including communication with the public, customers, the media, the customer care center, executive leadership, and employees. The Communications Officer is responsible for unity of messaging and communications processes to ensure the messages are timely and accurate across all channels of delivery. As a member of the Command Staff, the Communications Officer ensures all communications are in alignment with the IAP and approved by the IC. See *Section 3.9.2, Communications Team Roles and Responsibilities* for details.

d. Liaison Officer

The Liaison Officer is responsible for the coordination and communications with the Company's external agencies and stakeholders (that is, local and private agencies with an informational or contributing interest in the emergency response effort). The Liaison Officer ensures bi-directional communication flow with these agencies through a network of various liaisons. Communications are closely coordinated with the IC, Communications Officer, and Regulatory Officer. See *Section 3.10.2, Liaison Officer and Staff Roles and Responsibilities* for details.

e. Regulatory Officer

The Regulatory Officer is responsible for the coordination and communications with the Company's state regulatory agencies and stakeholders. The Regulatory Officer ensures bi-directional communication flow with these agencies through a network of various liaisons. Communications are closely coordinated with the IC, Communications Officer, and Liaison Officer. See *Section 3.11.2, Regulatory Officer and Staff Roles and Responsibilities* for details.

f. Human Resource Officer

The Human Resource (HR) Officer provides support and advises the Incident Commander on contractual and policy obligations regarding represented and non-represented employees. The HR Officer serves as the primary resource to field questions regarding concerns on staffing functions, compensation, labor relations (collective bargaining agreements), and personnel issues. The HR Officer is responsible for ensuring adequate support services for employees, including direction regarding: payroll, family benefit issues, and employee assistance programs for related concerns. General responsibilities include:

- After activation of the IMT, activate subordinate staff, as needed.
- Interpret the Company's policies and procedures and provide advice and guidance to the IC.
- Ensure that the IC is aware of any potential high-risk employee issues.
- Coordinate with employees and their families regarding personnel issues related to the event.
- Coordinate briefings between Incident Command and union leadership, as needed.
- Monitor labor issues during events and keep union leadership apprised.
- Communicate with union leadership on demobilization activities.

g. Safety Officer

The Safety Officer is responsible for the overall safety and health of all personnel participating in an emergency event. The Safety Officer ensures necessary safety resources are available to support the emergency response/recovery efforts. Additionally, the Safety Officer reiterates responsibility to all response/recovery personnel to stop unsafe acts. The Safety Officer is responsible for ensuring the delivery of a safety orientation during the check-in process of all non-Eversource personnel. The Safety Officer is also responsible for proper documentation of safety activities and regulatory reporting.

Responsibilities of the Safety Officer include, but are not limited to:

- Provide regular reports and updates to Incident Commander.
- Assign Safety staff as needed.
- Ensure staffing level continues to be sufficient.
- Ensure safety briefings are completed per the IAP for all personnel.
- Notify the IC about any safety related incidents.
- Develop safety messages to be used during an event.
- Facilitate Site Safety Inspections as appropriate.
- Reiterate responsibility to all Eversource employees to stop unsafe acts if observed.
- Ensure prompt investigation and documentation following a Safety Incident or Near Miss.
- Support the Demobilization process.
- The Company holds Safety as its number one priority and follows strict adherence to applicable federal laws, regulations, industry best practices and standards. Pursuant to Section 5(a)(1) of the OSHA Act, employers must provide their employees with a workplace free from recognized hazards likely to cause death or serious physical harm
- Adhere to the Eversource EP Safety Annex.

h. Deputy Incident Commander (as required)

The Deputy IC is responsible for managing the General Staff; working with the Section Chiefs to implement the incident objectives defined by the IC; providing updates on incident status to the IC; informing the IC of situations that could materially affect the Company; and, if necessary, assuming the IC role. The Deputy IC could be assigned to oversee an EOC. When activated, the Deputy IC reports to the IC and has the following responsibilities:

- Notify the Incident Commander when all General Staff positions and roles are in place
- Assess current situation status and current incident activities with the IC
- Determine information needs and inform General Staff of requirements
- In the absence of the IC, perform all Mobilization/Initial Response duties expected of the IC
- Ensure event/incident safety
- Ensure parameters for resource requests and releases established by Incident Commander are followed
- Inform the Incident Commander of situations that could materially affect the Company
- Ensure the planning cycle is established early and adhered to daily
- Hold General Staff or Section meetings as necessary; periodically check progress on assigned tasks of General Staff and Section personnel
- Participate in Communications Calls
- Participate in Operations Calls
- Provide briefing to relief on current and unusual situations and expected actions during next operational period
- In the absence of the IC, perform all Sustained Operations duties expected of the Incident Commander
- Ensure that the General Staff participates in the preparation of the demobilization plan

3.2.2 General Staff Positions

The General Staff represents and is responsible for the key functional aspects of the incident command structure, organized into functional Sections. Each of the following Sections is led by a Section Chief, who serves as the key position responsible for that function: Operations, Planning, Logistics, and Finance/Administration. General guidelines related to General Staff key positions include:

- Members of the General Staff report directly to the Incident Commander. If a Section Chief position is not activated, the IC has responsibility for that function.
- Only one person is designated as Section Chief for each Section.
- Section Chiefs can exchange informal information with any person within the organization, however Task Assignment, Resource/Action Requests, and other formal communication takes place through the formal chain of command.

a. Operations Section Chief

The Operations Section Chief is responsible for developing the tactics for the restoration of the electrical system during an outage. The Operations Section Chief ensures that the electrical system is operated and restored in a safe, efficient manner in accordance with this ERP and the policies, procedures, and authorities listed or referenced herein. The Operations Section Chief directs and coordinates all restoration operations and ensures the safety of personnel under their supervision. See *Section 3.3.2, Operations Section Roles and Responsibilities* for details.

b. Planning Section Chief

The Planning Section Chief is responsible for providing situational awareness reports, leading the development and issuing of the IAP, ensuring that work is prioritized for the next incident period (typically the next day), leading the damage assessment process, conducting weather forecasting, resource tracking, and development of all global ETRs. The Planning Section Chief uses staff in each affected area to collect, analyze, and publish necessary data to support operations in each Regional EOC or RMT. See *Section 3.4.2, Planning Section Roles and Responsibilities* for details.

c. Logistics Section Chief

The Logistics Section Chief is responsible for services, resource acquisition, and support necessary to execute the IAP. In a major event, the Logistics section is composed of three branches:

- Logistics Services (Food & Lodging, Materials Logistics, Fleet Services, IT/Communications, Environmental, Security, Facilities, Staging Areas, Procurement, and Security)
- Resource Acquisition (Internal and External Acquisition (Line, Vegetation Management, Damage Assessment, Wire Guard crews, and so on) and External Resources Field Unit)
- Logistics Support

The Logistics Section Chief operates out of the ICC and ensures coordination with all branch directors throughout the duration of the preparation for, response to, and recovery from the event. See *Section 3.5.2, Logistics Section Roles and Responsibilities* for details.

d. Finance/Administration Section Chief

The Finance and Administration Section Chief is responsible for oversight and reporting of expenditures associated with response and recovery activities. Additionally, the Finance and Administration Section Chief is responsible for overseeing the unvouchered liability (UVL) entries for response activities.

When activated by the IC, the Finance and Administration Section Chief's responsibilities include:

- Track and report all financial aspects of emergency event
- Accumulate and analyze resource cost data to support restoration and recovery activities
- Provide periodic updates on the event's cost (current and projected) to the IMT
- Ensure compensation claims are being recorded and assembled
- Distribute company credit cards and petty cash as needed
- Track and analyze personnel time records for timeliness and accuracy
- Brief personnel on event-related financial issues needing attention or follow-up
- Support the development of the overall strategy for release of resources and the demobilization process

e. Public Safety Section Chief

The Public Safety Section Chief is responsible to assemble, prepare, and deploy resources to address hazards impacting communities caused by electrical equipment. The Public Safety Section Chief works closely with other members of the Command and General staffs, particularly the Liaison Officer, Planning Section Chief, and Operations Section Chief to ensure that public safety events are being mitigated in a safe and efficient manner. The Public Safety Section Chief ensures that the Public Safety Section is addressing the highest priorities, including:

- Immediate Life Threatening Situation Fire, Police Standby (FPS 1) calls
- Hindering Emergency Operations, Not Life Threatening (FPS 2) calls
- Electrical Hazard Not Life Threatening (FPS 3) calls
- The restoration of critical facilities in coordination and collaboration with the Operations Section

f. Resource Section Chief

The Resource Section Chief is responsible for coordinating with the ERSG on the acquisition of all external mutual aid resources and additional Eversource resources, and has overall responsibility for the recording and tracking of all internal and external resources that are part of the emergency response, including overseeing the use of the resource tracking database to ensure it is maintaining an accurate account of all resources and their locations, and shift schedules, as well as non-activated employees.

3.3 Operations Section

The Operations section is responsible for the tactical level execution of the IAP in accordance with the guidance and priorities established by the IC . The Operations section is comprised of the Management, Supervision, and Field workforce tasked with the primary responsibility of response and restoration tasks.

3.3.1 Operations Section Organizational Structure

The Operations Section Organizational Structure is scalable depending on the size and extent of an Emergency Event. The structure is based on the established Operating Regions within the CT operating area and is designed to leverage the existing management and supervision resources. Additionally, the structure allows for the efficient integration of additional management and field forces required for the response to a large scale event. Regardless of the size of the incident or the number of departments or organizations involved, a coordinated effort ensures an effective response with efficient, safe use of resources. An example of the organizational structure for the Operations section is provided in *Figure 4*.

Figure 4 – Example Operations Section IMT Structure

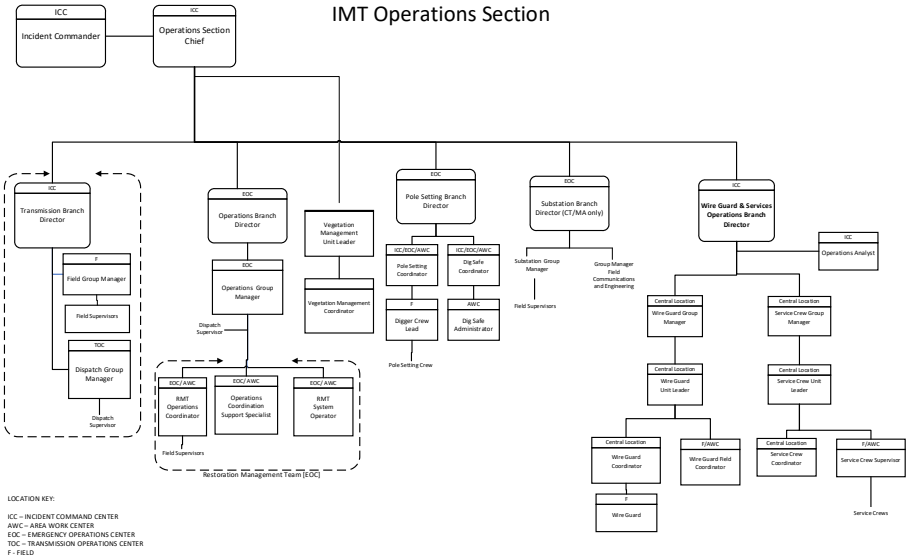

3.3.2 Operations Section Roles and Responsibilities

The basic functional areas of ICS (such as Operations or Logistics) may be expanded or contracted to meet requirements as an event progresses. Consistent with ICS principles, the IMT may be partially or fully implemented, in anticipation of a significant event or in response to an actual event. Selective implementation through the activation of one or more of the system's components allows maximum flexibility in meeting the unique operational requirements of the situation.

a. Operations Section Chief

Based in the ICC when activated and reporting to the IC, the Operations Section Chief is responsible for overseeing the conversion of the IAP's strategic goals into executable tactical plans that implement the Company's restoration priorities. The Operations Section Chief monitors the overall effectiveness of the field restoration activities to accomplish the stated IAP goals. The Operation Section Chief collects and disseminates information pertaining to the overall operational progress and direction among the Operations Section Branch Directors in the ICC and the Regional EOCs and closely collaborates with the Planning and Logistics Section Chiefs to ensure that the required resources are being effectively obtained, allotted, and appropriately cared for.

b. Operations Branch Director

Located in a Regional EOC and reporting to the Operations Section Chief, the Operations Branch Director oversees the overall readiness and operational capability of the Regional EOC, including coordination and communications with all functional areas that support the Regional EOC and other RMT locations. In partnership with the Community Liaison Unit, ensures that community priorities and critical care customer issues are being addressed.

c. Substation Branch Director

Based in the ICC or a Regional EOC and reporting to the Operations Section Chief, the Substation Branch Director has the overall responsibility to support the safe and reliable operation and restoration of the substations and communications equipment.

d. Operations Group Manager

The Operations Group Manager has direct management responsibilities and oversight of the Restoration Management Teams (RMTs) assigned to the EOC. The Operations Group Manager also manages (pre-activation, during activation, and post-activation) the overall readiness and operation of the assigned RMTs, including coordination and communications with the Community Liaison Unit. The Operations Group Manager is responsible for ensuring that all communications and restoration processes are being implemented as consistent with the ERP; ensures equipment is set up and operational; shift schedules for all RMT resources are developed; and the process is operating efficiently; ensures vegetation management issues are coordinated with RMTs; and in partnership with the Community Liaison Unit Leader, ensures that community priorities are being addressed and that the RMTs are coordinating and prioritizing with municipal restoration efforts accordingly.

e. RMT Operations Coordinator

Located in an RMT and reporting to the Operations Group Manager, the Operations Coordinator is responsible for implementing and overseeing the tactical restoration processes in coordination with field supervision. To accomplish this, the Operations Coordinator works closely with the Planning Branch Director, the Logistics Branch Director, and the Community Liaison Unit Leader to ensure the RMTs' restoration goals and objectives are met and that the restoration crews and the IMT organization's situational awareness is maintained up to date during the restoration process.

f. RMT System Operator

The System Operator prepares switching orders to support a restoration effort for a designated geographic area. As part of an RMT, they model the OMS to match the actual distribution system configuration related to switching evolutions, and enter and update information in the OMS, working closely with the Operations Coordinator and Operations Coordination Support Specialist. They prepare and issue switching orders and clearances unless controllership has been transferred to the field.

g. Operations Coordination Support Specialist

The Operations Coordination Support Specialist works collaboratively as part of the RMT with the Operations Coordinator and System Operator to identify call patterns in the OMS to validate and confirm outage locations. Using data modeling techniques, Operations Coordination Support Specialist determine what is happening on the system within their assigned zone and consolidate events in the OMS to accurately reflect conditions in the field. The Operations Coordination Support Specialist keeps the OMS up to date, including the model, ETRs and event status – enroute, ETA, onsite, or complete.

h. Vegetation Management Unit Leader

The Vegetation Management Unit Leader is responsible for management and coordination of the vegetation management crews in their assigned region, working closely with the RMTs to ensure safe and efficient clearing of downed branches and trees. The Vegetation Management Unit Leader oversees contractor personnel performing tree cutting and clearing during emergency conditions to aid line crews in the restoration of service to customers.

i. Pole Setting Branch Director

The Pole Setting Branch Director is responsible for overseeing the conversion of the IAP strategic goals into executable tactical plans that implement the company's restoration priorities. for the Pole Setting Crews to accomplish the stated IAP goals. The Pole Setting Branch Director collects and disseminates information pertaining to the overall operational progress and direction among the Pole Setting Coordinators, Dig Safe Coordinators, the IMT, and the RMT.

j. Pole Setting Coordinator

The Pole Setting Coordinator reviews and dispositions Pole RMT Operations Coordination Support Specialist, and Operations Coordinator on the RMT; communicates with Digger Crew Leads working in the field; and updates events in OMS with work progress and estimated times for completion. The Pole Setting Coordinator keeps the RMT up to date regarding Pole Setting work progress.

k. Dig Safe Coordinator

The Dig Safe Coordinator ensures that the Dig Safe Administrators and/or Utility Liaisons execute their specific duties and responsibilities consistent with the Pole Setting Service Plan; reviews Pole Setting related events; coordinates Dig Safe activities, including obtaining Dig Safe numbers for individual pole sets; and records information in OMS and the Pole Set Tracking Spreadsheet. The Dig Safe Coordinator works with Dig Safe representatives to answer any questions or clarify any operations.

l. Digger Crew Lead

The Digger Crew Lead coordinates the activities of the crews assigned to them. They communicate the restoration strategy to the crews and provide them with logistical details concerning food and lodging. They provide two-way communications regarding damage, resources, and materials needed to and from the Pole Setting Coordinator. Additionally, they contact the External Resource Field Unit Leader to locate ESOP-1000 APL (Authorized Persons List) qualified personnel for switching and tagging for assigned contractors.

m. Dig Safe Administrator

The Dig Safe Administrator reviews Pole Setting related events; coordinates Dig Safe activities, including obtaining Dig Safe numbers for individual pole sets; and records information in OMS and the Pole Set Tracking Spreadsheet. The Dig Safe Administrator works with Dig Safe representatives to answer any questions or clarify any operations.

n. Transmission Branch Director

The Transmission Branch Director coordinates and manages the damage assessment and restoration activities associated with the Transmission System during an emergency event. The Transmission Branch manages field restoration personnel including coordination and communication with the System Operator and the Operations Branch Directors.

o. Field Group Manager

The Field Group Manager coordinates and manages DA and field activities associated with repairs to the transmission system and

- ensures the safety of tactical operations
- exercises emergency authority to stop and prevent unsafe acts
- oversees repairs and restoration of transmission lines and equipment consistent with the work plan
- informs the Transmission Section Chief if additional resources are required
- coordinates with the applicable Dispatch Authority to perform the necessary switching and tagging and requirements
- ensures the appropriate and effective distribution of the Transmission restoration crews among the damage locations based on the estimated time to restore each line
- provides continual assessment of restoration progress and allocates resources as necessary

p. Dispatch Group Manager

The Dispatch Group Manager is responsible for ensuring that all transmission-related operations are implemented as described in procedures and other applicable documentation. The Dispatch Group Manager ensures the safety of tactical operations and exercises emergency authority to stop and prevent unsafe acts, ensures the necessary actions are implemented to achieve the IAP strategy and goals, and coordinates with the System Operators to perform the necessary switching and tagging and requirements.

q. Assistant Operations Section Chief

The Assistant Operations Section Chief manages and oversees the Wire Guard process by ensuring a Wire Guard is sent to stand by potential electrical hazards. Also manages and coordinates the deployment of Service Crews focused on the restoration of residential electrical services.

3.4 Planning Section

The Planning Section evaluates all available information and, working with other Incident Command functions, develops and publishes an IAP. The IAP sets forth, among other items, the objectives and deliverables for each operational period. The Planning Section incorporates the guiding principles set forth in this ERP into the development of the IAP to ensure that the needs and expectations of customers are met.

3.4.1 Planning Section Organizational Structure

The Planning Section is directed by the Planning Section Chief, who is a member of the General Staff. In a larger emergency event, there is a Planning Branch Director in each activated Regional EOC to coordinate with the Operations Branch Director, Logistics Branch Director, and any RMT Operations Coordinators. Independent of the scope of the emergency event, the Planning Section Chief has responsibility and accountability for all planning functions in preparation for and in response to an emergency event. To assist with these functions, the Planning Section Chief may activate additional job positions. An example of a Planning Section organization is provided in *Figure 5*.

Figure 5 – Example Planning Section IMT Structure

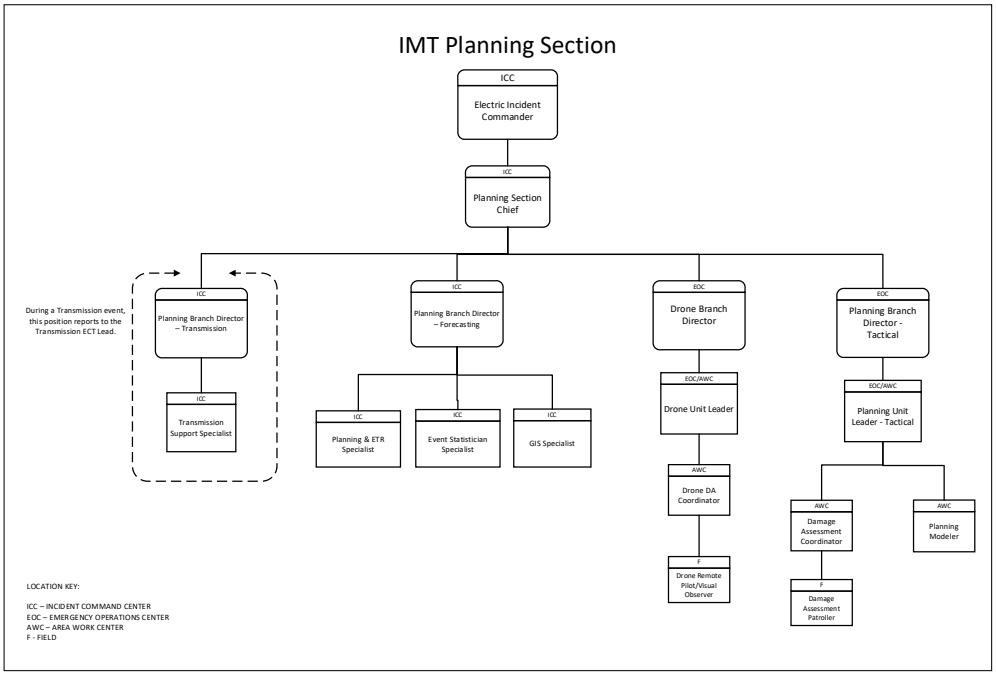

3.4.2 Planning Section Roles and Responsibilities

The Planning Section is responsible for maintaining, gathering, and disseminating information on the current and forecasted situation and the status of resources assigned to the incident, as well as preparing plans and maps

a. Planning Section Chief

The Planning Section Chief, in collaboration with the IC and other Command and General Staff personnel, is responsible for developing and recommending the overall restoration strategy, including ETRs based on current resources available, damage assessment data, and current and forecasted weather conditions. Oversees the execution of the damage assessment process and the development of situation and resource status information. Collaborates with the Operations and Logistics Section Chiefs to determine resource requirements, allots and tracks all emergency event resources once activated or checked in, and develops each operational period's IAP. Ensures the OMS ETRs and Global Restoration Messaging are maintained, up to date and accurate, and ensures reporting to regulators is completed as required.

b. Planning Branch Director – Forecasting

The Planning Branch Director – Forecasting oversees the collection, analysis, estimating and reporting of pre- and post-impact system data to provide situational awareness to the Planning Section Chief, IC, and other members of the IMT. The Planning Branch Director – Forecasting is responsible for ensuring the timely updating of models and dashboards and for analyzing, determining, and maintaining the current ETR for the overall state, regions, RMTs, and towns in the IMT's area of responsibility. Along with determining ETRs, the Planning Branch Director – Forecasting collaborates with the Planning Branch Director – Tactical on priorities and with the Communications Officer to develop and publish the Global Restoration Messages, once they are approved.

c. Planning Branch Director – Tactical

The Planning Branch Director – Tactical is responsible for overseeing the Region's Rapid and Detailed damage assessment (DA) processes once the Incident Commander has declared it safe to proceed with DA and the restoration process. The Planning Branch Director – Tactical verifies and collaborates with the Operations Branch Director to ensure that the resources that have been allotted are distributed appropriately among the RMTs and develops high level tactical plans to be implemented. As the restoration event nears completion, is responsible for developing a strategy for releasing external resources, internal resources, and support staff, in the most efficient and cost effective manner.

d. Drone Branch Director

The Drone Branch Director ensures that the positions within the Drone Branch execute their specific duties and responsibilities, consistent with TD450, Eversource Drone Protocol, 0_DRONE-ERP-05_ERP: Drone Patrol Guidelines, and all FAA requirements. The Drone Branch Director is needed for any declared major storm. If there are multiple Drone Units, or if other drone units are created (for example, as part of Eversource's Media team), the Drone Branch Director assumes responsibility for those as well.

e. Drone Unit Leader

The Drone Unit Leader (UL) is responsible to ensure that all drone coordinators have a clear understanding of patrols needed and that clear communication of issues and/or conflicts are addressed effectively. The Drone UL assigns and communicates regularly with the Drone DA Coordinators and ensures all activities assigned to the Coordinators are completed in a safe and effective manner. The Drone UL assumes the role of Drone Branch Director if no Drone Branch Director is assigned for the event and can act as Drone Coordinator and/or VO, depending on the magnitude of damage from the event.

f. Drone Remote Pilot/Visual Observer

The Drone Remote Pilot/Visual Observer (RPIC/VO) works in a team of two to assist the Damage Assessment Patroller responsible for conducting DA patrols during emergency events. The RPIC is an approved contractor or trained Eversource Drone Pilot. The VO is responsible for checking for nearby aircraft and assisting the RPIC with specific tasks, as needed.

g. Drone DA Coordinator

The Drone Damage Assessment (DA) Coordinator is responsible for reviewing the damage assessments for crews within the three states and creating reports to send to Operations. Additionally, they assign and communicate regularly with the Drone RPIC/VO in the field, and ensure the video and pictures are reviewed and detailed damage information is entered in OMS, or that similar software is updated with DA details. Provides status updates to the Drone Planning Unit Leader and can act as a VO in the field, if needed and qualified. Incident Action Plan

The Planning Section Chief ensures the IAP is completed and regularly updated by gathering input from appropriate organizations including the IC and Command and General Staff throughout the entire incident.

Emergency incidents vary in type, complexity, size, and requirements for detailed and written plans. In an initial response for an incident that is readily controlled, a written plan might not be necessary. Larger, more complex incidents require that a formal, documented IAP is developed to coordinate activities. The level of detail required in an IAP also varies according to the size and complexity of the response.

For incidents in which an IAP is prepared, the Plan must be accurate and capture the information generated during the planning process. Coordination with the Logistics Section is required to ensure the Plan can be executed. The Plan is prepared and distributed prior to the Operations briefing and a revised Plan is prepared for each Operational Period. An IAP should consider the strategic, operational, and intangible elements of the incident and include coordination with internal stakeholders. The Planning Section establishes and publishes the IAP that generally:

- Identifies the Operational Period
- Defines goals for the Operational Period
- Identifies personnel in key IMT positions
- Describes weather conditions and forecasts – taking into consideration the impacts that current or future weather could have on the response to the event
- Communicates a timely and relevant Safety Message to all resources in the Electric Service territory, as provided by the Safety Officer or their designee

3.4.3 Damage Assessment & Situational Awareness

During the response to a significant emergency event, damage assessment is a critical component that drives important response actions, including acquiring mutual aid resources; procuring additional material supplies; generating ETRs; and identifying an effective restoration strategy. The Damage Assessment process begins only once the Incident Commander has declared it safe to proceed.

Fundamentally, damage assessment is a core component of the Planning function, and, in conjunction with other relevant information, is used to develop an IAP that is executed by the various functions, including Operations, engaged in the storm response. Specifically, damage assessment determines, among other things, the number and locations of blocked roads; the amount of physical damage caused by an event; including the number and locations of broken poles; the number and locations of damaged transformers and oil spills; the number and locations of wires down; and the number and locations of tree and tree limb damage. This information is critical in developing an IAP and deciding to acquire mutual aid or deploy additional support personnel. Furthermore, this information is helpful to inform the Logistics Section of potential needs (such as, materials and equipment) and to drive specific emergency response processes (for example, *wires down*).

Damage Assessment Patrollers are used to assess the condition of the distribution system to identify possible hazards and equipment damage. Damage information is communicated from the field in the most efficient and effective manner using electronic means, if available, or paper assessment forms.

The damage assessment process uses three types of damage assessments:

- **Rapid Survey** - This assessment utilizes a representative sampling of pre-selected circuits on the Distribution System, following a major emergency event, which can be extrapolated to provide an overall magnitude of damage, including an approximation of the number of events, broken poles, sections of wire down, and damaged oil filled equipment.
- **Detailed Survey** - There are two methods of performing the comprehensive survey as determined by the strategy developed by the Planning Section Chief:
  - **Circuit Based** - This is an assessment of an entire circuit where multiple events have been reported to determine the extent of damage and to confirm the actual number of events.
  - **Event Based** - This is an assessment of events at reported locations to determine the extent of damage.
- **Post-Event Survey -** This assessment is performed after-restoration but prior to releasing resources and is intended to identify any remaining work to restore the system to its normal configuration. It also includes the identification and documentation of any remaining Electric System debris or other hazards that require attention and services where temporary repairs were made to restore power.

3.4.4 Work Estimating and Prioritization

The Planning Branch Director - Forecasting uses information that is provided by the Damage Assessment teams to estimate the amount of work that is necessary to restore service to customers. This is done by allocating proxy man hour requirements to each trouble order that is evaluated by the damage assessment process. This information is aggregated to determine the overall resource requirement to restore service to customers. This information helps determine the global ETR and also whether additional resources are required to support the restoration process.

In addition, trouble orders are prioritized based on pre-established priority guidelines, which help guide the order in which trouble orders and circuits are responded to and restored. This information is presented to Operations personnel to guide their allocation of emergency response resources.

3.4.5 Estimated Times to Restoration and Restoration Projections

Estimated Time to Restoration is a critical piece of information throughout the course of an emergency event. Eversource uses algorithms based on available objective and observational inputs to develop Global and/or Town ETRs. Early in an event, data is less available than in the later stages, thus, as the restoration progresses, more accurate estimates may be derived. Regional Planning Branch Directors work closely with the Regional Operations Branch Directors to relay important information necessary to maximize the accuracy of ETRs reported to customers and are strategically placed in the EOCs to relay important information necessary to maximize accuracy.

- A Global ETR is an overall estimate of the number of days required during a widespread outage event to restore 99% of all Eversource customers served.
- A Town ETR is an overall estimate of the number of days required to restore 99% of all Eversource customers served in a given town during a town-wide outage event.
- An Event ETR is an estimate of the time required to restore customers associated with a specific event or trouble spot.

a. ETR Development

Early in the process, the Planning Section Chief oversees the development of a planning estimate that is used to guide the Logistics team in securing resources, determining the maximum number of travel days; and determining the number of mutual aid crews needed.

Once the storm has passed and the number of customers interrupted has peaked, the Planning Section develops restoration projections based on:

- The number of trouble locations
- The relative geographic scope of those locations
- The condition of the transmission system
- The number of circuit breakers and reclosers affected
- The number of service-related trouble spots

Trouble locations involving breakers, reclosers, and other interrupting devices may have a multiplying effect on the restoration projection calculations, because these typically have additional trouble locations nested downstream. The number of service-related trouble spots also has an effect on the type of crews needed.

Varying types of damage are also considered in determining the restoration projection and time to restore each trouble spot. Lightning, wind, ice, make-safe issues, and transmission involvement all have an effect on and are considered in the calculations. Another important parameter is the number of crews that are confirmed to be available, working in conjunction with the Logistics Section Chief.

Considering all these parameters together helps the Company develop reasonably accurate global ETRs. Restoration projections are intended to be estimates that provide a guide for restoration planning and communications with stakeholders. The OMS System is used to create and manage both Global and Town level ETRs.

Event specific ETRs are the responsibility of the Operations Section Chief and RMT Operations Coordinator and are normally created when crews are dispatched to the associated work location.

b. ETR Monitoring

The Planning Section Chief continuously gathers data, monitors conditions, and recalculates the global ETRs to achieve the best possible accuracy.

c. Communication of ETRs

Global ETRs are approved by the IC, in consultation with the President, prior to publication. The OMS System is used to create and manage Global level messages and Town level messages and projections. The system also has the ability to view the status of Event level messages and projections; event level messages are created and managed through the OMS.

For event specific ETRs, customers receive the message and projection that is available at the most detailed level. The same information is provided to the customer from the Integrated Voice Response (IVR) system, company website, and Customer Care Center representatives, according to the customer's preferred channel (any combination of voice, email, and text messaging the customer chooses). If there is an event-level message and projection, the customer is provided with this ETR. If an event-level message and projection are not available, then the customer receives the Town message and projection. Lastly, if neither the Event Level nor Town level ETR is available, the customer receives the Global level ETR message.

ETR Messaging is dependent upon whether Eversource is operating in a Blue Sky, Gray Sky, or Black Sky mode:

1) Blue Sky Messaging
- An initial message with an ETR is sent to the customer's channel of choice 15 minutes after the customer reports the outage
- If the ETR that was initially sent is changed by +/- 45 minutes, the customer is notified of the updated ETR
- When the outage is closed in OMS, a notification is sent to the customer, indicating that their power should have been restored
- There is no Global message during Blue Sky operation

2) Gray Sky Messaging
- An initial message (without an ETR) is sent to the customer's channel of choice 30 minutes after the customer reports the outage, indicating that Eversource is aware of their outage and will provide more information when it becomes available
- When crews are on-site and provide a High Confidence ETR, the ETR is communicated to the customer
- When the event is updated in OMS with an ETR marked G (Global), the customer is sent a Global ETR message, including a description of what Global means
- When the outage is closed in OMS, a notification is sent to the customer, indicating that their power should have been restored

3) Black Sky Messaging
- An initial message (without an ETR) is sent to the customer's channel of choice 60 minutes after the customer reports the outage, indicating that Eversource is aware of their outage and is experiencing a high volume of outage in the customer's area
- The customer is sent a Global ETR message when the event ETR is marked as G in OMS, including a description of what Global means
- No ETR update or power restored notifications are sent to the customer

3.5 Logistics Section

The Logistics Section, led by the Logistics Section Chief, supports and coordinates with other Command Staff and the IC to ensure that all organizations responding to an event are adequately supported.

During a significant event, the Logistics Section is responsible for a variety of tasks, including, but not limited to:

- Establishing and maintaining Satellite locations and Staging Areas
- Supplying and replenishing necessary materials
- Feeding, lodging, and ensuring the welfare of Company and restoration personnel
- Fueling and maintaining vehicles and equipment
- Supplying vehicles and specialty equipment needed to support the restoration
- IT and Communications support services

3.5.1 Logistics Section Structure

The Logistics Section is directed by the Logistics Section Chief who is a member of the General Staff and reports directly to the IC. In a major event, the Logistics section is composed of three branches:

- Services (Food & Lodging, Materials Logistics, Fleet Services, IT/Telecommunications, Staging Areas, Property Management, Security, Environmental, Procurement)
- Support (on-site coordination at the Regional EOCs and designated AWCs/Satellites, as appropriate)

The Logistics Section Chief operates out of the ICC and ensures coordination with all Branch Directors throughout the preparation for, response to, and recovery from the event.

An example of the Logistics Section organization is provided below in *Figure 6.*

Figure 6 – Example Logistics Section IMT Structure

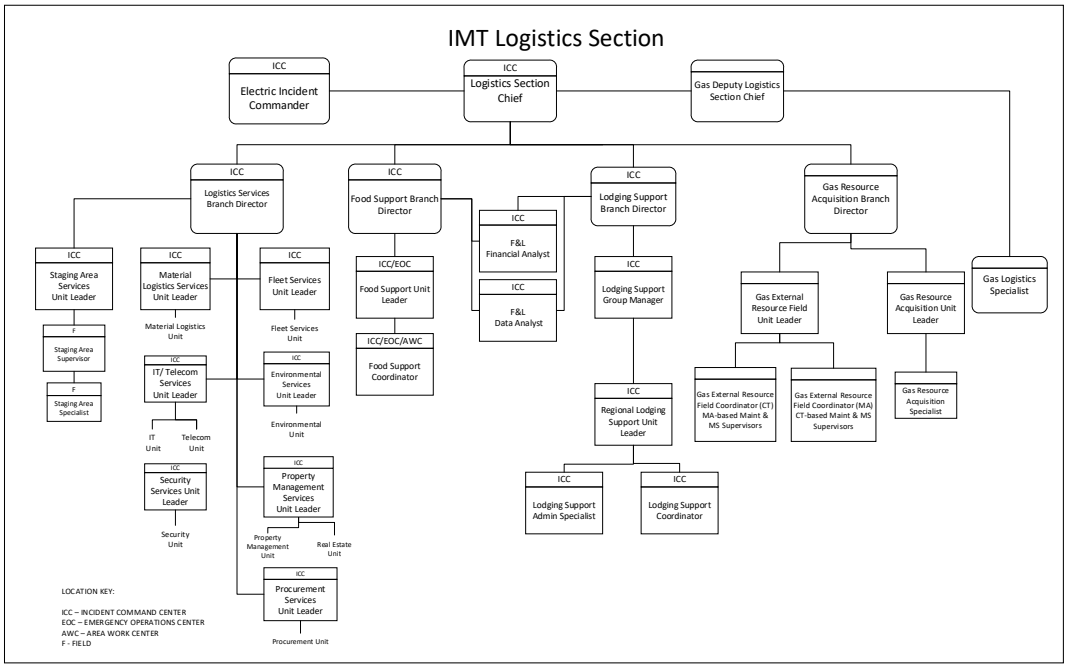

3.5.2 Logistics Section Roles and Responsibilities

Logistics activities are organized to efficiently assign critical services and resources when and where they are needed. In a higher-level event, there are two Logistics Branches: Services and Support. The Logistics Services Branch provides the various supporting services and resources throughout the IMT organization, and the Logistics Support Branch Directors and Unit Leaders (assigned to Regional EOCs) to ensure their Operations Section and Planning Section counterparts receive all the logistics services needed to effectively and efficiently carry out response activities and support the IAP. The Logistics Section provides support to the Gas IMT when it is activated.

a. Logistics Section Chief

The Logistics Section Chief ensures that all incident resources needed to support the strategic and tactical execution of incident objectives are made available. The Logistics Section Chief oversees the Logistics Section, which is organized into two Branches: Services and Support. Duties include:

- Ensure adequate logistics support for the EOCs and RMTs
- Obtain periodic updates from the Logistics Branch Directors on the status of resource requests and other logistics requirements
- Periodically update the Command and General Staff on actions and progress
- Order or request additional resources as needed
- Ensure that the positions within the Logistics Section execute their specific duties and responsibilities

- Support the development of a demobilization plan and implement it to return to normal business operations

Logistics Services Branch

An emergency event requires service support beyond that provided for day-to-day operations. The Logistics Section Services Branch oversees the activation and coordination of the following service units.

b. Logistics Services Branch Director

The Logistics Services Branch Director has the overall responsibility for the preparedness, planning, and coordination of a variety of logistical services including facilities, food and lodging, environmental response, procurement, transportation, materials, IT/ Telecom, and staging areas. The Logistics Services Branch Director oversees and supports the Services Branch Unit Leaders.

c. Material Logistics Services Unit

Repair of damage requires line crews to have ready access to and availability of parts and materials. Material Logistics supports restoration by ensuring that appropriate warehouse and storeroom locations are staffed in order to supply the materials needed by personnel performing restoration activities. Material Logistics also has responsibility for material salvage and satellite and staging area location clean-up operations.

d. Information Technology (IT)/Telecom Services Unit

Many of the tools used by the IMT Organization to manage the emergency restoration process rely on computer hardware, databases, and software applications as well as communications equipment and infrastructure. The IT team ensures correct functioning of computer hardware, databases, and software applications used to produce this data. IT personnel support the Incident Command Staff and recovery efforts by setting up and maintaining computer equipment and providing application assistance throughout the restoration.

The Telecommunications team supports telecommunications requirements during restoration efforts, including maintaining equipment such as radios, satellite phones, paging systems, and microwave and fiber optic systems used to communicate this data. These systems are critical to the Company's ability to promptly and safely manage the restoration of customer outages. Telecommunications Services personnel ensure proper communications by maintaining, repairing, and modifying various types of telecommunication equipment to facilitate communications between IMT personnel.

e. Security Services Unit

Security is paramount during emergency incidents where there is widespread physical damage. It is especially important when significant resources are brought to Connecticut to help restore service to customers. The Security Services Unit Leader is responsible for the oversight of all issues involving security. The Security Services Unit ensures that adequate security services are provided for on-scene response operations if required. Some examples would include staffing and positioning security at required locations, obtaining supplemental security contractors, investigating security issues and suspicious activities at company facilities, providing security in volatile situations, coordinating with state and local law enforcement as necessary, and ensuring all security-related incidents are properly reported.

f. Fleet Services Unit

Fueling and maintenance are coordinated by the Fleet Services Unit Leader. Fleet Services personnel perform required actions to support vehicles and equipment used in restoration activities on electric lines and equipment, including the coordination of refueling and traffic control.

g. Environmental Services Unit

The Environmental Services Unit is responsible for ensuring all applicable environmental rules and policies are understood and complied with during the restoration effort. The Environmental Services Unit Leader oversees and ensures compliance with all environmental regulations; prepares and submits all required regulatory reports; maintains open communications with regulatory bodies to keep them informed of any significant spills or other environmental issues resulting from the event damage; and coordinates associated mitigation efforts with the Operations, Planning, and Logistics Sections.

h. Property Management Services Unit

Organizations directing recovery efforts do so from various buildings and facilities. These buildings require support to maintain basic habitability. The Property Management Services Unit is comprised of primary facilities staff and is responsible for preparation, operation, and management of the facilities to support the response and recovery effort, including staging areas. The Property Management Services Unit supports any and all facility-related needs throughout the duration of the event. Facilities department personnel assist in emergency restoration activities by providing necessary support for such items as building maintenance, janitorial services, maintenance, and operation of HVAC systems, and maintenance and operation of emergency power generators.

i. Staging Area Services Unit

During significant emergency events, many resources converge on Connecticut to provide restoration support. Staging areas are critical for accommodating and ensuring the efficient utilization of these resources. To accommodate these additional resources and to ensure they are properly trained and informed regarding the scope of the event, staging areas are used to aggregate these resources as they enter the service territory.

Pre-determined locations for staging of such resources are strategically located throughout Connecticut. The Staging Area Services Unit Leader ensures an organized migration of work crews into the restoration effort.

Food Support Branch

An emergency event requires service support beyond that provided for day-to-day operations. The Food Support Branch provides meals in support of Operations and other units activated to support the restoration activities.

j. Food Support Branch Director

The Food Support Branch Director coordinates the activities of the Food Support Unit Leaders to ensure that all food needs are met.

k. Food Support Unit Leader

The Food Support Unit Leader coordinates and manages the functions and staffing of the Food Support Unit, including providing food for all internal and external crews and staff. Ensures that the positions within the unit execute their specific duties and responsibilities.

l. Food Support Coordinator

The Food Support Coordinator executes the functions of the Food Support Unit, including receiving catered meals, informing site personnel that meals have arrived, area cleanup up after meals, and information on the meal service to the Food Support Unit Leader.

m. Food Support Branch Director

The Food Support Branch Director coordinates the activities of the Food Support Unit Leaders to ensure that all food needs are met.

n. Food Support Unit Leader

The Food Support Unit Leader coordinates and manages the functions and staffing of the Food Support Unit, including providing food for all internal and external crews and staff. Ensures that the positions within the unit execute their specific duties and responsibilities.

o. Food Support Coordinator

The Food Support Coordinator executes the functions of the Food Support Unit, including receiving catered meals, informing site personnel that meals have arrived, area cleanup up after meals, and information on the meal service to the Food Support Unit Leader.

Lodging Support Branch

An emergency event requires service support beyond that provided for day-to-day operations. The Lodging Support Branch provides hotel or other lodging services in support of Operations and other units activated to support the restoration activities.

p. Lodging Support Branch Director

The Lodging Support Branch Director is responsible for the coordination and management of the tasks and staffing of the Lodging Support Branch.

q. Lodging Support Group Manager

The Lodging Support Group Manager coordinates and manages the functions and staffing of the Lodging Support Group, including providing lodging for all internal and external crews and staff. The Lodging Support Group Manager also ensures that the positions within the group execute their specific duties and responsibilities

r. Regional Lodging Unit Leader

The Regional Lodging Unit Leader coordinates with the Lodging Group Manager regarding projected resource counts, ensures contact information is correct for all hotels within their region, coordinates with the Food Support Branch to ensure food requirements are met for all lodged resources,

s. Lodging Support Coordinator

The Lodging Support Coordinator executes the functions of the Lodging Support Unit, including contacting hotels; acquiring, assigning, and tracking accommodations; and communicating lodging assignments for all resources.

t. Lodging Support Administrative Specialist

The Lodging Support Administrative Specialist supports the Lodging Support Team clerical tasks, such as answering phones and responding to emails.

u. Food & Lodging Support Financial Analyst

The F&L Support Financial Analyst coordinates, manages, and supports all aspects of invoicing and reconciliation of invoices for all hotels (contracted or non-contracted) that are used for lodging and feeding purposes during an emergency event.

v. Food & Lodging Support Data Analyst

The F&L Support Data Analyst tracks hotel availability, identifies gaps in availability, initiates automated notifications for lodging assignments, and reports out to the Lodging Support Branch Director on same.

3.6 Public Safety Section

The Public Safety Organization is responsible for addressing hazards impacting communities caused by electrical equipment. The Public Safety Section Chief works closely with other members of the Command and General staffs, particularly the Liaison Officer, Planning Section Chief, and Operations Section Chief to ensure that public safety locations are being mitigated in a safe and efficient manner. The Public Safety Section Chief ensures that the Public Safety team is addressing the highest priorities at any given point in time.

During a significant event, the Public Safety Section is responsible for a variety of tasks, including, but not limited to:

- Execute the work plan to achieve the Incident Action Plan (IAP) Operational Period objectives
- Request additional resources to support the Public Safety tactical operations as required
- Ensure safety procedures and protocols are being adhered to and exercise authority to stop or prevent any unsafe acts
- Obtain a preliminary assessment of the number of public safety FPS locations impacted, by community, and coordinate with the Planning and Liaison Sections to allocate accordingly
- Ensure that all hazard mitigation activities are recorded appropriately in OMS, including updating and closing out FPS events and properly documenting mitigation actions in outage events.
- Ensure field personnel coordinate with the applicable EOC or RMT for required switching and tagging
- Continually assess restoration progress and allocate resources where necessary
- Prepare status updates and provide to the IC as required or requested
- Support the development of a Demobilization Plan to return to normal business operations

3.6.1 Public Safety Services Responding to an Eversource Emergency Event

Emergency response services are a traditional government function. Eversource must respectfully decline to reimburse municipalities for public safety efforts undertaken in response to downed electrical wires or other electric system events during major storms or other emergency events.

3.6.2 Public Safety Section Structure

The Public Safety Section is directed by the Public Safety Section Chief who is a member of the General Staff and reports directly to the IC. In a major event, the Public Safety section is composed of:

- Public Safety Section Chief
- Public Safety Unit Leader
- Public Safety Specialist Coordinator
- RSO Public Safety Supervisor
- Public Safety Specialists

The Public Safety Section Chief operates out of the ICC and ensures coordination with all Sections throughout the preparation for, response to, and recovery from the event.

An example of the Public Safety Section organization is provided below in *Figure 7*.

Figure 7 – Example Public Safety Section IMT Structure

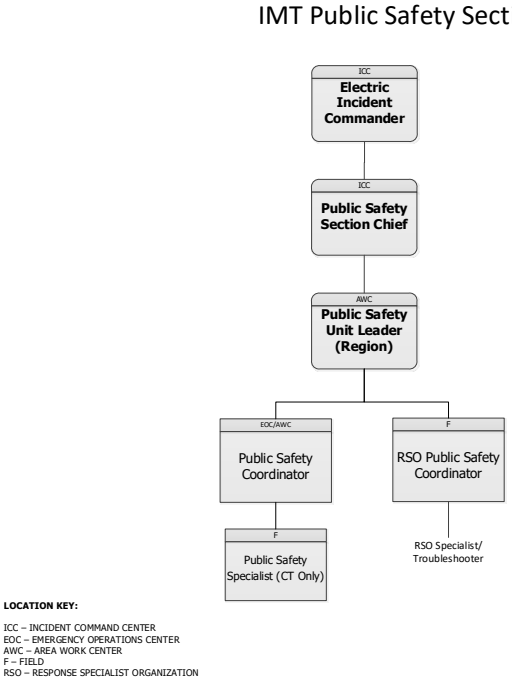

a. Public Safety Section Chief

The Public Safety Section Chief has the overall responsibility to assemble, prepare, and deploy resources to address hazards impacting communities caused by electrical equipment. The Public Safety Section Chief works closely with other members of the Command and General staffs, particularly the Liaison Officer, Planning Section Chief, and Operations Section Chief to ensure that public safety events are mitigated in a safe and efficient manner. During widespread damage, there may be a high volume of public safety events across the Eversource service territory. The Public Safety Section Chief ensures that the Public Safety team is addressing the highest priorities in the following order (consistent with the PLS – 3.6.2):

1. **FPS 1:** Immediate Life-Threatening Situation
2. **FPS 2:** Hindering Emergency Operations, Not Life Threatening
3. **FPS 3:** Electrical Hazard, Not Life Threatening

b. Public Safety Unit Leader

The Public Safety Unit Leader is responsible for coordinating the deployment of Public Safety resources to communities and monitoring progress. The Public Safety Unit Leader works closely with the Liaison Unit Leader to ensure that the resources are addressing the highest priority public safety events and that work is being assigned and updated accurately in OMS. Other duties include:

- Ensure safety of tactical operations.
- Exercise emergency authority to stop and prevent unsafe acts.
- Execute and supervise the operations portion of the IAP.
- Be knowledgeable about the Eversource ERP with a focus on the Public Safety Section and interdependencies with other ERP Sections.
- Ensure that all hazard mitigation activities are being recorded appropriately in OMS, including updating and closing out FPS events and properly documenting mitigation actions in outage events.
- Maintain a staffing roster of qualified and capable employees to perform the duties of Public Safety Coordinator, Public Safety Supervisor, and response resources.
- Ensure that the positions within the Public Safety Section execute their specific duties and responsibilities.
- Understand the process for on-boarding and managing external (Mutual Aid/Contractor Line) restoration personnel.

c. Public Safety Coordinator

The Public Safety Coordinator works closely with the Public Safety Unit Leader to ensure that the resources are addressing the highest priority public safety events and that work is being assigned and updated accurately in OMS. Other duties include:

- Assure safety of tactical operations
- Exercise emergency authority to stop and prevent unsafe acts
- Participate in scheduled ERP training sessions
- Remain trained on the operation of the OMS
- Be knowledgeable about the Eversource ERP with a focus on the Public Safety Section and interdependencies with other ERP Sections.
- Ensure that all cut and clear activities are being recorded appropriately in OMS, including updating and closing out FPS events and properly documenting mitigation actions in outage events.
- Ensure that the positions within the Public Safety Section execute their specific duties and responsibilities

d. Public Safety Specialist

The Public Safety Specialist will be deployed (when requested for an ERP Event Level 4 or higher) to communities that have sustained damage during an emergency event to assist in the coordination of clearing Eversource infrastructure that results in public safety concerns. The Public Safety Specialist is sent to assigned communities to work in parallel with qualified line and forestry crews to perform the necessary tasks to open roads. The Public Safety Specialist will be deployed in conjunction with municipal personnel to monitor and guide the make safe blocked road prioritization and road clearing process. The Public Safety Specialist will also provide the Public Safety Unit with priority updates from the community.

e. RSO Public Safety Coordinator

The RSO Public Safety Coordinator is responsible to ensure the safety of line and tree crews working to mitigate the public safety hazards. The RSO Coordinator needs to understand the operations of the Public Safety Section, participate in scheduled ERP training sessions, and be knowledgeable of interdependencies with other ERP Sections. If trained, qualified, and equipped with proper personal protective equipment (PPE), the Supervisor can perform make safe operations by testing and clearing downed wires.

3.6.3 Fire, Police Standby (FPS) Calls

The FPS Call classifications follow the Priority Level System (PLS), established following the 1997 Emergency Response Task Force Report. This PLS is applicable both in Normal and ERP operations, providing priority response, to make electrical hazards safe. FPS Calls may present significant challenges during emergency events due to increased call volume, availability of resources, difficulty gaining access to certain locations due to downed trees and wires, and reporting issues. Because of all of these factors, it is critical to have calls correctly classified as FPS 1 (Immediate Life-Threatening Situation), FPS 2 (Hindering Emergency Operations, Not Life-Threatening), or FPS 3 (Electrical Hazard, Not Life-Threatening).

It is crucial to document the receipt of these calls and, in turn, establish a prioritization routine to respond to FPS Calls effectively. Consistent and efficient handling and processing of FPS Calls and locations allows the Public Safety Section and Operations RMTs to assess trouble areas and properly prioritize and plan required restoration activities, as well as to quickly dispatch repair crews when reports are received indicating that public safety could be threatened. Standardization of this process across Eversource also allows the use of personnel from outside the area to efficiently assist or replace local personnel.

The FPS classification is determined by the Municipal Fire, Police, or Emergency Response Provider placing the call or entering the information into the Municipal Hub. Eversource responds to FPS Calls as they are received. FPS Classifications are shown in *Table 4 - FPS Call Classifications*.

Table 4 - FPS Call Classifications

Call Classification	Description	Example	Reaction
FPS 1: Immediate Life-Threatening Situation	An immediate life-threatening situation in which electric utility equipment is preventing emergency response providers from performing rescue efforts and/or administering first aid to someone who may be injured or is in danger of being injured. Emergency Response Provider is on scene and standing by.	Electric utility wires are on a vehicle with entrapment, Fire Department is on scene and is standing by for the nearest qualified utility resource.	**MUST be reported using designated hotline, directly to the SOC. Customer Service Representative (CSR) can answer the FPS 1 Hotline as a backup for the SOC.** **The SOC Operations Supervisor takes call details, enters the information directly into the appropriate system, and the best, fastest to respond resource is dispatched to make the electrical hazard safe.**
FPS 2: Hindering Emergency Operations, Not Life-Threatening	An event in which electric utility equipment is preventing emergency response providers from responding to a situation that is not considered life threatening but requires the attention of emergency personnel. Emergency Response Provider is on-scene and standing by.	A *Make Safe Blocked Road* where electric utility equipment is preventing emergency operations from reasonable means of access to an area and is not life-threatening. Fire, Police, or Public Works are enroute or on scene standing by for a qualified utility resource. A Wire Guard or temporary road closure may be appropriate to warn the public of the hazard.	**Reported by Municipal Hub or designated priority hotline to a live-voice CSR.** **Municipal Hub users can enter FPS 2 information, which creates a new event in OMS. A qualified resource is dispatched to make the electrical hazard safe.** **During Level 4 or higher ERP, a Public Safety Specialist (if requested) coordinates with the Municipality to assist in prioritizing FPS 2 events.** Make Safe / Protocol for Clearing Blocked Roads - *Connecticut Emergency Support Function (ESF) 12 All Hazards Energy and Utilities Annex, August 2013*
FPS 3: Electrical Hazard, Not Life-Threatening	An event in which utility equipment has created the need for emergency response providers to remain on the scene to protect the public from the hazard created by the utility's equipment and is not considered life-threatening. Emergency Response Provider is enroute or standing by.	Electric utility equipment is down, but not preventing emergency operations from having a reasonable means of access to an area and is not life-threatening. A Wire Guard may be appropriate to warn the public of the hazard.	**Reported by Municipal Hub or designated priority hotline to a live-voice CSR.** **Municipal Hub users can enter FPS 3 information, which creates a new event in OMS. A qualified resource is dispatched to make the electrical hazard safe.**

Community Liaisons work collaboratively with pre-designated representatives (Single Points of Contact) from each Municipality to identify, validate, and address priorities appropriately. During Level 4 ERP or higher, a Public Safety Specialist may be requested by a Municipality that has multiple damage locations meeting the FPS 2 classification. When both the Community Liaison and Public Safety Specialist are engaged within a Municipality, the Community Liaison works with the Municipal Single Point of Contact (usually the Emergency Management Director or designee) to address community restoration priorities and the Public Safety Specialist works with the Community Point of Contact (usually the Department of Public Works Director) to address priority event FPS 2 - Make Safe Blocked Roads.

3.6.4 Make Safe and Blocked Roads

The **Connecticut Emergency Support Function 12 All Hazards Energy and Utilities Annex** sets forth the definitions of *Make Safe* and *Blocked Roads*:

- **Make Safe Blocked Road** – a road that is impassible to emergency vehicles and there is no other reasonable means of access to an area.
- **Blocked Road** – a road that is impassible to emergency vehicles, but there is a reasonable means of access to the area.
- **Partially Blocked Road** – a road that is partially blocked (one lane has a 9' wide x 14' high opening) but is passable to emergency vehicles.
- **Reasonable Means of Access** – an alternate access route around a blocked road that does not require more than a five-minute detour for emergency vehicles.
- **Fire, Police Standby (FPS)** – Eversource's emergency priority reporting system for emergency personnel.

Make Safe Blocked Road Reporting

When a community official reports a Make Safe Blocked Road condition, it should be reported as FPS 2 and include Blocked Road for reporting.

Blocked Road Reporting

When a community official reports a Blocked Road condition, it should be reported as FPS 3 and include Blocked Road for reporting.

Partially Blocked Road Reporting

When a community official reports a Partially Blocked Road condition, it should be reported as FPS 3 and include Partially Blocked Road for reporting.

The quickest way for a community to report a blocked road is to use the Municipal Hub or through the Company's Priority FPS 2/3 Phone Line. If those reporting options are not available, then the community can complete the Make Safe Protocol Utility Blocked Road Form and submit it to their Community Liaison or Public Safety Specialist (if applicable).

3.6.5 Road Clearing Process

Eversource works with each community that has Make Safe Road conditions to clear the condition as soon as possible following the passing of the storm (once the IC has declared it is safe to proceed). When Make Safe Roads have been cleared in a community, Eversource may move their resources to clear Make Safe Roads in other communities, depending on the volume of Make Safe Roads in the state as well as the volume of lesser priority roads in that community. Eversource may clear Blocked Roads and Partially Blocked Roads without pairing with the community. When this is done, the Community Liaison provides regular updates to the community. Criteria for Deployment of Crews for Make Safe Blocked Roads, Blocked Roads, and Partially Blocked Roads

To the extent that is necessary during ERP activation to prioritize the deployment of crews to municipalities for the purpose of clearing Make Safe Blocked Roads, Blocked Roads, and Partially Blocked Roads, the Company will consider the following criteria, including but not limited to:

- Number of FPS 2 events reported
- Number of FPS 2 events resolved
- Number of FPS 3 events reported
- Number of FPS 3 events resolved
- Number of miles of overhead circuits in the municipality
- Percentage of customer outages to total
- Other circumstances particular to the storm event, pertaining to the deployment of crews across municipalities within a geographic region

3.7 Resource Section

The Resource Section is utilized during emergency events to record, track, and provide timely periodic updates on the status of all internal and external resources that are part of the emergency response.

3.7.1 Resource Section Structure

The Resource Section is headed by the Resource Section Chief and is divided into two branches: the Resource Acquisition Branch and the Resource Management Branch. The Resource Section Chief activates the section and reports to the Incident Commander when the section is active and ready to begin acquiring and managing resources. An example of a Resource Section organization is provided in *Figure 8 – Example Resource Section IMT Structure*.

Figure 8 – Example Resource Section IMT Structure

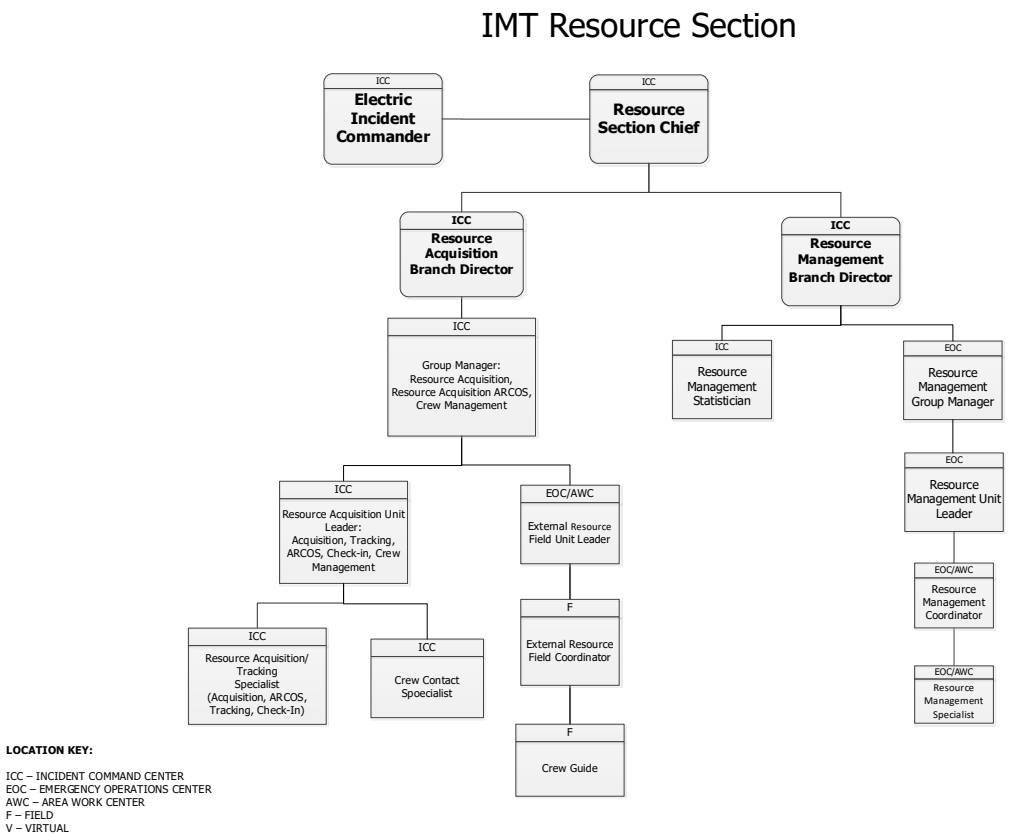

3.7.2 Resource Section Roles and Responsibilities

a. Resource Section Chief

The Resource Section Chief is responsible for coordinating with the Eversource Resource Support Group (ERSG) on the acquisition of all external mutual aid resources and additional Eversource resources, and has overall responsibility for the recording and tracking of all internal and external resources that are part of the emergency response, including overseeing the use of the resource tracking database to ensure it is maintaining an accurate account of all resources and their locations, and shift schedules, as well as non-activated employees.

b. Resource Acquisition Branch Director

The Resource Acquisition Branch Director is responsible for overseeing the acquisition of all external mutual aid resources and additional Eversource resources. The Resource Acquisition Branch Director ensures that external personnel are directed through the check-in process and ensures the demobilization or re-deployment of resources is performed efficiently and effectively.

c. Resource Management Branch Director

The Resource Management Branch Director has overall responsibility for the recording and tracking of all internal and external resources that are part of the emergency response. The RMBD oversees the use of the resource tracking database to ensure it is maintaining an accurate account of all resources and their locations, shift schedules, and non-activated employees. The RMBD is responsible for providing reports and situational awareness to the Resource Section Chief.

d. Group Manager Resource Acquisition

The Resource Acquisition Group Managers:

- Resource Acquisition
- Resource Acquisition ARCOS
- Check-In
- Crew Management are responsible for organizing and responding to external and internal resource requests from all areas of the Emergency Response Organization. Resource requests can include but are not limited to line crews, digger crews, tree crews, Damage Assessment (DA) patrollers, service crews (SC), and wire guards (WG). The Group Managers are responsible for:
  - checking-in external crews and the assigning crew support and check-in support personnel
  - overseeing the ARCOS Line and Service/DA/WG units and the timely scrubbing and uploading of all external rosters. Resource requests include but are not limited to line crews, service crews, DA patrollers, and wire guards.
  - the timely scrubbing and uploading of all external tree/vegetation management rosters.
  - maintaining ARCOS Dashboard accuracy, pairing of External Resource Field Coordinators (ERFC)/Crew Guides with crews, initial movement of resources to their first location and, if necessary, movement to other business units.
  - ensuring the demobilization or redeployment of resources is performed efficiently and effectively including resetting ARCOS to its pre-storm condition.

The Group Manager – Resource Acquisition interfaces with the Eversource Resource Support Group (ERSG) for contract support and mutual aid support from outside their local area, ensures the demobilization or redeployment of resources is performed efficiently and effectively, and works in coordination with the Resource Management Branch to maintain an accurate tabulation of acquired external and internal resources.

e. Resource Acquisition Unit Leader

The Resource Acquisition Unit Leader (Acquisition, Tracking, ARCOS, Check-in, Crew Management) is responsible for organizing and responding to external and internal resource requests from all areas of the Emergency Response Organization. Resource requests can include but are not limited to line crews, digger crews, tree crews, DA patrollers, service crews, and wire guards.

The Resource Acquisition Unit Leader is responsible for the timely scrubbing and uploading of all external rosters. Also responsible for ARCOS Dashboard accuracy, initial movement of resources to first location and, if necessary, movement to other business units. Interfaces with the Eversource Resource Support Group (ERSG) for contract support and mutual aid support from outside their local area.

Maintains communications with crews as they approach Eversource territory, verifies and checks in resources, and verifies that rosters are accurate and safety briefings are completed.

Uploads rosters into the resource tracking system and tracks crews until they are assigned their first work location.

Maintains contact with External Resource Field Coordinators (ERFC)/Crew Guides to ensure resources are working as assigned and timesheets are completed to the maximum extent possible under the circumstances.

Ensures the demobilization or redeployment of resources is performed efficiently and effectively. Works in coordination with the Resource Management Branch, to maintain an accurate tabulation of acquired external and internal resources.

f. Resource Acquisition/Tracking Specialist

The Resource Acquisition/Tracking Specialist provides support to the Resource Acquisition Branch in one of several ways; depending on assignment and duration of the event, perform these tasks as needed/assigned:

- When assigned to the Resource Acquisition Unit Leader, provides support for organizing and responding to external and internal resource requests from all areas of the Emergency Response Organization Resource requests can include but are not limited to: line crews, digger crews, service crews, tree crews, Damage Assessment (DA) patrollers, and wire guards.
- When assigned to the Resource Acquisition Tracking Unit Leader, provides support to maintain tracking and spreadsheets of crew locations and verify that the ARCOS dashboard is up-to-date. Provides updates of crew locations prior to IMT calls.
- When assigned to the Resource Acquisition ARCOS Unit Leader, provides support to verify that ARCOS is maintained to facilitate crew tracking and maintains the ARCOS dashboard.

g. Crew Contact Specialist

The Crew Contact Specialist ensures completion and accuracy of Daily Work Log and Timesheet by External Resource Field Coordinator (ERFC). Supports the ERFC through the duration of the incident, including demobilization or redeployment of resources efficiently and effectively.

h. Resource Management Group Manager

The Resource Management Group Manager is responsible for ensuring the accurate tracking of all internal and external resources working during an emergency event to provide accurate and timely updates to the Resource Management Branch Director and Resource Section Chief (RSC).

i. Resource Management Statistician

The RM Statistician ensures key decision-making data, such as resource counts, outage data, damage assessment data, and restoration progress is documented. Provides input and validates other inputs into the Incident Action Plan (IAP) in coordination with the RM Branch Director. Provides reports to the Emergency Coordination Team (ECT) as requested, including the QA/QC report.

j. Resource Management Unit Leader

The Resource Management Unit Leader ensures the accurate tracking of all internal and external resources working during an emergency event to provide accurate and timely updates to the Resource Section Chief (RSC).

k. Resource Management Coordinator

The Resource Management Coordinator executes the processes used to track employee and vendor resources working during an emergency event and uses the resource tracking database to account for all resources, in an assigned area, to ensure accurate and timely reporting.

l. Resource Management Specialist

Resource Management Specialist uploads rosters, coordinates with Resource Acquisition for hand-off of tracking, moves internal and external resources as directed, ensures work schedules are maintained and accurate, and coordinates with Ops and the RMTs on crew movements to release or move crews from one location to another accurately.

m. External Resource Field Unit Leader

External Resource Field Unit Leaders oversee External Resource Field Coordinators who are assigned to contract crews. They determine Coordinator schedules and assign them to contractors, and act as a key point of contact to address any logistical, operational, or safety issues that might arise.

n. External Resource Field Coordinator

External Resource Field Coordinators coordinate the activities of crews assigned to them. They communicate the restoration strategy to the crews, and provide them with logistical details concerning food and lodging. Additionally, they provide two-way communications regarding damage, restoration times, and materials needed between the Operations Coordinator in the RMT and field crews. As an ESOP-100 APL (Authorized Persons List) Qualified person, hold clearances for contractors.

o. Crew Guide

The Crew Guide coordinates the activities of the crews assigned to them. They communicate the restoration strategy to the crews and provide them with logistical details concerning food and lodging. They provide two-way communications regarding damage, restoration times, and materials needed between the Operations Coordinator in the Restoration Management Team (RMT) and field crews. Additionally, they contact the External Resource Field Unit Leader to locate ESOP-1000 APL (Authorized Persons List) qualified personnel for switching and tagging for assigned contractors.

3.8 Finance & Administration Section

The Finance and Administration Section Chief may be activated at any Event Level and provides administrative and financial tracking support to the IC and staff.

3.8.1 Finance and Administration Section Roles and Responsibilities

The Finance Section Chief is responsible for managing all financial aspects of an incident, reporting to the IC to ensure that the correct accounting has been established to track all costs associated with the event, in compliance with the applicable Regulatory requirements. The Finance Section Chief ensures that the correct accounting information is provided to the necessary stakeholders and proper communications take place to those involved and leverages company resources available to provide up-to-the-minute financial impacts of the event to the IC.

3.8.2 Finance and Administration Section Structure

IMT Finance & Administration Section

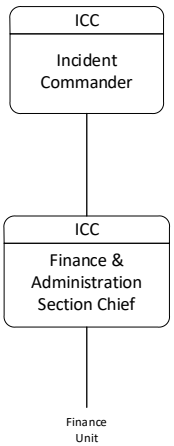

LOCATION KEY:

ICC – INCIDENT COMMAND CENTER

3.9 Communications Organization

The Communications Organization is responsible for maintaining the flow of information before, during, and after the event to five primary stakeholder groups:

- Employees
- Customers
- Local municipal public safety officials
- Media outlets
- State public safety officials, regulators, and legislators

The Communications Organization staffs the ICC and is responsible for managing all public communications, including the Eversource website, customer e-mails, text messaging, phone calls, social networking sites, and news media. The Communications Organization supports the Gas IMT when it is activated.

3.9.1 Communications Team Organizational Structure

The Communications Team is organized in a scalable fashion to ensure that key functions are operable in any event. In Level 5 events, communications positions may typically be handled by the local command. The Communications Officer is assigned to meet core communications objectives, with the Communications Officer personally performing most or all of the necessary communications functions, consistent with the scope of the Level 5 event. As the scale of the event increases to other levels, additional trained personnel will assist in multiple job positions to fulfill the requirements of the event, under the direction of the Communications Officer. In larger events, additional roles are staffed, as needed, to assist the Communications Officer in providing a consistent flow of timely and accurate information. Lead job positions under the command of the Communications Officer include, but may not be limited to, the:

- Assistant Communications Officer – Customer Group
- Executive Spokesperson
- Communications Specialist
- Media Relations

In addition, although reporting directly to the IC, the Liaison Officer, Regulatory Officer, and Media Relations will coordinate closely with the Communications Officer as adjunct members of the Communications organization. The Assistant Communications Officer – Customer Group reports to the Customer Group Executive, while likewise playing an important role in the Communications Organization. The Communications organization structure is shown in *Figure 9 – Example Communications Section IMT Structure*.

Figure 9 – Example Communications Section IMT Structure

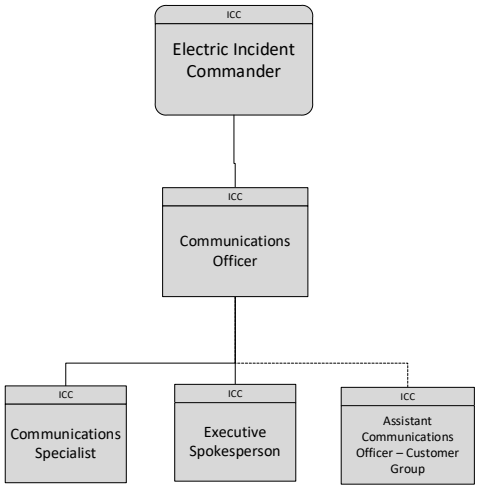

LOCATION KEY:

ICC – INCIDENT COMMAND CENTER
EOC – EMERGENCY OPERATIONS CENTER
F - FIELD

3.9.2 Communications Team Roles and Responsibilities

a. Communications Officer

The Communications Officer is a key Command Staff position that reports to the IC and is responsible for overseeing the collection, development, and dissemination of information exchanged with the public, customers, the media, the customer care center, executive leadership, and employees. The Communications Officer is also responsible for unity of messaging and communications processes before, during, and after an event to ensure the messages are timely and accurate across all channels of delivery. As a member of the Command Staff, the Communications Officer ensures all communications are in alignment with the IAP and approved by the IC.

The Communications Officer:

- Ensures that the Communications Section is appropriately staffed for the anticipated Event Type
- Provides overall direction to the IMT Communications staff and Corporate Communications Group regarding messaging for key stakeholders
- Conducts initial and routine briefings with the activated Assistant Communications Officers
- Collaborates with the Liaison Officer on specific incident conditions that the Liaison organization may assist with
- Collaborates with the Regulatory Officer on specific incident conditions that the Regulatory organization may assist with
- Develops daily Communications messages and provides same to the Planning Section Chief for inclusion in the IAP

- Ensures unity of messaging to all stakeholders
- Prepares and issues a Communications Briefing Sheet that can be used as a response to media inquiries and as a public statement for all other audiences
- Works with Employee Communications to include information in the Eversource TODAY, internal communications.
- Maintains current information, summaries, and/or displays on the incident
- Supports the demobilization process to return to normal business operation

b. Communications Specialist

Responsible for preparing emergency event communications, ensuring unity of messaging consistent with the event and stakeholder needs.

Customer Communications

- Ensures applicable web pages are updated as the event progresses
- In the event they are needed, prepares ad-hoc customer messaging in channel of choice – email, text or phone.
- Coordinates closely with Operations on the transition to and from ad-hoc and automated customer messaging.
- Serves as a liaison between Customer Group and Communications staff
- Ensures the Assistant Communications Officer – Customer Group is acting as a conduit to ensure customer concerns are being brought to the Communications Officer and escalated as needed

Media Relations

- Ensures all news releases are reviewed and approved by the Incident Commander
- Develops accurate and timely information for use during press/media briefings
- Oversees media and VIP briefings
- Monitors and forwards media information that could be useful to the Planning Section

c. Executive Spokesperson

The Executive Spokesperson is responsible for representing the company during emergency conditions at governmental and regulatory meetings, including state level unified command meetings and media press briefings. Provides company status, goals, and objectives consistent with the current Incident Action Plan.

d. Assistant Communications Officer - Customer Group (ACOCG)

Reporting to the Customer Group (CG) Executive, ensures messaging, in the form of answering customer questions, is consistent with all other messaging in terms of content, timeliness, and accuracy. Brings CG issues impacting customer satisfaction for information and assistance to the attention of the Communications Officer.

3.9.3 The News Cycle

To the extent possible, in order to assist the media in disseminating key communications, press releases, and other information updates occur in relation to the common four-point news cycle, which is: Morning, Noon, Evening, and Night. Major updates are typically released for the morning cycle when the new IAP is available for the day. The second major update occurs for the evening news cycle, when a partial day's progress may be discussed and a reasonable indication of the day's progress is available. The other two cycles are an opportunity to educate the public on how the Company approaches an emergency event as well as information on progress and emerging issues.

3.9.4 Technologies and Social Media

Many customers are regular users of social media such as Meta (Facebook and Instagram), YouTube, and X (formerly Twitter) among many other applications. Many Eversource customers receive core information through these channels. The communications team replicates the key messages and imagery in these formats, duplicating the information disseminated through the more traditional media outlets. In keeping with the *One Voice* philosophy (see *Section 6.1.4, One Voice*), the information available through these outlets has the same timely and accurate content as all other sources of information.

3.9.5 Communications Processes

Eversource emergency response communications processes have been developed to ensure timeliness, accuracy, and clarity of emergency communications. These cover the common strategic and reactive situations encountered in a significant emergency event. Key Communications processes include:

a. Emergency Communications Strategy Development Process

Each day, the Communications Officer, in coordination with the IC, oversees the development of that day's communications strategy. This strategy considers the current phase of the storm; specific information of general interest; specific information of regional interest; and, most importantly, the current status and priorities of the restoration effort. This strategy ensures a directed approach to data gathering and dissemination and results in a timely and consistent message to best meet customer needs. The strategy serves as a framework to ensure a *One Voice* approach to emergency communications (see *Section 6.1.4, One Voice*).

b. Key Message Development, Approval, and Release

Key message development drives all internal and external communications, so it remains consistent regardless of the specific dissemination channel. Key messages are linked directly to the information contained within the current IAP. A major emergency event follows a set of somewhat predictable phases. These phases imply different expectations for communications. Eversource's communications philosophy and strategies match the natural flow of an event to ensure that messaging is effective and timely. All formal messaging is approved by the IC.

c. Other Emergency Communications Processes

- Request for Information
- Request for Action
- Request for Press Conference
- Request for Interview
- Request for Photo Opportunity
- Community Liaison Communications Process (see *Section 3.9.1, Liaison Organization*)

3.10 Liaison Organization

In an emergency event, Eversource must maintain numerous critical relationships to ensure communication and coordination of efforts with municipal and federal agencies involved in the emergency response, as well as large customers. The Liaison Officer has responsibility for these relationships including local municipal government, and large customers.

3.10.1 Liaison Organization

The Liaison Organization provides a direct connection to key external entities with significant involvement and interest in emergency response. Liaisons are assigned to ensure coordination of effort between municipal government and other entities involved in or impacted by the restoration effort.

The Liaison Organization supports the Gas IMT when it is activated. An example of the Liaison Organization is shown below in *Figure 10 – Example Liaison Organization IMT Structure*.

Figure 10 – Example Liaison Organization IMT Structure

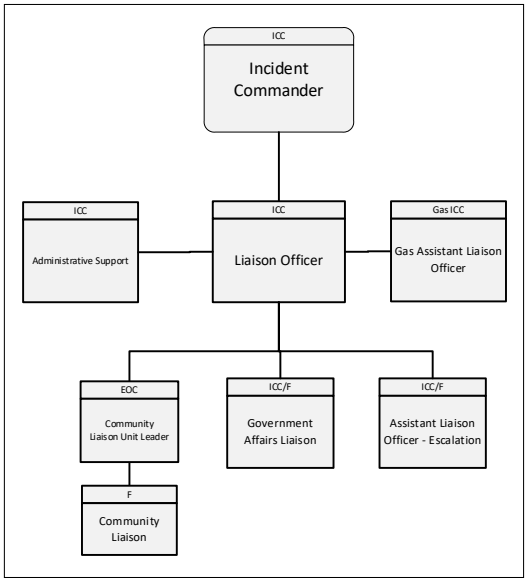

3.10.2 Liaison Officer and Staff Roles and Responsibilities

a. Liaison Officer

The Liaison Officer reports to the IC and is responsible for maintaining an information exchange and related coordination with the IMT, municipal officials, government, and non-government organizations.

- Following activation of the IMT, notifies and activates required Liaison support staff
- Arranges and communicates staffing requirements and shift rotation for Liaison positions
- Ensures Community Liaison Unit Leaders are briefed on incident conditions and provides overall direction regarding messaging for key stakeholders

- Collaborates with the Communications and Regulatory Officers to oversee the development of communications materials for use by the Liaison organization
- Ensures the Liaison organization works with municipal officials to share information, including identification of community priorities as needed
- Schedules update meetings or conference calls with the Liaison organization as needed
- Informs the IC and General Staff of areas of concern and opportunities for coordination
- Communicates and coordinates the applicable portions of the demobilization plan with stakeholders

b. Community Liaison Unit Leader

- The Community Liaison Unit Leader coordinates with the Community Liaisons and the Liaison Officer, providing a conduit for bi-directional information, support, notification, and communications with the Liaison Officer to ensure that key messages and information are being communicated on an on-going basis to the designated points of contact for their assigned communities.
- Direct the work of the Community Liaisons including overseeing the outreach and communications efforts of the Community Liaisons with their assigned communities.
- Work closely with the Operations Branch Directors to ensure consistent and accurate information is being released to community officials.

c. Community Liaison

The Community Liaison is the interface with towns and municipalities, providing the conduit for real-time information, support, notification, coordination, and communications between municipal officials and the Company for system restoration, including communication of mutual assistance activities. The Community Liaison is responsible for identifying critical information and issues to be relayed to the Community Liaison Unit Leader, and ultimately to the Liaison Officer, including issues such as damage assessment data, blocked roads, and requests to address emergent priorities that need to be relayed. All Community Liaison interactions with municipalities should be logged into the Eversource Customer Relationship Management (CRM) tool.

A contingent of Community Liaisons, who are also Account Executives, will work to ensure that the same quality of support provided to municipal officials is available to Eversource large customer accounts (Commercial and Industrial Customers).

d. Government Affairs Liaison

The Government Affairs Liaison reports to the Liaison Officer and remains in regular contact with state government entities and legislators to ensure they are kept informed of the progress of the emergency restoration.

The position directs and manages the functions of coordinating and communicating with and providing reports to various state and regional government agencies and relays concerns and requests back to the appropriate Company authorities, including the Liaison Officer. All Government Affairs interactions should be logged into the Eversource CRM tool.

e. Assistant Liaison Officer – Escalation

The Assistant Liaison Officer – Escalation works closely with the Liaison Officer to maintain the exchange of information between the Company and municipal organizations and deescalate community issues that cannot be resolved by the assigned community liaison.

This role is designed to provide an additional leadership presence for the Liaison Organization focused on community priorities and escalated issues. The role allows the Liaison Officer to focus on effectively managing the Liaison Organization, including building rosters, coordinating with the Unit Leaders, and preparing Incident Management Team (IMT) report outs.

The Assistant Liaison Officer – Escalation stays aligned with the Communications, Government Affairs, and Regulatory Affairs Teams, as well as other external-facing sections of the IMT to develop and execute de-escalation strategies.

3.10.3 Life Support Customers

Life Support Customers (LSC) are defined as those residential customers, including elderly and physically challenged customers, who have provided documentation certifying a medical condition that necessitates equipment in the home requiring electric utility service for life-sustaining functions.

Prior to a predicted emergency event and during the restoration stage, Eversource (Electric-CT) may place automated outbound telephone calls to each LSC. The telephone messages are customized for each event and contain information about the event, Eversource's (Electric-CT) preparations, the potential power outages; and recommended personal protective actions, which could include a recommendation to seek assistance from local public safety officials and human service agencies. Each LSC is identified in the Eversource (Electric-CT) customer database.

During an ERP Activation, Community Liaisons monitor internal reports for LSCs who could be impacted by an outage. Calls are made to the affected LSCs and local municipal public safety officials can view the Municipal Hub Special Conditions Report, which contains a list of LSCs that are out of power. LSCs impacted by outages are contacted post-event to ensure that their electricity has been restored and that they may return to their homes if they had made alternate shelter arrangements.

This process is described below and in *Attachment 5*–
LSC Customer Group Event Checklist.

3.11 Regulatory Organization

The Regulatory Organization maintains critical relationships to ensure communication and coordination of efforts with regulatory agencies and state organizations as defined in the ESF-12 annex/guidance documents. The Regulatory Officer has responsibility for these relationships, including PURA, DEMHS, the DEEP, and other regulatory agencies.

3.11.1 Regulatory Organization

The Regulatory Organization provides a direct connection to key external entities with significant involvement and interest in emergency response. Liaisons are assigned to ensure coordination of effort between the State EOC, PURA, and other regulatory and state entities involved in or impacted by the restoration effort.

The Regulatory Organization will ensure that there are sufficient communications, both written and verbal, with PURA and other regulatory agencies and state organizations to build situational awareness of all dimensions of the expected or ongoing response, as pertinent to regulatory oversight. These communications will commence at least contemporaneously with the filing of a pre-staging, lean-in notification and will continue with scheduled frequency throughout the event. In addition, any changes in strategy, tactics or material circumstances associated with the restoration will be communicated to PURA and other regulatory and state entities on a timely basis.

The Regulatory Organization supports the Gas IMT when it is activated. An example of the Regulatory Organization is shown below in *Figure 11 – Example Regulatory Section IMT Structure*.

Figure 11 – Example Regulatory Section IMT Structure

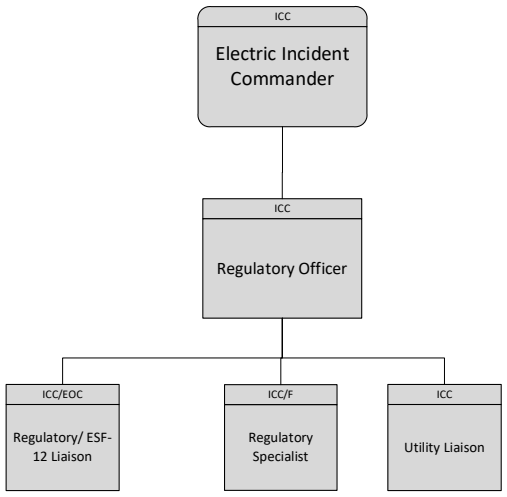

LOCATION KEY:

ICC – INCIDENT COMMAND CENTER
EOC – EMERGENCY OPERATIONS CENTER
F - FIELD

3.11.2 Regulatory Officer and Staff Roles and Responsibilities

a. Regulatory Officer

The Regulatory Officer reports to the IC and is responsible for maintaining an information exchange and related coordination with the IMT and regulatory and state agencies.

- Following activation of the IMT, notifies and activates required Regulatory support staff.
- Arranges and communications staffing requirements and shift rotation for Regulatory positions.
- Ensures Liaisons and Specialists are briefed on incident conditions and provides overall direction regarding messaging for key stakeholders.
- Collaborates with the Communications Officer to oversee the development of communications materials for use by the Regulatory Organization.
- Ensures the Regulatory Organization works with state and regulatory officials to share information, including identification of state priorities, as needed.
- Schedules update meetings or conference calls with the Regulatory Organization, as needed.
- Informs the IC and General Staff of areas of concern and opportunities for coordination.
- Communicates and coordinates the applicable portions of the demobilization plan with stakeholders.

b. Regulatory Specialist

The Regulatory Specialist reports to the Regulatory Officer and is a conduit for bi-directional information, support, notification, and communications to regulatory agencies.

c. Regulatory/ESF-12 Liaison

The Regulatory/ESF-12 Liaison reports to the Regulatory Officer and is positioned at the Connecticut State EOC, when activated, to maintain communications and coordination with state officials. The Regulatory/ESF-12 Liaison communicates current ERP efforts and progress to the State EOC, including mutual assistance activities, as well as assisting in the coordination of Department of Transportation (DOT) liaison activities.

d. Utility Liaison

The Utility Liaison (Phone, Cable, Gas, and others) reports to the Regulatory Officer to facilitate communications and coordination with other public service and telecommunications companies during an emergency event. The Utility Liaison utilizes a list of critical infrastructure that belong to and are generated by the other utilities (gas, water, telecommunications, and similar) within the Eversource Service Territory; the list is updated annually. The list also includes primary and secondary contacts at each Utility.

(PURA Docket No. 17-12-03RE08, Order 19)

3.12 Emergency Operations Center Officer

The Emergency Operations Center (EOC) Officer, when activated, serves to ensure coordination and communication between the key functional organizations within the EOCs (Operations, Public Safety, Planning, Logistics, Regulatory, and Liaison). This position reports directly to the Incident Commander, however, to maintain chain of command and unity of command, serves as a coordinator of the functional leads located at the EOC. Each of the functional leads continues to report to their Section Chief or Officer.

The overall operational period objectives and priorities are set by the Incident Commander, with the specific tactics developed by the Section Chiefs and Officers and communicated through the formal chain of command. The EOC Officer ensures that the stated objectives are being implemented effectively and formal communication between the EOC functional areas are taking place to achieve the overall objectives. The EOC Officer identifies areas of concern, problem-solves, and runs issues down to completion.

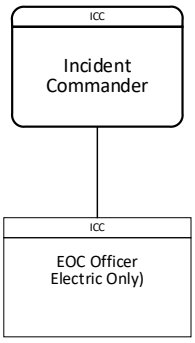

4. POLICY, COORDINATION, AND COMMAND

4.1 Emergency Event Oversight, Coordination, Management, and Support

The Emergency Preparedness organization is responsible for ensuring that the Company is prepared to address emergency events. In particular, the EP organization:

- Ensures that this ERP and associated documentation are developed, maintained, distributed, and updated as necessary
- Provides support of the ERP execution during responses to emergency events
- Coordinates with the DEMHS, municipalities, and other key stakeholders, as necessary prior to, during, and after an emergency event
- Maintains day-to-day responsibility, in conjunction with System Operations, to continuously monitor weather conditions and initiate actions to evaluate potential weather events
- Ensures necessary contractual agreements are in place to meet resource and facility requirements
- Ensures that the Company's logistical and resource needs are satisfied including:
  - Maintaining the ICC in a state of readiness
  - Maintaining rosters of personnel assigned to emergency duty
  - Ensuring personnel maintain emergency duty training and qualifications
  - Maintaining the Emergency Operations contact numbers
  - Coordinating and evaluating drills and exercises
  - Conducting industry benchmarking and best practice evaluations

4.1.1 Eversource Energy Executive Oversight Group (EOG)

The EOG is led by the CEO and consists of the CEO and their direct reports. When activated, it conducts meetings to review the strategic course of action, makes policy decisions, and provides recommendations to the ECT.

4.1.2 Eversource Emergency Coordination Team (ECT)

The ECT, led by the President of Regional Electric Operations, CT & MA and facilitated by the Director of Enterprise Emergency Preparedness, is responsible for event prioritization, coordination, and integration of response for larger scale emergency events when one or more IMTs are activated. The members of the ECT include the President of each affected Electric and Gas operating company, senior leadership from specific supporting business units or groups, and other personnel as needed.

The ECT conducts routine meetings to ensure effective coordination at all levels among the activated Incident Management Teams during an emergency event. The ECT provides the EOG with status and advisory updates on a regular basis or immediately if conditions warrant.

The President, or designee, is a participating member of the ECT and as such attends the ECT meetings (or conference calls). During the ECT meeting, the President reports on issues that require ECT support or resolution.

The ECT provides direction and recommendations to the IMT's Incident Commander by way of the President.

4.1.3 Incident Management Team

The IMT is defined as all of the personnel who are assigned to participate in any aspect of emergency preparedness or response under the direction of a designated Incident Commander. The IC oversees the entire IMT with the support of the ICS Command and General Staffs.

An IMT is responsible for managing the operational, logistical, planning, safety, fiscal, and local community issues related to an emergency event that impacts a business unit or operating company. The IMT is empowered to make strategic decisions for the event as well as facilitate implementation of strategy.

The IMT is led by a designated IC who can, depending on the size and complexity of the emergency, also designate specific personnel to act as their Command and General Staffs.

4.1.4 Eversource Emergency Preparedness (EP)

The Eversource Emergency Preparedness Group maintains day-to-day responsibility to continuously monitor and evaluate the weather and alert the organization when a weather event has the potential to cause more significant interruptions to the electrical distribution system. The EP Group also ensures that the Eversource All Hazards Emergency Response Plan (AHERP) and associated documentation is maintained, distributed, and updated as necessary.

4.1.5 Eversource Energy Service Resources

The Eversource Energy Service organization provides additional emergency response personnel (Damage Assessment, Wire Guards, Food & Lodging, and so on) needed to support emergency events. The proficiency of these personnel to perform their emergency activities is maintained throughout the year with targeted training and exercises.

Additionally, the Service organization also provides additional assistance as needed, such as:

- Providing necessary support in the safety, benchmarking, and training areas, including conducting drills and exercises
- Acquiring, maintaining, and providing certain physical assets, such as the mobile command center, storm office trailers, and communications equipment for use during restoration efforts
- Establishing, maintaining, and managing mutual aid agreements to provide resources and assistance prior to and during restoration efforts

4.2 Incident Management Team and Executive Leadership Relationship During an Emergency

Under the ICS, it is vital that the Incident Commander have the necessary authority and that the ICS chain of command be honored. Accordingly, Eversource executives other than the individual affected company's president:

- Perform their assigned emergency job position, including receiving direction and reports in accordance with their ICS job position
- Ensure that their organization sets aside their regular (Blue Sky) roles (except where expressly exempted in accordance with company policy) and fully support the restoration efforts of the location they are supporting
- Properly provide whatever input and suggestions they have to the appropriate company President, who relays such suggestions as appropriate to the IC

5. INFORMATION COLLECTION, ANALYSIS, AND DISSEMINATION

The Company's customers and stakeholders are provided relevant information to ensure their safety and well-being. The Company is committed to communicating such information along four dimensions that are reflected in emergency communications processes:

- Timeliness – Efforts are made to deliver critical information as quickly as possible while still assuring accuracy
- Accuracy – Information must be properly researched and verified
- Consistency – Messages from various sources and through various channels are delivered with One Voice

5.1 Operational Information and Situational Awareness

Operational information and situational intelligence are management functions that focus on the following three primary event areas:

- Situation status
- Resource status
- Anticipated event status or escalation

Timely and accurate information is an essential tool that is required by both internal and external stakeholders. Internal stakeholders need information in order to support effective event planning, critical decision making, tactical restoration operations, resource management and coordination, and communications. Internal and external stakeholder audiences include:

- Eversource Executive Oversight Group
- Eversource Emergency Coordination Team
- Incident Management Teams
- Senior Eversource Officers, Directors, and Managers
- Eversource Employees
- State and local government officials
- Media outlets
- Customers
- General public

Depending upon the nature of the emergency event and the information needs of each stakeholder group, essential elements of information include:

- Weather predictions
- Severity of impact
- Area of impact
- Damage Assessment
- Electric System operational status
- Impact to critical infrastructure and to critical community services
- Outages and jobs in the Outage Management System
- Operational objectives

- Resource status (that is, Requested, Acquired, Received (Onsite), Working, Released)

To support event planning, event management, tactical operations, coordination efforts, and other functions, information is disseminated by a variety of methods, including, but not limited to:

- Pre-event
  - DEMHS
  - PURA
  - Municipalities
    - Initial Planning Meeting Report
    - Sustained Pre-event Planning Meeting Reports – Every morning, at approximately 08:00, and evening, at approximately 20:00, or when there is a significant change
- Event Reporting
- Situation Reports
- Reports from OMS

6. COMMUNICATIONS

The Communications Officer can be activated at any Event Level. The Communications Officer develops and provides timely and accurate information regarding the status of the restoration efforts throughout the course of the emergency event. The Communications Officer collects and disseminates all emergency restoration information both internally and externally and serves as the official voice of the IC. If the Gas IMT is also activated for CT, the Communications Officer and her/his staff oversee the communications activities for both IMTs.

The Communications Officer coordinates directly with Eversource Communications organization to ensure consistency and accuracy of messaging for all Event Levels, per the Public Information (Communications & Media) Annex to the AHERP. The Public Information (Communications & Media) Annex also contains links to the threat-specific communications, load shed, and rotating outages communications plans. If the Communications Officer is not formally activated, the Communications organization maintains responsibility for Public Information messaging.

(PURA Docket No. 17-12-03RE08, Order 18)

6.1 Communications Objectives

6.1.1 Unity and Accuracy of Messaging

There is a single unified message from all company sources (such as the Customer Group, Company Spokespersons, Communications Staff, Social Media, Field Representatives, and Liaisons) under the direction of the Communications Officer. This message conveys the state of the restoration efforts and associated expectations as timely and accurately as possible, given the inherent uncertainties of field restoration. The unified messaging is based on execution of the current IAP and emerging information known by the Incident Commander.

6.1.2 Provide a Platform for Good Decision-Making

Emergency communications are crafted considering the decisions that customers and stakeholders must make based on the available information. Accurate reporting of the extent of the damage, the timeframes for restoration, the current status of restoration efforts, and public safety issues has a profound influence on the actions taken by customers, other utilities, other emergency response entities, and government entities. The Company is committed to timeliness and accuracy with all our communications throughout the course of the emergency event.

6.1.3 Establish the Customer Group as the Hub for Customer Information

Many of our customers receive critical information from the Eversource Customer Group. In that light, the Customer Group must make the same current and accurate information available through all other Company communications outlets.

6.1.4 One Voice

A hallmark of the Company's emergency communications strategy is to speak through all available channels with a single, accurate, and timely message – *One Voice*. Emergency communications processes are designed to ensure messages are consistent with the IAP. The Communications Officer ascertains that each public communication is properly vetted through effective communications processes, assuring consistent, regular, timely, and accurate communications throughout the emergency event by way of all available communications channels.

Emergency messaging demonstrates empathy and evolves appropriately through the various phases of an event to communicate timely and accurate information and instill confidence among customers, stakeholders, and employees in our abilities to effectively and expediently rectify the situation.

6.2 Communications with External Stakeholders

In advance of, and following, an emergency event, the Communications organization provides information to customers, media outlets, and community and government officials through multiple channels, processes, and interactive tools. The information varies from pre-event notifications in a major event, to safety recommendations, to restoration updates, and projected outage impacts.

6.2.1 Customer Group

During emergency events, the Customer Group contact centers can increase staffing levels to meet customer needs and provide reliable inbound and outbound call services to customers. If inbound call volume exceeds the contact center capacity, the Customer Group increases automated call answering capacity through external services provided by an outside vendor. The Company uses state-of-the-art call routing to mutual aid contact centers, facilitated by an outside vendor. The Company can execute outbound telephone calls, both automated and live-operator, to customers in order to gather or disseminate information related to the outage.

6.2.2 News Media

Information is provided to the news media for dissemination to the general public regarding pre-event preparedness and post-event restoration activities. This information, distributed by telephone, email, live interview, and social media, is developed by the Media Relations team in coordination with the Communications Officer and approved by the IC prior to dissemination.

6.2.3 Real-Time Information

The Company's website, mobile app, Twitter, Instagram, and Facebook pages provide the public with real-time information and updates, including Public Preparedness and Public Safety messages, information about Connecticut preparedness and restoration efforts, and multiple methods for reporting outages. Eversource's Outage Map is an interactive display, designed for desktop and mobile devices. The map provides one-click outage information, including ETR, number of customer outages, start time and cause (where available), as well as an interactive weather condition overlay. Customers can also obtain information by calling the Company or by enrolling in automated outage alerts available by text, email, or phone call. Outage reporting and status updates are also available to customers by texting 23129. All modes of communications with customers provide updated information as appropriate, including through the contact center (integrated voice response (IVR) and live-voice answer), the website, and social media. In an extended restoration, where automatic ETR updates are initially unavailable, customers receive high-level information about the status of the Company's restoration efforts up to twice daily (by email, text, or phone call), until individualized restoration information becomes available.

6.2.4 Communications with Government Officials

a. Community Liaisons

Relationships and information sharing with each of the communities served by Eversource is maintained through a Community Liaison program that consists of Community Liaisons that are used primarily during emergency events. (See *Section 3.9, Liaison* Organization.)

b. Coordination with State and Regional Government Agencies

PURA monitors emergency preparedness and response activities across the state. Representatives of PURA and related state agencies may be based in the State EOC during an emergency response. Following an emergency event that significantly affects the Company, DEMHS may request that a State ESF-12 Liaison be stationed in the State EOC or other specified facility. The role of the liaison is to facilitate formal and informal two-way communication between the Company and State Leadership.

Public Information and Communications consist of the processes, procedures, and systems to communicate timely, accurate, and accessible information on an event's cause, size, and current situation.

Public information and communications are coordinated, integrated, and disseminated to stakeholders across all business units, including Eversource employees and customers, state and local governments and agencies, other utilities, and other stakeholders (both directly and indirectly affected).

Effective event response activities rely on flexible communications and information systems that provide a common operating picture to Eversource and its management and response personnel. This consists of establishing and maintaining a common operating picture and ensuring accessibility and interoperability.

Event communications are facilitated through the use of common communications plans, equipment, processes, standards, and architectures. During an event, this integrated approach links the operational and support units of the various Eversource business units and ensures enhanced situational awareness. Effective communications and information management ensure the implementation of consistent event-related policies, processes, equipment, systems, standards, and training necessary to achieve integrated communications.

A common Eversource operating picture is established and maintained by gathering, collating, synthesizing, and disseminating event information to all appropriate parties. Achieving a common operating picture allows on-scene and off-scene personnel (such as Storm Rooms, ICPs, EOCs, the ECT, and so on) to have the same information about the event as those in the field, including the availability and location of resources and the status of assistance requests.

Additionally, a common operating picture offers an event overview that enables IC(s) to make effective, consistent, and timely decisions. To maintain situational awareness, communications, and event information should be updated continually.

6.3 Event Notification, Situation Reports, Status Reports, and Incident Action Plans

Event reporting and documentation processes should be standardized, where practical, to ensure that situational awareness is maintained and that personnel have easy access to critical information. Some examples of reporting and documentation are:

- **Situation Reports** offer a snapshot of the past operational period and contain confirmed or verified information regarding the explicit details (who, what, when, where, and how) relating to the event. Situation Reports are also used to inform the IC of emergency issues that either have been addressed or need to be addressed.
- **Status Reports**, which can be contained in Situation Reports, relay information specifically related to the status of resources (for example, availability or assignment of resources).
- **Incident Action Plans** include information such as the Event Goals and Objectives, the Communications Plan, Safety Messages, and so on. The Incident Communications Plan is updated daily or as needed, and includes event-specific contact information for the Command and General Staff positions and for many of the Branch Directors, Managers, Supervisors, and Unit Leaders within the various Sections.

6.4 Operational Communications

6.4.1 Interoperability

Communications interoperability allows Eversource personnel and their affiliated operating companies or business units organizations to communicate within and across Companies by voice, data, or video in real time, when needed and when authorized.

Interoperability planning requires accounting for event response contingencies and challenges. Eversource incorporates interoperability plans to include standard operating procedures (SOP), technology, training and exercises, and usage within the context of the stress and chaos of a major response effort.

6.4.2 Communications Equipment

A variety of voice and data communications tools, processes, and equipment are used to support the Eversource Core Plans' response activities and tactical operations.

A summary of voice and data telecommunications equipment includes:

- Voice
  - Desk-based landline telephones
  - Hand-held mobile telephones
  - Push-To-Talk radios (base stations, mobile-mounted, and hand-held)
  - Satellite telephones
- Text message
  - Hand-held mobile telephones
  - Data
- Email on desk computers, laptops, and hand-held smart phones
- Network file access, file sharing

6.4.3 Reliability, Scalability, and Portability

Communications and information systems are designed to be flexible, reliable, and scalable in order to function in any type of event, regardless of cause, size, location, or complexity. They should be suitable for operations within a single location, or multiple geographic locations or operating companies. Communications systems should be applicable and acceptable to users, readily adaptable to new technology, and reliable in the context of any event to which personnel would be expected to respond.

6.4.4 Resiliency and Redundancy

Resiliency is the ability of communications systems to withstand and continue to perform after damage or loss of infrastructure. It requires communications systems to avoid relying solely on a sophisticated but vulnerable network of support systems. Eversource resiliency practices are to include hardened communications systems or infrastructure that can withstand known risks.

7. ADVANCE PLANNING, TRAINING, AND EXERCISING

Eversource Energy's Emergency Preparedness Program, based on a constant cycle of continuous improvement activities, is designed to increase emergency preparedness and response readiness, resulting in the safe and reasonably prompt restoration of service to its customers during an emergency event. Emergency preparedness activities include, but are not limited to, planning; training; participating in exercises; attending meetings with PURA staff, DEMHS personnel, and public safety officials; and maintaining updated lists of personnel and entities that can assist in the Company's restoration efforts. Refer to *Figure 12 – Emergency Preparedness Cycle of Continuous Improvment*, for a graphical representation of the continuous improvement process.

Successful response to emergency events begins far in advance of the response restoration activities, requiring a Company-wide commitment to preparedness that is integrated into daily operations, not just during emergency events. Every employee is expected to participate in preparedness activities throughout the year, including planning, training and exercise activities related to their assigned ERP role. This culture of preparedness results in operational excellence during activation of the ERP.

Figure 12 – Emergency Preparedness Cycle of Continuous Improvment



7.1 Planning

This ERP is reviewed and/or revised at least bi-annually (or more often as needed) by subject matter/technical experts in key functions. Revisions incorporate new or updated information resulting from lessons learned during ERP activation or from exercises, based on updated information and/or requirements from government agencies, or from best practices and/or industry standards adopted.

7.2 Training and Exercises

Training and exercises on the use of the Incident Command System, event and incident position-specific jobs, responsibilities, duties, tasks, and other emergency operations activities are critical to the success of the Company's preparedness efforts and overall emergency management program. The planning, conduct, and evaluation of preparedness training and exercises are detailed in the Eversource Emergency Preparedness and Response Training and Exercise Program and associated documents (policies, program descriptions, procedures, guidelines, handbooks, lesson plans, and so on). The Program follows, as is appropriate and practical as determined by Eversource, specific portions of the National Incident Management System's core set of doctrine, concepts, principles, terminology, and organizational processes. Additionally, the program follows guidelines established by the Homeland Security Exercise and Evaluation Program (HSEEP) where applicable, as determined by Eversource, and includes:

- Position specific Training Program Descriptions
- The design and use of exercises
- An annual Training and Exercise Plan Workshop
- The development and update of a Multiyear Training and Exercise Plan

The Eversource EP & BC group provides position-specific training on an annual basis for personnel whose storm duties differ significantly from tasks they normally perform. The training includes ICS protocols for Command Staff in the ICC and Regional EOCs; ERP overview; and review of After Action items from previous incidents, events, or exercises.

The Company conducts an exercise to assess the procedures set forth in the ERP on an annual basis, unless the Plan is implemented in response to an actual Emergency Event. In the case of an actual Emergency Event, the Company conducts an exercise within the 18 months following the event. Additionally, the Company provides no less than 10 days prior notice of its annual exercise to PURA, the Department of Emergency Services and Public Protection (DESPP), the chief elected official of each municipality in the service territory, and any state-established emergency official(s) of the regions(s) in which the exercise is to be performed.

The Company annually evaluates its response to an exercise or Emergency Event in accordance with the After Action process. A copy of the evaluation is provided to PURA, Company participants, and other participants whom the Company recommends should modify or change their performance within 60 days of the end of the exercise or event.

Additionally, the Company participates in training and emergency exercises that are designed to assess the preparedness or response of the electric utility sector when invited (as directed by the Connecticut Commissioner of Emergency Services and Public Protection) or other exercises that are conducted by the state or any state-established emergency office for one or more regions in the service territory. This includes conducting or participating in a large-scale exercise every three years designed to test a Level 1 response and coordination activities with chief elected officials, county/regional emergency management directors, fire and police departments, and community organizations that have participated in prior exercises or that the Company reasonably determines should participate. (PURA Docket No. 12-06-09)

7.3 Emergency Contact Information

The Company maintains updated lists of contact persons for Emergency Events, including:

- Company personnel
- Mutual assistance companies and contractors
- Life Support Customers of record
- Critical Facilities
- Media – print, broadcast, social
- Hotels and catering companies
- State, county, and local elected/appointed officials, law enforcement agencies, emergency management and public safety agencies, and personnel within the Company's service territory
- Other vendors

These various lists are maintained in task-specific software programs including Lotus Notes, Microsoft Excel, Microsoft Word, and others.

7.4 Personal and Employee Family Preparedness

Employees ensure that their families are prepared for the challenges they face during prolonged outages to ensure their security and safety while the employee is committed to emergency response duties. Not only is this important to Eversource, but it also helps ensure that employees are able to contribute to the successful restoration of Eversource customers by being able to carry out their responsibilities at work.

8. PLAN DEVELOPMENT AND MAINTENANCE

8.1 Development

The EP group is responsible for the development and maintenance of this Plan, with input from knowledgeable employees from the organization, including but not limited to members of the IMT, Command Staff, and General Staff.

Following revision and approval by the IC, a written copy of the revised Plan is disseminated to the appropriate state and local government officials.

8.2 Maintenance

Any required changes that are identified by the lessons learned and after action reviews are incorporated into the ERP and its program documentation. Major changes are outlined in the revision tracking section of this Plan and changes to supporting documents are captured in their respective tracking section. Any new implementing documents or existing document revisions that are identified as being required are written, reviewed, and approved. The EP group conducts a bi-annual review of the ERP and re-files the Plan if there are any material changes in accordance with the decision in PURA Docket No. 12-06-09.

Furthermore, the Company will convene an Emergency Service Restoration Planning Committee in compliance with Substitute Senate Bill No. 4, Public Act No. 25-173. - Sec. 22. In 16-32e of the general statutes (*Effective October 1, 2025*). Any findings of the committee will be filed with the Authority following an emergency event impacting 30% or greater of customers served.

8.3 Records Management

A complete copy of the Plan and its associated documents are maintained by the Eversource EP organization, in the CT Incident Command Center, and other specifically designated and relevant company locations. It is also available on-line on the Company internal website.

8.4 Tracking of Internal and External Regulations, Commitments, and Corrective Actions

A method of tracking internal and external regulations, commitments, and corrective actions is in place to ensure required actions and commitments are met. Generally, a flag (some sort of unique indicator, icon, acronym, or similar) is placed at the specific location where content has been added to address the regulation, commitment, or corrective action, and so on. The flag provides data correlating to a reference (either in the document in a specified section or in another document) that provides specific information about the actual regulations, commitment, and corrective action. The use of this flagging process prevents the inadvertent changing or deletion of required information and allows the position of the content to be moved if necessary and maintain the reference to the regulation, commitment, or corrective action.

9. AUTHORITIES AND REFERENCES

9.1 Eversource Requirements

Documents that support performance of activities directed by this procedure include the Eversource All Hazards Emergency Response Plan and all associated documentation.

9.2 State Requirements

The ERP includes the following regulatory requirements:

- In accordance with Connecticut General Statute Section 16-32e, not later than July 1, 2012, and every two years thereafter, the Company files an updated Plan for restoring service that is interrupted as a result of an emergency with PURA, DESPP, and each Connecticut municipality located within its service area.
- Additionally, in accordance with the above statute, this Plan addresses the appropriate classification and responses for outages affecting 10, 30, 50, and 70 percent of the Company's customers (see *Table 1 - Event Level Matrix Crew Requirements* and *Table 2 - Event Level Matrix Full Time Employee/Equivalent Requirements*).
- In accordance with the decision in PURA Docket No. 12-06-12, the Company notifies PURA by July 1st annually of the mutual assistance groups to which it belongs and whether there have been changes, of which the Company has received notice, in the membership of those groups or material changes in the rules of those groups in the previous 12 months.

9.3 Federal Requirements

This ERP is designed to comply with and does not supersede or contradict any requirement or regulation prescribed by various regulatory authorities including, but not limited to:

- OSHA
- PURA
- Department of Energy (DOE)
- Federal Energy Regulatory Commission (FERC)
- North American Electric Reliability Corporation (NERC)

9.4 References

- Federal Emergency Management Agency, Comprehensive Preparedness Guide 101: A Guide for All-Hazard Emergency Operations Planning. *http://www.fema.gov/about/divisions/cpg.shtm*
- Homeland Security Exercise and Evaluation Program (HSEEP). https://www.llis.dhs.gov/hseep/
- U.S. Department of Homeland Security, National Incident Management System. *http://www.fema.gov/emergency/nims/*

10. RECORD OF CHANGES

Revision 7

Revision 7 was developed in the Winter/Spring of 2026. Revisions include:

Section 1 – Introduction and Section 2 - Strategy for Emergency Operations were updated with language and terminology to emphasize the use of the National Incident Management System/Incident Command System, with no material changes. Section 2.4 – Event Classification was revised to include language for Enhanced Operations along with updates to notes and customer percentage scale in the ELM. Language was added to emphasize the Incident Commanders ability to conduct limited or partial IMT activations. Section 2.7 – Alert was updated to reflect the Emergency Preparedness Specialist's responsibility to send notifications in coordination with the Incident Commander. Section 2.11.2 -Decentralization provided clarity on Enhanced Operations and remaining centralized from the SOC. Section 3.6.1 – Table 4 emergency response personnel language updated to 'emergency response providers', consistent with 6 U.S.C. § 101 definition of federal, state, and local governmental and nongovernmental personnel, agencies, and authorities who are engaged in emergency public safety, fire, law enforcement, emergency response, emergency medical services (including hospital emergency facilities), and related functions. Updates were made to the Organization Charts for the Operations, Planning, and Logistics Sections to correspond to recent changes made to these sections (Pole Setting Branch, Drone Branch, Food Support Branch, and Lodging Support Branch). The Finance and Administration Section title was revised to reflect the ICS General Staff hierarchy from out-of-date ICS Command Staff title. The Finance and Administration Section Organization Chart was also added and moved into Section 3. Section 3.2.1 – Command Staff Positions and Section 8.2 - Maintenance was updated to include recognition of the HR Officer's responsibility for Labor Relations with collective bargaining unit agreements and additional information under the Safety Officer and establishing an emergency service restoration planning committee, when applicable, in compliance with Substitute Senate Bill No. 4, Public Act No. 25-173**.** Minor spelling, grammar and punctuation revised throughout the document. Table of contents and Attachment 2 updated.

Revision 6

Revision 6 was developed in the Winter/Spring of 2024 as an update to the existing Plan, led by the Eversource Emergency Preparedness Organization. A Summary of Changes that are in the 2024 ERP is filed with PURA under PURA Docket No. 12-06-09 in compliance with Docket No. 22-02-10, Order 5. Revisions to the 2024 ERP include; Customer Count and System Statistics; Event Level Matrix (Typical No. of Customers Out at Peak, Minimum staffing requirement for Public Safety Specialist at Event Level 5, Minimum staffing requirement for Community Liaisons at event Level 3 or higher and Community Liaison – Account Executive Title); Fire, Police Standby definitions and descriptions; Operations Section – Transmission Branch; Attachment 3 – Sample AAR Form; Attachment 4 - Contractor Timesheet; and Attachment 5 – LSC Customer Group Event Checklist. New additions to the ERP include the position of Assistant Liaison Officer – Escalation, references to the IC having the ability to implement a partial IMT activation at an Event Level 5, references to the Municipal Hub, Critical Infrastructure description, reference to Gas and Electric Distribution System Interdependencies, and reference to the Cyber Security Disruption Plan. Revision 6 of this ERP is submitted to the Authority (PURA) for review in Docket No. 24-02-03 and in compliance with Docket No. 12-06-09, Docket No. 17-12-03RE08 and Docket No. 22-02-10.

Revision 5

Revision 5 was developed in the Summer of 2022 as an update to the existing Plan, led by the Eversource Emergency Preparedness and Business Continuity Group. This revision includes updates to the Plan in response to PURA requests including emergency position name and description updates, addition of the Resource Section and changes to the Operations, Logistics, and Planning Organizations. The Contractor Time Sheet was updated.

Revision 4

Revision 4 was developed in the Spring of 2021 as an update to the existing Plan, led by the Eversource Emergency Preparedness and Business Continuity Group. This revision includes updates to the Plan in response to PURA requests including emergency position name and description updates, addition of the Public Safety and Transmission Organizations and changes to the Regulatory, Liaison, and Planning Organizations. The Event Level Matrix Tables were updated, life support customers section was updated, and the Contractor Time Sheet was added.

Revision 3

Revision 3 was developed in the Spring of 2020 as an update to the existing Plan, led by the Eversource Emergency Preparedness and Business Continuity Group. This revision includes substantive updates to the Plan, including addition of the Regulatory Organization and changes to the Liaison Organization.

Revision 2

Revision 2 was developed in the Spring of 2018 as an update to the existing Plan led by the Eversource Emergency Preparedness and Business Continuity Group. This revision includes substantive updates to the Plan, including emergency position name and description updates.

Revision 1

Revision 1 was developed in the Spring of 2016 as an update to the existing Plan led by the Eversource Emergency Preparedness and Business Continuity Group and all of the Eversource Electric and Gas Operating Companies including the Transmission Group. This revision includes the rebranding of CL&P as Connecticut Light and Power dba Eversource Energy (The Company), in addition to substantive updates to the Plan.

Revision 0

Revision 0 was developed in the Spring of 2014 as a collaborative effort led by the Northeast Utilities Enterprise Emergency Preparedness and Business Continuity Group and all of the NU Electric and Gas Operating Companies including the Transmission Group.

Revision 0 aligns with the Plan formats outlined in the Federal Emergency Management Agency's Comprehensive Preparedness Guide (CPG) 101, the State of Connecticut State Response Framework (SRF), and the State of Connecticut Natural Disaster Plan

11. RECORD OF DISTRIBUTION

- Office of Consumer Counsel
- Office of the Attorney General
- Public Utilities Regulatory Authority
- Department of Emergency Services and Public Protection
- Legislative Office Building
- Energy & Technology Committee
- Department of Emergency Management & Homeland Security
- Department of Public Health
- All Connecticut Communities' Elected Officials

12. ATTACHMENTS

The Attachments begin on the following page.

Attachment 1 –
Incident Command System

(Sheet 1 of 2)

Incident Command System (ICS) Features and Principles

1. **Structure**

   The ERP employs ICS as the basis for the IMT. Trained personnel are assigned the roles and responsibility for key functions within the ICS structure to manage a wide range of incidents from a simple utility outage to a major disaster, such as a hurricane or blizzard. Regardless of the scale of the incident, the number of personnel and resources marshaled for the response, or the number of departments or organizations involved, utilization of ICS structure ensures that Eversource is positioned for an effective response with the safe, efficient use of resources.

2. **Span of Control**

   One of the central principles of ICS is span of control. Span of control refers to the number of direct subordinates that any one supervisor has during an incident. Realizing that each subordinate represents a separate task or process and that a supervisor can only effectively manage a given amount of work, ICS defines a reasonable span of control ranging from 3-7 direct reports, therefore, each supervisor should have no more than seven direct subordinates in the ICS structure.

3. **Chain of Command and Unity of Command**

   Chain of command is reflected in an orderly line of authority within the ranks of the ICS structure. Unity of command signifies that every individual in the ICS structure has a designated supervisor to whom he or she reports for the duration of the incident.

4. **Scalability**

   An ICS structure is scalable to an event of any size assuming that there are sufficient personnel trained and qualified to fill the critical job positions in the command structure. It is the responsibility of each layer of management within the structure to ensure the span of control is appropriate and determine whether additional functions or resources are needed.

5. **Decision Making**

   ICS pushes decision making down to the lowest level possible by ensuring that the incident is managed by objectives and the staff in the command structure are qualified to make the decisions outlined within the Plan that they have been given the authority to make.

One aspect of ICS that is important when interacting with other utilities and non-utility stakeholders is the use of plain language or common nomenclature. Title conventions for Eversource's ICS positions are shown below in Table 5 and the hierarchy is shown in Table 6.

Table 5 - Eversource ICS Terminology

ICS Staff/Section	Organization	Title	Support
Incident Commander	Incident Commander	Incident Commander	Deputy
Command Staff	All	Officer	Assistant
	Teams	*Coordinator* ***	
General Staff	All	Chief	Deputy
Operations Section	Branch	Director	Deputy
	Group	*Manager**	Assistant
	Strike Team or Task Force	Leader	
	Field Crew (District)	*Supervisor**	
Planning Section	Branch	Director	Deputy
	Unit	Leader	
	*Damage Assessment Patrollers***	*Coordinator**	
	Team	*Coordinator*	
Logistics Section	Branch	Director	Deputy
	Unit	Leader	
	Team	*Coordinator*	

Attachment 1 –
Incident Command System

(Sheet 2 of 2)

Table 6 - ICS Hierarchy

Title	Organization	Reports To	Support
Incident Commander	Incident Commander	N/A	Deputy
Officer	Command Staff	Commander	Assistant
Chief	General Staff	Commander	Deputy
Director	Branch	Chief	Deputy
Manager *	Operations	Director/Chief	Assistant
Leader (EOC)	Unit	Director/Chief	
Leader (District)	Unit	Director	
Leader (District)	Strike Team, Task Force	Manager *	
Supervisor (Operations) *	Field Crew	Manager *	
Supervisor (Planning) **	Damage Assessment	Leader	
Coordinator ***	Team	Leader/(Officer)	

Eversource Customizations:

* *Manager or Leader normally reports to Supervisor*

** *Planning normally does not have field personnel*

*** *A Coordinator reports to an Officer if not qualified as an Assistant Officer*

Attachment 2 –
Crosswalk Table of PURA Requirements

(Sheet 1 of 12)

PURA Docket	2012 Recommendations	Order #	Performance Standard	CT ERP Section	Page
PURA Docket No. 12-06-09	Davies, Witt	1, 2.a.ii & vi	Event Classification: Event Level Matrix (ELM)	1.2, 2.4.1, 2.8, 3.1, 0, 10.2, Table 1 Table 2	9, 17, 24, 37, 83, 96, 18, 20
PURA Docket No. 12-06-09	Witt	3.6	During an Emergency Event this includes, at a minimum, implementing all applicable components of the ERP related to restoration of service.	1.2	9
PURA Docket No. 12-06-09	Witt	2.a.i	The ERP for each EDC should incorporate the structure and process of the National Incident Management System (NIMS) and utilize the Incident Command System (ICS) to permit de-centralization and re-centralization of command and control throughout an Emergency Event in order to provide optimum and efficient response and utilization of resources.	1.4, 2.2	11, 14
	Davies		CL&P should review the existing procedures concerning restoration strategies to confirm alignment and consistency. Additionally, CL&P should provide input into tasks and objectives in order to ensure that future exercises incorporate multiple strategies within an operating area.	2.4	16
PURA Docket No. 12-06-09		2.c.i.1	1. Each EDC shall conduct an exercise using the procedures set forth in the utility's ERP. If the EDC uses the plan during such 12 month period in responding to an Emergency Event, the utility must then complete an exercise within 18 months;2. Each EDC shall annually evaluate its response to an exercise or major outage. The evaluation shall be provided to the PURA within 60 days after the exercise or event.	2.10.4, 8.2	28, 93

Attachment 2 –
Crosswalk Table of PURA Requirements
(Sheet 2 of 12)

PURA Docket	2012 Recommendations	Order #	Performance Standard	CT ERP Section	Page
PURA Docket No. 12-06-09		2.a.iv	The ERP shall include guidelines for setting priorities for service restoration. In general, the EDC shall set priorities such that service is restored first to critical customers, and second such that the largest number of customers can receive service in the shortest amount of time. This provision does not prohibit an EDC from simultaneously restoring critical customers, the largest number of blocks of customers, and performing other restoration activities as described in its ERP.	2.11.1	29
PURA Docket No. 12-06-09		2.a.iv	Each EDC shall abide by the guidelines and priorities for service restoration contained in its ERP. In general, the utility shall set priorities so that service is restored first to critical customers, and second so that the largest number of customers can receive service in the shortest amount of time, but this provision does not prohibit a utility from simultaneously restoring critical customers, the largest number or blocks of customers, and performing other restoration activities described in its ERP.	2.11.1	29
PURA Docket No. 12-06-09		2.a.vi	The ERP must also specify mutual assistance protocols and prioritization. These could include: utilization of holding company resources, contract crew reservations, local utility assistance, and organizations the EDC belongs to and participates in, such as the North East Mutual Assistance Group (NEMAG), Edison Electric Institute (EEI) Restore Power, and others as appropriate.	2.11.4	33

Attachment 2 –
Crosswalk Table of PURA Requirements
(Sheet 3 of 12)

PURA Docket	2012 Recommendations	Order #	Performance Standard	CT ERP Section	Page
PURA Docket No. 12-06-09	Davies, Witt	2.a.vi	The ERP must be designed to provide for mutual assistance parameters that describe how the EDC intends to employ resources available pursuant to mutual assistance agreements for emergency response. Mutual assistance shall be requested when the EDC reasonably believes that local resources are inadequate to assure timely restoration of service or public safety, or if mutual assistance would substantially improve restoration times or mitigate safety hazards. The ERP should include a storm matrix for various storm levels that identify the necessary mutual aid and/or contractor resources necessary to restore customers within a prescribed time period range. Additionally, the matrix should identify different types of storms and establish resource requirements specific to those types of Emergency Events.	2.11.4	33
PURA Docket No. 12-06-09	Davies, Witt	2.a.vi	The ERP must stipulate at what level of outage or anticipated outage level the EDC will request mutual assistance, taking into account travel times from remote resources, so as to ensure sufficient resources to rapidly and efficiently provide restoration.	2.11.4a	33
PURA Docket No. 12-06-09		2.a.iii	The ERP shall describe the process for assessing damage and, where appropriate, the use of contingency resources required to expedite a response to the emergency. The ERP should also specify the mode(s) of delivery of damage assessments.	3.4.3	52

Attachment 2 –
Crosswalk Table of PURA Requirements
(Sheet 4 of 12)

PURA Docket	2012 Recommendations	Order #	Performance Standard	CT ERP Section	Page
PURA Docket No. 12-06-09	Davies	2.a.vi	The ERP shall recognize the need to communicate mutual assistance activities with specified state and local agencies.	3.9.2d, 3.10.2c	78, 81
PURA Docket No. 12-06-09	Witt	3	Each EDC shall train designated personnel each calendar year in preparation for events. The training shall be designed to overcome problems identified in the evaluations of responses to an event or exercise and shall reflect any relevant changes to the EDC's plan;	8.2	93
PURA Docket No. 12-06-09		2.c.i.4	Each EDC shall provide no less than ten days prior notice of its annual exercise to the PURA, the Department of Emergency Services and Public Protection, the chief elected official of each municipality in its service territory and any state-established emergency office(s) for the region(s) in which the exercise is to be performed, and to appropriate local authorities.	8.2	93

Attachment 2 –
Crosswalk Table of PURA Requirements
(Sheet 5 of 12)

PURA Docket	2012 Recommendations	Order #	Performance Standard	CT ERP Section	Page
PURA Docket No. 12-06-09	Witt, Two Storm	2.c.ii.1	Every three calendar years, each EDC shall conduct or participate in a comprehensive emergency exercise to test and evaluate major components of its plan and shall invite a cross-section of the following, or their representatives, located within the EDC's service territory, to the exercise: • Chief elected official and other elected officials; • County/regional emergency management directors; • Fire and police departments; • Community organizations such as the American Red Cross, which have participated in prior such exercises or which the EDC reasonably concludes should participate in such exercises; and • the PURA. 2. Each EDC shall participate in each statewide emergency preparedness drill conducted by the state in which the state extended an invitation for participation to the EDC; 3. The large-scale exercises that are held every three years should consider the highest level event covered in the ERP, for example, a Level 4 event, with up to 70% of its customers suffering an extended outage; and 4. Provide after-action and lessons-learned reports to the EDC's participants and any other participants whom the EDC recommends should modify or improve their performance, and file these with PURA within 60 days following each exercise.	8.2	93

Attachment 2 -
Crosswalk Table of PURA Requirements
(Sheet 6 of 12)

PURA Docket	2012 Recommendations	Order #	Performance Standard	CT ERP Section	Page
PURA Docket No. 12-06-09		2.c.i.5	5. The EDC shall participate in other emergency exercises, which are conducted by the state or any state-established emergency office for one or more regions in the EDC's service territory, that is designed to address problems on electric distribution facilities or services and to which the utility has been invited to participate.	8.2	93
PURA Docket No. 12-06-09		2	Each EDC will also file the ERP in full when there have been any material changes in the ERP.	9.2	95
PURA Docket No. 12-06-09		2	Submit ERP to the PURA for reviews of emergency plans every two years, on or before July 1st, pursuant to the General Statutes of Connecticut (Conn. Gen. Stat.) §16-32e.	10.2	96
PURA Docket No. 12-06-09		2.a.vi	Each EDC shall annually notify the PURA by July 1st of the mutual aid groups to which it belongs and whether there have been changes in the membership of those groups or material changes in the rules of those groups within the previous 12 months.	10.2	96
PURA Docket No. 20-08-03	N/A	1	No later than June 30, 2021, Eversource and UI shall separately submit for the Authority's review, modification, and approval updated ERPs incorporating all of the changes discussed herein. In this filing, the EDCs shall provide two sets of ERPs: a version with redline edits and a clean version. Such changes shall include the modifications to the ERP Event Level Classification Matrix outlined in Section IV.D.8.	2, Table 1 Table 2	12, 18, 20

Attachment 2 -
Crosswalk Table of PURA Requirements
(Sheet 7 of 12)

PURA Docket	2012 Rec	Order #	Performance Standard	CT ERP Section	Page
PURA Docket No. 20-08-03	N/A	1 (continued)	The updated matrix shall include the number of total, internal, and external resources to be available at the onset of the storm, as well as the peak number of crews expected during the storm restoration process for each event level for the following categories of resources by number of crews and full time equivalent staff: a. Line Crews; b. Service Crews; c. Damage Assessors; d. Tree/Line Clearance/ Vegetation Mgt Crews; e. Liaisons; and f. Large customer account representatives (See, Section IV.G.1.).	2, Table 1 Table 2	12, 18, 20
PURA Docket No. 20-08-03	N/A	2	The EDCs shall also develop a process for identifying and tracking life support customers, which are customers that require electrical service for life-maintaining conditions. The EDCs shall incorporate into their respective ERPs filed for the Authority's review, modification, and approval on or before June 30, 2021, a formal process to contact life support customers before, during, and after storm events. Specifically, the formal process must include steps to: contact all life support customers more than 24 hours before the onset of a major storm; track the status of electric service to life support customers; regularly update each municipality served by the EDC of the life support customers without power in their town; and provide daily communications to life support customers without power during the storm restoration process	3.9	77

PURA Docket No. 20-08-03	N/A	3	No later than June 30, 2021, Eversource and UI shall separately perform and submit to the Authority a study to determine the number of damage assessors needed to assist in the identification of Make Safe locations and restoration duties within the first 48 hours of storm onset for each of the event levels in its Event Level Matrix.	3.2, 3.6, Table 1 Table 2	37, 61, 18, 20

Attachment 2 -
Crosswalk Table of PURA Requirements
(Sheet 8 of 12)

PURA Docket	2012 Rec	Order #	Performance Standard	CT ERP Section	Page
PURA Docket No. 20-08-03	N/A	3 (continued)	Based on the findings of the study, UI and Eversource shall include in their respective updated ERPs the range of damage assessors likely needed in the event level classification, as directed in Order No. 1.	3.2, 3.6, Table 1 Table 2	37, 61, 18, 20
PURA Docket No. 20-08-03	N/A	4	Until further notice, the Authority directs Eversource and UI to include in their storm preparedness resource acquisition activities the ability to acquire enough line resources and liaisons sufficient to dedicate one of each to any potentially affected municipality in its territory who requests such. This requirement shall apply to any Event Level 4 or higher. a. In the case of Make Safe liaisons, Eversource and UI shall provide a Make Safe liaison that is in addition to the town liaison and will be dedicated solely during response to coordinate blocked roads with the towns until all Make Safe roads are cleared or until such a time as the EDC and town has conferred and determined that the town no longer needs a dedicated Make Safe Liaison. b. In the case of line resources, Eversource and UI shall have on hand line resources in advance of an event sufficient to provide one line worker crew for each town that request one. UI shall continue to provide a dedicated line resource crew and Make Safe crew to each municipality that requests one according to its current policy. In the case of an Event Level 4 or higher, Eversource and UI shall make these resources available for municipalities no later than 12 hours after the storm has left the area. Additional line resources brought to bear for which a town no longer has need may, upon confirmation with the town, be allocated to restoration or to other duties.	3.2, 3.6, Table 1 Table 2	37, 61, 18, 20

Attachment 2 -
Crosswalk Table of PURA Requirements
(Sheet 9 of 12)

PURA Docket	2012 Rec	Order #	Performance Standard	CT ERP Section	Page
		4 (continued)	This requirement is not intended to prevent the EDCs from using all of its available crews to respond to higher priority needs to ensure public safety. c. Each EDC shall develop criteria such as, but not limited to, the number of damage locations as a percentage of miles of main line primary in a town, or total miles of primary that would be applied to determine the deployment of available Make Safe liaisons and line crews to those towns that have the highest public safety and outage impact, in the event that, and only so long as, available resources are not sufficient to address all public safety priorities at the same time in all towns. This requirement is intended to allow the EDCs to use all available crews to respond to higher priority needs to ensure public safety. Such criteria shall be included in the emergency response plan and reviewed annually with each town		
PURA Docket No. 20-08-03	N/A	7	No later than June 30, 2021, the EDCs are directed to individually collaborate with CIEC to develop and submit to the Authority for review, modification, and approval the following modifications to the EDCs' emergency response activities relating to major customer accounts, which shall be incorporated into each EDC's ERP upon approval: a. Solutions to better support major accounts during emergency events; b. Formal after action reporting process for major accounts; and c. Formal emergency preparedness and response communications plan with account representatives.	Table 1 Table 2, 3.2, 3.9	18, 20, 37, 77

Attachment 2 -
Crosswalk Table of PURA Requirements
(Sheet 10 of 12)

PURA Docket	2012 Rec	Order #	Performance Standard	CT ERP Section	Page
PURA Docket No. 20-08-03	N/A	8	No later than June 30, 2021, the EDCs shall revise and file for the Authority's review, modification, and approval timesheets or other documentation used to track work performed by external or contractor line crews and damage assessors during future storms. Such revised timesheet or other documentation shall include the following minimum set of information per shift: a. Number or amount of work performed; b. Description and location of work performed; c. Beginning and ending locations; d. Paid time spent traveling at start and end of shift; e. Paid time traveled for mobilization, demobilization, and standby time f. Employee names; dates; and hours worked. The timesheets/documentation templates shall be included as an attachment to each EDC's public version of its ERP.	2.11.4, 3.5.2	33,
PURA Docket No. 20-08-03	N/A	9	No later than June 30, 2021, the EDCs shall separately submit in a report to the Authority for its review and approval findings from the EDCs' outreach to municipalities to understand what information and best form(s) of communicating that information is most useful and actionable to the towns during the first 48 hours following an Event Level 3 or greater event. The report shall also include a proposed template for use during future storms to communicate this information to towns for the Authority's review, modification, and approval.	Table 1 Table 2 3.2, 3.9	18, 20, 37, 77

Attachment 2 -
Crosswalk Table of PURA Requirements
(Sheet 11 of 12)

PURA Docket	2012 Rec	Order #	Performance Standard	CT ERP Section	Page
PURA Docket No. 20-08-03	N/A	9 (continued)	The Authority will subsequently release such report for public comment. Once approved by the Authority, the EDCs shall communicate any required changes to the current communications protocols to all municipal leaders in their service territory and shall incorporate such protocols into the EDCs' respective ERPs.	Table 1 Table 2 3.2, 3.9	18, 20, 37, 77
PURA Docket No. 20-08-03	N/A	10	No later than June 30, 2021, the EDCs shall separately work with municipalities in their service territories to identify ways that reporting blocked roads could be improved using the current manual reporting system. The EDCs shall summarize the input received from the municipalities in a report to the Authority. The report shall also include proposed improvements to the current reporting system for the Authority's review, modification, and approval. The EDCs are directed to submit for the Authority's review and approval the report and the proposed improvements. Once approved, the EDCs shall communicate any required changes to the current reporting system to all municipal leaders in their service territory and shall incorporate such changes into the EDCs' respective ERPs.	3.2, 3.6, Table 1 Table 2	37, 61, 18, 20
PURA Docket No. 20-08-03	N/A	11	No later than June 30, 2021, the EDCs shall submit to the Authority a revised standard template for its 60-Day After Action Reports submitted to the Authority pursuant to Section 3.7 of Appendix A of the Performance Standards Decision that includes a section to consider corrective actions and lessons learned regarding performance efficiencies or cost saving measures.	2.10.4, 9.2, Attachment 3	28, 95, 115

Attachment 2 -
Crosswalk Table of PURA Requirements
(Sheet 12 of 12)

PURA Docket	2012 Rec	Order #	Performance Standard	CT ERP Section	Page
PURA Docket No. 17-12-03RE08	N/A	18	No later than September 30, 2022, the EDCs shall include in their respective ERPs appropriate protocols related to ISO-NE operating procedures as described in Section II.C.2., Incorporation of Winter Reliability Emergency Protocols into ERP.	6, Public Information (Communications & Media) Annex to the AHERP	36, 87
PURA Docket No. 17-12-03RE08	N/A	19	No later than September 30, 2022, the EDCs shall include in their respective ERPs Utilities' critical infrastructure information and point-of-contact information consistent with Section II.C.3., Plan to Address Other Utility Critical Infrastructure.	2.11.1, 3.11.2d	29, 81
PURA Docket No. 17-12-03RE08	N/A	20	No later than June 30, 2024, each EDC shall include a Cybersecurity disruption response component in its ERP submitted pursuant to Conn. Gen. Stat. § 16-32e as described in Section II.C.4., Incorporation of Cybersecurity Plan into ERP.	2.13	36
Substitute Senate Bill No. 4, Public Act No. 25-173	N/A	Sec. 22. Section16-32e	N/A		40, 95

Attachment 3 –
Sample AAR Form
(Sheet 1 of 1)

Improvement Plan Matrix

Capability	Observation Title	Recommendation	Corrective Action Description	Capability Element	Primary Responsible Agency	Agency PoC	Start Date	Completion Date
Capability 1	Observation 1	Recommendation 1	Corrective Action 1	Planning	State X EMA	EMA Director	12-01-2006	09-01-2007
			Corrective Action 2	Planning	State X EMS System	EMS System Director	12-01-2006	02-01-2007
		Recommendation 2	Corrective Action 1	Training	State X EMA	EMA Director	12-01-2006	12-01-2007
			Corrective Action 2	Systems/ Equipment	State X EMA	EMA Director	12-01-2006	03-15-2007
	Observation 2	Recommendation 1	Corrective Action 1	Planning	State X EMS System	EMS System Director	12-01-2006	01-15-2007
			Corrective Action 2	Systems/ Equipment	State X EMA	EMA Director	12-01-2006	01-01-2007
		Recommendation 2	Corrective Action 1					
Capability 2	Observation 1	Recommendation 1	Corrective Action 1					
			Corrective Action 2					
		Recommendation 2	Corrective Action 1					
			Corrective Action 2					
	Observation 2	Recommendation 1	Corrective Action 1					
Capability 3	Observation 1	Recommendation 1	Corrective Action 1					
		Recommendation 2	Corrective Action 2					
	Observation 2	Recommendation 1	Corrective Action 1					
			Corrective Action 2					
		Recommendation 2	Corrective Action 1					

Example

Attachment 4 –
Eversource Contractor Daily Time Sheet
(Sheet 1 of 3)

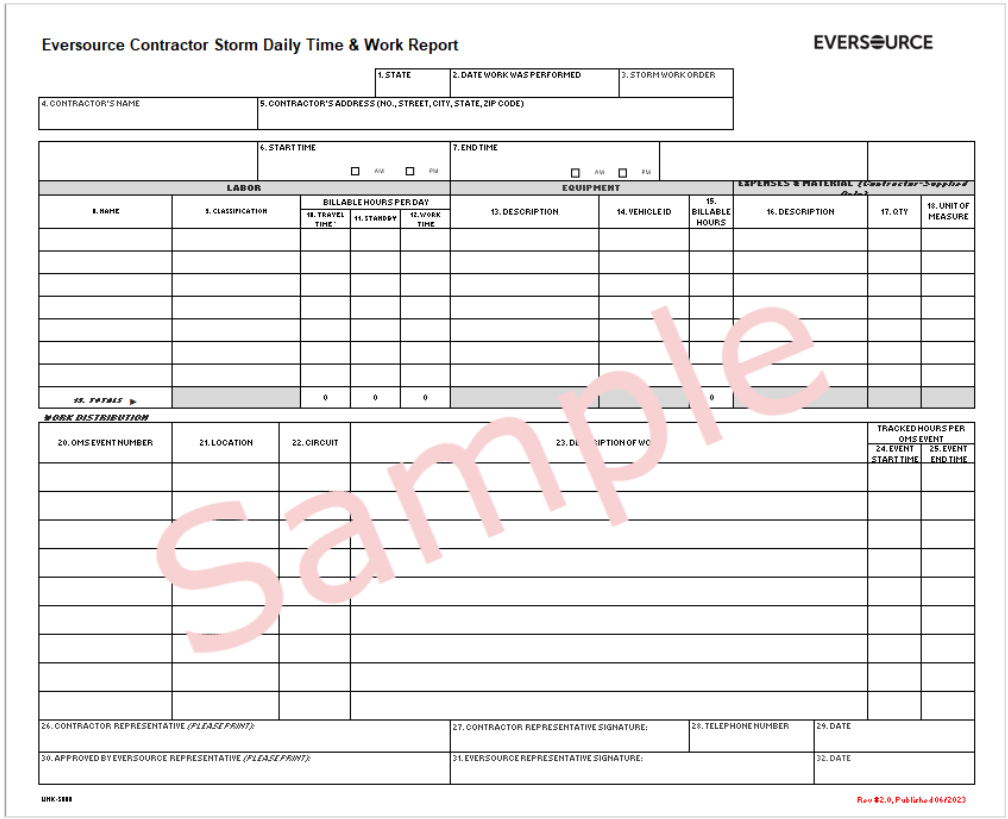

Eversource Contractor Storm Daily Time & Work Report

EVERSOURCE

1. STATE	2. DATE WORK WAS PERFORMED	3. STORM WORK ORDER

4. CONTRACTOR'S NAME	5. CONTRACTOR'S ADDRESS (NO., STREET, CITY, STATE, ZIP CODE)

	6. START TIME ☐ AM ☐ PM	7. END TIME ☐ AM ☐ PM		

LABOR					EQUIPMENT			EXPENSES & MATERIAL (Contractor Supplied Only)		
8. NAME	9. CLASSIFICATION	BILLABLE HOURS PER DAY			13. DESCRIPTION	14. VEHICLE ID	15. BILLABLE HOURS	16. DESCRIPTION	17. QTY	18. UNIT OF MEASURE
		10. TRAVEL TIME	11. STANDBY	12. WORK TIME						
19. TOTALS ▶		0	0	0			0			

WORK DISTRIBUTION

20. OMS EVENT NUMBER	21. LOCATION	22. CIRCUIT	23. DESCRIPTION OF WORK	TRACKED HOURS PER OMS EVENT	
				24. EVENT START TIME	25. EVENT END TIME

26. CONTRACTOR REPRESENTATIVE (PLEASE PRINT):	27. CONTRACTOR REPRESENTATIVE SIGNATURE:	28. TELEPHONE NUMBER	29. DATE
30. APPROVED BY EVERSOURCE REPRESENTATIVE (PLEASE PRINT):	31. EVERSOURCE REPRESENTATIVE SIGNATURE:		32. DATE

UNK-5000

Rev #2.0, Published 06/2023

Sample

Attachment 4 -
Eversource Contractor Daily Time Sheet

(Sheet 2 of 3)

Purpose. This Eversource Contractor Storm Daily Time & Work Report records details of emergency event time worked and worked performed by contractors. These sheets provide detail work documentation, and a reference for any invoicing.
THIS TIMESHEET IS FOR USE ONLY UPON ARRIVAL ON EVERSOURCE PROPERTY AND SHOULD NOT BE USED FOR TRAVEL TIME FROM HOME BASE AND BACK TO HOME BASE. ONCE CONTRACTOR IS PUT TO WORK THE WORK RATE APPLIES FOR ALL HOURS WORKED (Travel, Standby, Work)
Preparation. The authorized Eversource Representative ensures the Eversource Contractor Storm Daily Time & Work Report is completed and validated. It is signed by the Contractor Representative and submitted to and signed by Eversource Representative daily. Personnel should document time worked, relevant work that occurred and material used.
Distribution. Blank Eversource Contractor Storm Daily Time & Work Report are provided to Contractor Representatives. The reports are submitted by the authorized Eversource Representative to the designated state-specific mailbox end of each day.[2]
Notes: Use additional copies as continuation sheets as needed, and indicate pagination as used.

Block #	Block Title	Instructions
1	State Work was Performed In	Self-Explanatory. ***NOTE**: If moved to another state within Eversource's territory, start a new timesheet. Include travel time to the other State on the new timesheet in Block 10.*
2	Date Work Was Performed	Self-Explanatory
3	Storm Work Order	Provided by the Eversource Representative
4	Contractor's Name	Contractor Company Name
5	Contractor's Address	Contractor Company Address
6	Start Time	Beginning of shift
7	End Time	End of shift
8	Name	Contractor employee name as it appears on roster
9	Classification	e.g., Lineman, Apprentice, etc.
FOR BLOCKS 10, 11, 12, 15 & 17: TIME ENTERED IS PAID AT NOGOTIATED RATE HOURS AND ALLOWED EXPENSES		
10	Travel Time	Travel time to/from hotel and work reporting location and/or between Eversource service territories. Include travel time to the new state on that respective state's timesheet (see Block 1). **DO NOT INCLUDE MOBILIZATION & DEMOBILIZATION TRAVEL TIME.**
11	Standby	Time onsite waiting to be put to work
12	Work Time	Time performing work (Restoration)
13	Description (Equipment)	Type of equipment or vehicle (e.g., Bucket Truck, Digger, Pickup Truck)
14	Vehicle ID	Equipment number or license plate number
15	Billable Hours	Number of hours equipment or vehicle was in use
16	Description (Expense & Material)	Expenses (e.g., meals, tolls) and material charged back by Contractor. **DO NOT INCLUDE MATERIAL PROVIDED BY EVERSOURCE.**
17	Qty (Quantity)	Cost ($) or Item used (e.g., wire, bolt holder)
18	Unit of Measure	e.g., feet, each **(N/A for expenses)**
19	Total of Hours	Sum of Columns 10, 11, & 12, & 15, respectively
20	OMS Event Number	Provided by Eversource Dispatcher
21	Location	Location work performed in – For Line, Tree, or Service
22	Circuit	**FOR DAMAGE ASSESSORS ONLY:** Circuit being assessed for damage
23	Description of Work	e.g., replacement of pole/pole top, transformer, wire)

[2] ct.resourceacquisition@eversource.com, nh.resourceacquisition@eversource.com, ma.resourceacquisition@eversource.com

Attachment 4 -
Eversource Contractor Daily Time Sheet

(Sheet 3 of 3)

Block #	Block Title	Instructions
24	Event Start Time	Dispatch time for event
25	Event End Time	Time work was completed on the event
26	Contractor Representative	Printed Name of Authorized Contractor Representative
27	Contractor Signature	Approval Signature of Authorized Contractor Representative
28	Telephone Number	Phone Number of Authorized Contractor Representative
29	Date	Date signed by Authorized Contractor Representative
30	Approved by Eversource Representative	Printed Name of the Authorized Eversource Representative. *NOTE: the Authorized Eversource Representative approves time, work, and the material used, NOT the rate(s).*
31	Eversource Representative Signature	Approval Signature of Authorized Eversource Representative
32	Date	Date signed by Authorized Eversource Representative

Signature by Eversource constitutes acknowledgment of receipt of invoice/time sheet; but Eversource reserves the right to further review and audit this document and the associated charges, and seek reimbursement of any amounts that are found to be over-billed or inaccurate.

Attachment 5 –
LSC Customer Group Event Checklist

(Sheet 1 of 2)

Date:		Time:		Event Name:	
Event Day:		Operating Co(s):		Contact Center(s):	

ITEM	REQUIRED ACTION	RESPONSIBLE PARTY	COMMENTS
	PRE-EVENT ACTIVITIES		
01	Prior to any anticipated storm, the Company will contact all life support customers, using existing automated messaging channels more than 24 hours in advance of the anticipated storm event. Life Support customers are identified and tracked through a Blue Sky business process. Customers will be provided with the following information: • Notifying of an impending storm or weather event. • Making them aware that there may be widespread damage, and to be prepared. • Advising that our crews are preparing for storm response. • Providing them with resources available to them, if needed, such as the Red Cross.	Message Delivery Team	☐ Complete
02	The company can track, using reporting, the number of customers who answered the call, received a voicemail message, hung up, or had a non-working number.	Message Delivery Team	☐ Complete
	DURING EVENT		
03	During the outage restoration event, the company will track the status of electrical service of all life support customers through its outage management system reporting.	Community Liaisons	☐ Complete
04	The company provides a daily updated file containing all life support customers without power to municipal officials.	Community Liaisons	☐ Complete

Attachment 5 –
LSC Customer Group Event Checklist
(Sheet 2 of 2)

05	The company runs daily outbound calling campaigns to life support customers to provide them an update on the status of their outage. These campaigns are conducted using live outbound calling or through automated message delivery, based on current volume of outages. These campaigns continue daily until all customers are restored.	Community Liaisons/ Concierge Call Team/ Message Delivery Team	☐ Complete
POST-EVENT			
06	Following substantial completion during a storm event, the customer group obtains a list of all life support customers who were impacted during the event, and does a final, outbound calling campaign to these customers.	Operations and Concierge Call Team	☐ Complete
07	Depending on the number of customers impacted, the post-event campaign will either be live outbound by CSR or automated with an option to receive a call back from a CSR. The messaging will be to confirm that power has been restored and thank customers for their patience.	Concierge Team / Message Delivery Team	☐ Complete
08	Should the customer require any further assistance, CSRs address the customer's needs and/or escalate the situation, as warranted.	Concierge Team	☐ Complete