EVERSOURCE

Supplement Authorization Form

Project Title: [redacted] **Repl Cables for SS Work**	**Project Number: CD01132**
Date Prepared: 11/20/2025	**Company:** Eversource CT
Organization: Distribution Engineering	**Project Category:** UG CABLE & EQUIPMNT REPLACEMNT
Initiating Organization: Distribution	**Project Type:** Specific
Project DDE: [redacted]	**Capital Investment part of 5-year plan?** Yes
Project Manager: [redacted]	**Emergency Related Request?** No
Project Sponsor: [redacted]	**Facility Type** (check all that apply)**:** ☐ PTF ☐ non-PTF ☒ Distribution ☐ N/A (General Plant)
Current Authorized Amount: $5,441.7K	**Approved In-Service Date:** 12/31/2025
Supplement Request: $1,985.7K	**Estimated In-Service Date:** 12/31/2026
Total Capital Request ($): $7,427.4K	**Authorization Type:** Supplement Request
	Reason: : Cost Overage

1. Project Background

This project was established to [redacted]

This project is being revised to reflect a change in the proposed cashflow from $5,441.7K to $7,427.4K, an increase of $1,985.7K or 36% of the Full Funding authorization.

This project is also being revised to reflect a change in the in-service date from 12/31/2025 to 12/31/2026.

- Project Location:
  - Division: Western
  - District: Newtown AWC
  - Town: Danbury

2. Supplement Justification Overview

The additional capital is due to underestimated labor as accounted for in the Full Funding authorization estimate, as well as increased loaders. There is no change in the final scope for this project. The change in the in-service date was due to postponing a portion of the cable work to 2026.

3. Supplement Justification Detail

The ACT estimate included actual charges for the civil portion of the project. However, the actuals at the time unknowingly did not include about $400K of direct contractor charges that were still pending. Therefore, this cost was missing from the Full Funding authorization estimate.

The project also includes a change in the proposed in-service date to 12/31/2026 due to postponing a portion of the cable work to 2026 as a result of a Capital Program review. The 2025 scope includes installing and cutting over the [redacted]. The remainder of the cable work is being postponed to 2026.

Due to the delay in the in-service date of this project, the feeder cutovers could not be performed in the originally intended order. This resulted in the installation of temporary cable for the [redacted] to place them back in service fed from the old switchgear following the installation of the new manholes #2609 & #2610, until they can be completed in 2026. This includes about 600’ of temporary cable (300’ each) plus installation labor. Additional costs also include underestimated switching time and time to proof-test the cables and verify phasing.

The remainder of the additional capital is due to increased indirect costs based on the issues above, plus the fact that the loader percentages are now higher than they were when the Full Funding authorization was estimated.

4. Supplement Cost Summary (Project Total)

Line-item Category	To Date Spend Year(s)	Prior Authorized Year(s)	Variance (Supplemental Request) Year(s)	New Total Request (Add Prior Authorized and Variance) Year(s)
Internal Labor and Construction Equipment	240.0	286.8	299.3	586.1
Outside Services	1,995.8	1,432.8	175.2	1,608.0
Materials	568.9	643.1	-0.3	642.8
Removals	0.0	593.3	93.2	686.5
Risk and Contingency	0.0	298.6	-59.7	238.9
Other	11.8	5.4	4.1	9.5
SUBTOTAL DIRECTS W/ RISKS	**2,816.5**	**3,260.0**	**511.7**	**3,771.7**
Indirect / Overhead (including benefits)	2,581.2	2,138.7	1,455.3	3,594.0
AFUDC	61.7	43.0	18.7	61.7
Subtotal – Indirect Costs	**2,642.9**	**2,181.7**	**1,474.0**	**3,655.7**
TOTAL CAPITAL REQUEST	**5,459.4**	**5,441.7**	**1,985.7**	**7,427.4**
Reimbursables/Customer Contribution	**0.0**	**0.0**	**0.0**	**0.0**
PROJECT TOTAL (LESS REIMBURSABLES)	**5,459.4**	**5,441.7**	**1,985.7**	**7,427.4**

New Total Request by Year (if applicable)

Note: If multi-year project, include actuals for current and years past, and then show forecasted spend for upcoming years.

Capital Costs	2022 Actual	2023 Actual	2024 Actual	2025 Actual	2026 Estimate	TOTAL
Internal Labor & Equipment	21.6	124.3	196.5	132.1	111.7	586.1
Outside Services	59.2	340.9	539.0	362.5	306.5	1,608.0
Materials	23.7	136.3	215.4	144.9	122.5	642.8
Removals	23.3	134.3	212.3	142.7	173.9	686.5
Risk and Contingency	0.0	0.0	0.0	0.0	238.9	238.9
Other	0.3	2.0	3.2	2.1	1.8	9.5
SUBTOTAL Direct Cost	**128.1**	**737.6**	**1,166.4**	**784.3**	**955.3**	**3,771.7**
Indirects / Overheads	101.4	366.2	1,128.0	985.6	1,012.8	3,594.0
AFUDC	1.9	17.4	38.9	3.6	0.0	61.7
SUBTOTAL Indirect Cost	**103.3**	**383.6**	**1,166.9**	**989.2**	**1,012.8**	**3,655.7**
TOTAL Capital Request	**231.4**	**1,121.2**	**2,333.2**	**1,773.5**	**1,968.1**	**7,427.4**
Less Total Customer Contribution	0.0	0.0	0.0	0.0	0.0	**0.0**
TOTAL Project Cost	**231.4**	**1,121.2**	**2,333.2**	**1,773.5**	**1,968.1**	**7,427.4**

Full Funding PAF:

EVERSOURCE

Project Approval Form

Project Title [redacted]epl Cables for SS Work	**Project Number:** CD01132
Date Prepared: 07/18/2024	**Company:** Eversource CT
Organization: Distribution Engineering	**Project Category:** UG CABLE & EQUIPMNT REPLACEMNT
Project Initiator [redacted]	**Project Type:** Specific
Initiating Organization: Distribution	**Capital Investment part of original Op Plan:** Yes
Project Manager [redacted]	**Emergency Related Request?** No
Project Sponsor [redacted]	**Facility Type** (check all that apply): ☐ PTF ☐ non-PTF ☒ Distribution ☐ N/A (General Plant)
Required in service date: 12/31/2025	
Total Capital Request: $5,441.8K	**Authorization Type:** Full Funding

1. Executive Summary

This project was established to replace the egress cables at [redacted] in support of substation project CS00189, which was established to replace the [redacted]

This project is being revised to reflect a change in the status of this project to Full Funding to reflect detailed work orders, as well as a change in the in-service date for this project. The 2024 scope now includes just the civil work, plus the cutover of th[redacted] The remainder of the cutovers are postponed to 2025 due to budget limitations.

- Approved Initial Funding Authorization: $2,463K at the 10/4/2018 CT-PAC meeting.
- Requesting Full Funding authorization: $5,441.8K, a difference of $2,978.8K or 121% increase from the Initial Funding authorization.
- Project Location:
  - Division: Western
  - District: Newtown AWC
  - Town: Danbury

The variance is due to the following:

- Increased labor and material charges.
  - The legacy estimating units used to produce the Initial Funding estimate are about 30% lower than the estimates used today, which were updated to reflect increased labor & material costs. This accounts for an increase in cost of about $780K.

1

Refer to Distribution Capital Project Approval Process
JA-AM-2001-B, Rev.1



Project Approval Form

[redacted]

2

Refer to Distribution Capital Project Approval Process
JA-AM-2001-B, Rev.1

2. Project Cost Summary

Note: Dollar values are in thousands.

Capital Costs	2022 Actual	2023 Actual	2024 Actual	2024 Estimate	2025 Estimate	Total
Internal Labor and Construction Equipment	12.7	73.1	70.5	4.4	126.2	286.8
Outside Services	63.4	365.1	352.0	22.0	630.3	1,432.8
Materials	28.5	163.9	158.0	9.9	282.9	643.1
Removals	23.3	134.3	129.5	10.2	296.1	593.3
Risk and Contingency	0.0	0.0	0.0	9.6	289.0	298.6
Other	0.2	1.4	1.3	0.1	2.4	5.4
Subtotal	128.1	737.6	711.3	56.1	1,626.8	3,260.0

Indirect Capital Costs	2022 Actual	2023 Actual	2024 Actual	2024 Estimate	2025 Estimate	Total
Indirects/Overheads (including benefits)	101.4	366.2	609.1	49.2	1,012.8	2,138.7
Capitalized interest or AFUDC, if any	1.9	17.4	23.8	0.0	0.0	43.0
Subtotal	103.3	383.6	632.8	49.2	1,012.8	2,181.7

Total Capital Costs (Gross)	231.4	1,121.2	1,344.2	105.4	2,639.6	5,441.8
Less Total Customer Contribution						
Project Costs (Net of Reimbursement)	231.4	1,121.2	1,344.2	105.4	2,639.6	5,441.8

Explain unique payment provisions, if applicable:

3

Refer to Distribution Capital Project Approval Process
JA-AM-2001-B, Rev.1

3. Technical Justification

Background, Project Need/Justification, and Project Scope

a. Background

[redacted]

[redacted]

b. Project Need

This project covers the installation of new egress cables from the new switchgear positions to the duct bank system and the removal of the old cables from the old switchgear to the duct bank system, for the sixteen [redacted] feeders.

[redacted]

c. Project Scope

The scope of this project is as follows:

[redacted]

Project Approval Form

[redacted]

4. Alternatives Considered

[redacted]

5

Refer to Distribution Capital Project Approval Process
JA-AM-2001-B, Rev.1

EVERSOURCE

Project Approval Form

Project Option Comparison

Design Criteria	Option	
[redacted]		
Authorization Type	Full	Partial
Capital Cost	$5.4M	$5.7M
Expense Cost	$.1M	$0.1
Total Cost	$5.5M	$5.8M
Total Cost / MVA added	$201.6K/MVA	$221.7K/MVA
Total Cost / CM Saved	$4,175/CM	$4,383/CM
Total Cost / CI Saved	$202K/CI	$212K/CI
Preferred option	X	

6

Refer to Distribution Capital Project Approval Process
JA-AM-2001-B, Rev.1

5. Project Schedule

Milestone/Phase Name	Estimated Date
Partial Approval	10/4/2018
100% Detailed Engineering Completion	11/30/2023
Fully Funded	7/18/2024
In Service Date	12/31/2025

6. Regulatory Decisions

- N/A

7. Codes and Standards

- N/A

8. Risk and Contingencies

Contingencies: Project cost estimate includes $xxxK of contingency for any risks that are not yet known and do not yet have mitigation plans.

Risk Event	Risk Horizon	Likelihood of Occurrence	Risk Mitigation
Actual cost higher than estimated due to scope changes.	2024-25	Medium	Included contingency costs in the funding request. Perform detailed Field Analysis and walk down in project development to avoid potential issues.
Customer Permission / Siting Council / Municipal approvals	2024-25	Low	Design to minimize customer impact. Project Preplanning and customer/community outreach.
Internal construction resources not available to perform the work.	2024-25	Medium	Plan internal resources to perform the work. Use competitive bidding to ensure lowest outside labor cost.
Internal engineering resources not available to perform the work.	2023	Medium	Plan internal resources to perform the work. Use competitive bidding to ensure lowest outside labor cost.
Materials Shortage or long lead times	2024-25	Low	Pre-order long lead time material; minimize the use of non-standard and non-stocked material.
Storm delays	2024-25	Low	If storm activity delays work, we may be forced to use external resources.
System abnormal configuration	2024-25	Low	Schedule work to minimize system abnormal time. Install temporary bypasses/equipment if system will be abnormal for extended periods.

9. References

References
1. None

10. Attachments (One Line Diagrams, Images, etc.)

Attachment	Included in Submittal?
A. Geographic Map	*YES*
B. System and Station One-Lines	*YES*
C. Load Summary	*YES*
D. Initial Funding PAF	*YES*









EVERSOURCE

Project Approval Form

Attachment C – Load Summary



Legend:

= normal load exceeds 80% of normal rating

= contingent load exceeds 100% of normal rating

= contingent load exceeds 100% of emergency rating

14

Refer to Distribution Capital Project Approval Process
JA-AM-2001-B, Rev.1



EVERSOURCE

Project Approval Form

Project Load Summary

Project Number: CD01132

Project Name: [redacted]

[redacted]

= normal load exceeds 80% of normal rating

= contingent load exceeds 100% of normal rating

= contingent load exceeds 100% of emergency rating

15

Refer to Distribution Capital Project Approval Process
JA-AM-2001-B, Rev.1

EVERSOURCE

Project Approval Form

Attachment D – Initial Funding PAF

EVERSOURCE
Project Authorization Form

Operations Project Authorization Form

Date Prepared: December 4, 2018	Project Title: [redacted] Repl Cables for SS work
Company/ies: Eversource CT	Project ID Number: CD01132
Organization: Distribution	Class(es) of Plant: Underground
Project Initiator: [redacted]	Project Category: S/S Switchgear Replacement
Project Manager: [redacted]	Project Type: Specific
Project Sponsor: [redacted]	Project Purpose: Cable Replacements to Facilitate Substation Switchgear Replacement.
Estimated in service date: 12/31/2021	If Transmission Project: PTF?
Eng. /Constr. Resources Budgeted? N	Capital Investment Part of Original Operating Plan? N
Authorization Type: Initial Funding	O&M Expenses Part of the Original Operating Plan? N
Total Request: $2,559,000	

Financial Requirements:

Project Authorization

ERM: _____

FP&A: _____

Executive Summary

This project is being established to replace the egress cables at [redacted] in support of substation project CS00189, which was established to replace [redacted] The justification for the switchgear replacement is detailed in the project documentation for project CS00189.

Initial Funding is requested at this time, to provide for $260k for engineering. The total project cost is estimated to be $2,600k.

16

Refer to Distribution Capital Project Approval Process
JA-AM-2001-B, Rev.1

EVERSOURCE

Project Approval Form

Project Costs Summary

Note: Dollar values are in thousands

	Prior Authorized	2019	2020	2021	Totals
Capital Additions - Direct	$0	$0	$1,021	$440	$1,462
Less Customer Contribution	$0	$0	$0	$0	$0
Removals net of Salvage	$0	$0	$24	$10	$35
Total - Direct Spending	$0	$0	$1,046	$451	$1,496
Capital Additions - Indirect	$0	$0	$655	$282	$937
Subtotal Request	$0	$0	$1,701	$733	$2,433
AFUDC	$0	$0	$20	$9	$29
Total Capital Request	$0	$0	$1,721	$742	$2,463
O&M	$0	$0	$68	$29	$97
Total Request	**$0**	**$0**	**$1,789**	**$771**	**$2,560**

Financial Evaluation

Direct Capital Costs	2019	2020	2021	Total
Straight Time Labor	$0	$155	$67	$222
Overtime Labor	$0	$42	$18	$60
Outside Services	$0	$135	$58	$193
Materials	$0	$710	$306	$1,016
Other, including contingency amounts	$0	$4	$2	$6
Total Direct Costs	**$0**	**$1,046**	**$451**	**$1,496**

Indirect Capital Costs	2019	2020	2021	Total
Indirects/Overheads (including benefits)	$0	$655	$282	$937
Capitalized interest or AFUDC, if any	$0	$20	$8	$28
Total Indirect Costs	**$0**	**$675**	**$291**	**$965**
Total Capital Costs	**$0**	**$1,720**	**$741**	**$2,462**
Less Total Customer Contribution	$0	$0	$0	$0
Total Capital Project Costs	**$0**	**$1,720**	**$741**	**$2,462**
Total O&M Project Costs	**$0**	**$69**	**$30**	**$98**
Total Project Cost	**$0**	**$1,789**	**$771**	**$2,560**

17

Refer to Distribution Capital Project Approval Process
JA-AM-2001-B, Rev.1



Project Approval Form

Technical Justification:

Project Need Statement

[redacted]

Project Objectives

[redacted]

Project Scope

[redacted]

18

Refer to Distribution Capital Project Approval Process
JA-AM-2001-B, Rev.1

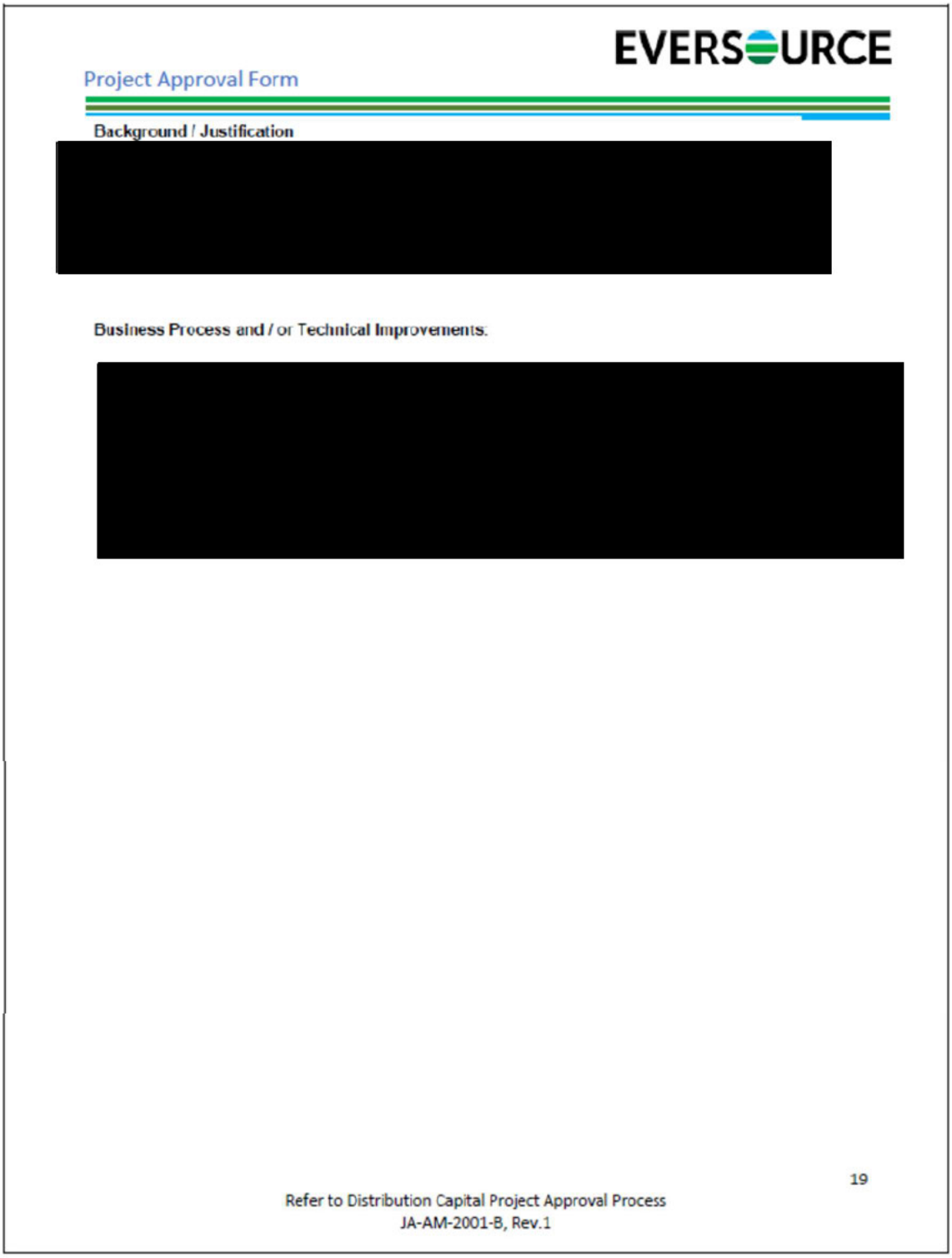

EVERSOURCE

Project Approval Form

Background / Justification

[redacted]

Business Process and / or Technical Improvements.

[redacted]

19

Refer to Distribution Capital Project Approval Process
JA-AM-2001-B, Rev.1

EVERSOURCE

Project Approval Form



Note: customer counts as of 7/24/2018.

20

Refer to Distribution Capital Project Approval Process
JA-AM-2001-B, Rev.1

EVERSOURCE

Project Approval Form

Alternatives Considered with Cost Estimates

One alternative to the poured in place manholes is to install new manholes across the street from the duct bank that goes from #167 to #168, then install new duct bank between the new manholes, as well as from the new manhole to the existing manholes #167 and #165. While the cost of installing a pre-cast manhole is less than a poured in place manhole, about 40k less per installation, this savings is offset by the additional duct bank installations required, which is estimated at about $160k. Therefore, the poured in place option was chosen as the preferred option to connect the new duct runs from the switchgear to the existing duct bank.

Project Schedule

Milestone/Phase Name	Estimated Completion Date
Initial Funding Approval for Engineering	October 2018
Detail Design	June 2019
Full Funding Approval	July 2019
Construction Completion, Segments 1, 2 & 5	December 2020
Construction Completion, Segments 3 & 4	December 2021

Regulatory Approvals

None required.

21

Refer to Distribution Capital Project Approval Process
JA-AM-2001-B, Rev.1

EVERSOURCE

Project Approval Form

Risks and Risk Mitigation Plans

Risk Event	Risk Horizon	Likelihood of Occurrence	Risk Mitigation
Actual cost higher than estimated due to scope changes.	2020-2021	Medium	Included contingency costs in the funding request. Perform detailed Field Analysis and walk down in project development to avoid potential issues.
Customer Permission / Siting Council / Municipal approvals	2019	Low	Design to minimize customer impact. Project Preplanning and customer/community outreach
Internal construction resources not available to perform the work.	2020-2021	Medium	Plan internal resources to perform the work. Use competitive bidding to ensure lowest outside labor cost.
Internal engineering resources not available to perform the work.	2019	Medium	Plan internal resources to perform the work. Use competitive bidding to ensure lowest outside labor cost.
Materials Shortage or long lead times	2020-2021	Low	Pre-order long lead time material; minimize the use of non-standard and non-stocked material.
Storm delays	2020-2021	Low	If storm activity delays work, we may be forced to use external resources.
System abnormal configuration	2020-2021	Low	Schedule work to minimize system abnormal time. Install temporary bypasses/equipment if system will be abnormal for extended periods

22

Refer to Distribution Capital Project Approval Process
JA-AM-2001-B, Rev.1

EVERSOURCE

Project Approval Form

Work Classification

Category: Line

Type: REL1

Type Desc: SWITCHGEAR

Work Type:

Ownership / Management

AWC: Newtown

Statewide: No

Owner [redacted]

Manager [redacted]

Project Information

Status: Draft

Associated Projects: CS00189

SPS #:

Assignment ID:

AIS Score:

Patrol Find ID:

Budget Summary - Preferred Option

Proposal

2020

ID	Title	Status	Rev #	Contingency	Expenditure Amount	Net Estimate
1	Replace Egress Cables for SS wo[redacted]	Prelim	0	28 %	$1,129,656	$1,129,656
2	Install MH's & ducts for new swg[redacted]	Prelim	0	28 %	$457,515	$457,515
5	Install new riser poles fo[redacted] & 6	Prelim	0	28 %	$202,138	$202,138
				2020 Total:	$1,789,309	$1,789,309

2021

ID	Title	Status	Rev #	Contingency	Expenditure Amount	Net Estimate
3	Install MH's & ducts for new swg[redacted]	Prelim	0	32 %	$239,620	$239,620
4	Replace Egress Cables for SS work[redacted]ous	Prelim	0	32 %	$530,934	$530,934
				2021 Total:	$770,554	$770,554
				Total Project:	$2,559,863	$2,559,863

Project Option Summary

ID	Description	Segments	Preliminary Estimate	Construction Estimate	Variance	IEEE $/CMS	All (w/Storm)	Prfrd
O1	Proposal	1,2,3,4,5	$2,559,863	$0	100 %	$0.00	$0.00	☑

Segments

ID	Title	Preliminary Estimate	Construction Estimate	Variance	IEEE $/CMS	All (w/Storm)
1	Replace Egress Cables for SS work A1-A2	$1,129,656			$0.00	$0.00
2	Install MH's & ducts for new swg[redacted]	$457,515			$0.00	$0.00
3	Install MH's & ducts for new swg[redacted]	$239,620			$0.00	$0.00
4	Replace Egress Cables for SS wo[redacted]ous	$530,934			$0.00	$0.00
5	Install new riser poles fo[redacted]	$202,138			$0.00	$0.00

23

Refer to Distribution Capital Project Approval Process
JA-AM-2001-B, Rev.1

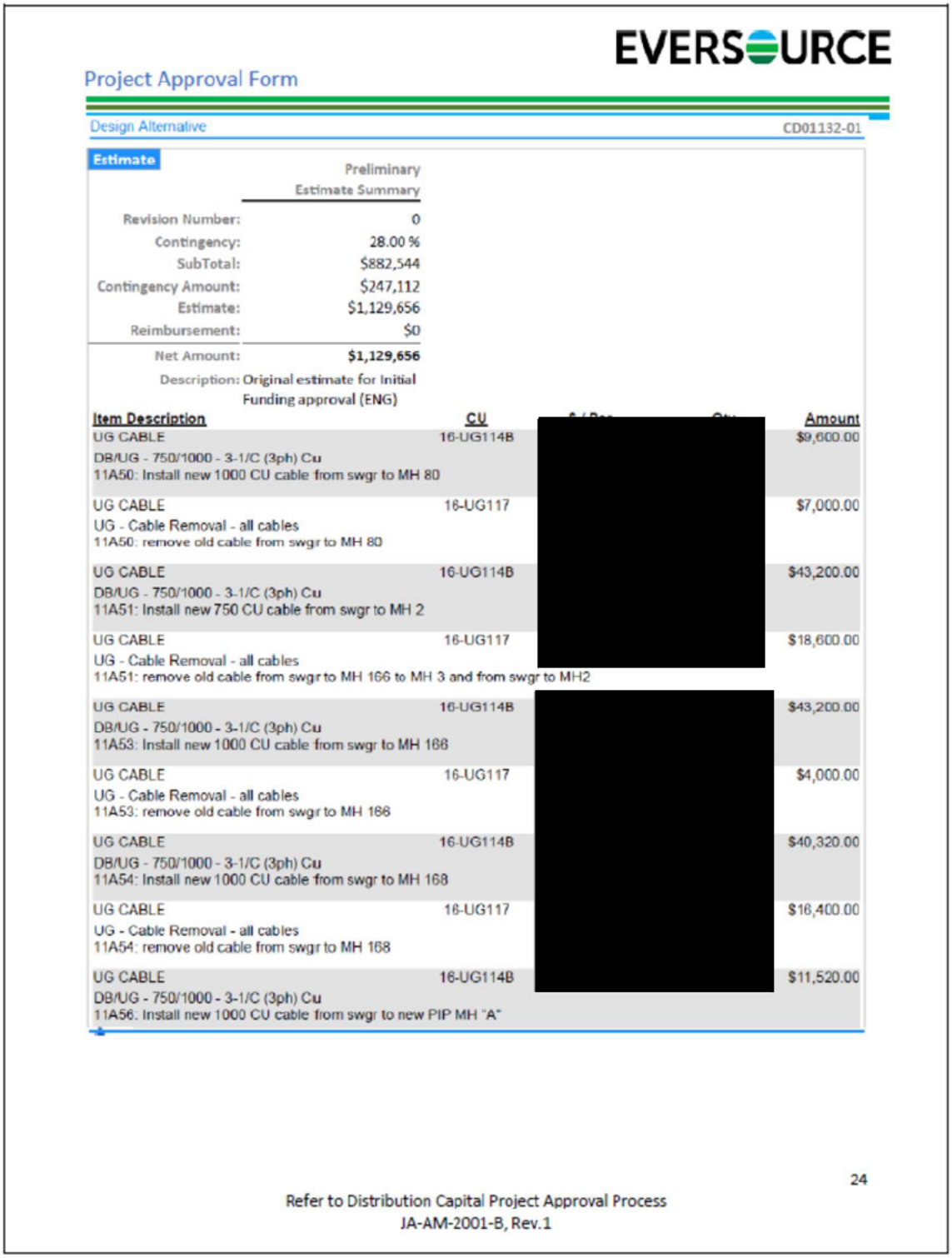

EVERSOURCE

Project Approval Form

Design Alternative CD01132-01

Estimate

Preliminary Estimate Summary

Revision Number:	0
Contingency:	28.00 %
SubTotal:	$882,544
Contingency Amount:	$247,112
Estimate:	$1,129,656
Reimbursement:	$0
Net Amount:	**$1,129,656**

Description: Original estimate for Initial Funding approval (ENG)

Item Description	CU	$ / Per	Qty	Amount
UG CABLE DB/UG - 750/1000 - 3-1/C (3ph) Cu 11A50: Install new 1000 CU cable from swgr to MH 80	16-UG114B	[redacted]		$9,600.00
UG CABLE UG - Cable Removal - all cables 11A50: remove old cable from swgr to MH 80	16-UG117			$7,000.00
UG CABLE DB/UG - 750/1000 - 3-1/C (3ph) Cu 11A51: Install new 750 CU cable from swgr to MH 2	16-UG114B			$43,200.00
UG CABLE UG - Cable Removal - all cables 11A51: remove old cable from swgr to MH 166 to MH 3 and from swgr to MH2	16-UG117			$18,600.00
UG CABLE DB/UG - 750/1000 - 3-1/C (3ph) Cu 11A53: Install new 1000 CU cable from swgr to MH 166	16-UG114B			$43,200.00
UG CABLE UG - Cable Removal - all cables 11A53: remove old cable from swgr to MH 166	16-UG117			$4,000.00
UG CABLE DB/UG - 750/1000 - 3-1/C (3ph) Cu 11A54: Install new 1000 CU cable from swgr to MH 168	16-UG114B			$40,320.00
UG CABLE UG - Cable Removal - all cables 11A54: remove old cable from swgr to MH 168	16-UG117			$16,400.00
UG CABLE DB/UG - 750/1000 - 3-1/C (3ph) Cu 11A56: Install new 1000 CU cable from swgr to new PIP MH "A"	16-UG114B			$11,520.00

24

Refer to Distribution Capital Project Approval Process
JA-AM-2001-B, Rev.1



EVERSOURCE

Project Approval Form

Design Alternative		CD01132-01
UG CABLE DB/UG - 750/1000 - 3-1/C (3ph) Cu 11A57: Install new 1000 CU cable from swgr to new PIP MH "B"	16-UG114B	$11,520.00
UG CABLE DB/UG - 750/1000 - 3-1/C (3ph) Cu 11A71: Install new 1000 CU cable from swgr to riser pole	16-UG114B	$19,200.00
UG CABLE DB/UG - 750/1000 - 3-1/C (3ph) Cu 11A73: Install new 1000 CU cable from swgr to MH 165	16-UG114B	$62,400.00
UG CABLE UG - Cable Removal - all cables 11A73: remove old cable from swgr to MH 166	16-UG117	$8,200.00
UG CABLE DB/UG - 750/1000 - 3-1/C (3ph) Cu 11A74: Install new 1000 CU cable from swgr to MH 166	16-UG114B	$43,200.00
UG CABLE UG - Cable Removal - all cables 11A74: remove old cable from swgr to MH 166	16-UG117	$4,000.00
UG CABLE DB/UG - 750/1000 - 3-1/C (3ph) Cu 11A77: Install new 1000 CU cable from swgr to MH 168	16-UG114B	$40,320.00
UG CABLE UG - Cable Removal - all cables 11A77: remove old cable from swgr to MH 168	16-UG117	$16,400.00
OTHER OTHER Additional 20% Urban Adder	16-ALL14	$132,000.00
OTHER OTHER Additional 30% Contractor Labor	16-ALL14	$198,000.00
POLE DB/UG - Riser - 3ph Install new risers for feeders [redacted] 000 CU EPR	16-UG146	$32,383.20
POLE DB/UG - Riser - 3ph Install new risers for feeders [redacted]	16-UG146	$32,383.20
SWITCHING OH/DB/UG - SWITCHING NonNetwork - Complex Labor to switch out feeders for transition	16-ALL16	$70,240.00

Design Alternative		CD01132-01
UG CABLE UG - Transition Splice Splice new 1000 CU cable to existing cables	16-UG120	$18,457.60

25

Refer to Distribution Capital Project Approval Process
JA-AM-2001-B, Rev.1

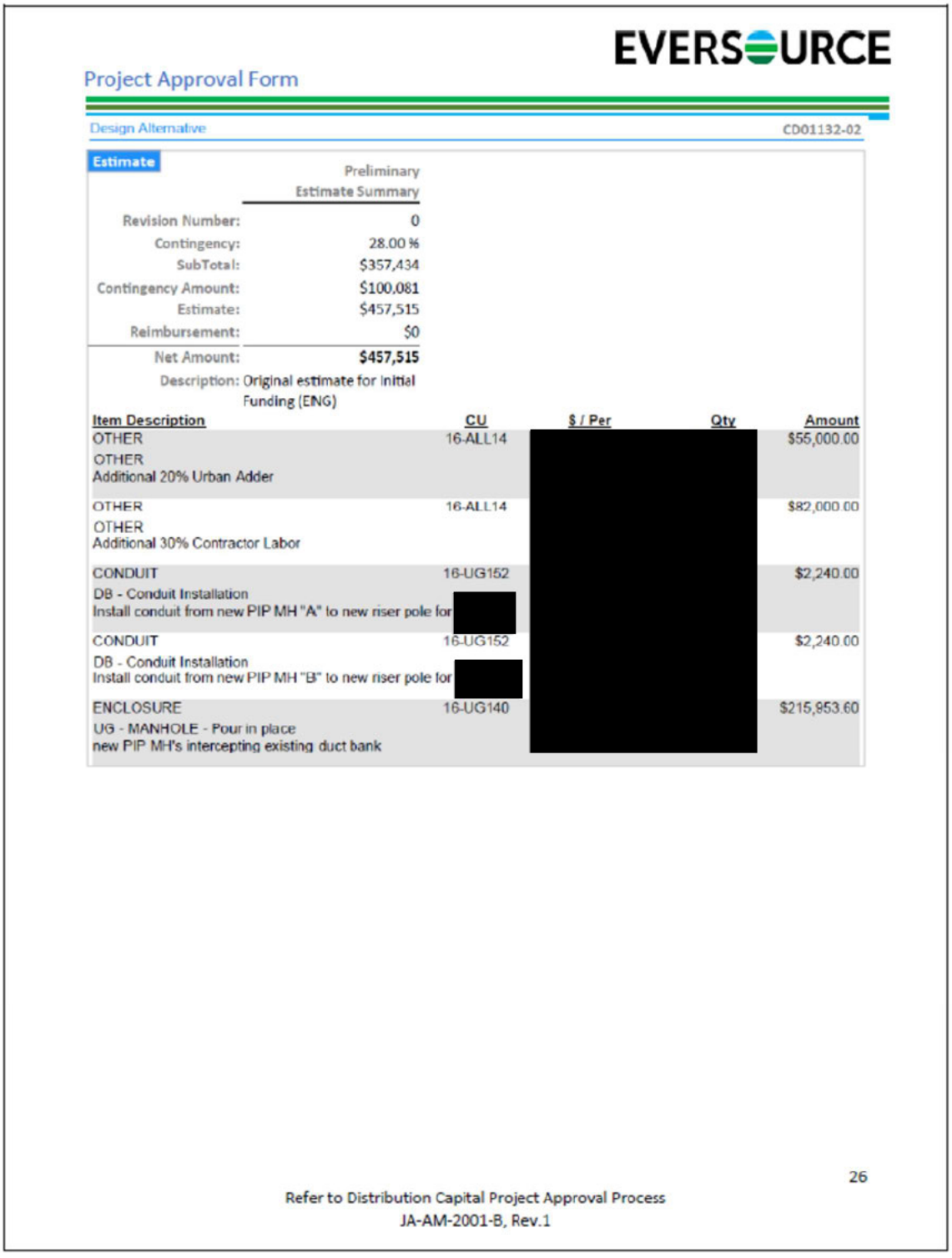

EVERSOURCE

Project Approval Form

Design Alternative CD01132-02

Estimate

Preliminary Estimate Summary

Revision Number:	0
Contingency:	28.00 %
SubTotal:	$357,434
Contingency Amount:	$100,081
Estimate:	$457,515
Reimbursement:	$0
Net Amount:	**$457,515**

Description: Original estimate for initial Funding (ENG)

Item Description	CU	$ / Per	Qty	Amount
OTHER OTHER Additional 20% Urban Adder	16-ALL14	[redacted]		$55,000.00
OTHER OTHER Additional 30% Contractor Labor	16-ALL14			$82,000.00
CONDUIT DB - Conduit Installation Install conduit from new PIP MH "A" to new riser pole for [redacted]	16-UG152			$2,240.00
CONDUIT DB - Conduit Installation Install conduit from new PIP MH "B" to new riser pole for [redacted]	16-UG152			$2,240.00
ENCLOSURE UG - MANHOLE - Pour in place new PIP MH's intercepting existing duct bank	16-UG140			$215,953.60

26

Refer to Distribution Capital Project Approval Process
JA-AM-2001-B, Rev.1

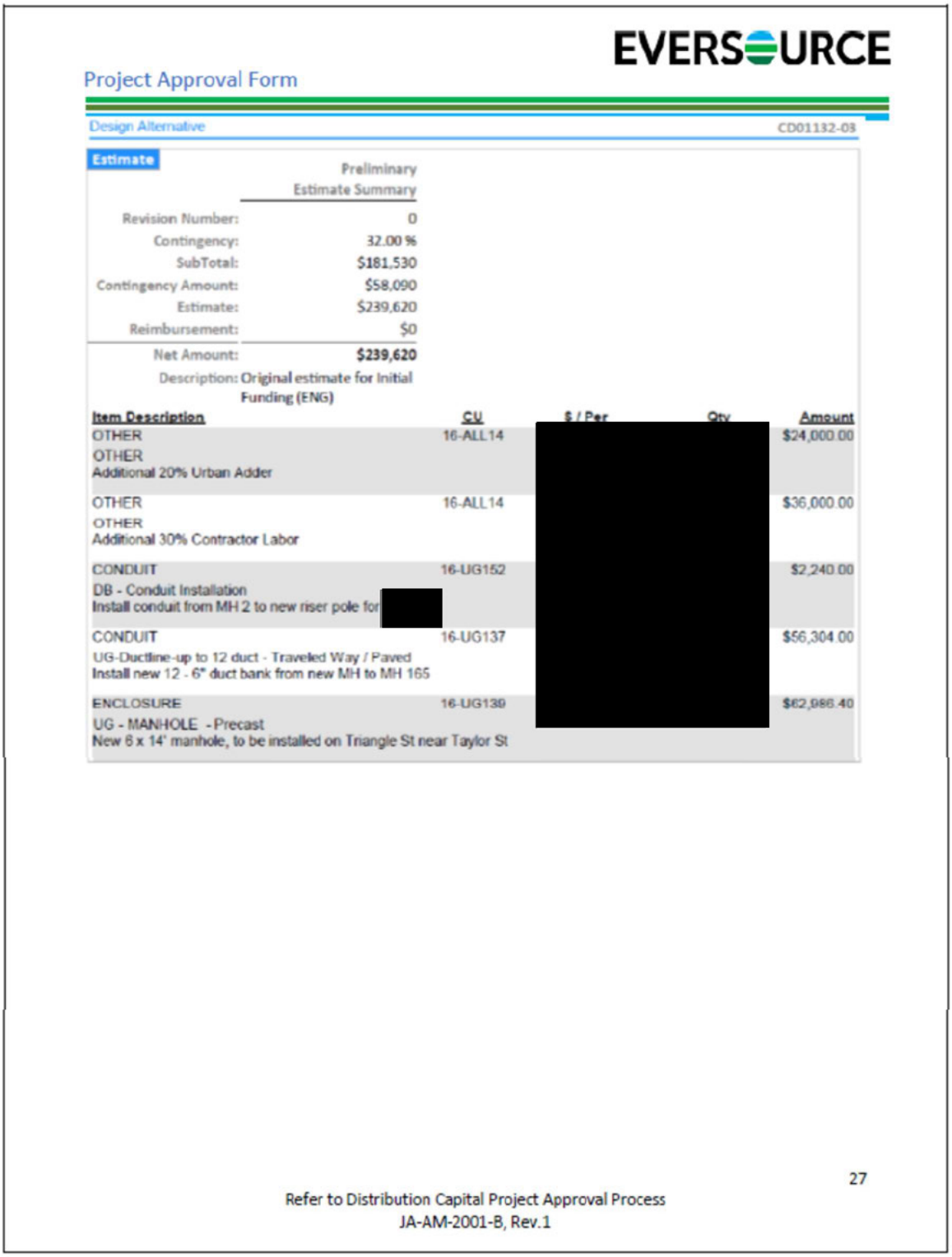

EVERSOURCE

Project Approval Form

Design Alternative CD01132-03

Estimate

Preliminary Estimate Summary

Revision Number:	0
Contingency:	32.00 %
SubTotal:	$181,530
Contingency Amount:	$58,090
Estimate:	$239,620
Reimbursement:	$0
Net Amount:	**$239,620**
Description:	Original estimate for Initial Funding (ENG)

Item Description	CU	$ / Per	Qty	Amount
OTHER OTHER Additional 20% Urban Adder	16-ALL14	[redacted]		$24,000.00
OTHER OTHER Additional 30% Contractor Labor	16-ALL14			$36,000.00
CONDUIT DB - Conduit Installation Install conduit from MH 2 to new riser pole for [redacted]	16-UG152			$2,240.00
CONDUIT UG-Ductline-up to 12 duct - Traveled Way / Paved Install new 12 - 6" duct bank from new MH to MH 165	16-UG137			$56,304.00
ENCLOSURE UG - MANHOLE - Precast New 6 x 14' manhole, to be installed on Triangle St near Taylor St	16-UG139			$62,986.40

27

Refer to Distribution Capital Project Approval Process
JA-AM-2001-B, Rev.1

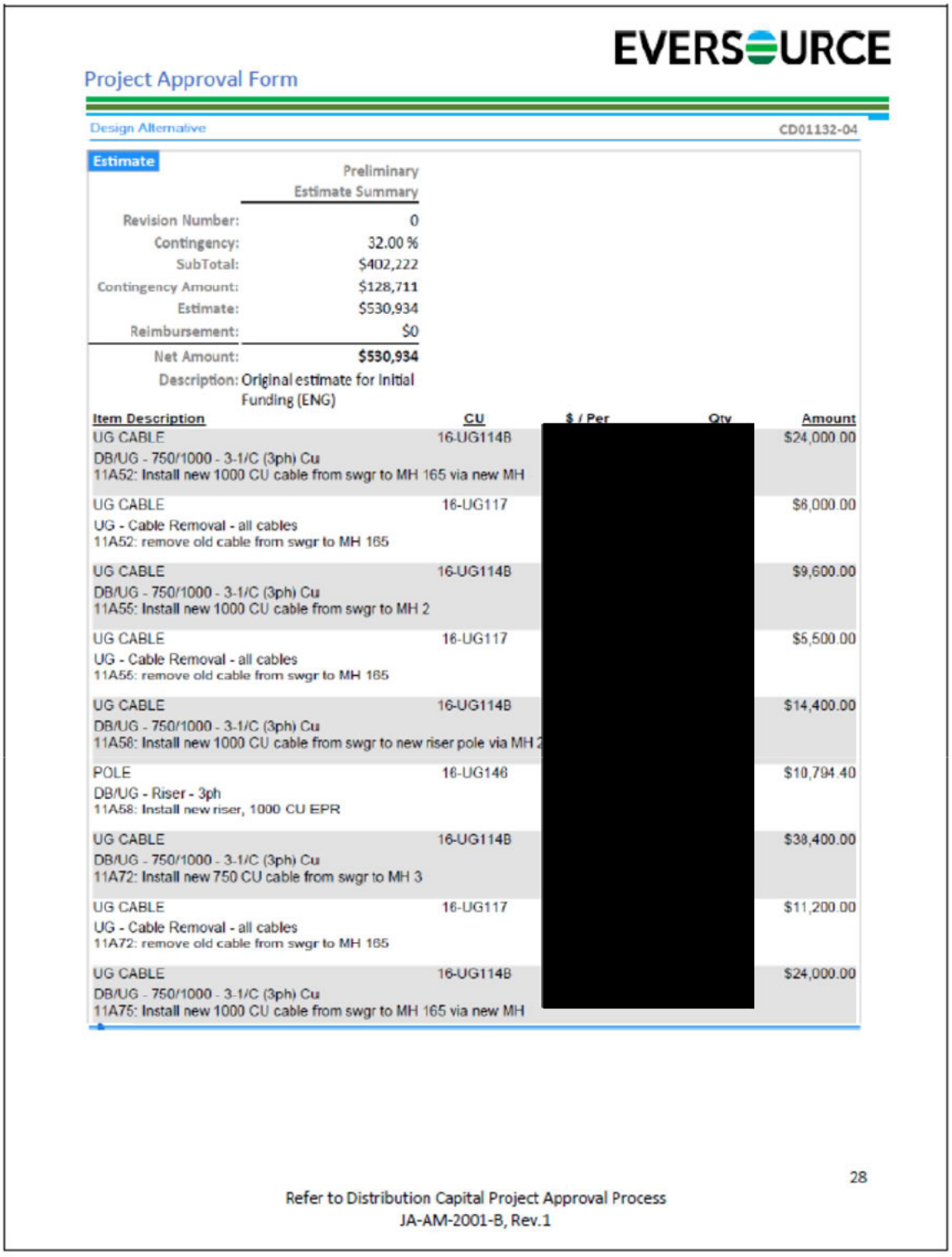

EVERSOURCE

Project Approval Form

Design Alternative CD01132-04

Estimate

	Preliminary Estimate Summary
Revision Number:	0
Contingency:	32.00 %
SubTotal:	$402,222
Contingency Amount:	$128,711
Estimate:	$530,934
Reimbursement:	$0
Net Amount:	**$530,934**

Description: Original estimate for Initial Funding (ENG)

Item Description	CU	$ / Per	Qty	Amount
UG CABLE DB/UG - 750/1000 - 3-1/C (3ph) Cu 11A52: Install new 1000 CU cable from swgr to MH 165 via new MH	16-UG114B	[redacted]		$24,000.00
UG CABLE UG - Cable Removal - all cables 11A52: remove old cable from swgr to MH 165	16-UG117			$6,000.00
UG CABLE DB/UG - 750/1000 - 3-1/C (3ph) Cu 11A55: Install new 1000 CU cable from swgr to MH 2	16-UG114B			$9,600.00
UG CABLE UG - Cable Removal - all cables 11A55: remove old cable from swgr to MH 165	16-UG117			$5,500.00
UG CABLE DB/UG - 750/1000 - 3-1/C (3ph) Cu 11A58: Install new 1000 CU cable from swgr to new riser pole via MH 2	16-UG114B			$14,400.00
POLE DB/UG - Riser - 3ph 11A58: Install new riser, 1000 CU EPR	16-UG146			$10,794.40
UG CABLE DB/UG - 750/1000 - 3-1/C (3ph) Cu 11A72: Install new 750 CU cable from swgr to MH 3	16-UG114B			$38,400.00
UG CABLE UG - Cable Removal - all cables 11A72: remove old cable from swgr to MH 165	16-UG117			$11,200.00
UG CABLE DB/UG - 750/1000 - 3-1/C (3ph) Cu 11A75: Install new 1000 CU cable from swgr to MH 165 via new MH	16-UG114B			$24,000.00

28

Refer to Distribution Capital Project Approval Process
JA-AM-2001-B, Rev.1

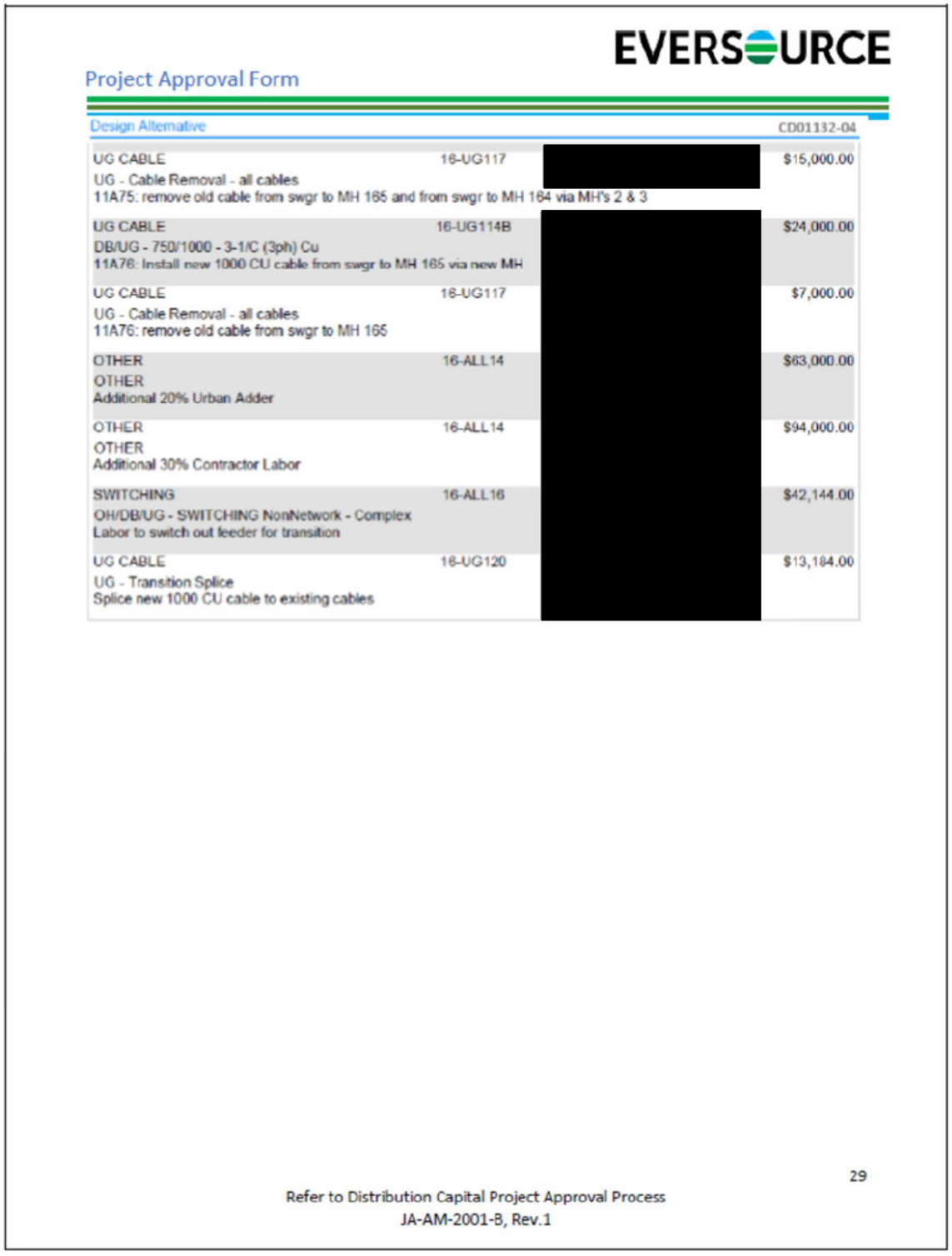

EVERSOURCE

Project Approval Form

Design Alternative CD01132-04

UG CABLE UG - Cable Removal - all cables 11A75: remove old cable from swgr to MH 165 and from swgr to MH 164 via MH's 2 & 3	16-UG117	[redacted]	$15,000.00
UG CABLE DB/UG - 750/1000 - 3-1/C (3ph) Cu 11A76: Install new 1000 CU cable from swgr to MH 165 via new MH	16-UG114B	[redacted]	$24,000.00
UG CABLE UG - Cable Removal - all cables 11A76: remove old cable from swgr to MH 165	16-UG117	[redacted]	$7,000.00
OTHER OTHER Additional 20% Urban Adder	16-ALL14	[redacted]	$63,000.00
OTHER OTHER Additional 30% Contractor Labor	16-ALL14	[redacted]	$94,000.00
SWITCHING OH/DB/UG - SWITCHING NonNetwork - Complex Labor to switch out feeder for transition	16-ALL16	[redacted]	$42,144.00
UG CABLE UG - Transition Splice Splice new 1000 CU cable to existing cables	16-UG120	[redacted]	$13,184.00

29

Refer to Distribution Capital Project Approval Process
JA-AM-2001-B, Rev.1

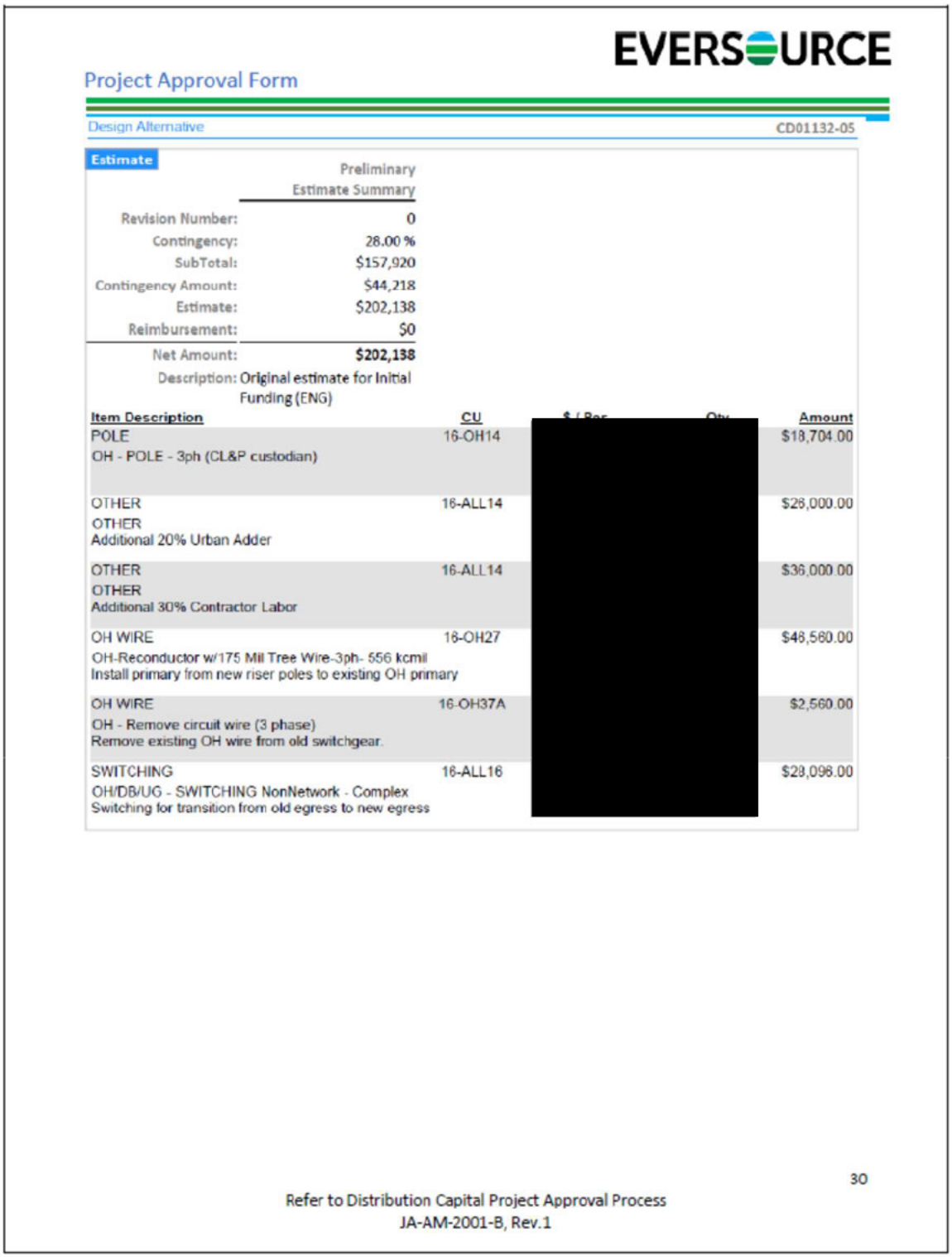

EVERSOURCE

Project Approval Form

Design Alternative CD01132-05

Estimate

	Preliminary Estimate Summary
Revision Number:	0
Contingency:	28.00 %
SubTotal:	$157,920
Contingency Amount:	$44,218
Estimate:	$202,138
Reimbursement:	$0
Net Amount:	**$202,138**

Description: Original estimate for Initial Funding (ENG)

Item Description	CU	$ / Per	Qty	Amount
POLE OH - POLE - 3ph (CL&P custodian)	16-OH14	[redacted]		$18,704.00
OTHER OTHER Additional 20% Urban Adder	16-ALL14			$26,000.00
OTHER OTHER Additional 30% Contractor Labor	16-ALL14			$36,000.00
OH WIRE OH-Reconductor w/175 Mil Tree Wire-3ph- 556 kcmil Install primary from new riser poles to existing OH primary	16-OH27			$48,560.00
OH WIRE OH - Remove circuit wire (3 phase) Remove existing OH wire from old switchgear.	16-OH37A			$2,560.00
SWITCHING OH/DB/UG - SWITCHING NonNetwork - Complex Switching for transition from old egress to new egress	16-ALL16			$29,096.00

30

Refer to Distribution Capital Project Approval Process
JA-AM-2001-B, Rev.1