EVERSOURCE

Project Approval Form

Project Title: ASML Switchgear Relocation Project	**Project Number:** CD02282
Date Prepared: 08/21/2025	**Company:** Eversource CT
Organization: Distribution Engineering	**Project Category:** SPECIFIC PROJECTS-NEW SRVCE
Project Initiator: [redacted]	**Project Type:** Specific
Initiating Organization: Distribution	**Capital Investment part of original Op Plan:** Yes
Project Manager: [redacted]	**Emergency Related Request?** No
Project Sponsor: [redacted]	**Facility Type** (check all that apply)**:** ☐ PTF ☐ non-PTF ☒ Distribution ☐ N/A (General Plant)
Required in service date: 06/01/2026	**NWS Excludable:** ☒ Yes ☐ No
Total Capital Request: $1,463.6k ***100% Reimbursable**	**Authorization Type:** Full Funding

1. Executive Summary

Full funding is now being requested for this project at a cost of $1,463.6K, which is 114% of the approved partial funding of $1,278.5K. CD02282 received Partial PAC approval on 11/22/2023. There is no scope change in the project. The variance between the ACT and ENG estimates is attributed to material costs, which increased by $281.9K.

This project was established for the proposed building expansion project at the ASML site at [redacted]. The proposed expansion to the existing facility will include a basement, five-story building addition and a green roof. [redacted] The work will be 100% reimbursable by the ASML company.

Project Location:

- Division: Western
- District: Norwalk
- Town: Wilton

2. Project Cost Summary

Note: Dollar values are in thousands.

Capital Costs	Year 2024	Year 2025	Year 2026+	Total
Direct Capital Costs				
Internal Labor and Construction Equipment	13.0	10.5	108.4	131.9
Outside Services	1.4	1.1	11.8	14.4
Materials	54.0	43.7	450.7	548.4
Removals	3.0	2.4	30.0	35.4
Risk and Contingency	0.0	0.0	112.9	112.9
Other	0.1	0.1	0.8	1.0
Subtotal – Direct Costs	**71.5**	**57.9**	**714.5**	**843.9**
Indirect Capital Costs				
Indirect/Overheads (including benefits)	47.2	101.2	471.4	619.7
Capitalized interest or AFUDC, if any	0.0	0.0	0.0	0.0
Subtotal – Indirect Costs	**47.2**	**101.2**	**471.4**	**619.7**
Total Gross Capital Costs	**118.6**	**159.1**	**1,185.9**	**1,463.6**
Customer Contribution	**-71.0**	**0.0**	**-1,392.6**	**-1,463.6**
Total Net Capital Project Costs	**47.6**	**159.1**	**-206.6**	**0.0**

3. Technical Justification

Background, Project Need/Justification, and Project Scope

a. Background

This project was established for the proposed building expansion project at the ASML site at [redacted] The proposed expansion to the existing facility will include a basement, five-story building addition and a green roof. [redacted]

b. Project Need

[redacted]

c. Project Scope

The scope of this project is as follows:

[redacted]

[redacted]

Major Material

1. 1- 27.6kV Vista Green Switchgear
2. 2- 27.6kV Primary Metering Cabinets
3. 500 AL Aerial Cable – 350'
4. 27.6KV 500 CU 3-1/C UG Cable – 1,150'
5. 3 – 3-Phaser Risers
6. 1- 2400KVA Cap Bank
7. 1- 25KVA 27.6KV Transformer

4. Alternatives Considered

NWS

NWS Exclusion Criteria (select all that apply)

☐ Project cost < $250k	☒ New Service
☐ CDOT Relocation	☐ Generator interconnection project
☐ Maintenance, Asset condition or safety related*	

An alternative considered was to [redacted]

Project Option Comparison

	Option
[redacted]	

[redacted]

Authorization Type	Full	Partial
Capital Cost	$1,463.6k	$570.8k
Expense Cost	$3.1k	$30.1k
Total Cost	$1,466.7k	$600.9k
Preferred option	X	

5. Project Schedule

Milestone/Phase Name	Estimated Date
Partial Approval	November 2023
100% Detailed Engineering Completion	December 2023
Fully Funded	August 2025
Construction Start	March 2026
In Service Date	June 2026

6. Regulatory Decisions

N/A

7. Codes and Standards

N/A

8. Risk and Contingencies

Risk Event	Risk Horizon	Likelihood of Occurrence	Risk Mitigation
Actual cost higher than estimated due to scope changes.	2026	Low	Included contingency costs in the funding request. Perform detailed Field Analysis and walk down in project development to avoid potential issues.
Customer Permission / Siting Council / Municipal approvals	2026	Low	Design to minimize customer impact. Project Preplanning and customer/community outreach.
Internal construction resources not available to perform the work.	2026	Medium	Plan internal resources to perform the work. Use competitive bidding to ensure lowest outside labor cost.
Internal engineering resources not available to perform the work.	2025	Low	Plan internal resources to perform the work. Use competitive bidding to ensure lowest outside labor cost.
Materials Shortage or long lead times	2026	High	Pre-order long lead time material; minimize the use of non-standard and non-stocked material.
Storm delays	2026	Low	If storm activity delays work, we may be forced to use external resources.
System abnormal configuration	2026	Low	Schedule work to minimize system abnormal time. Install temporary bypasses/equipment if system will be abnormal for extended periods.

9. References

References
1.

10. Attachments (One Line Diagrams, Images, etc.)

Attachment	Included in Submittal?
A. Cost Estimate	*YES*
B. Geographic Map	*YES*
C. Project Site Map	*YES*
D. Load Summary	*YES*
E. Partial PAF	*YES*
F. Initial PAF	*YES*

Attachment A – Cost Estimate - Segment 1: Install new 27.6KV Vista Switchgear.

Design Alternative CD02282-01

Estimate

Preliminary Estimate Summary

Revision Number:	0
Contingency:	28.00%
SubTotal:	$994,929
Contingency Amount:	$278,580
Estimate:	$1,273,509
Reimbursement:	$0
Net Amount:	$1,273,509

Description:

Item Description	CU	Amount
POLE OH - POLE - 3ph (Eversource custodian)	23-OH14	$12,157.60
XF OH - OH XF - 1ph	23-OH45	$2,742.48
SWITCHGEAR DB/UG-Swgr up to 25kV-Vista Auto Type 413/422-pair	23-UG128	$467,900.16
UG CABLE DB/UG - 350/500 - 3-1/C (3ph) Cu 21M48 - Install 200' of 500 Cu Cable from new riser to switchgear	23-UG114	$18,096.00
UG CABLE DB/UG - 350/500 - 3-1/C (3ph) Cu 21M48 - Install 50' of 500 Cu UG Cable from the switchgear to the ex	23-UG114	$4,524.00
POLE DB/UG - Riser - 3ph 21M48 - Install new primary riser	23-UG146	$14,032.72
OTHER OTHER 30% Contractor Contingency	23-ALL14	$198,000.00
OTHER OTHER 60K each for 27.6KV primary metering cabinets	23-ALL14	$120,000.00
UG CABLE DB/UG - 350/500 - 3-1/C (3ph) Cu 9S42 - Install 200' from new primery riser pole# 17404 to switchgear	23-UG114	$18,096.00
UG CABLE DB/UG - 350/500 - 3-1/C (3ph) Cu 9S42 - Install 50' of 500 CU UG Cable from switchgear to exsiting	23-UG114	$4,524.00
POLE DB/UG - Riser - 3ph 9S42 - Install new primary riser on pole#: 30366	23-UG146	$14,032.72
OH WIRE OH - Line Extension w/Aerial Cable - (any gauge) Extend 21M48 350' from exsiting primary riser pole#: 23869 to new p	23-OH35	$65,520.00
SECTIONALIZE OH-Vertical Disconnect Switches-600/900 amp 3-1ph Install 900A disconnect swithces on [redacted] riser pole	23-OH43	$13,368.16
SECTIONALIZE OH-Vertical Disconnect Switches-600/900 amp 3-1ph Install 900A disconnnect swictches on [redacted] riser pole	23-OH43	$13,368.16
EQUIPMENT OH - Capacitor, any kVAR, any voltage Move exsiting 2400KVAR Cap bank to p#: 17404	23-OH52	$26,902.72
OH WIRE OH - Remove circuit wire (3 phase) Remove 400' of 1/0 AL TW	23-OH37A	$1,664.00

Segment 2 – Relocate existing 27.6KV Vista Switchgear

Design Alternative CD02282-02

Estimate

	Preliminary Estimate Summary
Revision Number:	0
Contingency:	24.00%
SubTotal:	$426,113
Contingency Amount:	$102,267
Estimate:	$528,381
Reimbursement:	$0
Net Amount:	$528,381

Description:

Item Description	CU	Amount
UG CABLE DB/UG - 350/500 - 3-1/C (3ph) Cu 21M48 - Install 150' of 500 Cu Cable from new riser to switchgear	23-UG114	$13,572.00
UG CABLE DB/UG - 350/500 - 3-1/C (3ph) Cu 21M48 - Install 400' of 500 Cu UG Cable from the switchgear to the e	23-UG114	$36,192.00
POLE DB/UG - Riser - 3ph 21M48 - Install new primary riser	23-UG146	$14,032.72
OTHER OTHER 30% Contractor Contingency	23-ALL14	$87,000.00
OTHER OTHER 50K to move exisitng primary metering cabinets	23-ALL14	$50,000.00
UG CABLE DB/UG - 350/500 - 3-1/C (3ph) Cu 9S42 - Install 150' from new primery riser pole# [redacted] to switchgear	23-UG114	$13,572.00
UG CABLE DB/UG - 350/500 - 3-1/C (3ph) Cu 9S42 - Install 400' of 500 CU UG Cable from switchgear to exsiting 9	23-UG114	$36,192.00
POLE DB/UG - Riser - 3ph 9S42 - Install new primary riser on pole#: [redacted]	23-UG146	$14,032.72
OTHER OTHER Estimate to relocate exsiting switchgear to new location	23-ALL14	$96,000.00

Segment 3 – Temp Service to feed ASML

Design Alternative CD02282-03

Estimate

	Preliminary Estimate Summary
Revision Number:	0
Contingency:	24.00%
SubTotal:	$58,497
Contingency Amount:	$14,039
Estimate:	$72,536
Reimbursement:	$0
Net Amount:	**$72,536**
Description:	

Item Description	CU	[redacted]	Amount
UG CABLE DB/UG - 350/500 - 3-1/C (3ph) Cu	23-UG114		$18,096.00
POLE DB/UG - Riser - 3ph 1-3Ph Riser to feed the exsiting switchgear	23-UG146		$14,032.72
OTHER OTHER 30% Contractor Contingency	23-ALL14		$13,000.00
SECTIONALIZE OH-Vertical Disconnect Switches-600/900 amp 3-1ph Install a 900A Disconnect switch on temp riser pole	23-OH43		$13,368.16

Attachment B – Geographic Before Map



Temporary Move



Option 1 – Install new 27.6KV Vista Switchgear



Option 2 – Relocate the existing 27.6KV Vista Switchgear



Attachment C – Before Project Site Map



Option 1 Project Site Map



Option 2 Project Site Map



Attachment D – Load Summary

Project Load Summary



Attachment E – ASML Load Letter

HDR

March 23, 2023

Eversource Energy
Hartford, CT

Re.: ASML Building 77 Expansion (MICC) - [redacted]

To Whom It May Concern,

HDR has been engaged to provide electrical engineering services for the proposed MICC Expansion of Building 77 [redacted] At this time, the proposed project is an expansion to the existing building, including a basement, five stories of building addition, and green roof totaling 150,000 gross square feet. Typical occupancy use will be incustrial processes, labs, mechanical support equipment, and office spaces. Heating and cooling shall be electric. It is anticipated that this facility will be brought online in August of 2024.

[redacted] the load of the [redacted] be necessary to [redacted] We are not anticipating demolition of the existing loads, and our understanding of the new loads that will be added as part of the MICC construction is as follows:

LOAD TYPE	LOAD	QTY	KVA
LIGHTING	1 VA/sf	150,000 sf	150 kVA
GENERAL RECEPTACLES	3 VA/sf	150,000 sf	450 kVA
MANUFACTURING EQUIPMENT	20 VA/sf	50,000 sf	1,000 kVA
HVAC EQUIPMENT	7 VA/sf	150,000 sf	1,050 kVA
TOTAL			2,650 kVA

Sincerely,

HDR

Arthur Semyonov, P.E.
Senior Electrical Engineer

hdrinc.com

500 7th Avenue, 15th FloorNew York, NY 10018-4502
(212) 542-6000

EVERSOURCE

Project Approval Form

Attachment E

Project Title: ASML Switchgear Relocation Project	**Project Number:** CD02282
Date Prepared: 11/07/2023	**Company: Eversource CT**
Organization: Distribution Engineering	**Project Category: SPECIFIC PROJECTS-NEW SRVCE**
Project Initiator: [redacted]	**Project Type: Specific**
Initiating Organization: Distribution	**Capital Investment part of original Op Plan: Yes**
Project Manager: [redacted]	**Emergency Related Request? No**
Project Sponsor: [redacted]	**Facility Type** (check all that apply)**:** ☐ PTF ☐ non-PTF ☒ Distribution ☐ N/A (General Plant)
Required in service date: 12/31/2025	
Total Capital Request: $1,278.5k ***100% Reimbursable**	**Authorization Type:** Partial Funding

1. Executive Summary

This project was established for the proposed building expansion project at the ASML site at [redacted] he proposed expansion to the existing facility will include a basement, five-story building addition and a green roof. [redacted] The work will be 100% reimbursable by the ASML company.

Project Location:

- Division: Western
- District: Norwalk
- Town: Wilton

2. Project Cost Summary

Note: Dollar values are in thousands.

Capital Costs	Year 2024	Year 2025	Year 2026+	Total
Direct Capital Costs				
Internal Labor and Construction Equipment	$4.5	$78.9	$0	$83.4
Outside Services	$12.9	$225.8	$0	$238.7
Materials	$14.4	$252.2	$0	$266.5
Removals	$9.9	$174.0	$0	$183.9
Risk and Contingency	$0.0	$0	$0	$0.0
Other	$0.0	$0	$0	$0.0
Subtotal – Direct Costs	**$41.6**	**$730.8**	$0	**$772.5**
Indirect Capital Costs				
Indirect/Overheads (including benefits)	$25.6	$449.9	$0	$474.6
Capitalized interest or AFUDC, if any	$1.7	$29.8	$0	$31.5
Subtotal – Indirect Costs	**$27.3**	**$478.8**	$0	**$506.1**
Total Gross Capital Costs	**$68.9**	**$1,209.6**	$0	**$1,278.5**
Customer Contribution	**-68.9**	**$-1,209.6**	**$0**	**-$1,278.5**
Total Net Capital Project Costs	**$0**	**$0**	$0	**$0**

3. Technical Justification

Background, Project Need/Justification, and Project Scope

a. Background

[redacted]

b. Project Need

[redacted]

c. Project Scope

The scope of this project is as follows:

[redacted]

[redacted]

Major Material

8. 1- 27.6kV Vista Green Switchgear
9. 2- 27.6kV Primary Metering Cabinets
10. 500 AL Aerial Cable – 350'
11. 27.6KV 500 CU 3-1/C UG Cable – 1,150'
12. 3 – 3-Phaser Risers
13. 1- 2400KVA Cap Bank
14. 1- 25KVA 27.6KV Transformer

4. Alternatives Considered

An alternative considered was to [redacted]

Project Option Comparison

[redacted]		
Authorization Type	Partial	Partial

Capital Cost	$1,278.5k	$570.8k
Expense Cost	$67.5k	$30.1k
Total Cost	$1,346k	$600.9k
Preferred option	X	

5. Project Schedule

Milestone/Phase Name	Estimated Date
Partial Approval	November 2023
100% Detailed Engineering Completion	December 2023
Fully Funded	February 2024
Construction Start	June 2024
In Service Date	December 2024

6. Regulatory Decisions

N/A

7. Codes and Standards

N/A

8. Risk and Contingencies

Risk Event	Risk Horizon	Likelihood of Occurrence	Risk Mitigation
Actual cost higher than estimated due to scope changes.	2024	Low	Included contingency costs in the funding request. Perform detailed Field Analysis and walk down in project development to avoid potential issues.
Customer Permission / Siting Council / Municipal approvals	2024	Low	Design to minimize customer impact. Project Preplanning and customer/community outreach.
Internal construction resources not available to perform the work.	2024	Medium	Plan internal resources to perform the work. Use competitive bidding to ensure lowest outside labor cost.
Internal engineering resources not available to perform the work.	2024	Low	Plan internal resources to perform the work. Use competitive bidding to ensure lowest outside labor cost.
Materials Shortage or long lead times	2024	High	Pre-order long lead time material; minimize the use of non-standard and non-stocked material.
Storm delays	2024	Low	If storm activity delays work, we may be forced to use external resources.
System abnormal configuration	2024	Low	Schedule work to minimize system abnormal time. Install temporary bypasses/equipment if system will be abnormal for extended periods.

9. References

References
1.

10. Attachments (One Line Diagrams, Images, etc.)

Attachment	Included in Submittal?
A. Cost Estimate	*YES*
B. Geographic Map	*YES*
C. Project Site Map	*YES*
D. Load Summary	*YES*

Attachment A – Cost Estimate - Segment 1: Install new 27.6KV Vista Switchgear.

Design Alternative CD02282-01

Estimate

Preliminary Estimate Summary

Revision Number:	0
Contingency:	28.00%
SubTotal:	$994,929
Contingency Amount:	$278,580
Estimate:	$1,273,509
Reimbursement:	$0
Net Amount:	$1,273,509

Description:

Item Description	CU	Amount
POLE OH - POLE - 3ph (Eversource custodian)	23-OH14	$12,157.60
XF OH - OH XF - 1ph	23-OH45	$2,742.48
SWITCHGEAR DB/UG-Swgr up to 25kV-Vista Auto Type 413/422-pair	23-UG128	$467,900.16
UG CABLE DB/UG - 350/500 - 3-1/C (3ph) Cu 21M48 - Install 200' of 500 Cu Cable from new riser to switchgear	23-UG114	$18,096.00
UG CABLE DB/UG - 350/500 - 3-1/C (3ph) Cu 21M48 - Install 50' of 500 Cu UG Cable from the switchgear to the exs	23-UG114	$4,524.00
POLE DB/UG - Riser - 3ph 21M48 - Install new primary riser	23-UG146	$14,032.72
OTHER OTHER 30% Contractor Contingency	23-ALL14	$198,000.00
OTHER OTHER 60K each for 27.6KV primary metering cabinets	23-ALL14	$120,000.00
UG CABLE DB/UG - 350/500 - 3-1/C (3ph) Cu 9S42 - Install 200' from new primery riser pole# 17404 to switchgear	23-UG114	$18,096.00
UG CABLE DB/UG - 350/500 - 3-1/C (3ph) Cu 9S42 - Install 50' of 500 CU UG Cable from switchgear to exsiting [redacted]	23-UG114	$4,524.00
POLE DB/UG - Riser - 3ph 9S42 - Install new primary riser on pole#: [redacted]	23-UG146	$14,032.72
OH WIRE OH - Line Extension w/Aerial Cable - (any gauge) Extend 21M48 350' from exsiting primary riser pole#: [redacted] to new pr	23-OH35	$65,520.00
SECTIONALIZE OH-Vertical Disconnect Switches-600/900 amp 3-1ph Install 900A disconnect swithces on [redacted] riser pole	23-OH43	$13,368.16
SECTIONALIZE OH-Vertical Disconnect Switches-600/900 amp 3-1ph Install 900A disconnnect swictches on [redacted] iser pole	23-OH43	$13,368.16
EQUIPMENT OH - Capacitor, any kVAR, any voltage Move exsiting 2400KVAR Cap bank to p#: 17404	23-OH52	$26,902.72
OH WIRE OH - Remove circuit wire (3 phase) Remove 400' of 1/0 AL TW	23-OH37A	$1,664.00

Segment 2 – Relocate existing 27.6KV Vista Switchgear

Design Alternative CD02282-02

Estimate

	Preliminary Estimate Summary
Revision Number:	0
Contingency:	24.00%
SubTotal:	$426,113
Contingency Amount:	$102,267
Estimate:	$528,381
Reimbursement:	$0
Net Amount:	$528,381

Description:

Item Description	CU	Amount
UG CABLE DB/UG - 350/500 - 3-1/C (3ph) Cu 21M48 - Install 150' of 500 Cu Cable from new riser to switchgear	23-UG114	$13,572.00
UG CABLE DB/UG - 350/500 - 3-1/C (3ph) Cu 21M48 - Install 400' of 500 Cu UG Cable from the switchgear to the	23-UG114	$36,192.00
POLE DB/UG - Riser - 3ph 21M48 - Install new primary riser	23-UG146	$14,032.72
OTHER OTHER 30% Contractor Contingency	23-ALL14	$87,000.00
OTHER OTHER 50K to move exisitng primary metering cabinets	23-ALL14	$50,000.00
UG CABLE DB/UG - 350/500 - 3-1/C (3ph) Cu 9S42 - Install 150' from new primery riser pole# [redacted] to switchgear	23-UG114	$13,572.00
UG CABLE DB/UG - 350/500 - 3-1/C (3ph) Cu 9S42 - Install 400' of 500 CU UG Cable from switchgear to exsiting	23-UG114	$36,192.00
POLE DB/UG - Riser - 3ph 9S42 - Install new primary riser on pole#: [redacted]	23-UG146	$14,032.72
OTHER OTHER Estimate to relocate exsiting switchgear to new location	23-ALL14	$96,000.00

Segment 3 – Temp Service to feed ASML

Design Alternative CD02282-03

Estimate

	Preliminary Estimate Summary
Revision Number:	0
Contingency:	24.00%
SubTotal:	$58,497
Contingency Amount:	$14,039
Estimate:	$72,536
Reimbursement:	$0
Net Amount:	**$72,536**
Description:	

Item Description	CU	Amount
UG CABLE DB/UG - 350/500 - 3-1/C (3ph) Cu	23-UG114	$18,096.00
POLE DB/UG - Riser - 3ph 1-3Ph Riser to feed the exsiting switchgear	23-UG146	$14,032.72
OTHER OTHER 30% Contractor Contingency	23-ALL14	$13,000.00
SECTIONALIZE OH-Vertical Disconnect Switches-600/900 amp 3-1ph Install a 900A Disconnect switch on temp riser pole	23-OH43	$13,368.16

[redacted]

Attachment B – Geographic Before Map



Temporary Move



Option 1 – Install new 27.6KV Vista Switchgear



Option 2 – Relocate the existing 27.6KV Vista Switchgear



Attachment C – Before Project Site Map



Option 1 Project Site Map



Option 2 Project Site Map



Attachment D – Load Summary

Project Load Summary



Attachment E – ASML Load Letter

HDR

March 23, 2023

Eversource Energy
Hartford, CT

Re.: ASML Building 77 Expansion (MICC) - [redacted]

To Whom It May Concern,

HDR has been engaged to provide electrical engineering services for the proposed MICC Expansion of Building 77 [redacted] At this time, the proposed project is an expansion to the existing building, including a basement, five stories of building addition, and green roof totaling 150,000 gross square feet. Typical occupancy use will be industrial processes, labs, mechanical support equipment, and office spaces. Heating and cooling shall be electric. It is anticipated that this facility will be brought online in August of 2024.

[redacted] anticipating demolition of the existing loads, and our understanding of the new loads that will be added as part of the MICC construction is as follows:

LOAD TYPE	LOAD	QTY	KVA
LIGHTING	1 VA/sf	150,000 sf	150 kVA
GENERAL RECEPTACLES	3 VA/sf	150,000 sf	450 kVA
MANUFACTURING EQUIPMENT	20 VA/sf	50,000 sf	1,000 kVA
HVAC EQUIPMENT	7 VA/sf	150,000 sf	1,050 kVA
TOTAL			2,650 kVA

Sincerely,

HDR

[redacted]
Senior Electrical Engineer

hdrinc.com

500 7th Avenue, 15th FloorNew York, NY 10018-4502
(212) 542-6000

EVERSOURCE

Project Approval Form

Attachment F

Project Title: ASML Switchgear Relocation Project	**Project Number: CD02282**
Date Prepared: 11/07/2023	**Company:** Eversource CT
Organization: Distribution Engineering	**Class(es) of Plant:** D Line
Project Initiator: [redacted]	**Project Category:** SPECIFIC PROJECTS-NEW SRVCE
Project Manager: [redacted]	**Project Type:** Specific
Project Sponsor: [redacted]	**Capital Investment part of 5-year plan?** No
	Emergency Related Request? No
Total Request ($): 30K	**Authorization Type:** Initial Funding

1. Project Need Statement

This project was established for the proposed building expansion project at the ASML site at 77 Danbury Rd, Wilton CT. Due to the proposed expansion, our UG facilities and Vista Switchgear will need to be relocated.

Project Location:

- Division: Western
- District: Norwalk
- Town: Wilton

2. Project Objectives

The ASML site at [redacted] is proposing a new building expansion which requires Eversource to relocate our UG facilities The initial funding request is to conduct the investigation to come up with options to relocate the UG facilities. The project will be 100% reimbursable.

Project Initiator:_[redacted]_____

Engineering Approval:_____