EVERSOURCE

Project Approval Form

Project Title: CT Transit – [redacted] – New Service	**Project Number:** CD02339
Date Prepared: 08/20/2025	**Company:** Eversource CT
Organization: Distribution Engineering	**Project Category:** SPECIFIC PROJECTS-NEW SRVCE
Project Initiator: [redacted]	**Project Type:** Specific
Initiating Organization: Distribution	**Capital Investment part of original Op Plan:** Yes
Project Manager: [redacted]	**Emergency Related Request?** No
Project Sponsor: [redacted]	**Facility Type** (check all that apply)**:** ☐ PTF ☐ non-PTF ☒ Distribution ☐ N/A (General Plant)
Required in service date: 08/31/2026	**NWS Excludable:** ☒ Yes ☐ No
Total Capital Request: $2,878.7k (Reimb. $38.8k per NB-2)	**Authorization Type:** Full Funding

1. Executive Summary

Full funding is being requested for this project at a total cost of $2,878.7K, which is 180% of the partial funding estimate of $1,595.9K.

There is no change in project scope. The variance between the full and partial funding estimates is mainly due to higher internal labor and indirect costs, which have exceeded the partial estimate by 478% and 262%, respectively.

Additionally, the partial funding PAF allocated only $2.1K for Risk and Contingency, whereas the full funding request includes $200.8K for this category.

This project has been created to support a large new service in the town of Stamford. The new service phases are as follows.

[redacted]

To support this [redacted]

The customer's contribution is estimated to be $38.8k as per NB-2 policy. This cost includes 1,400' of UG 3Ø 4/0 Al cable, 2 Pad mount transformers, risers, and other necessary costs associated with the new service work. The customer will perform all civil work involved on their private property for this project.

According to Part C of Eversource's NB-12 Policy, the customer is responsible for providing a refundable advance equal to the lower of the construction cost or 6.7 times the anticipated Annual Distribution Company

Revenue when there is a significant risk that the Company's new construction may not be used to the extent specified by the customer in the request.

In accordance with Part C of Eversource's NB-12 Policy stated above the customer is responsible for providing advance payment or letter of credit of $534.8k (pro-rated construction cost estimate).

- Project Location:
  - Western Division
  - Town: Samford
  - Stamford AWC

2. Project Cost Summary

Note: Dollar values are in thousands.

Capital Costs	Year 2025	Year 2026	Year 2027+	Total
Direct Capital Costs				
Internal Labor and Construction Equipment	479.2	17.7	0.0	496.9
Outside Services	90.6	3.3	0.0	93.9
Materials	367.7	13.5	0.0	381.3
Removals	49.6	1.8	0.0	51.4
Risk and Contingency	193.5	7.4	0.0	200.8
Other	0.0	0.0	0.0	0.0
Subtotal – Direct Costs	**1,180.6**	**43.7**	**0.0**	**1,224.3**
Indirect Capital Costs				
Indirect/Overheads (including benefits)	1,592.6	61.8	0.0	1,654.4
Capitalized interest or AFUDC, if any	0.0	0.0	0.0	0.0
Subtotal – Indirect Costs	**1,592.6**	**61.8**	**0.0**	**1,654.4**
Total Gross Capital Costs	**2,773.1**	**105.6**	**0.0**	**2,878.7**
Customer Contribution (NB-2)	**-17.8**	**-21.0**	**0.0**	**-38.8**
Total Net Capital Project Costs	**2,755.3**	**84.6**	**0.0**	**2,839.9**

3. Technical Justification

Background, Project Need/Justification, and Project Scope

a. Background

Eversource is required to provide service to customers in its territory upon request. Based on the load request Eversource may need to upgrade its facilities to serve the customer.

b. Project Need

Eversource received a [redacted]

Below is a brief overview of the required upgrades/changes to support this new service:

[redacted]

c. Project Scope

The following work is needed to be performed to achieve the project objective.

[redacted]



- [redacted]
- [redacted]

4. Major Materials

500 EPR Cu	5,050’
4/0 Al – 3Ø	2,000’
750 EPR Cu	200’
Pad mount Transformer 2,500 kVA	1
Pad mount Transformer 2,000 kVA	1
Cooper Nova Form 6 Recloser	3

5. Alternatives Considered

[redacted]

Instead of using the [redacted]. However, this option was not selected due to the higher project cost, which would be $1,681.1k more than the preferred option.

Originally, this option was designed [redacted]

This option consists of the following work and segments 2, 5 & 8 from preferred option.

[redacted]

[redacted]

However, this option was not selected due to its higher project cost, which would be $2,405.6k more than the preferred option. The preferred option offers a more cost-effective solution while still meeting the project's requirements.

This option consists of the following work and segments 2, 5, 6, 8 & 17 from preferred option.

[redacted]

NWS Exclusion Criteria (select all that apply)

☐ Project cost < $250k	☒ New Service
☐ CDOT Relocation	☐ Generator interconnection project
☐ Maintenance, Asset condition or safety related*	

Project Option Comparison			
[redacted]			
Authorization Type	Partial	Full	Partial
Capital Cost	$2,777.8k	$2,878.7k	$3,850.1k
Expense Cost	$178.3k	$6.1k	$233.4k
Total Cost	$2,956.0k	$2,884.8k	$4,083.5k
Preferred option		X	

6. Project Schedule

Milestone/Phase Name	Estimated Date
Partial Approval	April 2025
100% Detailed Engineering Completion	April 2025
Fully Funded	August 2025
Construction Start	October 2025
In Service Date - phase 2	March 2026
In Service Date - phase 3	Aug 2026

7. Regulatory Decisions

NA

8. Codes and Standards

DSEM 5.012

CAPACITY

1. Present Needs – Present capacity needs must be met, both for normal conditions and for contingency conditions to the degree the Company wishes to accommodate them. In general, for a single-contingency condition, lengthy outages must be avoided, except for the group of customers directly tied to the outage, and this group of customers is generally limited to 500 customers or 160 amps of load.

New Business (NB) Policy 12

POLICY

A) Company policy is to extend primary distribution or to modify single-phase distribution to three-phase on town roads, state highways, or rights-of-way upon request, at no cost to a customer, provided the estimated construction cost does not exceed 6.7 times the anticipated Annual Distribution Company Revenue from the new three-phase services. For the purposes of this procedure, Annual Distribution Company Revenue is further explained in paragraph B under PROCEDURE below.

C) In addition to the advance set forth in paragraph B above, an additional refundable advance equal to the lower of the construction cost or 6.7 times the anticipated Annual Distribution Company Revenue may be required from the customer in any instance where there is a significant risk that the Company's new construction may not be used to the extent specified by the customer in the request within one year after completion of the extension. This additional advance amount will be refunded when the extension is put to full use, as specified in the customer's request. Full use will be considered to have been achieved when revenue for a two-month period equals or exceeds one-sixth of the anticipated Annual Distribution Company Revenue. This must be achieved within four years of the completion of the extension.

9. Risk and Contingencies

Risk Event	Risk Horizon	Likelihood of Occurrence	Risk Mitigation
Actual cost higher than estimated due to scope changes.	2025	Medium	Included contingency costs in the funding request. Perform detailed Field Analysis and walk down in project development to avoid potential issues.
Customer Permission / Siting Council / Municipal approvals	2025	Low	Design to minimize customer impact. Project Preplanning and customer/community outreach.
Internal construction resources not available to perform the work.	2025/2026	Medium	Plan internal resources to perform the work. Use competitive bidding to ensure lowest outside labor cost.
Internal engineering resources not available to perform the work.	2025/2026	Medium	Plan internal resources to perform the work. Use competitive bidding to ensure lowest outside labor cost.
Materials Shortage or long lead times	2025/2026	Medium	Pre-order long lead time material; minimize the use of non-standard and non-stocked material.
Storm delays	2025/2026	Low	If storm activity delays work, we may be forced to use external resources.
System abnormal configuration	2025/2026	Low	Schedule work to minimize system abnormal time. Install temporary bypasses/equipment if system will be abnormal for extended periods.

10. References

References

1. NA

11. Attachments (One Line Diagrams, Images, etc.)

Attachment	Included in Submittal?
A. Partial Funding PAF	*YES*

Attachment A: Partial PAF

Project Title: CT Transit – [redacted] – New Service	**Project Number:** CD02339
Date Prepared: 04/02/2025	**Company:** Eversource CT
Organization: Distribution Engineering	**Project Category:** SPECIFIC PROJECTS-NEW SRVCE
Project Initiator: [redacted]	**Project Type:** Specific
Initiating Organization: Distribution	**Capital Investment part of original Op Plan:** Yes
Project Manager: [redacted]	**Emergency Related Request?** No
Project Sponsor: [redacted]	**Facility Type** (check all that apply)**:** ☐ PTF ☐ non-PTF ☒ Distribution ☐ N/A (General Plant)
Required in service date: 08/31/2026	**NWS Excludable:** ☒ Yes ☐ No
Total Capital Request: $1,595.9k (Reimb. $33.7k)	**Authorization Type:** Partial Funding

12. Executive Summary

This project has been created to support a large new service in the town of Stamford. The new service phases are as follows.

[redacted]

The customer's contribution is estimated to be $33.7k as per NB-2 policy. This cost includes 1,400' of UG 3Ø 4/0 Al cable, 2 Pad mount transformers, risers, and other necessary costs associated to the new service work. The customer will perform all civil work involved on their private property for this project.

According to Part C of Eversource's NB-12 Policy, the customer is responsible for providing a refundable advance equal to the lower of the construction cost or 6.7 times the anticipated Annual Distribution Company Revenue when there is a significant risk that the Company's new construction may not be used to the extent specified by the customer in the request.

In accordance with Part C of Eversource's NB-12 Policy stated above the customer is responsible for providing advance payment or letter of credit of $349.8k (pro-rated construction cost estimate).

- Project Location:
  - Western Division
  - Town: Samford

- Stamford AWC

13. Project Cost Summary

Note: Dollar values are in thousands.

Capital Costs	Year 2025	Year 2026	Year 2027+	Total
Direct Capital Costs				
Internal Labor and Construction Equipment	92.2	11.8	0.0	103.9
Outside Services	263.9	33.6	0.0	297.6
Materials	294.7	37.6	0.0	332.2
Removals	203.3	25.9	0.0	229.2
Risk and Contingency	1.9	0.2	0.0	2.1
Other	0.0	0.0	0.0	0.0
Subtotal – Direct Costs	**855.9**	**109.1**	**0.0**	**965.1**
Indirect Capital Costs				
Indirect/Overheads (including benefits)	524.7	66.9	0.0	591.6
Capitalized interest or AFUDC, if any	34.8	4.4	0.0	39.2
Subtotal – Indirect Costs	**559.5**	**71.3**	**0.0**	**630.9**
Total Gross Capital Costs	**1,415.5**	**180.5**	**0.0**	**1,595.9**
Customer Contribution (NB-2)	**-15.5**	**-18.3**	**0.0**	**-33.7**
Total Net Capital Project Costs	**1,400.0**	**162.2**	**0.0**	**1,562.2**

14. Technical Justification

Background, Project Need/Justification, and Project Scope

a. Background

Eversource is required to provide service to customers in its territory upon request. Based on the load request Eversource may need to upgrade its facilities to serve the customer.

b. Project Need

[redacted].

Below is a brief overview of the required upgrades/changes to support this new service:



c. Project Scope

The following work is needed to be performed to achieve the project objective.



[redacted]

15. Major Materials

500 EPR Cu	5,050’
4/0 Al – 3Ø	2,000’
750 EPR Cu	200’
Pad mount Transformer 2,500 kVA	1
Pad mount Transformer 2,000 kVA	1
Cooper Nova Form 6 Recloser	3

16. Alternatives Considered

[redacted]

[redacted]. However, this option was not selected due to the higher project cost, which would be $1,681.1k more than the preferred option.

Originally, this option was designed to [redacted]

This option consists of the following work and segments 2, 5 & 8 from preferred option.

[redacted]

However, this option was not selected due to its higher project cost, which would be $2,405.6k more than the preferred option. The preferred option offers a more cost-effective solution while still meeting the project's requirements.

This option consists of the following work and segments 2, 5, 6, 8 & 17 from preferred option.

26 Elm Ct – Phase 2 – ISD Nov 31, 2025 – 4.65 MVA

[redacted]

NWS Exclusion Criteria (select all that apply)

☐ Project cost < $250k	☒ New Service
☐ CDOT Relocation	☐ Generator interconnection project
☐ Maintenance, Asset condition or safety related*	

Project Option Comparison

[redacted]

Authorization Type	Partial	Partial	Partial
Capital Cost	$2,777.8k	$1,562.2k	$3,850.1k
Expense Cost	$178.3k	$115.8k	$233.4k
Total Cost	$2,956.0k	$1,678.0k	$4,083.5k

Preferred option		X	

17. Project Schedule

Milestone/Phase Name	Estimated Date
Partial Approval	April 2025
100% Detailed Engineering Completion	April 2025
Fully Funded	May 2025
Construction Start	June 2025
In Service Date - phase 2	Nov 2025
In Service Date - phase 3	Aug 2026

18. Regulatory Decisions

NA

19. Codes and Standards

20. DSEM 5.012

21.

CAPACITY

1. Present Needs – Present capacity needs must be met, both for normal conditions and for contingency conditions to the degree the Company wishes to accommodate them. In general, for a single-contingency condition, lengthy outages must be avoided, except for the group of customers directly tied to the outage, and this group of customers is generally limited to 500 customers or 160 amps of load.

22. New Business (NB) Policy 12

23.

POLICY

A) Company policy is to extend primary distribution or to modify single-phase distribution to three-phase on town roads, state highways, or rights-of-way upon request, at no cost to a customer, provided the estimated construction cost does not exceed 6.7 times the anticipated Annual Distribution Company Revenue from the new three-phase services. For the purposes of this procedure, Annual Distribution Company Revenue is further explained in paragraph B under PROCEDURE below.

C) In addition to the advance set forth in paragraph B above, an additional refundable advance equal to the lower of the construction cost or 6.7 times the anticipated Annual Distribution Company Revenue may be required from the customer in any instance where there is a significant risk that the Company's new construction may not be used to the extent specified by the customer in the request within one year after completion of the extension. This additional advance amount will be refunded when the extension is put to full use, as specified in the customer's request. Full use will be considered to have been achieved when revenue for a two-month period equals or exceeds one-sixth of the anticipated Annual Distribution Company Revenue. This must be achieved within four years of the completion of the extension.

24.

25. Risk and Contingencies

Risk Event	Risk Horizon	Likelihood of Occurrence	Risk Mitigation
Actual cost higher than estimated due to scope changes.	2025	Medium	Included contingency costs in the funding request. Perform detailed Field Analysis and walk down in project development to avoid potential issues.
Customer Permission / Siting Council / Municipal approvals	2025	Low	Design to minimize customer impact. Project Preplanning and customer/community outreach.
Internal construction resources not available to perform the work.	2025/2026	Medium	Plan internal resources to perform the work. Use competitive bidding to ensure lowest outside labor cost.

Internal engineering resources not available to perform the work.	2025/2026	Medium	Plan internal resources to perform the work. Use competitive bidding to ensure lowest outside labor cost.
Materials Shortage or long lead times	2025/2026	Medium	Pre-order long lead time material; minimize the use of non-standard and non-stocked material.
Storm delays	2025/2026	Low	If storm activity delays work, we may be forced to use external resources.
System abnormal configuration	2025/2026	Low	Schedule work to minimize system abnormal time. Install temporary bypasses/equipment if system will be abnormal for extended periods.

26. References

References
1. NA

27. Attachments (One Line Diagrams, Images, etc.)

Attachment	Included in Submittal?
A. Geo Map	*YES*
B. NB-2	*YES*
C. One Line	*YES*
D. Load Summary	*YES*
E. Need Statement	*YES*

Geo Map



Geo Map (Cont.)



Geo Map (Cont.)



Geo Map (Cont.)











Elm Ct – One Line



[redacted]

[redacted]

[redacted]

Load Summary

[redacted]

[redacted]

[redacted]

Need Statement

Budget Summary - Preferred Option 26 Elm Ct

2025

ID	Title	Status	Rev #	Contingency	Expenditure Amount	Net Estimate
17	Parallel [redacted] from MH#558 to MH258	Draft	0	24%	$403,073	$403,073
11	Elm Ct - Ph 1.2 - [redacted] UG/OH Extension	Draft	0	28%	$484,901	$484,901
6	Elm Ct - Ph 1.2 - [redacted] UG Parallel Work	Draft	0	28%	$367,908	$367,908
5	Elm Ct - Ph 1.2 - Service	Draft	0	28%	$118,084	$118,084
2	Elm Ct - Ph 1.2 - [redacted] Load Trnsfr.	Draft	0	28%	$114,264	$114,264
				2025 Total:	$1,488,230	$1,488,230

2026

ID	Title	Status	Rev #	Contingency	Expenditure Amount	Net Estimate
8	Elm Ct - Ph 1.3 - Service	Draft	0	32%	$189,736	$189,736
				2026 Total:	$189,736	$189,736
				Total Project:	$1,677,967	$1,677,967

Segment 2

Estimate

	Preliminary Estimate Summary
Revision Number:	0
Contingency:	28.00%
SubTotal:	$89,268
Contingency Amount:	$24,995
Estimate:	$114,264
Reimbursement:	$0
Net Amount:	**$114,264**

Description:

Item Description	CU	[redacted]	Amount
SWITCHING OH/DB/UG - SWITCHING NonNetwork - Average	23-ALL17		$4,562.48
TRAFFIC OH/DB/UG - Traffic Control - Police Officer	23-ALL18		$2,000.00
TRAFFIC OH/DB/UG - Traffic Control - Flagger	23-ALL19		$600.00
SECTIONALIZE OH-Vertical Disconnect Switches-600/900 amp 3-1ph	23-OH43		$13,368.16
SECTIONALIZE OH - Recloser Control - setting changes only existing [redacted]	23-OH39A		$6,351.28
SECTIONALIZE OH - Recloser - 3ph Install new recloser [redacted]	23-OH38		$62,386.48

Segment 5

Estimate

	Preliminary Estimate Summary
Revision Number:	0
Contingency:	28.00%
SubTotal:	$92,253
Contingency Amount:	$25,831
Estimate:	$118,084
Reimbursement:	$0
Net Amount:	**$118,084**

Description:

Item Description	CU	Amount
SWITCHING OH/DB/UG - SWITCHING NonNetwork - Average	23-ALL17	$4,562.48
OTHER OTHER 0.1 30% Contractor Cost added	23-ALL14	21,289.00
POLE DB/UG - Riser - 3ph 1. Install new riser on Elm Ct between pole 4077 & 6914 with 140k C	23-UG146	14,032.72
DB CABLE DB/UG - 4/0 - 3-1/C (3ph) Al 2. Install 1000' of 4/0 Al from Riser to 1st Xfmr (originally fed via 1K1	23-UG113	43,680.00
XF DB/UG - Padmount XF - 3ph 3. Install 2nd Xfmr and feed it via [redacted]	23-UG131	$8,188.96
OTHER OTHER 4. Remove C/O's on pole 8697	23-ALL14	$500.00

[redacted]

Segment 6

Estimate

	Preliminary Estimate Summary
Revision Number:	0
Contingency:	28.00%
SubTotal:	$287,428
Contingency Amount:	$80,480
Estimate:	$367,908
Reimbursement:	$0
Net Amount:	**$367,908**

Description:

Item Description	CU	Amount
SWITCHING OH/DB/UG - SWITCHING NonNetwork - Average	23-ALL17	$4,562.48
TRAFFIC OH/DB/UG - Traffic Control - Police Officer	23-ALL18	$12,000.00
TRAFFIC OH/DB/UG - Traffic Control - Flagger	23-ALL19	$3,600.00
OTHER OTHER 0.1 30% Contractor cost added	23-ALL14	$66,330.00
UG CABLE UG - Cable Removal - all cables 1.1 Reroute - Remove cable between MH# 697 and MH# 1052	23-UG117	$19,500.00
OTHER OTHER 1.2 Reroute - Splice [redacted] in MH#679 instead of M	23-ALL14	$5,000.00
UG CABLE DB/UG - 350/500 - 3-1/C (3ph) Cu 2.2 Parallel - 500 Cu on [redacted] from Breaker to MH#1052	23-UG114	$176,436.00

Segment 8

Estimate

	Preliminary Estimate Summary
Revision Number:	0
Contingency:	32.00%
SubTotal:	$143,740
Contingency Amount:	$45,997
Estimate:	$189,736
Reimbursement:	$0
Net Amount:	**$189,736**
Description:	

Item Description	CU	[redacted]	Amount
SWITCHING OH/DB/UG - SWITCHING NonNetwork - Average	23-ALL17		$4,562.48
DB CABLE DB/UG - 4/0 - 3-1/C (3ph) Al	23-UG113		$43,680.00
XF DB/UG - Padmount XF - 3ph	23-UG131		$8,188.96
OTHER OTHER 30% Contractor Cost added	23-ALL14		$33,171.00
POLE DB/UG - Riser - 3ph Install new riser with 140k C/O	23-UG146		$14,032.72
SECTIONALIZE OH - GOAB Switch replace C/O's on pole 17476	23-OH44		$26,736.32
SECTIONALIZE OH-Vertical Disconnect Switches-600/900 amp 3-1ph replace C/O's on pole 8653	23-OH43		$13,368.16

Segment 11

Estimate

	Preliminary Estimate Summary
Revision Number:	0
Contingency:	28.00%
SubTotal:	$378,829
Contingency Amount:	$106,072
Estimate:	$484,901
Reimbursement:	$0
Net Amount:	**$484,901**
Description:	

Item Description	CU	[redacted]	Amount
SWITCHING OH/DB/UG - SWITCHING NonNetwork - Average	23-ALL17		$4,562.48
TRAFFIC OH/DB/UG - Traffic Control - Police Officer	23-ALL18		$6,000.00
TRAFFIC OH/DB/UG - Traffic Control - Flagger	23-ALL19		$1,800.00
CONDUIT UG-Ductline-up to 12 duct-Non- Traveled/Non-Paved 2.1 Civil work to trench from MH# 1097 to new riser on cherry st	23-UG138		$24,544.00
UG CABLE DB/UG - 350/500 - 3-1/C (3ph) Cu 2.3 Extend UG from MH#1052 to New riser on Cherry St via MH# 1	23-UG114		$99,528.00
POLE DB/UG - Riser - 3ph 2.4 New riser on Cherry St	23-UG146		$14,032.72
SECTIONALIZE OH - Recloser - 3ph 2.5 Reclose on new riser on cherry st	23-OH38		$62,386.48
OH WIRE OH-Reconductor w/175 Mil Tree Wire-3ph- 556 kcmil 2.6 477 Al TW from New riser on cherry st to junction pole	23-OH27		$10,088.00
POLE OH - POLE - 3ph (Eversource custodian) 2.7 Install new pole between 17476 & 8656 for J switch	23-OH14		$6,078.80
SECTIONALIZE OH - Recloser - 3ph 2.8 Install new pole between 17476 & 8656 with J switch (normally	23-OH38		$62,386.48
OTHER OTHER 30% Contractor cost	23-ALL14		$87,422.00

Segment 17

Estimate

	Preliminary Estimate Summary
Revision Number:	0
Contingency:	24.00%
SubTotal:	$325,059
Contingency Amount:	$78,014
Estimate:	$403,073
Reimbursement:	$0
Net Amount:	**$403,073**
Description:	

Item Description	CU	Amount
TRAFFIC OH/DB/UG - Traffic Control - Police Officer	23-ALL18	$20,000.00
UG CABLE DB/UG - 350/500 - 3-1/C (3ph) Cu 1. Install 2,000' of 500 Cu from [redacted] breaker to MH#258	23-UG114	$180,960.00
SWITCHING OH/DB/UG - SWITCHING NonNetwork - Average 1K18 and 1K09	23-ALL17	$9,124.96
OTHER OTHER 5x $3000 - Cleaning and snaking	23-ALL14	$15,000.00
OTHER OTHER Adding 30% Contractor Cost	23-ALL14	$75,014.00
UG CABLE DB/UG - 750/1000 - 3-1/C (3ph) Cu Reconductor 500 Cu to 750 Cu from the reactor to MH#558	23-UG114B	$24,960.00

[redacted]