EVERSOURCE

Project Approval Form

Project Title: [redacted]	**Project Number: CD02464**
Date Prepared: 02/11/2025	**Company:** Eversource CT
Organization: Distribution Engineering	**Project Category:** OVERLOADS-SPECIFIC PROJECTS
Project Initiator: [redacted]	**Project Type:** Specific
Initiating Organization: Distribution	**Capital Investment part of original Op Plan:** Yes
Project Manager: [redacted]	**Emergency Related Request?** No
Project Sponsor: [redacted]	**Facility Type** (check all that apply): ☐ PTF ☐ non-PTF ☒ Distribution ☐ N/A (General Plant)
Required in service date: 6/1/2025	
Total Capital Request: $83.6K	**Authorization Type:** Full Funding

1. Executive Summary

Full funding is being requested for this project at a cost of $83.6K which is 47% of the partial funding estimate of $176.4K. CD02464 was partially approved on 9/12/2024. The variance on this project is due primarily to the project labor shifting to the AWC rather than utilizing contractors.

The original project was presented as follows:

This project addresses [redacted]

[redacted]

[redacted]

Division: *Western*
District: *Newtown AWC*
Town(s): *Danbury, Roxbury, Monroe, New Milford*

[redacted]

2. Project Cost Summary

Note: Dollar values are in thousands.

Capital Costs	2025	2026	2027	Total
Internal Labor and Construction Equipment	12.6	0.0	0.0	12.6
Outside Services	0.0	0.0	0.0	0.0
Materials	24.2	0.0	0.0	24.2
Removals	2.7	0.0	0.0	2.7
Risk and Contingency	5.8	0.0	0.0	5.8
Other	0.0	0.0	0.0	0.0
Subtotal	**45.4**	**0.0**	**0.0**	**45.4**

Indirect Capital Costs	2025	2026	2027	Total
Indirects/Overheads (including benefits)	38.3	0.0	0.0	38.3
Capitalized interest or AFUDC, if any	0.0	0.0	0.0	0.0
Subtotal	**38.3**	**0.0**	**0.0**	**38.3**
Total Capital Costs (Gross)	**83.6**	**0.0**	**0.0**	**83.6**
Less Total Customer Contribution	**0.0**	**0.0**	**0.0**	**0.0**
Project Costs (Net of Reimbursement)	**83.6**	**0.0**	**0.0**	**83.6**

Explain unique payment provisions, if applicable:

3. Technical Justification

Background, Project Need/Justification, and Project Scope

a. Background

[redacted]

b. Project Need

[redacted]

c. Project Scope

[redacted]

- Replace existing 100K fuse on P.2137 with 140K fuse
- [redacted]

Major Materials:

- 1 X 500 kVA step-down transformer (SC 534995)
- 1 X 333 kVA step-down transformer (SC 534994)
- 1 X 833 kVA auto transformer (SC 534977)
- 1 X 100 kVA step-up transformer (SC 534864)
- 1 X 500 kVA step-down transformer (SC 534868)
- 2 X Line Sensors

4. Alternatives Considered

Option 1: As described in the project scope, each of the [redacted]

Option 2 : [redacted]

[redacted]

Segment 1: [redacted]

	Option [redacted]	
Authorization Type	Full	Partial
Capital Cost	$12,549	$922,400
Expense Cost	$1,068	$28,900
Total Cost	$13,617	$951,300
Preferred Option	X	

Segment 2: [redacted]

	Option [redacted]	
Authorization Type	Full	Partial
Capital Cost	$19,129	$468,300
Expense Cost	$1,628	$14,700
Total Cost	$20,757	$483,000
Preferred Option	X	

Segment 3: [redacted]

	Option	
[redacted]		
Authorization Type	Full	Partial
Capital Cost	$12,549	$1,221,700
Expense Cost	$1,068	$38,300
Total Cost	$13,617	$1,260,000
Preferred Option	X	

Segment 4: [redacted]

[redacted]		
Capital Cost	$12,549	
Expense Cost	$1,068	
Total Cost	$13,617	
Preferred Option	X	

Segment 5: [redacted]

[redacted]		
Authorization Type	Full	Partial
Capital Cost	$26,085	$704,500
Expense Cost	$2,220	$22,100
Total Cost	$28,305	$726,600
Preferred Option	X	

5. Project Schedule

Add any additional milestones that are pertinent to the project

Milestone/Phase Name	Estimated Date
Partial Approval	Sept 2024
100% Detailed Engineering Completion	Dec 2024
Fully Funded	Feb 2025
Construction Start	Mar 2025
Project Completion	Jun 2025

6. Regulatory Decisions

N/A

7. Codes and Standards

N/A

8. Risk and Contingencies

Risk Mitigation:

Risk Event	Risk Horizon	Likelihood of Occurrence	Risk Mitigation
Actual cost higher than estimated due to scope changes.	2025	Medium	Included contingency costs in the funding request. Perform detailed Field Analysis and walk down in project development to avoid potential issues.
Customer Permission / Siting Council / Municipal approvals	2025	Medium	Design to minimize customer impact. Project Preplanning and customer/community outreach.
Internal construction resources not available to perform the work.	2025	Medium	Plan internal resources to perform the work. Use competitive bidding to ensure lowest outside labor cost.
Internal engineering resources not available to perform the work.	2025	Low	Plan internal resources to perform the work. Use competitive bidding to ensure lowest outside labor cost.
Materials Shortage or long lead times	2025	Medium	Pre-order long lead time material; minimize the use of non-standard and non-stocked material.
Storm delays	2025	Low	If storm activity delays work, we may be forced to use external resources.
System abnormal configuration	2025	Medium	Schedule work to minimize system abnormal time. Install temporary bypasses/equipment if system will be abnormal for extended periods.

Wetlands / Environmentally sensitive area	2025	Low	Use of mats and specialty equipment, only work during certain times of the year.

9. References

References
1. N/A

10. Attachments (One Line Diagrams, Images, etc.)

Attachment	Included in Submittal?
A1. Partial Funding PAF	*YES*
A. Cost Estimates	*YES*
B. Existing Geographic Maps	*YES*
C. Geographic Maps for Option 1	*YES*
D. Load Sheets for Option 1	*YES*
E. Geographic Maps for Option 2	*YES*
F. Initial Funding PAF	*YES*

EVERSOURCE

Project Approval Form

A1 – Partial Funding PAF:

Project Title: [redacted]	**Project Number: CD02464**
Date Prepared: 07/17/2024	**Company:** Eversource CT
Organization: Distribution Engineering	**Project Category:** OVERLOADS-SPECIFIC PROJECTS
Project Initiator: [redacted]	**Project Type:** Specific
Initiating Organization: Distribution	**Capital Investment part of original Op Plan:** No
Project Manager: [redacted]	**Emergency Related Request?** No
Project Sponsor: [redacted]	**Facility Type** (check all that apply)**:** ☐ PTF ☐ non-PTF ☒ Distribution ☐ N/A (General Plant)
Required in service date: 6/1/2025	
Total Capital Request: $176,400	**Authorization Type:** Partial Funding

11. Executive Summary

[redacted]

[redacted]

[redacted]

Division: Western

District: Newtown AWC

Town(s): Danbury, Roxbury, Monroe, New Milford

CIRCUIT	ASSET NAME
[redacted]	

12. Project Cost Summary

Note: Dollar values are in thousands.

Capital Costs	2025	2026	2027+	Total
Internal Labor and Construction Equipment	9.1	0.0	0.0	9.1
Outside Services	43.2	0.0	0.0	43.2
Materials	41.0	0.0	0.0	41.0
Removals	29.7	0.0	0.0	29.7
Other	0.8	0.0	0.0	0.8
Risk and Contingency	0.0	0.0	0.0	0.0
Subtotal	**123.8**	**0.0**	**0.0**	**123.8**

Indirect Capital Costs	2025	2026	2027+	Total
Indirects/Overheads (including benefits)	47.1	0.0	0.0	47.1
Capitalized interest or AFUDC, if any	5.5	0.0	0.0	5.5
Subtotal	**52.5**	**0.0**	**0.0**	**52.5**
Total Capital Costs (Gross)	**176.4**	**0.0**	**0.0**	**176.4**
Less Total Customer Contribution	**0.0**	**0.0**	**0.0**	**0.0**
Project Costs (Net)	**176.4**	**0.0**	**0.0**	**176.4**

13. Technical Justification

Background, Project Need/Justification, and Project Scope

a. Background

[redacted]

b. Project Need

[redacted]

c. Project Scope

[redacted]

[redacted]

Major Materials:

- 1 X 500 kVA step-down transformer (SC 534995)
- 1 X 333 kVA step-down transformer (SC 534994)
- 1 X 833 kVA auto transformer (SC 534977)
- 1 X 100 kVA step-up transformer (SC 534864)
- 1 X 500 kVA step-down transformer (SC 534868)
- 2 X Line Sensors

14. Alternatives Considered

Option 1: As described in the project scope, [redacted]

Option 2 : [redacted]. Voltage conversions were estimated using a value of $2.1M per MVA.

[redacted]

[redacted]

Segment 1: [redacted]

	Option	
[redacted]		
Authorization Type	Partial	Partial
Capital Cost	$26,700	$922,400
Expense Cost	$800	$28,900
Total Cost	$27,565	$951,300
Preferred Option	X	

Segment 2: [redacted]

	Option	
[redacted]		
Authorization Type	Partial	Partial
Capital Cost	$40,700	$468,300
Expense Cost	$1,300	$14,700
Total Cost	$41,941	$483,000
Preferred Option	X	

Segment 3: [redacted]

	Option	
[redacted]		
Authorization Type	Partial	Partial
Capital Cost	$26,700	$1,221,700
Expense Cost	$800	$38,300
Total Cost	$27,565	$1,260,000
Preferred Option	X	

Segment 4: [redacted]

	Option	
[redacted]		
Authorization Type	Partial	
Capital Cost	$26,700	
Expense Cost	$800	
Total Cost	$27,565	
Preferred Option	X	

Segment 5: [redacted]

[redacted]		
Authorization Type	Partial	Partial
Capital Cost	$55,500	$704,500
Expense Cost	$1,700	$22,100
Total Cost	$57,252	$726,600
Preferred Option	X	

15. Project Schedule

Milestone/Phase Name	Estimated Date
Partial Approval	September 30, 2024
100% Detailed Engineering Completion	December 1, 2024
Fully Funded	December 31, 2024
Construction Start	March 1, 2025
Project Completion	June 1, 2025

16. Regulatory Decisions

N/A

17. Codes and Standards

N/A

18. Risk and Contingencies

Risk Event	Risk Horizon	Likelihood of Occurrence	Risk Mitigation
Actual cost higher than estimated due to scope changes.	2025	Medium	Included contingency costs in the funding request. Perform detailed Field Analysis and walk down in project development to avoid potential issues.
Customer Permission / Siting Council / Municipal approvals	2025	Medium	Design to minimize customer impact. Project Preplanning and customer/community outreach.
Internal construction resources not available to perform the work.	2025	Medium	Plan internal resources to perform the work. Use competitive bidding to ensure lowest outside labor cost.
Internal engineering resources not available to perform the work.	2025	Low	Plan internal resources to perform the work. Use competitive bidding to ensure lowest outside labor cost.
Materials Shortage or long lead times	2025	Medium	Pre-order long lead time material; minimize the use of non-standard and non-stocked material.
Storm delays	2025	Low	If storm activity delays work, we may be forced to use external resources.
System abnormal configuration	2025	Medium	Schedule work to minimize system abnormal time. Install temporary bypasses/equipment if system will be abnormal for extended periods.
Wetlands / Environmentally sensitive area	2025	Low	Use of mats and specialty equipment, only work during certain times of the year.

19. References

N/A

20. Attachments (One Line Diagrams, Images, etc.)

Attachment	Included in Submittal?
A. Cost Estimates	*YES*
B. Existing Geographic Maps	*YES*
C. Geographic Maps for Option 1	*YES*
D. Load Sheets for Option 1	*YES*
E. Geographic Maps for Option 2	*YES*
F. Initial Funding PAF	*YES*

Attachment - A: Cost Estimates

Connecticut Light & Power
A Northeast Utilities Company

Project Design Alternative: 1

Project: CD02464 - [redacted]

Design Alternative CD02464-01

Estimate

Preliminary Estimate Summary

Revision Number:	0
Contingency:	24.00%
SubTotal:	$22,229
Contingency Amount:	$5,335
Estimate:	$27,565
Reimbursement:	$0
Net Amount:	**$27,565**
Description:	

Item Description	CU	$ / Per	Qty	Amount
XF OH - Stepdown - 1ph - on POLE 1-500 kVA Step-Down Xfmr	23-OH49	[redacted]		$8,840.00
TRAFFIC OH/DB/UG - Traffic Control - Flagger 3 days, 2 flaggers per day	23-ALL19			$1,800.00
OTHER OTHER 30% contractor adder	23-ALL14			$6,027.00
OTHER OTHER Remove 1-333 kVA Step-Down Xfmr	23-ALL14			$1,000.00
SWITCHING OH/DB/UG - SWITCHING NonNetwork - Average Switching	23-ALL17			$4,562.48

Associated / Impacted Devices

Status	Type / SysID	Street / Cross St	Structure / Town	Circuit	Map	Cust	Notes
Existing	[redacted]						

Figure 1: Option 1 – Sherry Ln, Danbury Estimate

Connecticut Light & Power
A Northeast Utilities Company

Project Design Alternative: 2

Project: CD02464 - [redacted]

Design Alternative CD02464-02

Estimate

Preliminary Estimate Summary

Revision Number:	0
Contingency:	24.00%
SubTotal:	$33,823
Contingency Amount:	$8,118
Estimate:	$41,941
Reimbursement:	$0
Net Amount:	**$41,941**
Description:	

Item Description	CU	$ / Per	Qty	Amount
XF OH - Stepdown - 1ph - on POLE 1-333 kVA Step-Down Xfmr	23-OH49	[redacted]		$8,840.00
SECTIONALIZE OH - Cutouts or Arresters - 1ph 140K fuse	23-OH19			$1,782.56
TRAFFIC OH/DB/UG - Traffic Control - Flagger 3 days, 2 flaggers per day	23-ALL19			$1,800.00
OTHER OTHER 30% Contractor Adder	23-ALL14			$9,171.00
OTHER OTHER Line Sensor	23-ALL14			$6,667.00
OTHER OTHER Remove 1-167 kVA Step-down xfmr	23-ALL14			$1,000.00
SWITCHING OH/DB/UG - SWITCHING NonNetwork - Average Switching	23-ALL17			$4,562.48

Figure 2: Option 1 – Candlewood Dr, Danbury Estimate

Connecticut Light & Power
A Northeast Utilities Company

Project Design Alternative: 3

Project: CD02464 - [redacted]

Design Alternative CD02464-03

Estimate

	Preliminary Estimate Summary
Revision Number:	0
Contingency:	24.00%
SubTotal:	$22,229
Contingency Amount:	$5,335
Estimate:	$27,565
Reimbursement:	$0
Net Amount:	**$27,565**
Description:	

Item Description	CU	$ / Per	Qty	Amount
XF OH - Stepdown - 1ph - on POLE 1-833 kVA Auto Xfmr	23-OH49	[redacted]		$8,840.00
TRAFFIC OH/DB/UG - Traffic Control - Flagger 3 days, 2 flaggers per day	23-ALL19			$1,800.00
OTHER OTHER 30% Contractor Adder	23-ALL14			$6,027.00
OTHER OTHER Remove 1-500 kVA Step-Down Xfmr	23-ALL14			$1,000.00
SWITCHING OH/DB/UG - SWITCHING NonNetwork - Average Switching	23-ALL17			$4,562.48

Associated / Impacted Devices

Status	Type / SysID	Street / Cross St	Structure / Town	Circuit	Map	Cust	Notes
Existing	[redacted]						

Figure 3: Option 1 – Davenport Rd, Roxbury Estimate

Connecticut Light & Power
A Northeast Utilities Company

Project Design Alternative: 4

Project: CD02464 - [redacted]

Design Alternative CD02464-04

Estimate

	Preliminary Estimate Summary
Revision Number:	0
Contingency:	24.00%
SubTotal:	$22,229
Contingency Amount:	$5,335
Estimate:	$27,565
Reimbursement:	$0
Net Amount:	**$27,565**
Description:	

Item Description	CU	$ / Per	Qty	Amount
XF OH - Stepdown - 1ph - on POLE 1-100 kVA Step-Down Xfmr	23-OH49	[redacted]		$8,840.00
TRAFFIC OH/DB/UG - Traffic Control - Flagger 3 days, 2 flaggers per day	23-ALL19			$1,800.00
OTHER OTHER 30% Contractor Adder	23-ALL14			$6,027.00
OTHER OTHER Remove 1-50 kVA Step-Down Xfmr	23-ALL14			$1,000.00
SWITCHING OH/DB/UG - SWITCHING NonNetwork - Average Switching	23-ALL17			$4,562.48

Associated / Impacted Devices

Status	Type / SysID	Street / Cross St	Structure / Town	Circuit	Map	Cust	Notes
Existing	[redacted]						

Figure 4: Option 1 – Monroe Tpke, Monroe Estimate

Connecticut Light & Power
A Northeast Utilities Company

Project Design Alternative: 5

Project: CD02464 - [redacted]

Design Alternative CD02464-05

Estimate

	Preliminary Estimate Summary
Revision Number:	0
Contingency:	24.00%
SubTotal:	$46,171
Contingency Amount:	$11,081
Estimate:	$57,252
Reimbursement:	$0
Net Amount:	**$57,252**
Description:	

Item Description	CU	$ / Per	Qty	Amount
SECTIONALIZE 1PH Tripsaver 1-140K tripsaver	23-OH41A	[redacted]		$8,000.00
XF OH - Stepdown - 1ph - on POLE 1-500 kVA Step-Down Xfmr	23-OH49			$8,840.00
TRAFFIC OH/DB/UG - Traffic Control - Flagger 3 days, 2 flaggers per day	23-ALL19			$1,800.00
OTHER OTHER 30% Contractor Adder	23-ALL14			$12,519.00
SECTIONALIZE OH - Cutouts or Arresters - 1ph Fuse Coordination	23-OH19			$1,782.56
OTHER OTHER Line Sensor	23-ALL14			$6,667.00
OTHER OTHER Remove 1-100K Tripsaver	23-ALL14			$1,000.00
OTHER OTHER Remove 1-333 kVA Step-Down Transformer	23-ALL14			$1,000.00
SWITCHING OH/DB/UG - SWITCHING NonNetwork - Average Switching	23-ALL17			$4,562.48

Figure 5: Option 1 – Long Mountain Rd, New Milford Estimate

Attachment - B: Existing Geographic Maps



Figure 6: Existing – Sherry Ln, Danbury Circuit Map



Figure 6: Existing – Sherry Ln, Danbury Circuit Map (Continued)



Figure 7: Existing – Candlewood Dr, Danbury Circuit Map



Figure 7: Existing – Candlewood Dr, Danbury Circuit Map (Continued)



Figure 8: Existing – Davenport Rd, Roxbury Circuit Map (Pg 1)



Figure 8: Existing – Davenport Rd, Roxbury Circuit Map (Pg 2)



Figure 8: Existing – Davenport Rd, Roxbury Circuit Map (Pg 3)



Figure 8: Existing – Davenport Rd, Roxbury Circuit Map (Pg 4)



Figure 8: Existing – Davenport Rd, Roxbury Circuit Map (Pg 5)



Figure 8: Existing – Davenport Rd, Roxbury Circuit Map (Pg 6)





Figure 8: Existing – Davenport Rd, Roxbury Circuit Map (Pg 8)





Figure 8: Existing – Davenport Rd, Roxbury Circuit Map (Pg 10)



Figure 8: Existing – Davenport Rd, Roxbury Circuit Map (Pg 11)



Figure 8: Existing – Davenport Rd, Roxbury Circuit Map (Pg 12)



Figure 8: Existing – Davenport Rd, Roxbury Circuit Map (Pg 13)





Figure 8: Existing – Davenport Rd, Roxbury Circuit Map (Pg 15)



Figure 8: Existing – Davenport Rd, Roxbury Circuit Map (Pg 16)



Figure 9: Existing – Monroe Tpke, Newtown Circuit Map



Figure 10: Existing – Long Mountain Rd, New Milford Circuit Map (Pg 1)



Figure 10: Existing – Long Mountain Rd, New Milford Circuit Map (Pg 2)



Figure 10: Existing – Long Mountain Rd, New Milford Circuit Map (Pg 3)



Figure 10: Existing – Long Mountain Rd, New Milford Circuit Map (Pg 4)



Figure 10: Existing – Long Mountain Rd, New Milford Circuit Map (Pg 5)





Figure 10: Existing – Long Mountain Rd, New Milford Circuit Map (Pg 7)





Figure 6: Option 1 – Sherry Ln, Danbury Circuit Map



Figure 6: Option 1 – Sherry Ln, Danbury Circuit Map (Continued)



Figure 7: Option 1 – Candlewood Dr, Danbury Circuit Map



Figure 7: Option 1 – Candlewood Dr, Danbury Circuit Map (Continued)



Figure 8: Option 1 – Davenport Rd, Roxbury Circuit Map (Pg 1)



Figure 8: Option 1 – Davenport Rd, Roxbury Circuit Map (Pg 2)



Figure 8: Option 1 – Davenport Rd, Roxbury Circuit Map (Pg 3)



Figure 8: Option 1 – Davenport Rd, Roxbury Circuit Map (Pg 4)



Figure 8: Option 1 – Davenport Rd, Roxbury Circuit Map (Pg 5)



Figure 8: Option 1 – Davenport Rd, Roxbury Circuit Map (Pg 6)



Figure 8: Option 1 – Davenport Rd, Roxbury Circuit Map (Pg 7)



Figure 8: Option 1 – Davenport Rd, Roxbury Circuit Map (Pg 8)



Figure 8: Option 1 – Davenport Rd, Roxbury Circuit Map (Pg 9)



Figure 8: Option 1 – Davenport Rd, Roxbury Circuit Map (Pg 10)



Figure 8: Option 1 – Davenport Rd, Roxbury Circuit Map (Pg 11)



Figure 8: Option 1 – Davenport Rd, Roxbury Circuit Map (Pg 12)



Figure 8: Option 1 – Davenport Rd, Roxbury Circuit Map (Pg 13)





Figure 8: Option 1 – Davenport Rd, Roxbury Circuit Map (Pg 15)



Figure 8: Option 1 – Davenport Rd, Roxbury Circuit Map (Pg 16)



Figure 9: Option 1 – Monroe Tpke, Newtown Circuit Map



Figure 10: Option 1 – Long Mountain Rd, New Milford Circuit Map



Figure 10: Option 1 – Long Mountain Rd, New Milford Circuit Map (Continued)



Figure 10: Option 1 – Long Mountain Rd, New Milford Circuit Map (Continued)



Figure 10: Option 1 – Long Mountain Rd, New Milford Circuit Map (Continued)



Figure 10: Option 1 – Long Mountain Rd, New Milford Circuit Map (Continued)



Figure 10: Option 1 – Long Mountain Rd, New Milford Circuit Map (Continued)



Figure 10: Option 1 – Long Mountain Rd, New Milford Circuit Map (Continued)



Figure 10: Option 1 – Long Mountain Rd, New Milford Circuit Map (Continued)

Attachment - D: Load Sheets



Figure 11: Option 1 – Load Sheets

Attachment - E: Geographical Maps for Option 2



Figure 12: Option 2 – Sherry Ln, Danbury Circuit Map



Figure 13: Option 2 – Candlewood Dr, Danbury Circuit Map



Figure 14: Option 2 – Davenport Rd, Roxbury Circuit Map



Figure 14: Option 2 – Davenport Rd, Roxbury Circuit Map (Continued)



Figure 14: Option 2 – Davenport Rd, Roxbury Circuit Map (Continued)



Figure 14: Option 2 – Davenport Rd, Roxbury Circuit Map (Continued)



Figure 14: Option 2 – Davenport Rd, Roxbury Circuit Map (Continued)



Figure 14: Option 2 – Davenport Rd, Roxbury Circuit Map (Continued)



Figure 16: Option 2 – Long Mountain Rd, New Milford Circuit Map



Figure 16: Option 2 – Long Mountain Rd, New Milford Circuit Map (Continued)



Figure 16: Option 2 – Long Mountain Rd, New Milford Circuit Map (Continued)



Figure 16: Option 2 – Long Mountain Rd, New Milford Circuit Map (Continued)



Attachment - E: Initial Funding PAF

EVERSOURCE

Project Approval Form

Project Title: Newtown -2025 Overloaded Step 100%-140%	Project Number: CD02464
Date Prepared: 04/29/2024	**Company:** Eversource CT
Organization: Distribution Engineering	**Class(es) of Plant:** D Line
Project Initiator: [redacted]	**Project Category:** OVERLOADS-SPECIFIC PROJECTS
Project Manager [redacted]	**Project Type:** Specific
Project Sponsor: [redacted]	**Capital Investment part of 5-year plan?** No
In Service Date: 6/1/2025	**Emergency Related Request?** No
Total Request ($): 30K	**Authorization Type:** Initial Funding

1. Project Need Statement

[redacted]

Project Location

a. Division: Western
b. AWC: Newtown

[redacted]

Project Initiator:_[redacted]___

Engineering Approval:_____

1

Refer to Distribution Capital Project Approval Process
JA-AM-2001-B, Rev.3