Operations Project Authorization Form

Project Title: [redacted] Contingency Overload d	**Project Number: CD01611**
Date Prepared: Click drop-down to enter date	**Company:** Eversource CT
Organization: Electric System Operations	**Project Category:** RELIABILITY IMPROVE SPEC PROJ
Project Initiator: [redacted]	**Project Type:** Specific
Initiating Organization: Distribution	**Capital Investment part of original Op Plan:** Yes
Project Manager: [redacted]	**Emergency Related Request?** No
Project Sponsor: [redacted]	**Facility Type** (check all that apply)**:** ☐ PTF ☐ non-PTF ☒ Distribution ☐ N/A (General Plant)
Required in service date: 12/30/2023	
Total Capital Request: $516.8K	**Authorization Type:** Full Funding

1. Executive Summary

The project addresses a [redacted]

[redacted]

In the last 11 years the zone has experienced nine (9) outages; (2) Equipment, (6) Tree, and (1) Vehicle Accident.

[redacted]

The initial engineering estimate for this project was approved for $387K on March 17, 2022. However, the initial estimate did not include a revised increase per unit cost for material, labor, additional tree trimming, and the unplanned replacement of the [redacted] that needed to be reconfigured to a Smart Switch as part of the loop scheme changes. [redacted]

Therefore, the full funding request for this project is $516,8k, which includes an additional direct capital cost of $118k for (labor, outside services, material, removals, contingency), and additional indirect cost of $11K (indirect/overhead, benefits, capitalized interest)

2. Project Cost Summary

Note: Dollar values are in thousands.

Capital Costs	2022	2023	Year 3+	Total
Internal Labor and Construction Equipment	0.2	74.7	0.0	74.9
Outside Services	0.1	46.1	0.0	46.2
Materials	0.5	202.0	0.0	202.5
Removals	0.0	21.0	0.0	21.1
Risk and Contingency	0.0	10.1	0.0	10.1
Other	0.2	2.5	0.0	2.7
Subtotal	**1.0**	**356.6**	**0.0**	**357.6**

Indirect Capital Costs	2022	2023	Year 3+	Total
Indirects/Overheads (including benefits)	0.3	152.0	0.0	152.4
Capitalized interest or AFUDC, if any	0.0	6.8	0.0	6.8
Subtotal	**0.4**	**158.8**	**0.0**	**159.2**
Total Capital Costs (Gross)	**1.4**	**515.4**	**0.0**	**516.8**
Less Total Customer Contribution	**0.0**	**0.0**	**0.0**	**0.0**
Project Costs (Net of Reimbursement)	**1.4**	**515.4**	**0.0**	**516.8**

3.Technical Justification

Project Need, Objective and Justification

a. Background

[redacted]

[redacted]

b. Project Need

- [redacted]
  - [redacted]
  - [redacted]
- [redacted]

c. Project Scope

Preferred Proposal (Includes the following Segments)
Total Cost $487.6K

The preferred option was selected because it addresses the overload and contingency issues by prioritizing segments at a lower cost when compared to the alternatives.

[redacted]

Cost: $219K

[redacted]

[redacted]

Cost: $174K

[redacted]

4. Alternatives Considered

(This option was not selected due to the highest cost when compared to the preferred option)

Alternatives were considered (please describe below)

[redacted]

Cost: $2,650K

[redacted]

[redacted]

Cost: $76K

[redacted]

Alternatives Considered:

[redacted]

(This option was not selected due to the highest cost when compared to the preferred option)

Total Cost: $854K

Segment #1 - Middletown_OH_Transfer 30K16 Load to 30K13

Cost: $275K

[redacted]

Cost: $487K

[redacted]

Cost: $92K

[redacted]

Regulatory Approvals:

No

If yes, provide detailed regulatory approvals.

5. Project Schedule

Milestone/Phase Name	Estimated Completion Date
Preliminary Approval	4/1/2022
Detailed Design Completed	8/1/2022
Settings Requested	10/1/2022
Approved for Construction	10/1/2022
Construction Start Date	3/1/2023
Construction End Date	6/1/2023

6. Regulatory Decisions

7. Codes and Standards

8. Risk and Contingencies

Risk Event	Risk Horizon	Likelihood of Occurrence	Risk Mitigation
Actual cost higher than estimated due to scope changes.	2023	Medium	Included contingency costs in the funding request. Perform detailed Field Analysis and walk down in project development to avoid potential issues.
Internal construction resources not available to perform the work.	2023	Medium	Plan internal resources to perform the work. Use competitive bidding to ensure lowest outside labor cost.
Internal engineering resources not available to perform the work.	2023	Medium	Plan internal resources to perform the work. Use competitive bidding to ensure lowest outside labor cost.
Storm delays	2023	Medium	If storm activity delays work, we may be forced to use external resources.
System abnormal configuration	2023	Medium	Schedule work to minimize system abnormal time. Most of this work will require system to be abnormal for any extended period of time.

9. References

References
1. DSEM 02.301 – Automatic Sectionalizing Device Guide
2. DSEM 05.301 – Contingency Planning
3. DSEM 08.101 – Overhead Cable Rating
4. DSEM 10.421 – Smart Switch
5. LEAP

10. Attachments (One Line Diagrams, Images, etc.)

Attachment	Included in Submittal?
A. Project Need Statement	*YES*
B. One line 30K16	*YES*
C. Detail Map 30K16	*YES*
D. System and Station One-Lines	*YES*
E. Load Summary	*YES*
F. Outage Event	

Appendices (One-Line Diagrams, Images, etc.)

Detail Map

Detail Map_[redacted]rev0.8_Ap

On-Line Map

One line[redacted]rev0.6_Approv

Load Summary

Load%20Summary_re

Zone Projection

Leap_Zone_Pro

Need Statement

CD01611_project_needs_statement_revi

Outage Events ($/CIS, $/CMS, $/MVA Calc.)

CD01161_Total%20Events_re

Project Approval Form

- Attachment A

Connecticut Light & Power
A Northeast Utilities Company

Specific Project Proposal - Project #: CD01611
[redacted]

Work Classification		Ownership / Management	
Category:	Line	AWC:	East Hampton
Type:	BLG1	Statewide:	No
Type Desc:	OVERLOADS-SPECIFIC PROJECTS	Owner:	[redacted]
Work Type:		Manager:	

Project Information

Status:	Draft	Associated Projects:	
SPS #:		Assignment ID:	
AIS Score:		Patrol Find ID:	

Budget Summary - Preferred Option — Middletown_Dooley 30K16_Transfer Load from the 30K16 to 30K13 &

2023

ID	Title	Status	Rev #	Contingency	Expenditure Amount	Net Estimate
5	[redacted]	Draft	0	24%	$143,267	$143,267
4		Draft	0	24%	$63,227	$63,227
1		Draft	0	24%	$188,375	$188,375
				2023 Total:	$394,869	$394,869
				Total Project:	$394,869	$394,869

- Attachment B

[redacted]

EVERSOURCE

Project Approval Form



Refer to Project Approval Process
JA-AM-2001-B, Rev.1

EVERSOURCE

Project Approval Form



Refer to Project Approval Process
JA-AM-2001-B, Rev.1

EVERSOURCE

Project Approval Form

INITIAL FUNDING PAF
Operations Project Authorization Form

Project Title: [redacted] Contingency Overload due to [redacted]	**Project Number:** CD01611
Date Prepared: 03/17/2022	**Company:** Eversource CT
Organization: EFO	**Class(es) of Plant:** D Line
Project Initiator: [redacted]	**Project Category:** Line
Project Manager: [redacted]	**Project Type:** Specific
Project Sponsor: [redacted]	**Capital Investment part of original Operating Plan:** No
Estimated in service date: June 1, 2023	**Emergency Related Request?** No
Eng./Constr. Resources Budgeted? No	**Facility Type** (check all that apply): ☐ PTF ☐ non-PTF X Distribution
Total Gross Capital Request: $387K	**Authorization Type:** Initial Funding

Executive Summary

The project addresses a [redacted]

[redacted] In the last 11 years the zone has experienced nine (9) outages; (2) Equipment, (6) Tree, and (1) Vehicle Accident.

[redacted]

Project Approval Form

Project Costs Summary

Capital Costs	2023	Year 2	Year 3+	Total
Internal Labor and Construction Equipment	$16	$0	$0	$16
Outside Services	$132	$0	$0	$132
Materials	$76	$0	$0	$76
Removals	$16	$0	$0	$16
Risk and Contingency	($0)	$0	$0	($0)
Other	$0	$0	$0	$0
Subtotal	**$239**	**$0**	**$0**	**$239**

Indirect Capital Costs	2023	Year 2	Year 3+	Total
Indirects/Overheads (including benefits)	$138	$0	$0	$138
Capitalized interest or AFUDC, if any	$10	$0	$0	$10
Subtotal	**$148**	**$0**	**$0**	**$148**
Total Capital Costs (Gross)	**$387**	**$0**	**$0**	**$387**
Less Total Customer Contribution	**$0**	**$0**	**$0**	**$0**
Project Costs (Net)	**$387**	**$0**	**$0**	**$387**

Technical Justification:

Project Need, Objective and Justification

[redacted]

[redacted]

Project Objectives

- [redacted]
- [redacted]

Project Scope

Preferred Proposal (Includes the following Segments)

[redacted]

Cost: $188K

[redacted]

Cost: $63K

[redacted]

Cost: $143K

[redacted]

- [redacted]

[redacted]

Background

[redacted]

Alternatives Considered:

Alternatives were considered (please describe below)

[redacted]

Total Cost: $2,253K

[redacted]

Cost: $2,190K

[redacted]

[redacted]

[redacted]

Cost: $63K

[redacted]

[redacted]

Alternatives Considered:

[redacted]

Total Cost: $585K

[redacted]

Cost: $188K

[redacted]

Cost: $333K

[redacted]

Cost: $63K

[redacted]

Regulatory Approvals:

No

If yes, provide detailed regulatory approvals

Project Schedule

Milestone/Phase Name	Estimated Completion Date
Preliminary Approval	4/1/2022
Detailed Design Completed	8/1/2022
Settings Requested	10/1/2022
Approved for Construction	10/1/2022
Construction Start Date	3/1/2023
Construction End Date	6/1/2023

Risks and Risk Mitigation Plans

Risk Event	Risk Horizon	Likelihood of Occurrence	Risk Mitigation
Actual cost higher than estimated due to scope changes.	2023	Medium	Included contingency costs in the funding request. Perform detailed Field Analysis and walk down in project development to avoid potential issues.
Internal construction resources not available to perform the work.	2023	Medium	Plan internal resources to perform the work. Use competitive bidding to ensure lowest outside labor cost.
Internal engineering resources not available to perform the work.	2023	Medium	Plan internal resources to perform the work. Use competitive bidding to ensure lowest outside labor cost.
Storm delays	2023	Medium	If storm activity delays work, we may be forced to use external resources.

System abnormal configuration	2023	Medium	Schedule work to minimize system abnormal time. Most of this work will require system to be abnormal for any extended period of time.

References

DSEM 02.301 – Automatic Sectionalizing Device Guide
DSEM 05.301 – Contingency Planning
DSEM 08.101 – Overhead Cable Rating
DSEM 10.421 – Smart Switch
LEAP

Appendices (One-Line Diagrams, Images, etc.)

Detail Map

Detail Map_[redacted]_rev0.8_Ap

On-Line Map

One[redacted]rev0.6_Approv

Load Summary

Load%20Summary_re

Zone Projection

Leap_Zone_Pro

Need Statement

CD01611_project_needs_statement_rev

Outage Events ($/CIS, $/CMS, $/MVA Calc.)

CD01161_Total%20Events_re

Project Approval Form

- Attachment A

Connecticut Light & Power
A Northeast Utilities Company

Specific Project Proposal - Project #: CD01611
[redacted]

Work Classification		Ownership / Management	
Category:	Line	AWC:	East Hampton
Type:	BLG1	Statewide:	No
Type Desc:	OVERLOADS-SPECIFIC PROJECTS	Owner:	[redacted]
Work Type:		Manager:	

Project Information

Status:	Draft	Associated Projects:	
SPS #:		Assignment ID:	
AIS Score:		Patrol Find ID:	

Budget Summary - Preferred Option — Middletown_Dooley 30K16_Transfer Load from the 30K16 to 30K13 &

2023

ID	Title	Status	Rev #	Contingency	Expenditure Amount	Net Estimate
5	[redacted]	Draft	0	24%	$143,267	$143,267
4		Draft	0	24%	$63,227	$63,227
1		Draft	0	24%	$188,375	$188,375
				2023 Total:	$394,869	$394,869
				Total Project:	$394,869	$394,869

- Attachment B

[redacted]

EVERSOURCE

Project Approval Form



Refer to Project Approval Process
JA-AM-2001-B, Rev.1

EVERSOURCE

Project Approval Form



Refer to Project Approval Process
JA-AM-2001-B, Rev.1