EVERSOURCE

Supplement Authorization Form

Project Title: [redacted] **Westport Supplemental**	**Project Number: CD01935**
Date Prepared: 12/15/2025	**Company:** Eversource CT
Organization: Distribution Engineering	**Project Category:** New Customer-ED
Initiating Organization: Distribution	**Project Type:** Specific
Project DDE: [redacted]	**Capital Investment part of 5-year plan?** No
Project Manager: [redacted]	**Emergency Related Request?** No
Project Sponsor: [redacted]	**Facility Type** (check all that apply)**:** ☐ PTF ☐ non-PTF ☒ Distribution ☐ N/A (General Plant)
Current Authorized Amount: $1,230K	**Approved In-Service Date:** 12/31/25
Supplement Request: $ 773.5K	**Estimated In-Service Date: 12/31/26**
Total Capital Request ($): 2,003.5K (235K reimbursement)	**Authorization Type:** Supplement Request
	Reason: : Cost Overage

1. Project Background

Supplemental funding is being requested for this project. The total capital request is $2,003.5K which is (63%) $773.5K more than the current authorized amount of $1230.K.

[redacted] Construction has begun on replacing the 10 houses on [redacted] with three buildings totaling approximately 150 luxury residential units. [redacted]

2. Supplement Justification Overview

This project's variance of $773.5K is due to underestimated labor, outside services, overtime charges and higher overhead cost.

3. Supplement Justification Detail

The main reasons for the project supplement of **$773.5K** is described below:

- Internal labor increased by **209K**. There was an additional **63K** in overtime charges that were incurred for hooking up the generators after normal working hours and extending the cutover day to take advantage of removing the existing pole line on the property. The other **146K** was due to underestimating the labor for test and substation to set up, test and put the PME switchgear in service. Additionally, the customer did not install the manholes correctly, which caused delays in removing water from them before work could proceed.
- Outside services increased by **28.6K**, including **15K** for generator cost, **7.7K** for tree trimming, **4.5K** for manhole cleaning due to excess dirt from the customer's installation, and **5.5K** for KTI's pole-setting work on the property.
- Material costs increased by **149.8K** due to inflation.
- Indirect costs were driven by the higher loaders since the full funding was approved back in July 2024 and accounts for the remaining overage for the project.

4. Supplement Cost Summary (Project Total)

Line-item Category	To Date Spend Year(s)	Prior Authorized Year(s)	Variance (Supplemental Request) Year(s)	New Total Request (Add Prior Authorized and Variance) Year(s)
Internal Labor and Construction Equipment	188.6	88.6	194.4	283.0
Outside Services	14.6	0.0	28.6	28.6
Materials	759.6	609.8	149.3	759.1
Removals	43.5	34.4	14.6	49.0
Risk and Contingency	0.0	85.8	-69.5	16.3
Other	30.2	0.0	30.2	30.2
SUBTOTAL DIRECTS W/ RISKS	**1,036.4**	**818.6**	**347.5**	**1,166.1**
Indirect / Overhead (including benefits)	596.7	411.8	414.8	826.6
AFUDC	10.8	0.0	10.8	10.8
Subtotal – Indirect Costs	**607.5**	**411.8**	**425.6**	**837.4**
TOTAL CAPITAL REQUEST	**1,643.9**	**1,230.4**	**773.1**	**2,003.5**
Reimbursables/Customer Contribution	**-235.0**	**-337.0**	**102.0**	**-235.0**
PROJECT TOTAL (LESS REIMBURSABLES)	**1,408.9**	**893.4**	**875.1**	**1,768.5**

New Total Request by Year (if applicable)

Note: If multi-year project, include actuals for current and years past, and then show forecasted spend for upcoming years.

Line item Category	Year 2024	Year 2025	Year 2026 +	Total
Internal Labor and Construction Equipment	1.0	254.2	27.8	283.0
Outside Services	0.1	25.7	2.8	28.6
Materials	2.7	681.9	74.5	759.1
Removals	0.2	43.4	5.4	49.0
Risk and Contingency	0.0	0.0	16.3	16.3
Other	0.1	27.1	3.0	30.2
SUBTOTAL DIRECTS W/ RISKS	**4.1**	**1,032.3**	**129.7**	**1,166.1**
Indirect / Overhead (including benefits)	7.5	589.2	229.9	826.6
AFUDC	0.1	10.7	0.0	10.8
Subtotal – Indirect Costs	**7.6**	**599.9**	**229.9**	**837.4**
TOTAL CAPITAL REQUEST	**11.7**	**1,632.2**	**359.6**	**2,003.5**
Reimbursables/Customer Contribution	$	-235.0	0.0	**-235.0**
PROJECT TOTAL (LESS REIMBURSABLES)	**11.7**	**1,397.2**	**359.6**	**1,768.5**

5. Lessons Learned

N/A

EVERSOURCE

Supplement Authorization Form

Full Funding PAF

Project Title [redacted] Westport	**Project Number: CD01935**
Date Prepared: 05/16/2024	**Company:** Eversource CT
Organization: Distribution Engineering	**Project Category:** New Customer-ED
Project Initiator: [redacted]	**Project Type:** Specific
Initiating Organization: Distribution	**Capital Investment part of original Op Plan:** No
Project Manager: [redacted]	**Emergency Related Request?** No
Project Sponsor: [redacted]	**Facility Type** (check all that apply)**:** ☐ PTF ☐ non-PTF ☒ Distribution ☐ N/A (General Plant)
Required in service date: 12/31/2025	
Total Capital Request: $1,230K ($337K reimbursable)	**Authorization Type:** Full Funding

Executive Summary

This document requests full funding for project CD01935. This cost is 132% of the approved partial funding of $934K. This is mainly because the original estimates were done in 2020 and the job was delayed approximately four years. Eversource unit estimates have been updated since then, and the original cost doesn't account for the work being done 4 years later.

[redacted]

The project is broken down into three work orders as follows:

Work Order **8576996** proposes the removal of the overhead portion of the circuit in conflict with construction, and the installation of a 1,000kcmil underground cable as the new feed. The total cost for construction is $298K and is 100% reimbursable.

` Work Order **10587397** proposes the new service work to [redacted] Total Cost: $96K. Once the NB-2 Policy is applied to this project the customer portion of the new service work is $39K.

Work Order **16490045** proposes the new underground loop between [redacted] and existing Avalon Complex and the Cervalis Building. Total Cost: $807,149

The customer is responsible for all civil work involved in this project, including manholes, duct system, and pads for transformers.

[redacted]

The purpose of this project is to accommodate a new 150-unit luxury housing complex that will eliminate the existing 10 houses currently on Hiawatha Lane.

As mentioned above, NB-2 is the Eversource Policy used to figure customer costs.

The customer is to pay for all 4/0 primary wire feeding new loop system serving transformers to new load, as well as 4 transformers.

6. Project Cost Summary

Note: Dollar values are in thousands.

Capital Costs	2025	2026	2027+	Total
Internal Labor and Construction Equipment	88.6	0.0	0.0	88.6
Outside Services	0.0	0.0	0.0	0.0
Materials	609.8	0.0	0.0	609.8
Removals	34.4	0.0	0.0	34.4
Risk and Contingency	85.8	0.0	0.0	85.8
Other	0.0	0.0	0.0	0.0
Subtotal	**818.6**	**0.0**	**0.0**	**818.6**

Indirect Capital Costs	2025	2026	2027+	Total
Indirects/Overheads (including benefits)	411.8	0.0	0.0	411.8
Capitalized interest or AFUDC, if any	0.0	0.0	0.0	0.0
Subtotal	**411.8**	**0.0**	**0.0**	**411.8**
Total Capital Costs (Gross)	**1,230.4**	**0.0**	**0.0**	**1,230.4**
Less Total Customer Contribution	**-337.0**	**0.0**	**0.0**	**-337.0**
Project Costs (Net of Reimbursement)	**893.4**	**0.0**	**0.0**	**893.4**

7. Technical Justification

Project Need, Objective and Justification:

[redacted] Construction has begun on replacing the 10 houses on [redacted] with three buildings totaling approximately 150 luxury residential units. [redacted]

Project Scope:

The scope of this project is as follows:

- [redacted]
  - [redacted]
  - [redacted]
  - [redacted]
  - [redacted]
  - [redacted]
  - [redacted]
  - [redacted]

Major Material:

- One pair PME-9/12 Automatic switchgear
- 3,750’ 1000kcmil Cu Cable
- 2,800’ 4/0 Al DB cable
- (3) 1000kva 13.8kv three phase transformers
- (1) 500kva 13.8kv three phase transformer.

Background:

Currently the existing load on Hiawatha is served off the 556 overhead cables running on the road. [redacted]



8. Alternatives Considered

An alternative considered for this project was to create a [redacted]

	OPTIONS	
[redacted]		
Cost (after cust reimbursement)	$893K	$180K
Preferred option	X	

9. Project Schedule

Milestone/Phase Name	Estimated Date
100% Engineering Completion	May 2024
Construction Start	January 2025

Milestone/Phase Name	Estimated Date
Easement Secured	August 2024
In Service Date	December 2025

10. Regulatory Decisions

N/A

11. Codes and Standards

N/A

12. Risk and Contingencies

Risk Event	Risk Horizon	Likelihood of Occurrence	Risk Mitigation
Actual cost higher than estimated due to scope changes.	2025	Low	Included contingency costs in the funding request. Perform detailed Field Analysis and walk down in project development to avoid potential issues.
Customer Permission / Siting Council / Municipal approvals	2025	Low	Design to minimize customer impact. Project Preplanning and customer/community outreach.
Internal construction resources not available to perform the work.	2025	Medium	Plan internal resources to perform the work. Use competitive bidding to ensure lowest outside labor cost.
Materials Shortage or long lead times	2025	Medium	Pre-order long lead time material; minimize the use of non-standard and non-stocked material.
Storm delays	2025	Low	If storm activity delays work, we may be forced to use external resources.

System abnormal configuration	2025	Low	Schedule work to minimize system abnormal time. Install temporary bypasses/equipment if system will be abnormal for extended periods.

13. References

References
1. N/A

14. Attachments (One Line Diagrams, Images, etc.)

Attachment	Included in Submittal?
A. Cost Estimate	*YES*
B. Geographic Map	*YES*
C. Load Sheet	*YES*
D. Partial PAF	*YES*

Attachement A – Segment 1 New Service Hiawatha Village

Design Alternative CD01935-01

Estimate

Preliminary Estimate Summary

Revision Number:	0
Contingency:	24.00%
SubTotal:	$622,643
Contingency Amount:	$149,434
Estimate:	$772,078
Reimbursement:	$0
Net Amount:	**$772,078**

Description: Install New Service to New Residential Complex

Item Description	CU	[redacted]	Amount
SWITCHING OH/DB/UG - SWITCHING NonNetwork - Average	16-ALL17		$10,528.80
TRAFFIC OH/DB/UG - Traffic Control - Police Officer	16-ALL18		$10,000.00
SECTIONALIZE OH-Vertical Disconnect Switches-600/900 amp 3-1ph	16-OH43		$10,283.20
DB CABLE DB/UG - 4/0 - 3-1/C (3ph) Al	16-UG113		$94,080.00
SWITCHGEAR DB/UG-Switchgear up to 25kV-Auto Type 9/12 (pair)	16-UG126		$197,760.00
XF DB/UG - Padmount XF - 3ph	16-UG131		$25,196.80
POLE DB/UG - Riser - 3ph	16-UG146		$10,794.40
UG CABLE DB/UG - 750/1000 - 3-1/C (3ph) Cu 9S26 from existing switchgear to new gear	16-UG114B		$264,000.00

Segment 2 – Overhead Removal Hiawatha Village

Design Alternative CD01935-02

Estimate

	Preliminary Estimate Summary
Revision Number:	0
Contingency:	20.00%
SubTotal:	$135,806
Contingency Amount:	$27,161
Estimate:	$162,968
Reimbursement:	$162,968
Net Amount:	**$0**

Description: Remover overhead and install underground on [redacted]

Item Description	CU	Amount
SWITCHING OH/DB/UG - SWITCHING NonNetwork - Average	16-ALL17	$10,528.80
TRAFFIC OH/DB/UG - Traffic Control - Police Officer	16-ALL18	$5,000.00
OH WIRE OH - Remove circuit wire (3 phase)	16-OH37A	$3,200.00
SECTIONALIZE OH-Vertical Disconnect Switches-600/900 amp 3-1ph	16-OH43	$10,283.20
UG CABLE DB/UG - 750/1000 - 3-1/C (3ph) Cu	16-UG114B	$96,000.00
POLE DB/UG - Riser - 3ph	16-UG146	$10,794.40





Supplement Authorization Form





Operations Project Authorization Form

Project Title: [redacted] **Westport**	**Project Number: CD01935**
Date Prepared: 06/03/2022	**Company:** Eversource CT
Organization: Electric Field Operations	**Class(es) of Plant:** D Line
Project Initiator: [redacted]	**Project Category:** New Customer-ED
Project Manager: [redacted]	**Project Type:** Specific
Project Sponsor: [redacted]	**Capital Investment part of original Operating Plan:** No
Estimated in service date: 12/31/2023	**Emergency Related Request?** No
Eng./Constr. Resources Budgeted? No	**Facility Type** (check all that apply): ☐ PTF ☐ non-PTF ☒ Distribution
Total Gross Capital Request: $934K	**Authorization Type: Initial Funding**

Executive Summary

[redacted] These properties are served by Eversource from the [redacted]

The purpose of this project is to accommodate a new 150-unit luxury housing complex that will eliminate the existing 10 houses currently on [redacted]
The reimbursable portion of this project is approximately $182,000. This amount covers the cost of removal of the overhead portion of the circuit in conflict with construction, and the installation of a 1,000kcmil underground cable as the new feed.

NB-2 is the Eversource Policy used to figure customer costs.
Customer to pay for all 4/0 primary wire feeding new loop system serving transformers to new load, as well as 4 transformers.
Customer to cover all costs incurred for civil work involving this project, including manholes, duct system, and pad mount transformers.

Project Costs Summary

Note: Dollar values are in thousands

Capital Costs	2023	2024	2025+	Total
Internal Labor and Construction Equipment	$78	$0	$0	$78
Outside Services	$264	$0	$0	$264
Materials	$215	$0	$0	$215
Removals	$32	$0	$0	$32
Risk and Contingency	($84)	$0	$0	($84)
Other	$0	$0	$0	$0
Subtotal	**$506**	**$0**	**$0**	**$506**

Indirect Capital Costs	2023	2024	2025+	Total
Indirects/Overheads (including benefits)	$411	$0	$0	$411
Capitalized interest or AFUDC, if any	$17	$0	$0	$17
Subtotal	**$428**	**$0**	**$0**	**$428**
Total Capital Costs (Gross)	**$934**	**$0**	**$0**	**$934**
Less Total Customer Contribution	**($182)**	**$0**	**$0**	**($182)**
Project Costs (Net)	**$752**	**$0**	**$0**	**$752**

Technical Justification:

Project Need, Objective and Justification:

[redacted] Construction has begun on replacing the 10 houses on [redacted] with three buildings totaling approximately 150 luxury residential units. [redacted]

[redacted]

Project Scope:

The scope of this project is as follows:

[redacted]

Major Material:

- One pair PME-9/12 Automatic switchgear
- 3,750' 1000kcmil Cu Cable
- 2,800' 4/0 Al DB cable
- (3) 1000kva 13.8kv three phase transformers
- (1) 500kva 13.8kv three phase transformer.

Background:

Currently the existing load on [redacted] is served off the 556 overhead cables running on the road. [redacted] See sketch below.

[redacted]

Alternatives Considered:

Were alternative solutions considered/applicable? Include any cost/benefit analysis.

Alternatives were considered

The alternative considered for this project was to create a [redacted]

	OPTIONS
[redacted]	

[redacted]

Cost	$752K	$173K
Preferred option	X	

Regulatory Approvals:

Are Regulatory body approvals needed for the project?

No

Project Schedule

Milestone/Phase Name	Estimated Date
100% Engineering Completion	7/31/2022
Civil Construction Start	09/15/2022
Easement Secured	03/31/2023
In Service Date	12/31/2023

Risks and Risk Mitigation Plans

Risk Event	Risk Horizon	Likelihood of Occurrence	Risk Mitigation
Actual cost higher than estimated due to scope changes.	2023	Medium	Included contingency costs in the funding request. Perform detailed Field Analysis and walk down in project development to avoid potential issues.
Customer Permission / Siting Council / Municipal approvals	2023	Low	Design to minimize customer impact. Project Preplanning and customer/community outreach.
Internal construction resources not available to perform the work.	2023	Low	Plan internal resources to perform the work. Use competitive bidding to ensure lowest outside labor cost.
Internal engineering resources not available to perform the work.	2023	Low	Plan internal resources to perform the work. Use competitive bidding to ensure lowest outside labor cost.
Materials Shortage or long lead times	2023	High	Pre-order long lead time material; minimize the use of non-standard and non-stocked material.
Storm delays	2023	Medium	If storm activity delays work, we may be forced to use external resources.
System abnormal configuration	2023	Low	Schedule work to minimize system abnormal time. Install temporary bypasses/equipment if system will be abnormal for extended periods.

Technological risks involving integration of new technology	2023	Low	Before use of new technology ensure support of standards and manufacturer. Schedule project to accommodate for extra time or ensure new technology is not on the critical path.
Wetlands / Environmentally sensitive area	2023	Low	Use of mats and specialty equipment, only work during certain times of the year.

References

Appendices (One-Line Diagrams, Images, etc.)