EVERSOURCE

# Supplement Authorization Form

| | |
|---|---|
| **Project Title:** Lakeview [redacted] Contingency Overload | **Project Number: CD01958** |
| **Date Prepared:** 10/15/2024 | **Company:** Eversource CT |
| **Organization:** Distribution Engineering | **Project Category:** OVERLOADS-SPECIFIC PROJECTS |
| **Initiating Organization:** Distribution | **Project Type:** Specific |
| **Project DDE:** [redacted] | **Capital Investment part of 5-year plan?** Yes |
| **Project Manager:** [redacted] | **Emergency Related Request?** No |
| **Project Sponsor:** [redacted] | **Facility Type** (check all that apply)**:** ☐ PTF ☐ non-PTF ☒ Distribution ☐ N/A (General Plant) |
| **Current Authorized Amount:** $1,038.3K | **Approved In-Service Date:** 12/31/24 |
| **Supplement Request: $534.6**K | **Estimated In-Service Date: 12/31/24** |
| **Total Capital Request: $**1,572.9K | **Authorization Type: Supplement Request** |
| | **Reason: : Cost Overage** |

## 1. Project Background

Supplemental funding is being requested for this project. The total capital request is $1,572.9K which is (66%) $534.6K more than the current authorized amount of $1,038.3K.

This project was established to address the contingency overloads on several [redacted]

## 2. Supplement Justification Overview

This projects variance of $534.6K is due to extra switching, travel time, cleaning the manhole and as well as a slight increase in material cost.

## 3. Supplement Justification Detail

The line department hired outside services to core bore every pole location that require reconductoring. This was not captured in the original estimate. The cost variance for core boring was **30K** (21K for pole hole drilling by KTI and 9K for the additional sidewalk cut/repair work by AJ Penna). The OH material also cost more than anticipated compared to the full funding PAF. There was not excess material charged to the project. The cost variance for the OH material overage is **61K.**

The UG labor had an increase of roughly **91K** due to additional resource needed. This included additional switching, substation escorts, cleaning out manholes, and overtime labor.

The indirect cost went up an additional **289K.**

## 4. Supplement Cost Summary (Project Total)

| Line-item Category | To Date Spend Year(s) | Prior Authorized Year(s) | Variance (Supplemental Request) Year(s) | New Total Request (Add Prior Authorized and Variance) Year(s) |
|---|---|---|---|---|
| Internal Labor and Construction Equipment | 267.9 | 185.9 | 143.8 | 329.7 |
| Outside Services | 98.7 | 57.3 | 41.4 | 98.7 |
| Materials | 291.2 | 207.1 | 84.1 | 291.2 |
| Removals | 42.2 | 114.0 | -71.8 | 42.2 |
| Risk and Contingency | 0.0 | 0.0 | 19.0 | 19.0 |
| Other | 15.1 | 0.1 | 15.0 | 15.1 |
| **SUBTOTAL DIRECTS W/ RISKS** | **715.2** | **564.4** | **231.5** | **795.9** |
| Indirect / Overhead (including benefits) | 631.8 | 470.9 | 288.9 | 759.8 |
| AFUDC | 17.2 | 3.0 | 14.2 | 17.2 |
| **Subtotal – Indirect Costs** | **649.0** | **473.9** | **303.1** | **777.0** |
| **TOTAL CAPITAL REQUEST** | **1,364.2** | **1,038.3** | **534.6** | **1,572.9** |
| Reimbursables/Customer Contribution | **0.0** | **0.0** | **0.0** | **0.0** |
| **PROJECT TOTAL (LESS REIMBURSABLES)** | **1,364.2** | **1,038.3** | **534.6** | **1,572.9** |

## New Total Request by Year (if applicable)

Note: If multi-year project, include actuals for current and years past, and then show forecasted spend for upcoming years.

| Line item Category | 2023 Actual | 2024 Actual | 2024 Estimate | Total |
|---|---|---|---|---|
| Internal Labor and Construction Equipment | 47.9 | 220.0 | 27.5 | 295.4 |
| Outside Services | 17.7 | 81.1 | 8.4 | 107.1 |
| Materials | 52.1 | 239.1 | 24.7 | 315.9 |
| Removals | 7.5 | 34.7 | 0.0 | 42.2 |
| Risk and Contingency | 0.0 | 0.0 | 19.0 | 19.0 |
| Other | 2.7 | 12.4 | 1.3 | 16.4 |
| **SUBTOTAL DIRECTS W/ RISKS** | **127.9** | **587.3** | **80.7** | **795.9** |
| Indirect / Overhead (including benefits) | 21.8 | 610.0 | 128.0 | 759.8 |
| AFUDC | 1.3 | 15.8 | 0.0 | 17.2 |
| **Subtotal – Indirect Costs** | **23.1** | **625.8** | **128.0** | **777.0** |
| | **151.1** | **1,213.1** | **208.8** | **1,572.9** |
| **TOTAL CAPITAL REQUEST** | 0.0 | 0.0 | 0.0 | **0.0** |
| Reimbursables/Customer Contribution | **151.1** | **1,213.1** | **208.8** | **1,572.9** |
| | **23.1** | **625.8** | **128.0** | **777.0** |
| **PROJECT TOTAL (LESS REIMBURSABLES)** | **151.1** | **1,213.1** | **208.8** | **1,572.9** |

## 5. Lessons Learned

N/A

EVERSOURCE

## Supplement Authorization Form

| | |
|---|---|
| **Project Title:** Lakeview [redacted] Contingency Overload | **Project Number:** CD01958 |
| **Date Prepared:** 05/29/2024 | **Company:** Eversource CT |
| **Organization:** Distribution Engineering | **Project Category:** OVERLOADS-SPECIFIC PROJECTS |
| **Project Initiator:** [redacted] | **Project Type:** Specific |
| **Initiating Organization:** Distribution | **Capital Investment part of original Op Plan:** Yes |
| **Project Manager:** [redacted] | **Emergency Related Request?** No |
| **Project Sponsor:** [redacted] | **Facility Type** (check all that apply):<br>☐ PTF ☐ non-PTF ☒ Distribution ☐ N/A (General Plant) |

| | |
|---|---|
| **Required in service date:** 10/18/2024 | |
| **Total Capital Request: $1,038.3K** | **Authorization Type:** Full Funding |

# 1. Executive Summary

Full funding is being requested for this project at a cost of **$1,038.3K** which is 31.6% of the partial funding capital estimate of $3,288.6K. There is no scope change on the project. This project was partially approved on 9/6/2023. The variance between the full funding and partial funding estimate is due to a 30% adder to the estimating units, a 30% contractor adder, and a 28% contingency included in the Partial estimate. This project was initially awarded to contractors but was then given to internal construction work.

The Original Project was presented as follows:

- [redacted]
- [redacted]
- *Project Location*
  - *Division: Western*
  - *District: Norwalk*
  - *City/Town: New Canaan*

# 2. Project Cost Summary

Note: Dollar values are in thousands.

| Capital Costs | 2023 Actual | 2024 Actual | 2024 Estimate | Total |
|---|---|---|---|---|
| **Direct Capital Costs** | | | | |
| Internal Labor and Construction Equipment | 49.7 | 10.8 | 125.4 | 185.9 |
| Outside Services | 15.3 | 3.3 | 38.7 | 57.3 |
| Materials | 55.3 | 12.0 | 139.7 | 207.1 |
| Removals | 7.5 | 1.6 | 24.1 | 33.3 |

| | | | | |
|---|---|---|---|---|
| Risk and Contingency | 0.0 | 0.0 | 80.7 | 80.7 |
| Other | 0.0 | 0.0 | 0.1 | 0.1 |
| Subtotal – Direct Costs | **127.9** | **27.8** | **408.7** | **564.4** |
| **Indirect Capital Costs** | | | | |
| Indirect/Overheads (including benefits) | 21.8 | 7.2 | 441.9 | 470.9 |
| Capitalized interest or AFUDC, if any | 1.3 | 1.7 | 0.0 | 3.0 |
| Subtotal – Indirect Costs | **23.1** | **8.9** | **441.9** | **473.9** |
| **Total Gross Capital Costs** | **151.1** | **36.7** | **850.6** | **1,038.3** |
| Customer Contribution | **0.0** | **0.0** | **0.0** | **0.0** |
| **Total Net Capital Project Costs** | **151.1** | **36.7** | **850.6** | **1,038.3** |

Explain unique payment provisions, if applicable:

# 3. Technical Justification

## Background, Project Need/Justification, and Project Scope

### a. Background

[redacted]

[redacted]



[redacted]



[redacted]



[redacted]

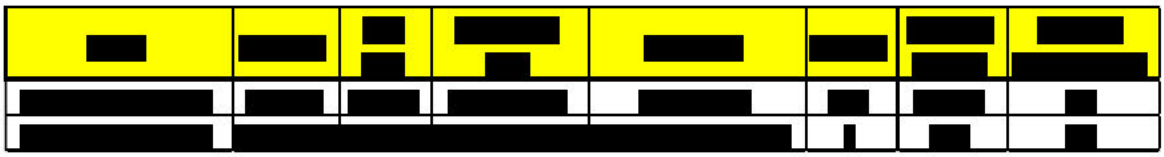

[redacted]

[redacted]

## c. Project Scope

The scope of this project is as follows:

[redacted]

**Major Material:**

556 AL Tree Wire 175 Mil Covered Wire – 4,900'
1000 CU EPR 15KV Cable – 1,070'
1 – GOAB Switch
1 – 15KV 3 phase recloser

# 4. Alternatives Considered

**Project Option Comparison**

| | Option | |
|---|---|---|
| [redacted] | | |
| Capital Cost | $1,038.3k | 5,358.9k |
| Expense Cost | $41.55k | 167.2k |
| Total Cost | $1,080.3k | 5,526.1k |
| Total Cost / MVA added | $72,020/MVA | $360,711/MVA |
| Preferred option | **X** | |

**Option 2 (Alternative)**

[redacted]

Option 2 was not selected because of the high cost to put in the new duct system. The ratings on the circuits increase slightly but not enough to select option 2 as the preferred option.

## 5. Project Schedule

Add any additional milestones that are pertinent to the project

| Milestone/Phase Name | Estimated Date |
|---|---|
| Partial Approval | August 2023 |
| 100% Detailed Engineering Completion | August 2023 |
| Construction Start | January 2024 |
| In Service Date | 10/18/2024 |

## 6. Regulatory Decisions

N/A

## 7. Codes and Standards

N/A

## 8. Risk and Contingencies

Contingencies:

Risk Mitigation:

| Risk Event | Risk Horizon | Likelihood of Occurrence | Risk Mitigation |
|---|---|---|---|
| Actual cost higher than estimated due to scope changes. | 2024 | Medium | Included contingency costs in the funding request. Perform detailed Field Analysis and walk down in project development to avoid potential issues. |

| | | | |
|---|---|---|---|
| Customer Permission / Siting Council / Municipal approvals | 2024 | Low | Design to minimize customer impact. Project Preplanning and customer/community outreach. |
| Internal construction resources not available to perform the work. | 2024 | High | Plan internal resources to perform the work. Use competitive bidding to ensure lowest outside labor cost. |
| Internal engineering resources not available to perform the work. | 2024 | Medium | Plan internal resources to perform the work. Use competitive bidding to ensure lowest outside labor cost. |
| Materials Shortage or long lead times | 2024 | High | Pre-order long lead time material; minimize the use of non-standard and non-stocked material. |
| Storm delays | 2024 | Medium | If storm activity delays work, we may be forced to use external resources. |
| System abnormal configuration | 2024 | Low | Schedule work to minimize system abnormal time. Install temporary bypasses/equipment if system will be abnormal for extended periods. |
| Technological risks involving integration of new technology | 2024 | Low | Before use of new technology ensure support of standards and manufacturer. Schedule project to accommodate for extra time or ensure new technology is not on the critical path. |
| Wetlands / Environmentally sensitive area | 2024 | Low | Use of mats and specialty equipment, only work during certain times of the year. |

# 9. References

N/A

# 10. Attachments (One Line Diagrams, Images, etc.)

| Attachment | Included in Submittal? |
|---|---|
| A1. Partial Funding PAF Form | *YES* |
| A. Cost Estimate | *YES* |
| B. P6 Schedule | *NO* |
| C. Geographic Map | *YES* |
| D. System and Station One-Lines | *YES* |
| E. Bus Swap Diagram | *YES* |
| F. Load Sheet | *YES* |

EVERSOURCE

Supplement Authorization Form

Attachment A1 – Partial Funding PAF Form

| Project Title: Lakeview [redacted] Contingency Overload | Project Number: CD01958 |
|---|---|
| **Date Prepared:** 08/14/2023 | **Company:** Eversource CT |
| **Organization: Distribution Engineering** | **Project Category:** OVERLOADS-SPECIFIC PROJECTS |
| **Project Initiator:** [redacted] | **Project Type:** Specific |
| **Initiating Organization:** Distribution | **Capital Investment part of original Op Plan:** Yes |
| **Project Manager:** [redacted] | **Emergency Related Request?** No |
| **Project Sponsor:** [redacted] | **Facility Type** (check all that apply)**:** ☐ PTF ☐ non-PTF ☒ Distribution ☐ N/A (General Plant) |
| **Required in service date:** 6/1/2024 | |
| **Total Capital Request: $3,288.6K** | **Authorization Type:** Partial Funding |

# 1. Executive Summary

This project was established to address the [redacted]

Project Location

- Division: Western
- District: Norwalk
- City/Town: New Canaan

## 2. Project Cost Summary

Note: Dollar values are in thousands.

| Capital Costs | Year 2024 | Year 2025 | Year 2026+ | Total |
|---|---|---|---|---|
| **Direct Capital Costs** | | | | |
| Internal Labor and Construction Equipment | $137.7 | $0 | $0 | $137.7 |
| Outside Services | $1,119.3 | $0 | $0 | $1,119.3 |
| Materials | $561.5 | $0 | $0 | $561.5 |
| Removals | $248.5 | $0 | $0 | $248.5 |
| Risk and Contingency | $21.8 | $0 | $0 | $21.8 |
| Other | $0.0 | $0 | $0 | $0.0 |
| Subtotal – Direct Costs | **$2,088.8** | **$0** | **$0** | **$2,088.8** |
| **Indirect Capital Costs** | | | | |
| Indirect/Overheads (including benefits) | $1,125.2 | $0 | $0 | $1,125.2 |
| Capitalized interest or AFUDC, if any | $74.6 | $0 | $0 | $74.6 |
| Subtotal – Indirect Costs | **$1,199.7** | **$0** | **$0** | **$1,199.7** |
| **Total Gross Capital Costs** | **$3,288.6** | $0 | $0 | **$3,288.6** |
| Customer Contribution | $0 | $0 | $0 | $0 |
| **Total Net Capital Project Costs** | **$3,288.6** | **$0** | **$0** | **$3,288.6** |

Explain unique payment provisions, if applicable:

# 3. Technical Justification

## Background, Project Need/Justification, and Project Scope

### a. Background

[redacted]

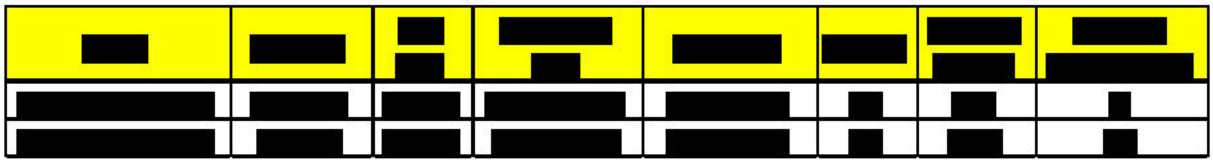

[redacted]

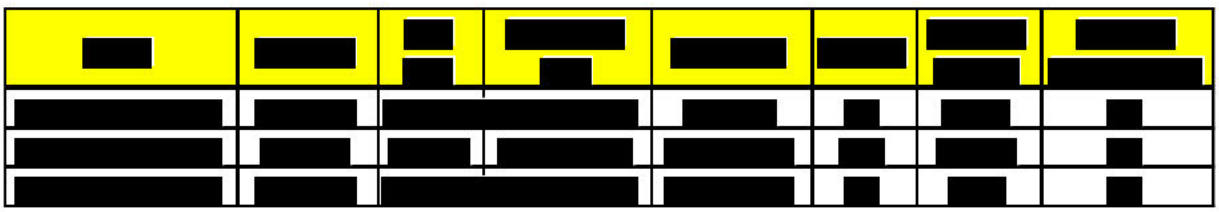

[redacted]

[redacted]



[redacted]



[redacted]

## b. Project Need

[redacted]

[redacted]

**Major Material:**

556 AL Tree Wire 175 Mil Covered Wire – 4,900’
1000 CU EPR 15KV Cable – 1,070’
1 – GOAB Switch
1 – 15KV 3 phase recloser

# 4. Alternatives Considered

**Project Option Comparison**

| | Option 1 | Option 2 |
|---|---|---|
| [redacted] | | |
| Capital Cost | $3,288.6k | 5,358.9k |
| Expense Cost | $102.6k | 167.2k |
| Total Cost | $3,391.2k | 5,526.1k |
| Total Cost / MVA added | $294,626/MVA | $360,711/MVA |
| Preferred option | **X** | |

**Option 2 (Alternative)**

[redacted]

Option 2 was not selected because of the high cost to put in the new duct system. The ratings on the circuits increase slightly but not enough to select option 2 as the preferred option.

## 5. Project Schedule

Add any additional milestones that are pertinent to the project

| Milestone/Phase Name | Estimated Date |
|---|---|
| Partial Approval | August 2023 |
| 100% Detailed Engineering Completion | August 2023 |
| Construction Start | January 2024 |
| In Service Date | June 1, 2024 |

## 6. Regulatory Decisions

N/A

## 7. Codes and Standards

N/A

# 8. Risk and Contingencies

Contingencies: 30% Contractor Contingency & 30% Estimating Unit Adder

| Risk Event | Risk Horizon | Likelihood of Occurrence | Risk Mitigation |
|---|---|---|---|
| Actual cost higher than estimated due to scope changes. | 2024 | Medium | Included contingency costs in the funding request. Perform detailed Field Analysis and walk down in project development to avoid potential issues. |
| Customer Permission / Siting Council / Municipal approvals | 2024 | Low | Design to minimize customer impact. Project Preplanning and customer/community outreach. |
| Internal construction resources not available to perform the work. | 2024 | High | Plan internal resources to perform the work. Use competitive bidding to ensure lowest outside labor cost. |
| Internal engineering resources not available to perform the work. | 2024 | Medium | Plan internal resources to perform the work. Use competitive bidding to ensure lowest outside labor cost. |
| Materials Shortage or long lead times | 2024 | High | Pre-order long lead time material; minimize the use of non-standard and non-stocked material. |
| Storm delays | 2024 | Medium | If storm activity delays work, we may be forced to use external resources. |
| System abnormal configuration | 2024 | Low | Schedule work to minimize system abnormal time. Install temporary bypasses/equipment if system will be abnormal for extended periods. |

| | | | |
|---|---|---|---|
| Technological risks involving integration of new technology | 2024 | Low | Before use of new technology ensure support of standards and manufacturer. Schedule project to accommodate for extra time or ensure new technology is not on the critical path. |
| Wetlands / Environmentally sensitive area | 2024 | Low | Use of mats and specialty equipment, only work during certain times of the year. |

## 9. References

## 10. Attachments (One Line Diagrams, Images, etc.)

| Attachment | Included in Submittal? |
|---|---|
| A. Cost Estimate | *YES* |
| B. P6 Schedule | *NO* |
| C. Geographic Map | *YES* |
| D. System and Station One-Lines | *YES* |
| E. Bus Swap Diagram | *YES* |
| F. Load Sheet | *YES* |

**Attachment A – Cost Summary**

**Preferred option has five segments.**

**Segment 1 –** [redacted]

Design Alternative CD01958-01

**Estimate**

| | Preliminary Estimate Summary |
|---|---|
| Revision Number: | 0 |
| Contingency: | 28.00% |
| SubTotal: | $1,836,758 |
| Contingency Amount: | $514,292 |
| Estimate: | $2,351,051 |
| Reimbursement: | $0 |
| Net Amount: | **$2,351,051** |
| Description: | Reconductor overloaded circuits with 556 AL TW |

| Item Description | CU | [redacted] | Amount |
|---|---|---|---|
| SWITCHING<br>OH/DB/UG - SWITCHING NonNetwork - Complex | 16-ALL16 | | $28,096.00 |
| TRAFFIC<br>OH/DB/UG - Traffic Control - Police Officer | 16-ALL18 | | $75,000.00 |
| POLE<br>OH - POLE - 3ph (Telephone custodian) | 16-OH12 | | $121,040.00 |
| POLE<br>OH - POLE - 3ph (CL&P custodian) | 16-OH14 | | $42,084.00 |
| OH WIRE<br>OH - Remove circuit wire (3 phase) | 16-OH37A | | $14,400.00 |
| SECTIONALIZE<br>OH-Vertical Disconnect Switches-600/900 amp 3-1ph | 16-OH43 | | $10,283.20 |
| OTHER<br>OTHER<br>30% Adder to Estimating Units | 16-ALL14 | | $326,000.00 |
| OTHER<br>OTHER<br>30% Contractor Labor | 16-ALL14 | | $424,000.00 |
| TREE<br>OH - Tree Trimming<br>Arborist estimate | 16-OH61 | | $32,000.00 |

| Design Alternative | | [redacted] | CD01958-01 |
|---|---|---|---|
| OH WIRE<br>OH-Reconductor w/175 Mil Tree Wire-3ph- 556 kcmil<br>Install 100' of 556 AL TW from pole 8016 to pole 1276. | 16-OH27 | | $7,760.00 |
| SECTIONALIZE<br>OH - GOAB Switch<br>Intsall GOAB Switch on pole 1276 to create open point between 31A[redacted] | 16-OH44 | | $20,566.40 |
| OH WIRE<br>OH - Line Extension - 3ph (556 kcmil)<br>reconductor [redacted] | 16-OH34 | | $144,000.00 |
| OH WIRE<br>OH - Line Extension - 3ph (556 kcmil)<br>Reconductor [redacted] | 16-OH34 | | $240,000.00 |
| OH WIRE<br>OH - Line Extension - 3ph (556 kcmil)<br>Reconductor [redacted] | 16-OH34 | | $156,000.00 |
| SWITCHING<br>OH/DB/UG - SWITCHING NonNetwork - Average<br>Switching for [redacted] replacement of aerial cable | 16-ALL17 | | $10,528.80 |
| OTHER<br>OTHER<br>Switching labor | 16-ALL14 | | $185,000.00 |

**Segment 3 – Replace UG cable on the** [redacted]

Design Alternative CD01958-03

**Estimate**

| | Preliminary Estimate Summary |
|---|---|
| Revision Number: | 0 |
| Contingency: | 28.00% |
| SubTotal: | $202,814 |
| Contingency Amount: | $56,788 |
| Estimate: | $259,602 |
| Reimbursement: | $0 |
| Net Amount: | **$259,602** |

Description: Replace egress on 31A1, 31A9 and 31A8.

| Item Description | CU | Amount |
|---|---|---|
| SWITCHING<br>OH/DB/UG - SWITCHING NonNetwork - Complex | 16-ALL16 | $42,144.00 |
| TRAFFIC<br>OH/DB/UG - Traffic Control - Police Officer | 16-ALL18 | $20,000.00 |
| OTHER<br>OTHER<br>20% Switching Contingency | 16-ALL14 | $19,970.00 |
| OTHER<br>OTHER<br>30% Contractor Contingency | 16-ALL14 | $47,000.00 |
| OTHER<br>OTHER<br>30% Estimating Unit Adder | 16-ALL14 | $36,000.00 |
| UG CABLE<br>DB/UG - 750/1000 - 3-1/C (3ph) Cu<br>31A9- Install new egress 1000cu | 16-UG114B | $31,200.00 |
| UG CABLE<br>UG - Cable Removal - all cables<br>Remove 1000AI egress 31A9 | 16-UG117 | $6,500.00 |

[redacted]

**Segment 4 –** [redacted]

Design Alternative CD01958-04

**Estimate**

| | Preliminary Estimate Summary |
|---|---|
| Revision Number: | 0 |
| Contingency: | 28.00% |
| SubTotal: | $73,140 |
| Contingency Amount: | $20,479 |
| Estimate: | $93,619 |
| Reimbursement: | $0 |
| Net Amount: | **$93,619** |
| Description: | |

| Item Description | CU | [redacted] | Amount |
|---|---|---|---|
| SWITCHING<br>OH/DB/UG - SWITCHING NonNetwork - Average | 16-ALL17 | | $10,528.80 |
| UG CABLE<br>DB/UG - 750/1000 - 3-1/C (3ph) Cu | 16-UG114B | | $9,600.00 |
| UG CABLE<br>UG - Transition Splice | 16-UG120 | | $15,820.80 |
| OTHER<br>OTHER<br>20% Switching Contigency | 16-ALL14 | | $7,190.00 |
| OTHER<br>OTHER<br>30% Contractor Contingency | 16-ALL14 | | $17,000.00 |
| OTHER<br>OTHER<br>30% Estimating Unit Adder | 16-ALL14 | | $13,000.00 |

**Segment 7 – Replace UG cable on the [redacted].**

Design Alternative CD01958-07

**Estimate**

| | Preliminary Estimate Summary |
|---|---|
| Revision Number: | 0 |
| Contingency: | 28.00% |
| SubTotal: | $340,564 |
| Contingency Amount: | $95,358 |
| Estimate: | $435,922 |
| Reimbursement: | $0 |
| Net Amount: | **$435,922** |
| Description: | |

| Item Description | CU | [redacted] | Amount |
|---|---|---|---|
| SWITCHING<br>OH/DB/UG - SWITCHING NonNetwork - Complex | 16-ALL16 | | $42,144.00 |
| TRAFFIC<br>OH/DB/UG - Traffic Control - Police Officer | 16-ALL18 | | $20,000.00 |
| OTHER<br>OTHER<br>20% Switching Contingency | 16-ALL14 | | $25,000.00 |
| OTHER<br>OTHER<br>30% Contractor Contingency | 16-ALL14 | | $79,000.00 |
| OTHER<br>OTHER<br>30% Estimating Unit Adder | 16-ALL14 | | $61,000.00 |
| UG CABLE<br>DB/UG - 750/1000 - 3-1/C (3ph) Cu<br>31A1 - install new egress 1000cu | 16-UG114B | | $102,720.00 |
| UG CABLE<br>UG - Cable Removal - all cables<br>Remove 1000AL egress [redacted] | 16-UG117 | | $10,700.00 |

**Segment 12 – Modify existing loop scheme between the** [redacted]

Design Alternative CD01958-12

**Estimate**

| | Preliminary Estimate Summary |
|---|---|
| Revision Number: | 0 |
| Contingency: | 28.00% |
| SubTotal: | $196,063 |
| Contingency Amount: | $54,898 |
| Estimate: | $250,961 |
| Reimbursement: | $0 |
| Net Amount: | $250,961 |

Description:

| Item Description | CU | Amount |
|---|---|---|
| SWITCHING<br>OH/DB/UG - SWITCHING NonNetwork - Average | 16-ALL17 | $7,019.20 |
| TRAFFIC<br>OH/DB/UG - Traffic Control - Police Officer | 16-ALL18 | $20,000.00 |
| TRAFFIC<br>OH/DB/UG - Traffic Control - Flagger | 16-ALL19 | $5,000.00 |
| SECTIONALIZE<br>OH-Vertical Disconnect Switches-600/900 amp 3-1ph | 16-OH43 | $10,283.20 |
| OTHER<br>OTHER<br>20% Switching Contingency | 16-ALL14 | $16,000.00 |
| OTHER<br>OTHER<br>30% Contractor Contingency | 16-ALL14 | $45,000.00 |
| OTHER<br>OTHER<br>30% Estimating Unit Adder | 16-ALL14 | $35,000.00 |
| SECTIONALIZE<br>OH - Recloser Control - setting changes only<br>Change existing settings on the [redacted] to operate as an SR. Nom [redacted] n 31A8-92T to operate as a two-way tie. | 16-OH39A | $9,771.20 |
| SECTIONALIZE<br>OH - Recloser - 3ph<br>Install a two-way tie on pole 1419 on Valley Rd. [redacted] | 16-OH38 | $47,989.60 |



[redacted]

