REDACTED

NORTHEAST UTILITIES
THE CONNECTICUT LIGHT AND POWER COMPANY
WESTERN MASSACHUSETTS ELECTRIC COMPANY
HOLYOKE WATER POWER COMPANY
NORTHEAST UTILITIES SERVICE COMPANY
NORTHEAST NUCLEAR ENERGY COMPANY

General Offices • Selden Street, Berlin, Connecticut

P.O. BOX 270
HARTFORD, CONNECTICUT 06141-0270
[redacted]

April 13, 1988

D01928

Mr. Ronald Corey, Fire Marshall
City of Torrington
111 Water Street
Torrington, Connecticut 06790

Reference: Letter and Notification, [redacted] o R. Corey, dated May 8, 1986.

Dear Mr. Corey:

Torrington Area Work Center
Notification of Underground Storage Tanks

Northeast Utilities Service Company (NUSCO), as agent for the Connecticut Light and Power Company (CL&P), submits an amended Copy No. 2 of Notification Form EPHM-6 for underground storage tanks at CL&P's Torrington Area Work Center. The form submitted to you on May 8, 1986 (Referenced) has been amended to reflect the removal of all of the tanks (A1, B2, C3, D4) at the site.

If you have any questions, please call [redacted] NUSCO Generation Facilities Licensing, at [redacted]

Very truly yours,

NORTHEAST UTILITIES SERVICE COMPANY
As Agent for The Connecticut Light
and Power Company

[redacted]

Senior Vice President

[redacted]

By: C. F. Sears
Vice President

REDACTED

Mr. Ronald Corey, Fire Marshall
D01928/Page 2
April 13, 1988

Enclosure

cc: w/enclosure (Copy 1)
Mr. Scott Deshefy
Hazardous Material's Management Unit
Department of Environmental Protection
165 Capitol Avenue
Hartford, Connecticut 06106

Mr. Richard Ciasullo
Department of Environmental Protection
165 Capitol Avenue
Hartford, Connecticut 06106

UNDERGROUND STORAGE FACILITY NOTIFICATION

PG. 2 of 1 1

STATE OF CONNECTICUT
Department of Environmental Protection
UNDERGROUND STORAGE FACILITIES PROGRAM
HAZARDOUS MATERIALS MANAGEMENT UNIT
165 Capitol Avenue, Hartford, CT 06106
TEL. 566-4030

PLEASE TYPE. ALL THREE COPIES MUST BE LEGIBLE!
Refer to **INSTRUCTIONS FOR FILING NOTIFICATION** before completing form.

EPHM- 6 NEW 10/85

3. FOR STATE AGENCY USE ONLY — A. SITE I.D. — B. DATE RCVD BY D.E.P. — C. DATE ENTERED

D. GRID COORDINATES X Y — E. DOES FACILITY MEET NEW REQUIREMENTS? ☐ YES ☐ NO

SECTION A

1a. ☐ FIRST NOTIFICATION OR
b. ☒ SUBSEQUENT NOTIFICATION (If checked, enter No.) — SITE I.D.

SECTION B

4. LOCATION OF FACILITY — SITE NAME: Torrington Area Work Center — NO. AND STREET: 174 Franklin Street — NEAREST INTERSECTING STREET: Harwinton Ave. — CITY OR TOWN: Torrington — STATE: CT — 5. LATITUDE: 41° 48' 00" — LONGITUDE: 73° 06' 55"

6. BUSINESS NAME AND MAILING ADDRESS — NAME: The Connecticut Light + Power Co. (CL&P) — NO. AND STREET: P.O. Box 270 — CITY OR TOWN: Hartford — STATE: CT — ZIP CODE: 06141-0270 — TELEPHONE: [redacted]

7. FACILITY OWNER — NAME: CL&P — NO. AND STREET: Same as Above — CITY OR TOWN: — STATE: — ZIP CODE:

8. TYPE OF OWNER: ☒ PRIVATE ☐ STATE ☐ MUNICIPAL ☐ FEDERAL (G.S.A. No.)

9. PERSON OPERATOR/CONTACT: [redacted] — NO. AND STREET: 174 Franklin Street — CITY OR TOWN: Torrington — STATE: CT — ZIP CODE: 06790 — TELEPHONE: (203) 482-4471

SECTION C

10 TANK ID.	11a. DATE OF INSTALLATION (Mo./Yr.)	11b. LIFE EXPECTANCY (for planning purposes)	12a. TOTAL CAPACITY (Gals.)	12 b. STATUS: IN USE	ABANDONED IN PLACE	EST. QUANTITY LEFT STORED (if any). (Gals.)	REMOVED	DATE TANK LAST USED (Mo./Yr.)	13. TYPE OF CONTENTS: OIL/PETROLEUM PRODUCT	CHEMICAL LIQUID	14. CONTENTS- CHEMICAL NAME OF PRINCIPAL SUBSTANCE (not trade name.) (Enter C.A.S. No., if known)	15. CONSTRUCTION MATERIALS: STEEL	FIBERGLASS REINFORCED PLASTIC	OTHER (Specify from list A)	a. INTERNAL: LINED	UNLINED	16. PROTECTION b. EXTERNAL: CATHODIC PROTECTION	COATED/WRAPPED	CATHODIC PROTECTION	OTHER (Specify from list B)	17. INTEGRAL PIPING SYSTEM a. CORROSION PROTECTION (See list A&B)	b. DATE OF INSTALLATION OR REPLACEMENT (Mo./Yr.)	18. MONITORING SYSTEM (Specify type from list B)	19. FAILURE DETERMINATION CONDUCTED? (If "YES", enter DATE and attach results). (If "NO", enter "NO")
Example	5/75	30	5000	X					X		Heating fuel #2		X			X				H	5	5/75	U	NO
Example	7/60	-	8000				X	8/78		X	1,1,1 - Trichloroethane CAS #79016	X				X				E	7	7/60	U	—
A1	12/78	15	10,000				X	4/88	X		Regular Gasoline	X				X		E			7E	12/78	O	3-15-84
B2	/64	15	4,000				X	3/88	X		Diesel Fuel	X				X		E			7E	/64	O	3-15-84
C3	/64	15	4,000				X	3/88	X		Unleaded Gasoline	X				X		E			7E	/64	O	3-15-84
D4	/60	15	500				X	3/88	X		Waste Oil	X				X		E			7E	/60	U	NO

SECTION D

20. HAVE YOU ATTACHED SKETCH OF TANKS AND LOCATION? ☒ YES

21. COMMENTS:

22. CERTIFICATION: I certify under penalty of law that I have personally examined and am familiar with the information submitted in this and all attached documents and that based on my inquiry of those individuals immediately responsible for obtaining the information, I believe that the submitted information is true, accurate and complete. Penalties: any owner who knowingly fails to notify shall be subject to a civil penalty not to exceed $10,000 for each tank for which notification is not given or for which false information is submitted.

22a. SIGNATURE: X [redacted]

22b. DATE SIGNED: 13 April 1988

22c. OFFICIAL POSITION OF OWNER, OPERATOR OR AUTHORIZED AGENT: Vice President Senior Vice President

COPY 1: SEND TO DEP: 165 CAPITOL AVE. HARTFORD, CT 06106

☐ CONN LIGHT & POWER CO.
☐ NORTHEAST UTILITIES

WORK ORDER SKETCH SHEET

DISTRICT / REGION	TOWN	DATE	MAP NO.	WORK ORDER NO.	SHEET ___ OF ___ ACTV.
TORRINGTON / WESTERN	TORRINGTON				

SKETCH INDICATE NORTH AND NAME STREETS

NOT TO SCALE

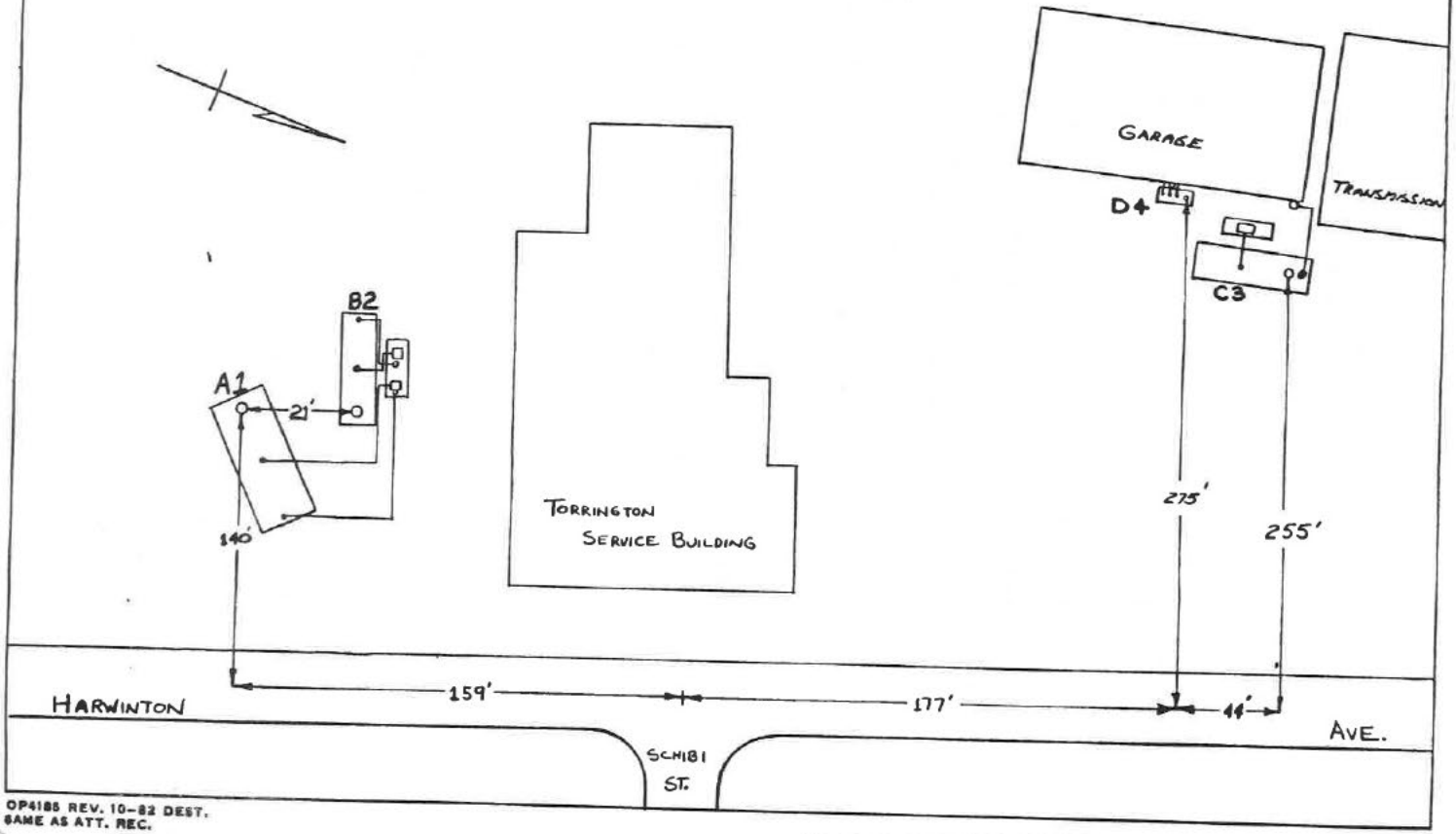

OP4188 REV. 10-82 DEST.
SAME AS ATT. REC.

DRAWN BY	TELEPHONE EXT.

REDACTED

TO: File

FROM: John Szymanski JH Szymanski April 14, 1988

SUBJECT: Torrington AWC

Tank removals were conducted at the Torrington AWC during the months of March and April 1988.

- During March 1988: One (1) 4000 gallon unleaded gasoline tank and and One (1) 500 gallon oil tank were removed; no problems
- On March 30, 1988: Notified that (1) 4000 gallon diesel tank was removed with heavy rusting and several apparent holes the size of dimes.
- On March 30, 1988: Examined site and took three (3) samples from excavation hole and one (1) sample from diesel tank to have material analyzed and identified by LAB per request by DEP Field Inspector, Richard Ciasullo.
- On March 31, 1988: Samples dropped off for analyzing and identification at Souther-Newlands Laboratory.
- On April 4, 1988: Souther Newland Laboratory called EPD office to report on lab findings.
    - Sample from diesel tank identified as diesel fuel
    - The three (3) samples from the excavation hole all had the same characteristic profiles, but it didn't match that of gasoline or diesel fuel and that it would take two to three weeks to identify samples from the excavation hole.
- On Aril 4, 1988: Notified R. Robinson of the DEP Clean Water Group of the test results and asked for permission to continue tank installation construction after film cleaned off top of water and remainder of gray colored gravel removed from hole. Mr. Robinson gave approval to continue construction if I inspected site and assured this was done.
- On April 6, 1988: NUSCO construction removed film from water and lowered water table by sucking out 3200 gallons of contaminated water which was hauled off site as contaminated waste water. Removed the remainder of gray contaminated gravel from excavation hole.
- On April 6, 1988 after water table lowered gasoline film and strong fumes entered the excavation hole. The fire marshal was notified, who requested DEP to inspect the hole. Concern was generated regarding 10,000 gallon unleaded gasoline tank in the same vicinity where gas fumes and film were found. Construction stopped.
- On April 7, 1988: DEP Field Inspector Richard Ciasullo and

REDACTED

Torrington Fire Marshal Ron Corey arrived on site and gave us two alternatives:

1. Test tank full of product and be ready to remove it immediately if tank leaks;
2. Remove 10,000 gallon unleaded tank.

- April 7, 1988: Discussions were held between Area Superintendent Walt Wadman, Ken Busick, Frank Melluzzo, Bud Meyer, John Betz, Jack Farrel and John Szymanski to discuss options and make decision as to disposition of 10,000 gallon gasoline tank. Final consensus was to remove tank based on presence of gasoline odor and fumes in area, water level in tank raised when emptied of product, bottom ash found in vicinity of tank, tank had been unprotected for 10 years, the older unprotected tank 4000 diesel came out of ground looking like swiss cheese.

- April 7, 1988: Removed 10,000 gallon unleaded gasoline tank, some heavy rusting and pitting visible on tank but there was no apparent holes. Backfill around tank was improper per today's installation standards (very large boulders, large gravel and some sand) there were no hold down straps on tank, and bottom ash in close proximity to tank. Wet lines were heavily rusted in one large area.

REDACTED

Distribution: [redacted]
Claims and Insurance
s. and Test Department
Regional Operations - WMECO
struction
HP
rans. SS and Mtce.
Trans. Bldg. Eng. Design
nsportation
EPD
ores
EPD
cilities Management
Legal
Nuclear Prod.
en. Fac. Lic. Dept.

bsl

cc: [redacted]

REDACTED

TORRINGTON AWC / CT

Bervic
Laura Lionts

HUNTER ENVIRONMENTAL SERVICES, INC.
18 GREAT VALLEY PARKWAY, SUITE 6
MALVERN, PA 19355
215-296-7380 800-523-4370

leak lokator LD200

TEST RESULTS

DATE OF TEST: 07-6-85
CONTRACT NUMBER:

CUSTOMER: Northeast Utilities
LOCATION – IDENTIFICATION NUMBER:
NAME:
ADDRESS: 178 Franklin Drive
CITY: Torrington
STATE: Conn

TEST RESULTS SUMMARY

NO.	SYSTEM PRODUCT	TANK SIZE GALLONS	TANK SIZE DIA/MATL	WATER INCHES	LEAK LOKATOR RESULTS* LEVEL INCHES	ALR GPH	CONCLUSION	RECOMMENDATIONS	LEAK LOKATOR USE ONLY CONCL. CODE TEST	TANK	SYS
II	No LEAD Tank #I	4000	64 ST	1½"	106"	.029	Tight				
II	No LEAD Tank #II	4000	64 ST	1½"	95"	-.038	Tight				
III	Regular LEAD	10000	96 ST	1½"	143"	-.038	Tight				

OTHER INFORMATION

FINAL REPORT

PRODUCT LINES – HYDROSTATIC PRESSURE TEST RESULTS

NO.	SYSTEM PRODUCT	TYPE OF PUMP REMOTE	TYPE OF PUMP SUCTION	# APPLIED	MINUTES APPLIED	PRODUCT LOSS CC'S	PRODUCT LOSS GPH	CONCLUSION/ RESULT
II	No LEAD Tank I	X	✓	no	Pressure		test	X
II	No LEAD Tank II	X	✓	no	Pressure		test	X
III	Regular LEADED	X	✓ side to no pressure test			Coupling	leaking could not tighten	
III	Regular LEADED	X	✓ side to 8-lbs	10-min		X	X	Tight

Double Pump

NOTE: On suction systems, **NEVER** put more than 15 psi on any pump system.

OTHER CONTRACTORS, OFFICIALS, CUSTOMER REPRESENTATIVES PRESENT

DETAIL OF TEST RESULTS

NO.	SYSTEM PRODUCT	TEST NO.	TEST LEVEL (INCHES)	TIME CLOCK START	TIME DURATION HRS.-MIN.	LEAK RATE CC/DIV	LEAK RATE CC/MIN	TEMPERATURE COMPENSATION Δ °F	TEMPERATURE COMPENSATION CC/MIN	ABSOLUTE LEAK RATE CC/MIN	ABSOLUTE LEAK RATE GPH	CHECK TEST Y or N
II	No LEAD TANK I	1	106"	9:05	21 min	1.29	+25.95	+.161	+27.80	-1.85	-.029	N
II	No LEAD TANK II	1	95"	9:52	35 min	1.47	+3.83	+.036	+6.27	-2.44	-.038	N
III	Regular LEADED	1	143"	11:46	20 min	1.25	+21.47	+.055	23.88	-2.41	-.038	N

HUNTER ENVIRONMENTAL SERVICES, INC.
18 GREAT VALLEY PARKWAY, SUITE 6
MALVERN, PA 19355
215-296-7380 800-523-4370

Bemic — TORRINGTON AWC / CT
Laura Lloyds

leak lokator

TEST RESULTS

DATE OF TEST: 07-6-85
CONTRACT NUMBER:

CUSTOMER: Northeast Utilities
LOCATION – IDENTIFICATION NUMBER:
ADDRESS: 178 Franklin Drive
NAME:
CITY: Torrington
STATE: Conn

TEST RESULTS SUMMARY

NO.	SYSTEM PRODUCT	TANK SIZE GALLONS	TANK SIZE DIA/MATL	WATER INCHES	LEAK LOKATOR RESULTS* LEVEL INCHES	LEAK LOKATOR RESULTS* ALR GPH	LEAK LOKATOR RESULTS* CONCLUSION	RECOMMENDATIONS	LEAK LOKATOR USE ONLY CONCL. CODE TEST	TANK	SYS
II	NO LEAD Tank #I	4000	64 ST	1½"	166"	.029	Tight				
II	NO LEAD Tank #II	4000	64 ST	1½"	95"	.038	Tight				
VII	Regular LEAD	10000	96 ST	1½"	113"	.028	Tight				

OTHER INFORMATION

FINAL REPORT

PRODUCT LINES – HYDROSTATIC PRESSURE TEST RESULTS

NO.	SYSTEM PRODUCT	TYPE OF PUMP REMOTE	TYPE OF PUMP SUCTION	# APPLIED	MINUTES APPLIED	PRODUCT LOSS CC'S	PRODUCT LOSS GPH	CONCLUSION/ RESULT
II	NO LEAD Tank I		✓	150	30	none	test	✓
II	NO LEAD Tank II		✓	150	30	none	test	✓
III	Regular LEADED		✓ Suction line pressure test					
VII	Regular LEADED	Pump	✓ Suction line pressure test	150	30	none	test	✓

NOTE: On suction systems, **NEVER** put more than 15 psi on any pump system.

OTHER CONTRACTORS, OFFICIALS, CUSTOMER REPRESENTATIVES PRESENT

DETAIL OF TEST RESULTS

NO.	SYSTEM PRODUCT	TEST NO.	TEST LEVEL (INCHES)	TIME CLOCK START	TIME DURATION HRS.-MIN.	LEAK RATE CC/DIV	LEAK RATE CC/MIN	TEMPERATURE COMPENSATION Δ°F	TEMPERATURE COMPENSATION CC/MIN	ABSOLUTE LEAK RATE CC/MIN	ABSOLUTE LEAK RATE GPH	CHECK TEST Y or N
II	NO LEAD TANK I	1	166"	9:05	2hrs	.179	+25.95	+.161	+27.80	-1.85	-.029	N
II	NO LEAD TANK II	1	95"	7:52	3hrs	.117	+13.80	+.636	+16.27	-2.44	-.038	N
III	REGULAR LEADED	1	114"	11:46	2hrs	.125	+21.47	+.655	23.88	-2.41	-.038	N

* LEVEL – INCHES FROM TANK BOTTOM TO TEST LEVEL
ALR – ABSOLUTE LEAK RATE (MEASURED LEAK RATE – TEMPERATURE COMPENSATION) IN GALLONS PER HOUR
CONCLUSION – NFPA 329 CRITERION OF ±0.05 GPH IS USED TO CERTIFY TIGHTNESS

CERTIFICATION: This is to certify that the above described tank systems were tested, using the HUNTER ENVIRONMENTAL SERVICES, INC. LEAK LOKATOR according to all standard operating procedures. Those indicated as tight meet the criterion established by the National Fire Protection Association Pamphlet 329 for Precision Testing.

TEST VAN NO.	TESTS CONDUCTED BY: TANK TESTING SPECIALIST	TANK TESTING SPECIALIST	CERTIFIED BY: SIGNATURE	NAME	TITLE	DATE
L-1-(-	[illegible]	[illegible]	[signature]	[illegible]	[illegible]	7-10-85

REDACTED

TANK AND LOCATION DATA

DATE: 03-6-85

CUSTOMER: Northeast Utilities CITY: Torrington

I.D. # STATE: Conn

WEATHER	TIME	TEMPERATURE	COMMENTS
BEFORE TEST –			
AFTER TEST –			

SCHEMATIC:

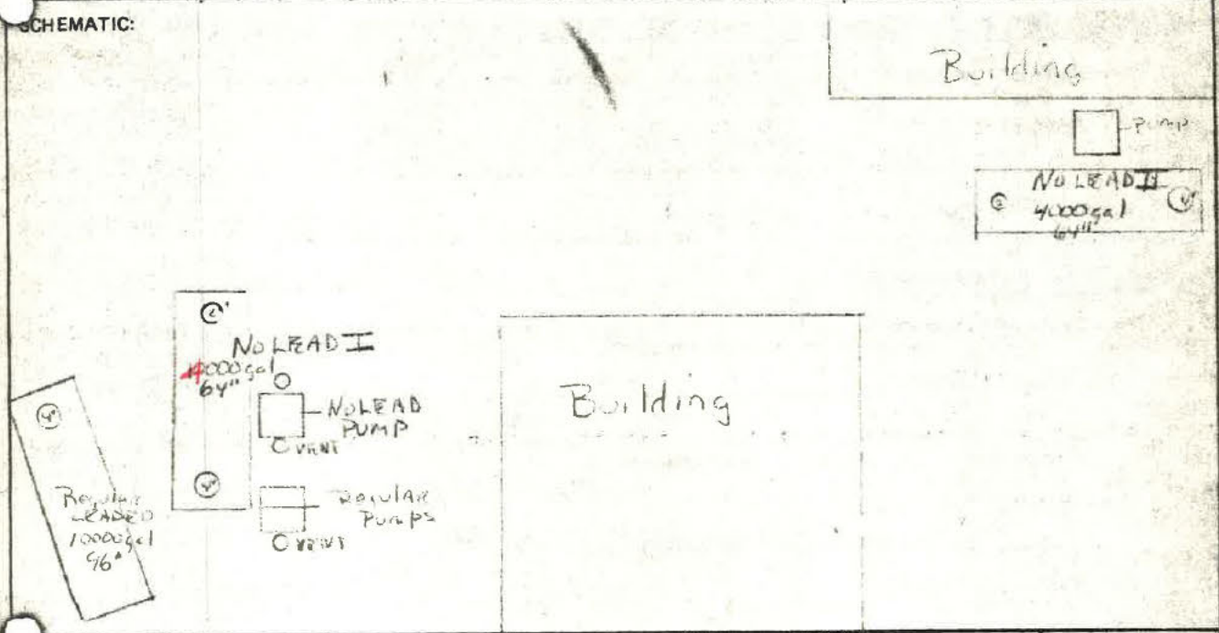

	PRODUCT/TANK NO.	No LEAD I		No LEAD II		Regular LEAD					
BEFORE DELIVERY	LEVEL	Full	Gauge	Fill	Gauge	Fill	Gauge	Fill	Gauge	Fill	Gauge
	GALLONS				X		X				
	WATER	1 1/2"		1 1/2"	1"	1 1/2"					
	TOP OF RISER	97		98	101	132					
	GRADE	100		103	102	137					
	DROP TUBE	AL		AL		AL					
	CAPACITY, GALLONS	4000		4000		10000					
	DIAMETER, INCHES	64		64		64					
	MATERIAL	STEEL		STEEL		STEEL					
	PUMP TYPE	Gasboy		TOKHEIM		Bennett					
	TYPE OF COVER	TAR		TAR		TAR					
	AGE OF TANK	UK		UK		UK					
	SIPHON	NO		NO		NO					
	TANK OPENINGS	1-4" 1-2"		1-4" 1-2"		1-4"					
	EXTRACTORS	No		No		No					
VAPOR RECOVERY	TYPE										
	VENT CONFIGURATION										
	P-V VENT VALVE TYPE										

REPLACEMENT PARTS:

PART #	DESCRIPTION	QUANTITY	PRICE
#701	Flush Fill Box	1	$3.75
#724	Top [illegible] Amplifier	1	[illegible]
#	6" Cover for 2" gauge (UPN)	1	

ADDITIONAL CHARGES: (pumpovers, overtime, etc.) Pumped No lead to Regular [illegible]

*Data obtained from ☐ Station ☐ LL Charts ☐ Other

REDACTED

PUMP METER CALIBRATION

DATE: 3-06-85

CUSTOMER: NORTHEAST utilities

LOCATION: 175 FRANKLIN DRIVE
TORRINGTON CT

PRODUCT ID Regular leaded side-2 1Pump 2 Nozzles

PUMP INFO/SERIAL NO. #3 side 2 12C0015718 Serial #

INITIAL TEST READING ± -6 cubic inches

CORRECT TO ± -1 cubic inches

PRODUCT ID Regular leaded side-1 1Pump 2 nozzles

PUMP INFO/SERIAL NO. #3 side 1 12C0015718 Serial #

INITIAL TEST READING ± -2 1/2 cubic inches

CORRECT TO ± _____ cubic inches

PRODUCT ID Economy u/L

PUMP INFO/SERIAL NO. #1 (394428) Serial #

INITIAL TEST READING ± -2 cubic inches

CORRECT TO ± _____ cubic inches

PRODUCT ID _____

PUMP INFO/SERIAL NO. _____

INITIAL TEST READING ± _____ cubic inches

CORRECT TO ± _____ cubic inches

LL VAN # 6 TEAM MANAGER Edwin Ortiz

RJT - 2/85

☐ CONN LIGHT & POWER CO.
☐ NORTHEAST UTILITIES

WORK ORDER SKETCH SHEET

SHEET ____ OF ____

DISTRICT / REGION	TOWN	DATE	MAP NO.	WORK ORDER NO.	ACTV.
TORRINGTON / WESTERN	TORRINGTON				

SKETCH INDICATE NORTH AND NAME STREETS

NOT TO SCALE

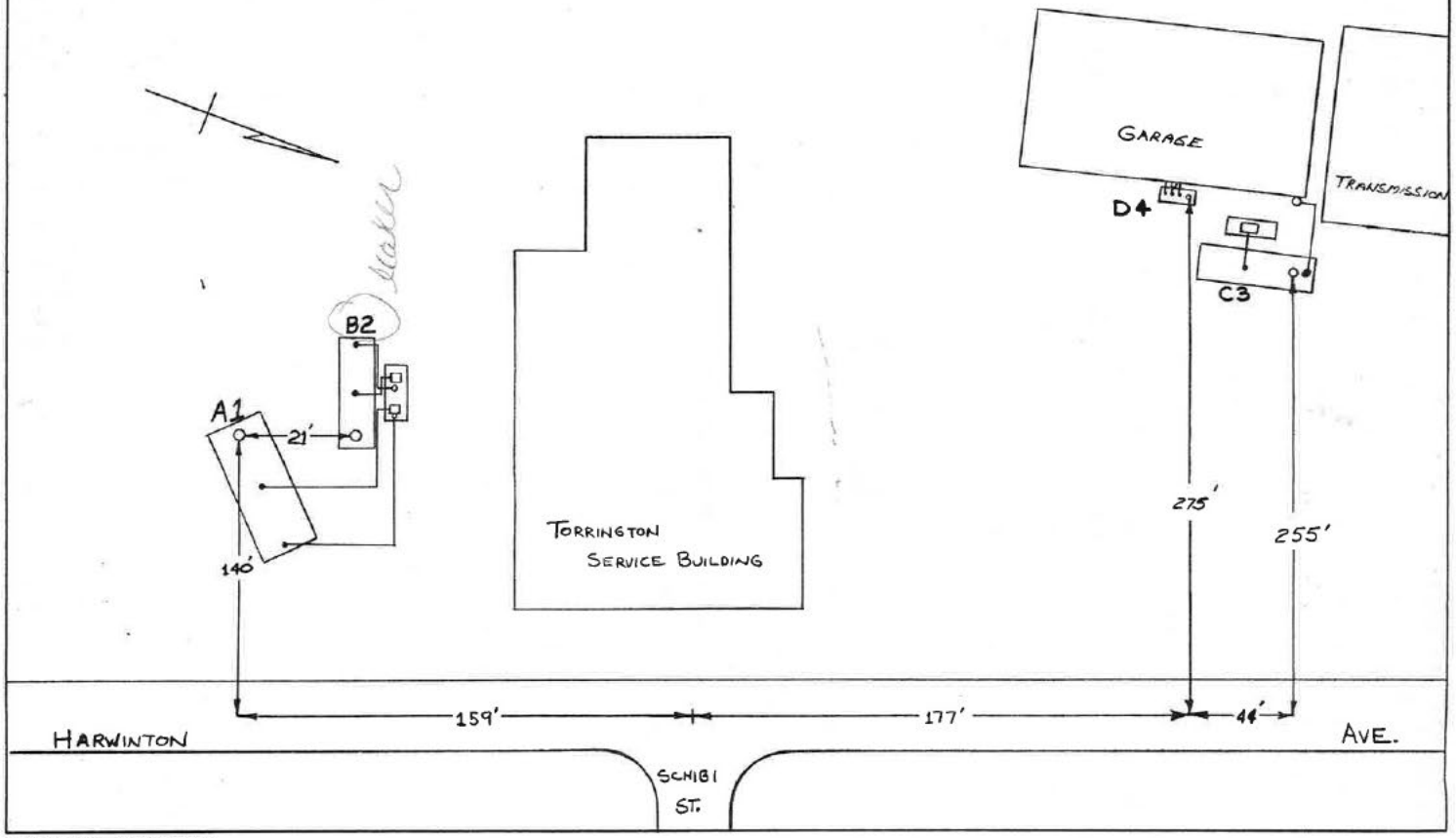

OP4185 REV. 10-82 DEST.
SAME AS ATT. REC.

DRAWN BY	TELEPHONE EXT.

REDACTED

TORRINGTON AWC / CT

Bemic
Laura Flints

HUNTER ENVIRONMENTAL SERVICES, INC.
18 GREAT VALLEY PARKWAY, SUITE 6
MALVERN, PA 19355
215-296-7380 800-523-4370

leak lokator LD 2000

TEST RESULTS

DATE OF TEST: 6-8-
CONTRACT NUMBER:

CUSTOMER: Northeast Utilities
LOCATION – IDENTIFICATION NUMBER:
NAME:
ADDRESS: 178 Franklin Drive
CITY: Torrington
STATE: Conn

TEST RESULTS SUMMARY

NO.	SYSTEM PRODUCT	TANK SIZE GALLONS	TANK SIZE DIA/MATL	WATER INCHES	LEAK LOKATOR RESULTS* LEVEL INCHES	LEAK LOKATOR RESULTS* ALR GPH	LEAK LOKATOR RESULTS* CONCLUSION	RECOMMENDATIONS	LEAK LOKATOR USE ONLY CONCL. CODE TEST	TANK	SYS
II	NO LEAD TANK #I	4000	64 57	1½"	66"	.029	Tight				
II	NO LEAD TANK #II	4000	64 57	1½"	95"	-.038	Tight				
III	Regular LEAD	10000	96 35	1½"	113"	-.038	Tight				

OTHER INFORMATION

FINAL REPORT

PRODUCT LINES – HYDROSTATIC PRESSURE TEST RESULTS

NO.	SYSTEM PRODUCT	TYPE OF PUMP REMOTE	TYPE OF PUMP SUCTION	# APPLIED	MINUTES APPLIED	PRODUCT LOSS CC'S	PRODUCT LOSS GPH	CONCLUSION/ RESULT
II	NO LEAD TANK I		✓	DC	DC	DC	tight	X
II	NO LEAD TANK II		✓	DC	DC	DC	tight	X
III	REGULAR LEADED	Pump	✓ Side 8	8-10#	10 min	X	X	Tight

NOTE: On suction systems, NEVER put more than 15 psi on any pump system.

OTHER CONTRACTORS, OFFICIALS, CUSTOMER REPRESENTATIVES PRESENT

DETAIL OF TEST RESULTS

NO.	SYSTEM PRODUCT	TEST NO.	TEST LEVEL (INCHES)	TIME CLOCK START	TIME DURATION HRS.-MIN.	LEAK RATE CC/DIV	LEAK RATE CC/MIN	TEMPERATURE COMPENSATION Δ°F	TEMPERATURE COMPENSATION CC/MIN	ABSOLUTE LEAK RATE CC/MIN	ABSOLUTE LEAK RATE GPH	CHECK TEST Y or N
II	NO LEAD TANK I	1	66"	9:45	21 min	.439	+25.95	+.161	+9.52	-1.65	-.034	N
II	NO LEAD TANK II	1	95"	9:52	35 min	.447	+2.05	+.636	+6.37	-2.44	-.038	N
III	REGULAR LEADED	1	113"	11:46	22 min	1.25	+21.17	+.657	23.28	-2.11	-.038	N

REDACTED

Page 2

TANK AND LOCATION DATA

DATE: 03-6-85

CUSTOMER: Northeast Utilities CITY: Torrington

I.D. # STATE: Conn

WEATHER	TIME	TEMPERATURE	COMMENTS
BEFORE TEST –			
AFTER TEST –			

SCHEMATIC:

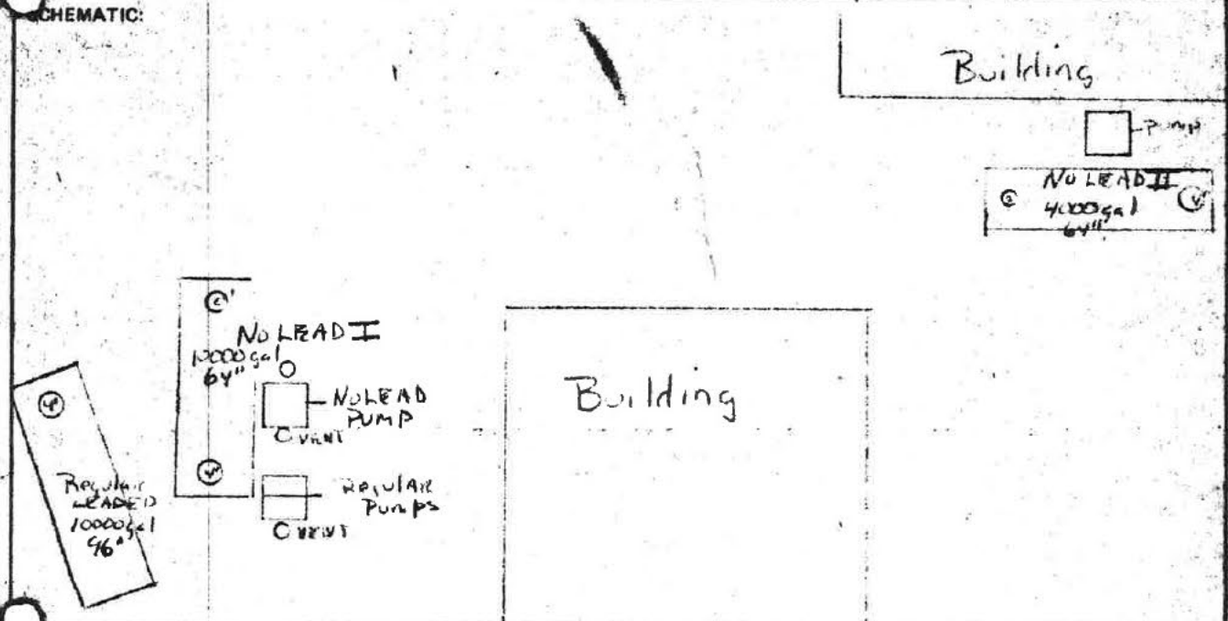

	PRODUCT/TANK NO.	No LEAD I		No LEAD II		Regular LEAD					
BEFORE DELIVERY	LEVEL	Fill Full	Gauge	Fill	Gauge	Fill	Gauge	Fill	Gauge	Fill	Gauge
	GALLONS										
	WATER	1 1/2"		1 1/2"		1 1/2"					
	TOP OF RISER	97		98	101	132					
	GRADE	100		103	102	137					
	DROP TUBE	AL		AL		AL					
	CAPACITY, GALLONS	4000		4000		10000					
	DIAMETER, INCHES	64		64		64					
	MATERIAL	STEEL		STEEL		STEEL					
	PUMP TYPE	Gasboy		[illegible]		Bennett					
	TYPE OF COVER	TAR		TAR		TAR					
	AGE OF TANK	UK		UK		UK					
	SIPHON	NO		NO		NO					
	TANK OPENINGS	1-4" 1-2"		1-4" 1-2"		1-4"					
	EXTRACTORS	[illegible]		NO		NO					
VAPOR RECOVERY	TYPE										
	VENT CONFIGURATION										
	P-V VENT VALVE TYPE										

REPLACEMENT PARTS:

PART #	DESCRIPTION	QUANTITY	PRICE
#701	Flush Fill Box	1	[illegible]
#724	[illegible]	1	[illegible]
#	6" Cover for [illegible]	1	

ADDITIONAL CHARGES: (pumpovers, overtime, etc.) [illegible]

*Data obtained from ☐ Station ☐ LL Charts ☐ Other [illegible]

UNDERGROUND STORAGE FACILITY NOTIFICATION

STATE OF CONNECTICUT
Department of Environmental Protection
UNDERGROUND STORAGE FACILITIES PROGRAM
HAZARDOUS MATERIALS MANAGEMENT UNIT
165 Capitol Avenue, Hartford, CT 06106
TEL. 556-4630

PLEASE TYPE. ALL THREE COPIES MUST BE LEGIBLE!
Refer to INSTRUCTIONS FOR FILING NOTIFICATION before completing form.

EPHM- 6 NEW 10/85

2. PG. 1 of 1

3. FOR STATE AGENCY USE ONLY
B. DATE RCVD BY D.E.P.

SITE I.D.
DATE ENTERED

D. GRID COORDINATES X ___ Y ___
E. DOES FA
MEET NEW REQUIREMENTS? YES NO

SECTION A

1a. [X] FIRST NOTIFICATION
OR
b. [ ] SUBSEQUENT NOTIFICATION (If checked, enter No.)

SITE I.D.

SECTION B

4. LOCATION OF FACILITY	SITE NAME: Torrington Service Center	NO. AND STREET: 174 Franklin Street	NEAREST INTERSECTING STREET: Harwinton Avenue	CITY OR TOWN: Torrington	STATE: CT	5. LATITUDE: 41° 48′ 00″
6. BUSINESS NAME AND MAILING ADDRESS	NAME: The Connecticut Light & Power Company	NO. AND STREET: P.O. Box 270		CITY OR TOWN: Hartford	STATE: CT	ZIP CODE: 061410270
7. FACILITY OWNER	NAME: The Connecticut Light & Power Company	NO. AND STREET: P.O. Box 270		CITY OR TOWN: Hartford	STATE: CT	ZIP CODE: 061410270
8. TYPE OF OWNER	[X] PRIVATE [ ] STATE [ ] MUNICIPAL [ ] FEDERAL (G.S.A. No. ___)					
OPERATOR/CONTACT 9. PERSON	NAME: [redacted]	NO. AND STREET: 174 Franklin Street		CITY OR TOWN: Torrington	STATE: CT	ZIP CODE: 06790

LONGITUDE 73° 06′ 55″ [redacted]

TELEPHONE [redacted]

SECTION C

10. TANK ID.	11a. DATE OF INSTALLATION (Mo./Yr.)	11b. LIFE EXPECTANCY (# of years)	12a. TOTAL CAPACITY (Gals.)	12 b. STATUS: IN USE	ABANDONED IN PLACE	EST. QUANTITY LEFT STORED (if any). (Gals.)	REMOVED	DATE TANK LAST USED (Mo./Yr.)	13. TYPE OF CONTENTS: OIL/PETROLEUM PRODUCT	CHEMICAL LIQUID	14. CONTENTS- CHEMICAL NAME OF PRINCIPAL SUBSTANCE (not trade name.) (Enter C.A.S. No., If known)	15. CONSTRUCTION MATERIALS: STEEL	FIBERGLASS REINFORCED PLASTIC	OTHER (Specify from list A)	16. PROTECTION a. INTERNAL: LINED	UNLINED	CATHODIC PROTECTION	b. EXTERNAL: COATED/WRAPPED	CATHODIC PROTECTION	OTHER (Specify from list B)	17. INTEGRAL PIPING SYSTEM a. CONSTRUCTION AND PROTECTION (See list A&B)	b. DATE OF INSTALLATION OR REPLACEMENT (Mo./Yr.)	18. MONITORING SYSTEM (Specify type from list B)	19. FAILURE DETERMINATION CONDUCTED? (If "YES", enter DAT and attach results). (If "NO", enter "NC
Example	5/75	30	5000	X					X		Heating fuel #2		X			X				H	5	5/75	U	NO
Example	7/60	-	8000				X	8/78		X	1,1,1- Trichloroethane CAS #79016	X				X				E	7	7/60	U	—
A1	2/78	15	10000	X					X		Regular Gasoline	X				X		E			7E	12/78	0	031584
B2	/64	15	4000	X					X		Unleaded Gasoline	X				X		E			7E	/64	0	031584
C3	/64	15	4000	X					X		Unleaded Gasoline	X				X		E			7E	/64	0	031584
D4	/60	15	500	X					X		Waste Oil	X				X		E			7E	/60	U	NO

SECTION D

20. HAVE YOU ATTACHED SKETCH OF TANKS AND LOCATION? [X] YES

21. COMMENTS: B2 & C3 budgeted for replacement in 1986.

22. CERTIFICATION: I certify under penalty of law that I have personally examined and am familiar with the information submitted in this and all attached documents and that based on my inquiry of those individuals immediately responsible for obtaining the information, I believe that the submitted information is true, accurate and complete. Penalties: any owner who knowingly fails to notify shall be subject to a civil penalty not to exceed $10,000 for each tank for which notification is not given or for which false information is submitted.

22a. SIGNATURE X [redacted]

22b. DATE SIGNED 5/5/86

22c. NAME (Type or Print) [redacted]

22d. OFFICIAL TITLE (of owner or authorized representative). Senior Vice Preside

COPY 1 · SEND TO DEP · 165 CAPITOL AVE · HARTFORD, CT 06106

NORTHEAST UTILITIES
THE CONNECTICUT LIGHT AND POWER COMPANY
WESTERN MASSACHUSETTS ELECTRIC COMPANY
HOLYOKE WATER POWER COMPANY
NORTHEAST UTILITIES SERVICE COMPANY
NORTHEAST NUCLEAR ENERGY COMPANY

General Offices • Selden Street, Berlin, Connecticut

P.O. BOX 270
HARTFORD, CONNECTICUT 06141-0270
[redacted]

May 8, 1986

Mr. Ronald Corey
Fire Marshal
City of Torrington
111 Water Street
Torrington, CT 06790

Dear Mr. Corey:

Notification of Underground Storage Tanks

Enclosed is the State of Connecticut, Department of Environmental Protection, Notification Form EPHM-6 10/85, copy no. 2. This information is supplied to you in compliance with "General Instructions", page 1, paragraph 3, pursuant to Section 22a-449(d)-1 of the Regulations of Connecticut State Agencies and Section 9002 of the Resource Conservation and Recovery Act (RCRA), as amended.

If you have any questions concerning this information please contact:

[redacted]
Generation Facilities Licensing
Northeast Utilities Service Company
P.O. Box 270
Hartford, CT 06141-0270
[redacted]

or

[redacted]
Supervisor - Corrosion Control
Northeast Utilities Service Company
P.O. Box 270
Hartford, CT 06141-0270
[redacted]

Very truly yours,

NORTHEAST UTILITIES SERVICE COMPANY

As Agent For The Connecticut
Light and Power Company

[redacted]
J. F. Opeka
Senior Vice President

cc: D.E.P.
File

* LEVEL – INCHES FROM TANK BOTTOM TO TEST LEVEL
ALR – ABSOLUTE LEAK RATE (MEASURED LEAK RATE – TEMPERATURE COMPENSATION) IN GALLONS PER HOUR
CONCLUSION – NFPA 329 CRITERION OF ± 0.05 GPH IS USED TO CERTIFY TIGHTNESS

CERTIFICATION	This is to certify that the above described tank systems were tested, using the HUNTER ENVIRONMENTAL SERVICES, INC. LEAK LOKATOR according to all standard operating procedures. Those indicated as tight meet the criterion established by the National Fire Protection Association Pamphlet 329 for Precision Testing.		
TESTS CONDUCTED BY		CERTIFIED BY	
TEST VAN NO.	TANK TESTING SPECIALIST	SIGNATURE	DATE
	TANK TESTING SPECIALIST	NAME	TITLE

CONN LIGHT & POWER CO.
NORTHEAST UTILITIES

WORK ORDER SKETCH SHEET

STRICT / REGION	TOWN	DATE	MAP NO.	WORK ORDER NO.	SHEET ___ OF ___ ACTV.
TORRINGTON / WESTERN	TORRINGTON				

KETCH INDICATE NORTH AND NAME STREETS

NOT TO SCALE

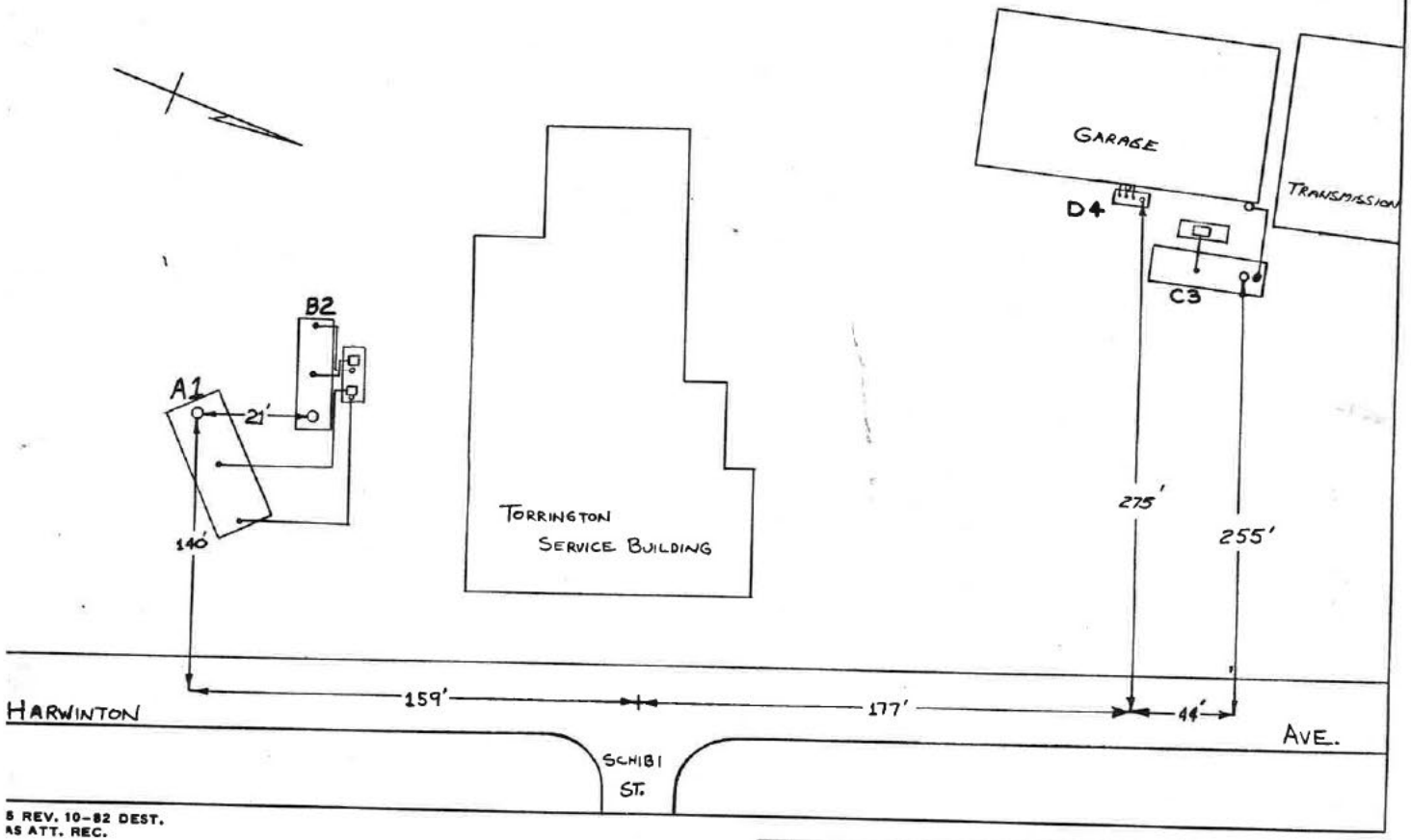

5 REV. 10-82 DEST.
AS ATT. REC.

DRAWN BY	TELEPHONE EXT.

REDACTED

Bervic
Laura Lionts

HUNTER ENVIRONMENTAL SERVICES, INC.
18 GREAT VALLEY PARKWAY, SUITE 6
MALVERN, PA 19355
215-296-7380 800-523-4370

leak lokator

TEST RESULTS

DATE OF TEST: 03-6-85
CONTRACT NUMBER:

CUSTOME: Northeast Utilities
LOCATION — IDENTIFICATION NUMBER:
NAME:
ADDRESS: 178 Franklin Drive
CITY: Torrington
STATE: Conn

TEST RESULTS SUMMARY

NO.	SYSTEM PRODUCT	TANK SIZE GALLONS	TANK SIZE DIA/MATL	WATER INCHES	LEAK LOKATOR RESULTS* LEVEL INCHES	ALR GPH	CONCLUSION	RECOMMENDATIONS	LEAK LOKATOR USE ONLY CONCL. CODE TEST	TANK	SYS
II	No LEAD Tank #I	4000	64 ST	1½"	106"	-.029	Tight				
II	No LEAD Tank #II	4000	64 ST	1½"	95"	-.038	Tight				
III	Regular LEAD	10000	96 ST	1½"	143"	-.038	Tight				

OTHER INFORMATION

FINAL REPORT

PRODUCT LINES — HYDROSTATIC PRESSURE TEST RESULTS

NO.	SYSTEM PRODUCT	TYPE OF PUMP REMOTE	TYPE OF PUMP SUCTION	# APPLIED	MINUTES APPLIED	PRODUCT LOSS CC'S	PRODUCT LOSS GPH	CONCLUSION/ RESULT
II	No LEAD Tank I	X	✓	No	Pressure		test	X
II	No LEAD Tank II	X	✓	No	Pressure		test	X
III	Regular LEADED	X	✓ side	[illegible] pressure test		[illegible]	leaking [illegible]	and tight
III	Regular LEADED	X	✓ side	8-16	10-min	X	X	Tight

Double Pump

NOTE: On suction systems, NEVER put more than 15 psi on any pump system.

OTHER CONTRACTORS, OFFICIALS, CUSTOMER REPRESENTATIVES PRESENT

DETAIL OF TEST RESULTS

NO.	SYSTEM PRODUCT	TEST NO.	TEST LEVEL (INCHES)	TIME CLOCK START	TIME DURATION HRS.-MIN.	LEAK RATE CC/DIV	LEAK RATE CC/MIN	TEMPERATURE COMPENSATION Δ °F	TEMPERATURE COMPENSATION CC/MIN	ABSOLUTE LEAK RATE CC/MIN	ABSOLUTE LEAK RATE GPH	CHECK TEST Y or N
II	No LEAD TANK I	1	106"	9:05	21 min	1.39	+25.95	+.161	+27.80	-1.85	-.029	N
II	No LEAD TANK II	1	95"	9:52	35 min	1.47	+3.83	+.036	+6.27	-2.44	-.038	N
III	Regular LEADED	1	143"	11:40	20 min	1.25	+21.47	+.055	23.88	-2.41	-.038	N

REDACTED

Page 2

TANK AND LOCATION DATA

DATE: 03-6-85

CUSTOMER: Northeast Utilities CITY: Torrington

I.D. # STATE: Conn

WEATHER	TIME	TEMPERATURE	COMMENTS
BEFORE TEST –			
AFTER TEST –			

SCHEMATIC:

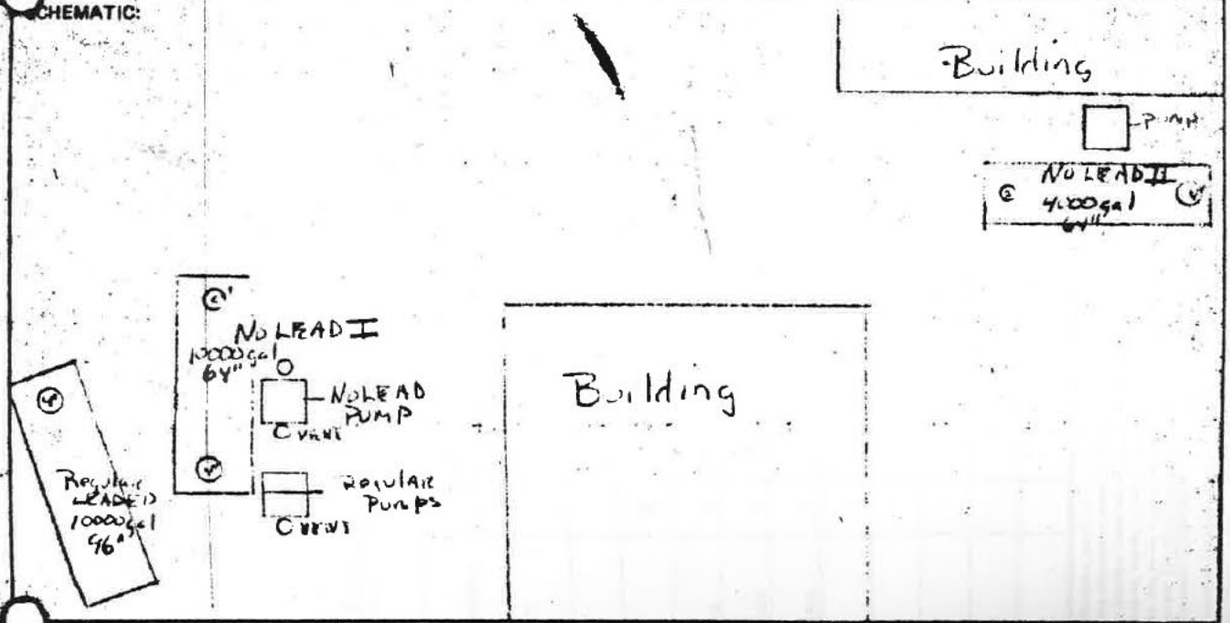

	PRODUCT/TANK NO.	NO LEAD I		NO LEAD II		Regular LEAD					
BEFORE DELIVERY	LEVEL	Fill	Gauge	Fill	Gauge	Fill	Gauge	Fill	Gauge	Fill	Gauge
	GALLONS										
	WATER	1 1/2"		1 1/2"		1 1/2"					
	TOP OF RISER	97		98	101	132					
	GRADE	100		103	102	137					
	DROP TUBE	AL		AL		AL					
	CAPACITY, GALLONS	4000		4000		10000					
	DIAMETER, INCHES	64		64		64					
	MATERIAL	STEEL		STEEL		STEEL					
	PUMP TYPE	Gasboy		TOKHEIM		Bennett					
	TYPE OF COVER	TAR		TAR		TAR					
	AGE OF TANK	UK		UK		UK					
	SIPHON	NO		NO		NO					
	TANK OPENINGS	1-4" 1-2"		1-4" 1-2"		1-4"					
	EXTRACTORS			NO		NO					
VAPOR RECOVERY	TYPE										
	VENT CONFIGURATION										
	P-V VENT VALVE TYPE										

REPLACEMENT PARTS:

PART #	DESCRIPTION	QUANTITY	PRICE
#701	[illegible] Fill Box	1	[illegible]
#[illegible]	[illegible]	1	[illegible]
#	[illegible]	1	

ADDITIONAL CHARGES: (pumpovers, overtime, etc.) [illegible]

*Data obtained from ☐ Station ☐ LL Charts ☐ Other