# MS24G – Thunderstorm – Event Matrix Level 5 – June 26, 2024

Major Storm 24G mostly impacted the central and northern parts of Connecticut.

## Storm Costs

| Category | Amount |
|---|---|
| Internal & External Line Crews | $18,879,596 |
| External Tree Crews | $1,885,239 |
| Other Outside Contractors | $82,649 |
| Other Direct Labor | $2,039,664 |
| Other | $1,540,115 |
| **Storm Total*** | $24,427,263 |

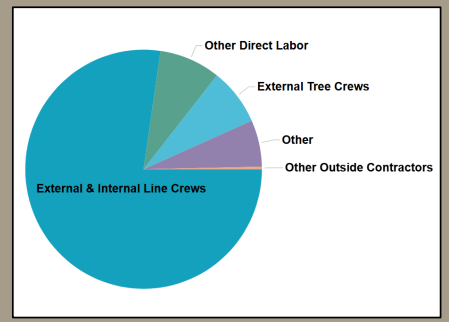


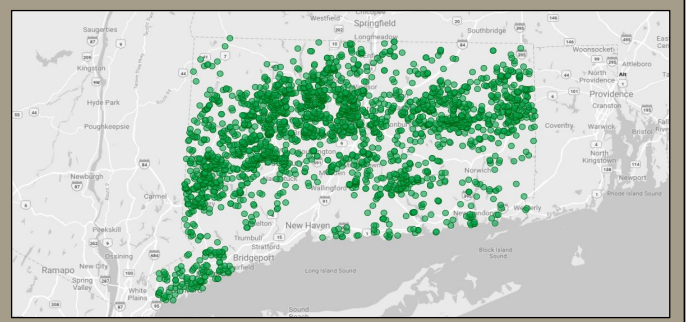

## Storm Statistics

| Outage Events | Non-Outage Events | Total Events | Total Customers | Cost Per Event |
|---|---|---|---|---|
| 1,743 | 1,241 | 2,984 | 119,198 | $8,186 |

## Customer Restoration Curve

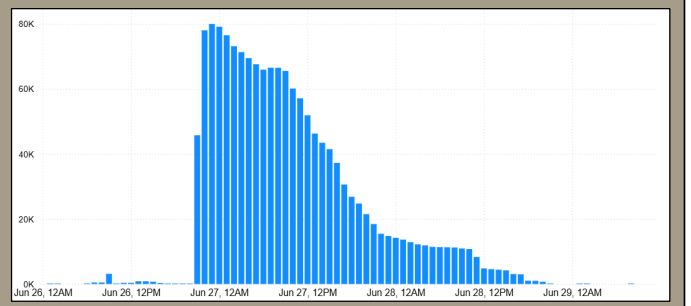


## Event Level Matrix (ELM) Level 5

| ELM Measure | Expectation | Actual |
|---|---|---|
| Trouble Spots | <3000 | 2,984 |
| Line Resources | 290 \| 550 | 753 |

## FPS Events

| FPS Type | # of Events |
|---|---|
| FPS 1 | 12 |
| FPS 2 | 402 |
| FPS 3 | 286 |

*Amounts may not add due to rounding.

# CL&P Storm Prudency

# Heat and Thunderstorm Event: June 26-27, 2024

**Synopsis – Overview**

**A potent shortwave and surface frontal positioning served as the primary forcing mechanism to drive and area of thunderstorms from west to east across CT later on the 26th into early the 27th. The highest density of lightning strikes favored the northwest, central to northeast portion of the state; less to the south. Scattered Severe Thunderstorm Watches were issued during the afternoon and evening of the 26th**

UtiliWeather®

D. Scerbo, Meteorologist

## June 26-27 2024: Heat and Thunderstorm Event

**June 26th Observed Total # of Trouble Events for CT: 1580**

***Surface Chart (click on map to loop)***

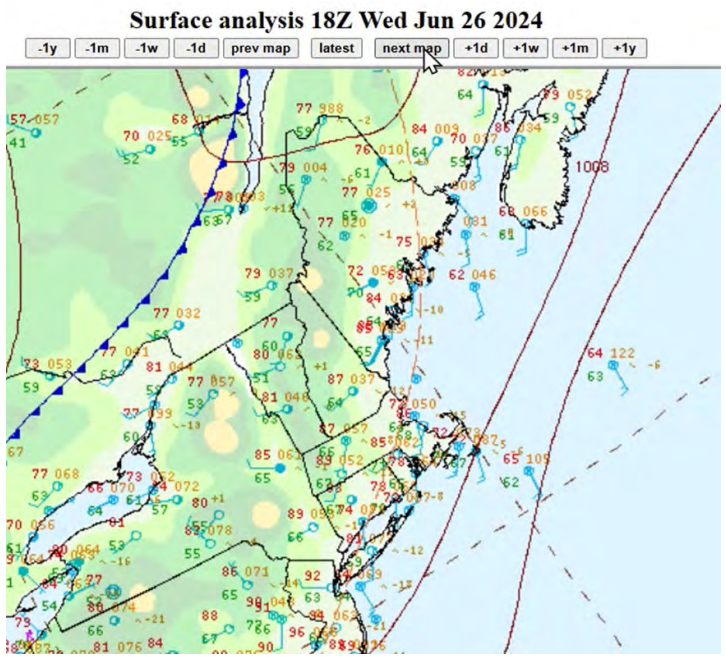


***Lightning Strikes (click on map to loop)***

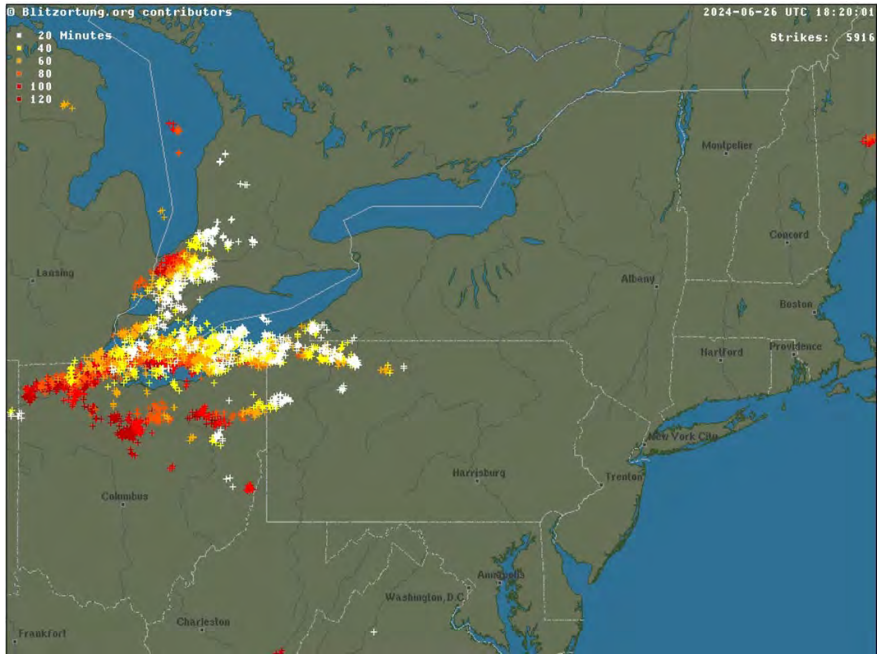


*Map ref: NWS WPC*

UtiliWeather®

UtiliWeather®

***SPC Categorical, SPC Storm reports***

**SPC Categorical and Verification**

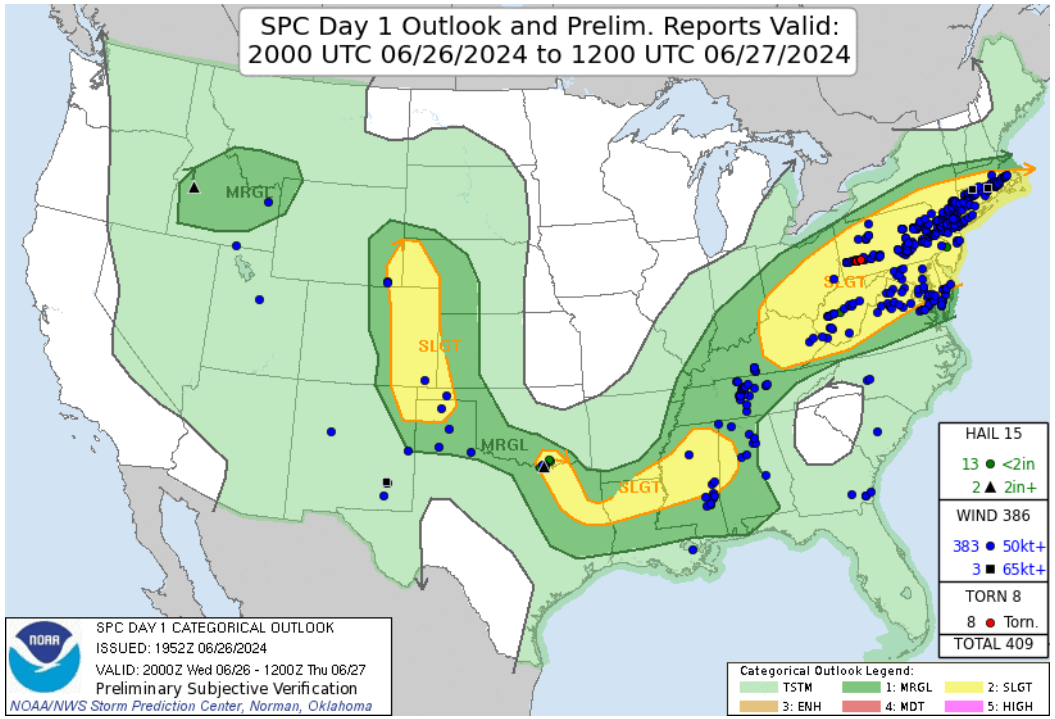


UtiliWeather®

UtiliWeather®

## June 26, 2024 Heat and Thunderstorm Event

***Observed Max Temperatures***

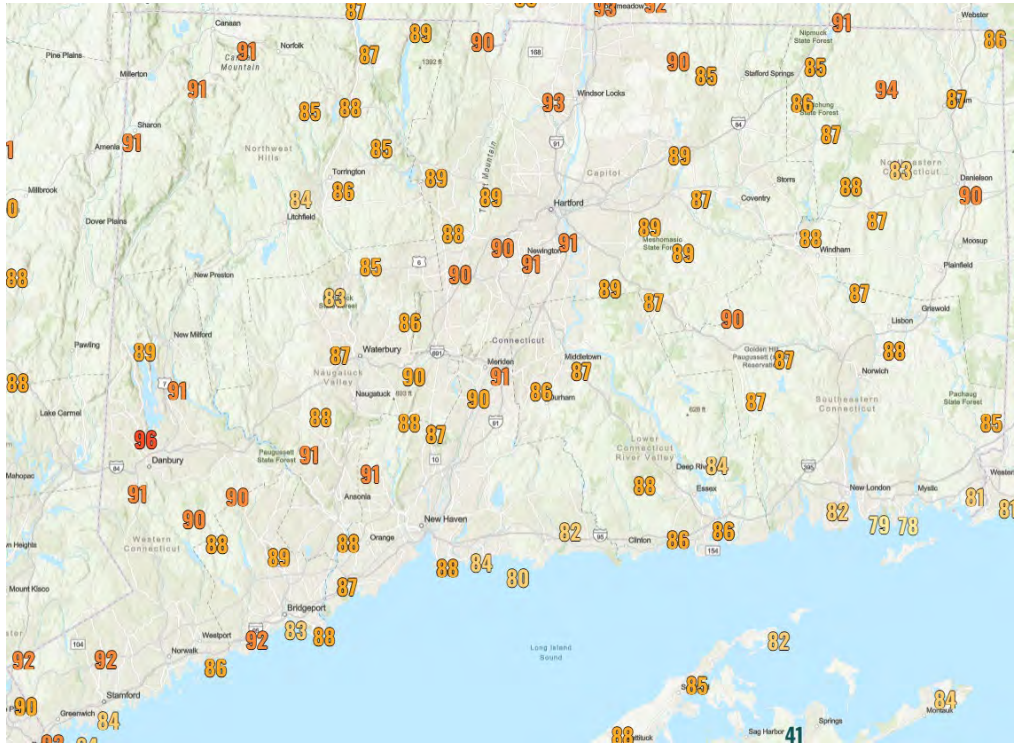


*Map: NWS Weather and Hazards Data Viewer*

UtiliWeather®

UtiliWeather®

## June 26-27, 2024 Heat and Thunderstorm Event

***Total Rainfall (in)***

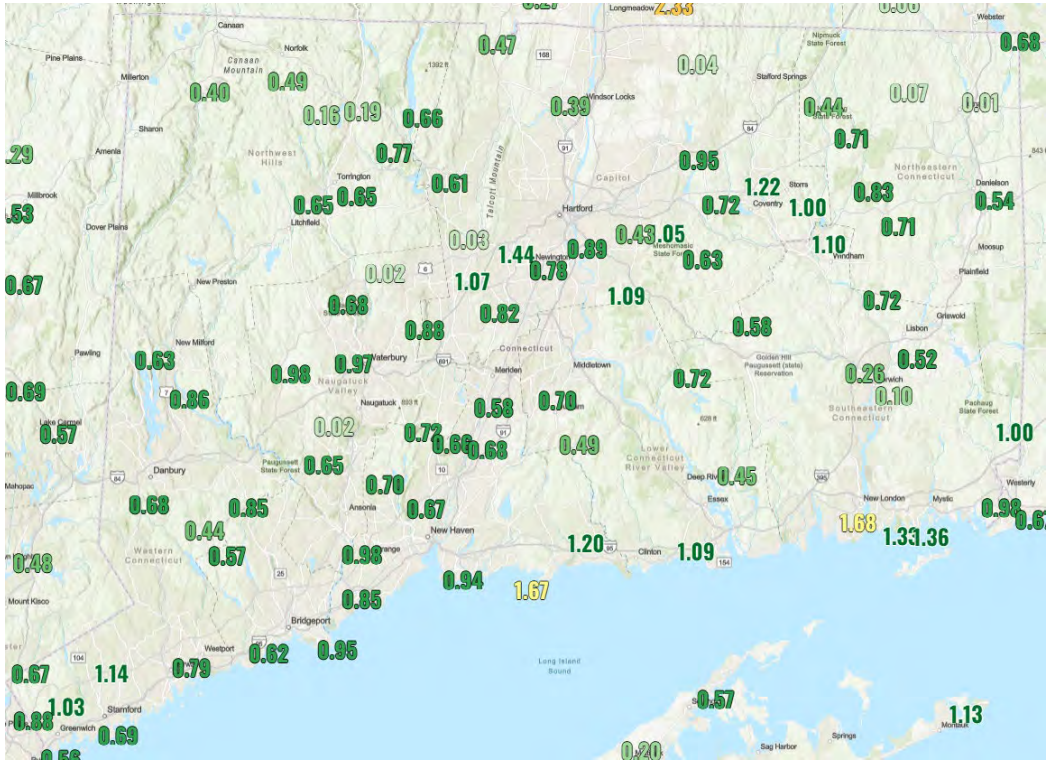


*Map: NWS Weather and Hazards Data Viewer*

UtiliWeather®

**Wind Profiles**

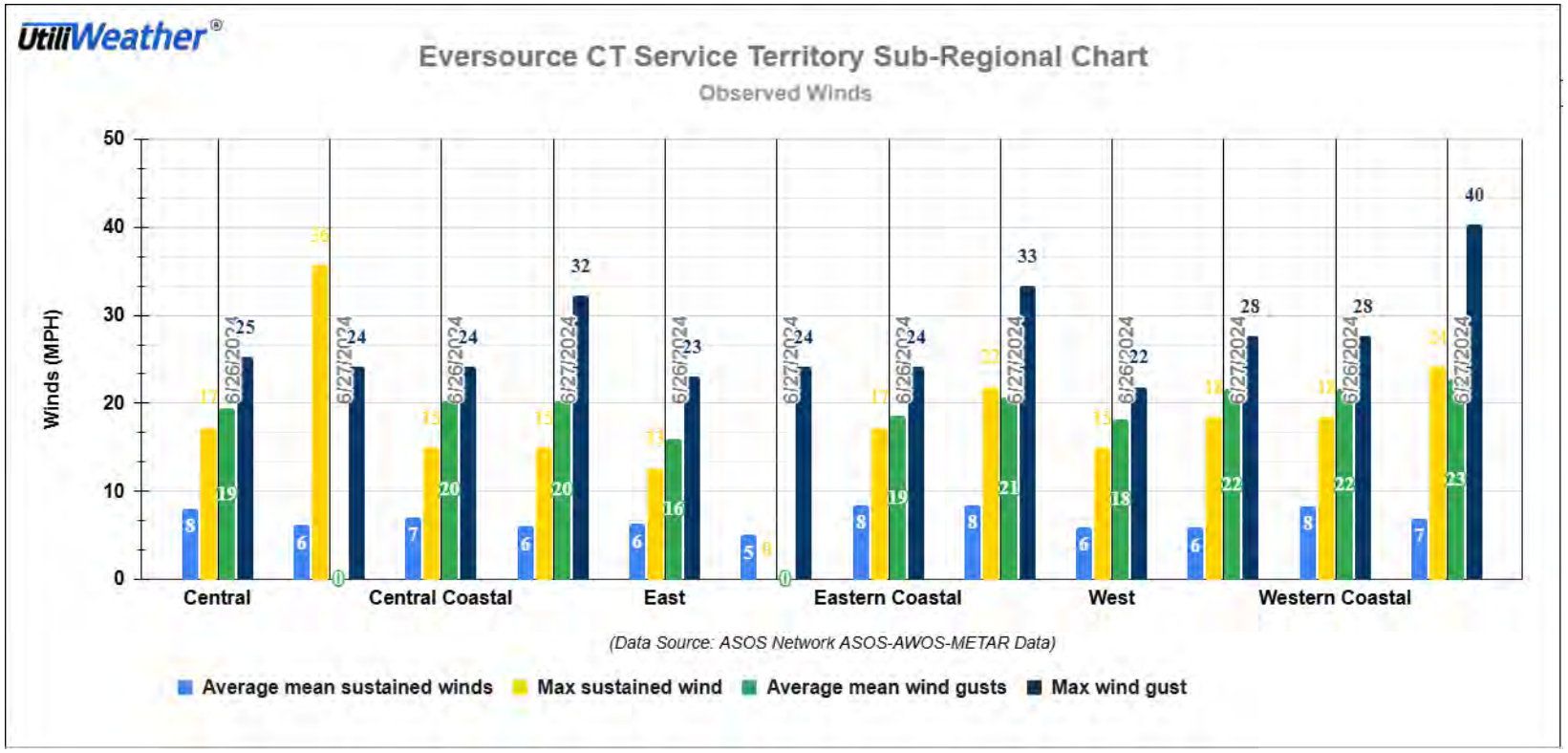

## NOAA Storm Events Database

NOAA NATIONAL CENTERS FOR ENVIRONMENTAL INFORMATION
NATIONAL OCEANIC AND ATMOSPHERIC ADMINISTRATION

### Storm Events Database

**Search Results for All Counties in Connecticut**

**All Available Event Types**

Due to changes in the methods used by the NWS to spatially locate Waterspouts, please query by state (FL, TX, VA, etc) for Jan 1996 through Sep 2001. Beginning October 2001, please query by Marine Zone (N. Atlantic, S Atlantic, Gulf of Mexico, S Pacific, N. Pacific, Alaskan Waters, Hawaiian Waters, Great Lakes, etc) using the drop-down box for "State/Area".

27 events were reported between 06/26/2024 and 06/27/2024 (2 days)

**Summary Info:**

| | |
|---|---|
| Number of County/Zone areas affected: | 7 |
| Number of Days with Event: | 1 |
| Number of Days with Event and Death: | 0 |
| Number of Days with Event and Death or Injury: | 0 |
| Number of Days with Event and Property Damage: | 1 |
| Number of Days with Event and Crop Damage: | 0 |
| Number of Event Types reported: | 1 |

| Location | County/Zone | St. | Date | Time | T.Z. | Type |
|---|---|---|---|---|---|---|
| **Totals:** | | | | | | |
| CANDLE WOOD SHRS | FAIRFIELD CO. | CT | 06/26/2024 | 20:17 | EST-5 | Thunderstorm Wind |
| KENT | LITCHFIELD CO. | CT | 06/26/2024 | 20:22 | EST-5 | Thunderstorm Wind |
| BERKSHIRE ESTATES | NEW HAVEN CO. | CT | 06/26/2024 | 20:22 | EST-5 | Thunderstorm Wind |
| BRIDGE WATER | LITCHFIELD CO. | CT | 06/26/2024 | 20:25 | EST-5 | Thunderstorm Wind |
| EAST KENT | LITCHFIELD CO. | CT | 06/26/2024 | 20:32 | EST-5 | Thunderstorm Wind |
| MONROE | FAIRFIELD CO. | CT | 06/26/2024 | 20:33 | EST-5 | Thunderstorm Wind |
| CORNWALL | LITCHFIELD CO. | CT | 06/26/2024 | 20:40 | EST-5 | Thunderstorm Wind |
| GOSHEN | LITCHFIELD CO. | CT | 06/26/2024 | 20:41 | EST-5 | Thunderstorm Wind |
| GOSHEN | LITCHFIELD CO. | CT | 06/26/2024 | 20:42 | EST-5 | Thunderstorm Wind |
| HARWINTON | LITCHFIELD CO. | CT | 06/26/2024 | 20:44 | EST-5 | Thunderstorm Wind |
| EAST LITCHFIELD | LITCHFIELD CO. | CT | 06/26/2024 | 20:44 | EST-5 | Thunderstorm Wind |
| BURLINGTON | HARTFORD CO. | CT | 06/26/2024 | 20:45 | EST-5 | Thunderstorm Wind |
| PINE BRIDGE | NEW HAVEN CO. | CT | 06/26/2024 | 20:45 | EST-5 | Thunderstorm Wind |
| FORESTVILLE | HARTFORD CO. | CT | 06/26/2024 | 20:50 | EST-5 | Thunderstorm Wind |
| FORESTVILLE | HARTFORD CO. | CT | 06/26/2024 | 20:55 | EST-5 | Thunderstorm Wind |
| DAMASCUS | NEW HAVEN CO. | CT | 06/26/2024 | 20:59 | EST-5 | Thunderstorm Wind |
| WEATOGUE | HARTFORD CO. | CT | 06/26/2024 | 21:02 | EST-5 | Thunderstorm Wind |
| HARTFORD | HARTFORD CO. | CT | 06/26/2024 | 21:03 | EST-5 | Thunderstorm Wind |
| WETHERSFIELD | HARTFORD CO. | CT | 06/26/2024 | 21:08 | EST-5 | Thunderstorm Wind |
| (BDL)BRADLY FLD WNDS | HARTFORD CO. | CT | 06/26/2024 | 21:15 | EST-5 | Thunderstorm Wind |
| MANCHESTER | HARTFORD CO. | CT | 06/26/2024 | 21:17 | EST-5 | Thunderstorm Wind |
| WILLIMANTIC | WINDHAM CO. | CT | 06/26/2024 | 21:33 | EST-5 | Thunderstorm Wind |
| STAFFORD SPGS | TOLLAND CO. | CT | 06/26/2024 | 21:36 | EST-5 | Thunderstorm Wind |
| NORTHWICHTOWN | NEW LONDON CO. | CT | 06/26/2024 | 21:45 | EST-5 | Thunderstorm Wind |
| PLAINFIELD | WINDHAM CO. | CT | 06/26/2024 | 21:50 | EST-5 | Thunderstorm Wind |
| MOOSUP | WINDHAM CO. | CT | 06/26/2024 | 21:51 | EST-5 | Thunderstorm Wind |
| SOUTH KILLINGLY | WINDHAM CO. | CT | 06/26/2024 | 21:55 | EST-5 | Thunderstorm Wind |

# EVERSOURCE CT

## *Incident Action Plan: 06/27/2024*
## *06/27/2024 1200*

## WEATHER OVERVIEW

DTN – Weather Sentry 6/27/2024 0600 Update

Event Forecast Table for Eversource CT

| High Temperatures Thursday | CT Western | CT Central | CT Eastern |
|---|---|---|---|
| Maximum Temperatures | 86F | 86F | 86F |
| Time of 90 degrees Start Time | - | - | - |
| Time of 90 degrees End Time | - | - | - |
| Thunderstorms | CT Western | CT Central | CT Eastern |
| Probability of Occurrence | % | % | % |
| Percent of Region Impacted | % | % | % |
| Start Time | - | - | - |
| End Time | - | - | - |
| Lightning Amounts | - | - | - |
| T-Storm Gusts | - | - | - |
| Chance for EEI-2 T-Storm Gusts | % | % | % |
| Strong Winds | CT Western | CT Central | CT Eastern |
| Average Gusts | 14 mph | 12 mph | 14 mph |
| Coverage of Gusts EEI-2+ | % | % | % |
| Start of Gusts EEI-2+ | - | - | - |
| End of Gusts EEI-2+ | - | - | - |
| Max Gusts | 25 mph | 25 mph | 25 mph |
| Chance of EEI-2 Gusts | % | % | % |

**CONNECTICUT**: Today, a few showers may linger through the early morning. Rainfall: Trace, if any. A few isolated showers may continue throughout the rest of the day with dry and hazard-free conditions expected to return in the evening and overnight.

**DAYS 2-3**: On Friday, dry and hazard-free conditions are expected. On Saturday, rain and thunderstorm chances return later in the afternoon and evening as a low pressure system and cold front begin to move into the region. Rainfall: 0.40-0.75", locally higher amountS possible within thunderstorms. This activity likely continues into Sunday. See Thunderstorms Saturday PM-Sunday table below.

| Thunderstorms Saturday PM-Sunday | CT Western | CT Central | CT Eastern |
|---|---|---|---|
| Probability of Occurrence | 50% | 50% | 40% |
| Percent of Region Impacted | 30% | 30% | 20% |
| Start Time | 06/30 0000 | 06/30 0100 | 06/30 0200 |
| End Time | 06/30 1900 | 06/30 2000 | 06/30 2100 |
| Lightning Amounts | Low-Med | Low-Med | Low-Med |
| T-Storm Gusts | 35-50 mph | 35-50 mph | 35-50 mph |
| Chance for EEI-2/3 T-Storm Gusts | 30%/10% | 30%/10% | 30%/10% |

**EVERSOURCE CT**

Incident Action Plan: 06/27/2024 06/27/2024 1200

**DAYS 4-5 OUTLOOK:** On Sunday, Saturday's system continues to move through the region bringing rain and thunderstorm chances. See Thunderstorms Saturday PM-Sunday table above. Rainfall: 0.20-0.50"; locally higher amounts possible within thunderstorms. Drier conditions may return in the evening and overnight. On Monday, there is a slight chance for thunderstorms in the afternoon to evening hours. See Thunderstorms Monday table below. Rainfall: Up to 0.10".

| Thunderstorms Monday | CT Western | CT Central | CT Eastern |
|---|---|---|---|
| Probability of Occurrence | 20% | 20% | 20% |
| Percent of Region Impacted | 10% | 10% | 10% |
| Start Time | 07/01 1200 | 07/01 1300 | 07/01 1300 |
| End Time | 07/01 1900 | 07/01 2000 | 07/01 2000 |
| Lightning Amounts | Low | Low | Low |
| T-Storm Gusts | 30-40 mph | 30-40 mph | 30-40 mph |
| Chance for EEI-2 T-Storm Gusts | 20% | 20% | 20% |

National Weather Service – Boston, MA 6/27/2024

```
068
FXUS61 KBOX 271528
AFDBOX

Area Forecast Discussion
National Weather Service Boston/Norton MA
1128 AM EDT Thu Jun 27 2024

.SYNOPSIS...
Dry and pleasant weather conditions develop today as a high
pressure briefly builds in. A more humid and more active
weekend is in store as a slow-moving frontal system brings
periods of showers and thunderstorms, with localized downpours
possible. Drier weather then returns for early next week with
seasonable temperatures.

&&

.NEAR TERM /UNTIL 6 PM THIS EVENING/...

No whole sale changes to the forecast, the showers are now well
off shore with lingering lower clouds across Cape Cod and the
Islands. Do think they will breakout into sunshine over the next
hour or two. Dew point temperatures continue to fall, already in
the upper 50s across northern Massachusetts, still holding on to
some humidity along the coast as dew points are low/mid 60s, all
though those will continue to fall this afternoon.

A side note: NWS Boston/Norton is conducting a storm survey in
the communities of Cumberland/Lincoln, Rhode Island and in North
Attleborough, Massachusetts. We will share our findings later
this afternoon.

Previous Discussion...

A cold front across southeast MA and the adjacent coastal
waters moves farther offshore today. Any lingering showers or
thunderstorms are expected to clear the MA coast by mid morning.
It may be closer to noon for it to clear the coastal waters
```

southeast of MA.

The main theme for today will be lower humidity with clearing skies. Temperatures across the interior expected to be generally be 5-8 degrees lower than yesterday. With the front taking longer to clear southeast New England, and the influence of the ocean, temperatures expected to be rather similar.

&&

**.SHORT TERM /6 PM THIS EVENING THROUGH 6 PM FRIDAY/...**
High pressure expected to dominate our weather tonight and Friday. Mainly clear skies with near normal temperatures and comfortable humidity.

## EVERSOURCE CT

Incident Action Plan: 06/27/2024 06/27/2024 1200

# RESTORATION STATUS

Eversource is prepared to assess damage, restore critical customers, arteries and isolated outages, and address community priorities. As of 12:00 PM today Eversource has **restored** approximately **52,000 customers** in Connecticut.

### Area Impacts

| Territory | Cust Out |
|---|---|
| New York | 28,388 |
| Pennsylvania | 79,418 |
| N-Grid MA | 7,050 |
| ES-CT | 40,486 |
| ES-NH | 2 |
| ES-MA | 841 |

### Overall Status:

Last updated 06/27/24 at 12:00 PM

| Active Events | Active Customers Affected | Completed Events | Completed Customers Affected | Unique Cust Restored | Storm Peak | Town Critical Facilities Out |
|---|---|---|---|---|---|---|
| 1,040 | 40,486 | 258 | 52,033 | 46,759 | 64218 cust @ 6/26/2024 22:00 | 51 |

### ISO NE Status:

Normal

Updated: 06/27/24 at 12:00 PM

### Current Eversource System Status:

As of 06/27/24 at 12:00 PM

- 12 Breakers Open

**EVERSOURCE CT**

Incident Action Plan: 06/27/2024 06/27/2024 1200

## DAMAGE PREDICTION

Eversource uses many sources of information and data to prepare for storm restoration. One of these sources, the UConn Outage Prediction Modeling (OPM) group, performs weather prediction and trouble spot prediction for the Eversource territory.

OPM prediction released on 06/25/2024 11:30 AM. EST for 6/26-6/27 event.

***Trouble spots prediction from OPM***

CT 140-280

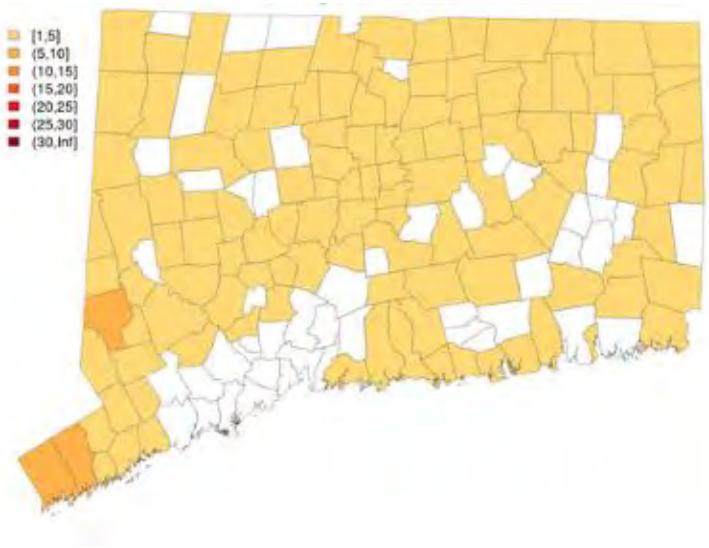


| Territory | Model | TS prediction | Recommended TS |
|---|---|---|---|
| CT | GFS-WRF 4.2 | 164-265 | 140-280 |

## ERP CLASSIFICATION

An ERP Level 5 event was declared Wednesday, June 26rd at 2300.

**All four Emergency Operations Centers ('EOCs") were activated at 0600 on Thursday, 6/27/2024** staffed with employees who are practicing social distancing and other protections. Each of the groups under the incident management team have created staffing plans covering both the day and the overnight shifts.

- Central with 10 RMTs
- Eastern with 11 RMTs
- Western with 11 RMTs
- Public Safety – 2 RMTs

The system was initially placed in **Grey Sky No Auto ETR messaging in all AWCs** at 1900 6/26/24. The system was moved to **Black Sky operations** in all AWCs at 0847 6/27/24.

We will continue to monitor the storm and shift resources as needed.

System will remain in Level 5 and Black sky until Operations has determined restoration level meets Grey Sky operations and then moving to blue sky operations.

# IMT OBJECTIVES FOR THE PLANNING PERIOD

**All four Emergency Operations Centers ('EOCs") were activated at 0600 on Thursday, 6/27/2024** staffed with employees who are practicing social distancing and other protections.

- Central with 10 RMTs
- Eastern with 11 RMTs
- Western with 11 RMTs
- Public Safety – 2 RMTs

**Incident Command Objectives:**
We continue to monitor and assign work as it comes in with priority given to FPS calls, critical facilities impacted, and numbers of customers impacted. The following key objectives were followed for the next 12-hour period:

- Established ICC – Level 5 Event declared at 2300 6/26/2024.
- Grey sky communication declared at 1900 6/26/2024.
- Moved to Black Sky at 0847 6/27/2024.
- Will remain in Black Sky until system conditions allow moving back to Grey sky operations.
- Eversource will continue to monitor for weather events throughout the day and night to ensure events, outages and emergencies are resolved.
- Safety is our top priority, and we will continuously monitor to ensure the safety of our crews, our employees, and our customers.
- Contractor line crews, tree crews and damage assessors have been allocated to AWC's and deployed to perform repairs and restoration.
- Life Safety – Safety First and Always - CT ERP 2.11 – 2.11.1
- Incident Stabilization – Safe and Efficient use of resources to restore our customers – CT ERP 2.11.1 -2.11.5
- Property Preservation – Restore System to Normal Configuration – CT ERP 2.11.6

# PRE-EVENT COMMUNICATIONS

Eversource is committed to providing superior customer service and information to all its customers across the 149 communities that it serves, both on "blue-sky" days and during emergency response event. The key to successful storm-response management is maintaining a good flow of accurate information between Eversource and its customers and local constituencies about the status of our effort, as well as other public-safety needs.

The following pre-event communications have taken place:

- **The Liaison Organization** is continuing to interact with our **community partners** to provide them updates on the progress of the restoration. The liaison organization will continue to share the emergency preparedness briefings with external stakeholders throughout the event and be ready to respond to municipal requests.
- **Regulatory Branch** conducted proactive outreach and reached out to PURA, DEMHS, AG, OCC, DEEP, DOT, Siting Council and CT Water Companies sharing preparedness briefings and responding to any regulatory inquiries. Weather Briefings issued by DEMHS have been shared with IMT Operations, Public Safety, Liaison and Branch Leads for situational awareness.
- Eversource is releasing **Emergency Briefings** on Thursday, June 27, 2024, reporting system damage and outlining our focus on prioritizing blocked roads and emergency fire and police safety calls. Additional **Emergency Briefings** are scheduled to be distributed on Friday, June 28, detailing our restoration efforts and progress.
- Eversource is launching other internal and external **communications** around **restoration during this event.** Customer messages delivered via email, phone call or text message (depending on selection) are scheduled to be delivered today, June 27, 2024, and throughout the event that includes safety messages and how to report an outage. Safety and storm status information is currently live on our website, Eversource.com; and storm damage and restoration information is currently being posted on our social media accounts Twitter (@EversourceCT) and Facebook (facebook.com/EversourceCT).
- Customers are also encouraged to download the **Eversource mobile app** to view and report outages.

**EVERSOURCE CT**

Incident Action Plan: 06/27/2024 06/27/2024 1200

# DAMAGE ASSESSMENT

As outages occur, crews will be assigned directly to jobs and document their damage assessment findings as they perform repairs.

The information found during this assessment helps to provide an overview of the significance of the event by determining the intensity and breadth of physical damage to the system.

Drone teams are on standby and will be available to perform patrols as necessary, assuming favorable wind conditions.

Damage Assessment Teams are available and ready to respond as of 06/27/24 12:00pm as needed. Summary of issues identified through damage assessment is below. Due to the available line crews and lower than forecasted number of trouble locations; damage assessment was not required for this event.

### Distribution Overhead

| Damage Type | ACTIVE | RESTORED | TOTAL |
|---|---|---|---|
| Blocked Road | 20 | 1 | 21 |
| Devices Open | 20 | 0 | 20 |
| Pole | 18 | 3 | 21 |
| Primary Wire | 84 | 2 | 86 |
| Secondary Wire | 72 | 3 | 75 |
| Transformer | 6 | 0 | 6 |
| Tree | 83 | 4 | 87 |
| Distribution Breakers Open | 12 | | |

### Substation / Transmission

| Damage Type | Active | Restored | Total |
|---|---|---|---|
| Substations with no source | 0 | 0 | 0 |
| Transmission Breaker | 0 | 0 | 0 |
| Transmission Structures | 0 | 0 | 0 |
| Transmission Lines Out | 0 | 0 | 0 |

## RESOURCE ASSESSMENT

In response to the weather event the following resources are responding:

- In addition to Eversource's 137 internal crews, 309 external line crews have been secured to support storm response.
- Gas Operations is preparing to respond to events as needed and is also prepared to assist Electric Operations if necessary.
- Drone contractors will be available as weather permits if needed for damage assessment.

The following resources will be available, starting at 6:00 AM on 06/27/24:

| Resource Type | | Personnel | |
|---|---|---|---|
| **Distribution Line Crews Total** | **446** | Eversource D Crews | **137** |
| | | Contractor D Crews | **309** |
| **Transmission Line Crews** | **0** | Eversource T Crews | **0** |
| | | Contractor T Crews | **0** |
| **Service Crews** | **51** | Eversource Service Crews | **0** |
| | | Contractor Service Crews | **51** |
| **RSO/Trouble Shooters** | **115** | | |
| **Substation Electricians** | **138** | | |
| **Tree Crews** | **239** | | |
| **Damage Assessor Crews** | **164** | | |
| **System Operator Support** | **29** | | |
| **Wire Down Guards** | **201** | | |

*Numbers above include Confirmed (w/ Rosters) plus Committed (w/o Rosters) and are as of 06/27/2024 @ 1430.*

**EVERSOURCE CT**

Incident Action Plan: 06/27/2024 06/27/2024 1200

# RESTORATION CREWS WORKING BY TOWN

**Restoration Crews Working by Town (as of 12:00 p.m.)**

| Town | FPS-01 | FPS-02 | FPS-03 | Non Events | Outage Events | Crews In Town | Customers Affected | Customers Served | Percent Out |
|---|---|---|---|---|---|---|---|---|---|
| ANDOVER | 0 | 2 | 0 | 3 | 7 | 1 | 84 | 1,466 | 5.73% |
| ASHFORD | 0 | 1 | 0 | 2 | 4 | 0 | 94 | 2,241 | 4.19% |
| AVON | 0 | 2 | 3 | 9 | 19 | 2 | 2,591 | 8,908 | 29.09% |
| BARKHAMSTED | 0 | 0 | 0 | 1 | 2 | 0 | 2 | 1,853 | 0.11% |
| BEACON FALLS | 0 | 0 | 0 | 0 | 3 | 1 | 146 | 3,026 | 4.82% |
| BERLIN | 0 | 0 | 0 | 0 | 3 | 0 | 4 | 9,680 | 0.04% |
| BETHEL | 0 | 0 | 0 | 0 | 2 | 0 | 8 | 9,333 | 0.09% |
| BETHLEHEM | 0 | 7 | 11 | 17 | 16 | 1 | 416 | 1,989 | 20.92% |
| BLOOMFIELD | 0 | 1 | 3 | 11 | 17 | 4 | 570 | 11,386 | 5.01% |
| BOLTON | 0 | 1 | 0 | 1 | 5 | 3 | 86 | 2,331 | 3.69% |
| BRANFORD | 0 | 0 | 0 | 2 | 1 | 2 | 1 | 17,209 | 0.01% |
| BRIDGEWATER | 0 | 2 | 2 | 4 | 15 | 1 | 161 | 989 | 16.28% |
| BRISTOL | 0 | 3 | 3 | 13 | 29 | 2 | 557 | 30,815 | 1.81% |
| BROOKFIELD | 0 | 2 | 4 | 9 | 16 | 3 | 256 | 8,826 | 2.90% |
| BROOKLYN | 0 | 2 | 2 | 7 | 14 | 2 | 250 | 3,785 | 6.61% |
| BURLINGTON | 0 | 1 | 2 | 6 | 17 | 1 | 271 | 4,116 | 6.58% |
| CANTERBURY | 0 | 3 | 1 | 5 | 16 | 1 | 329 | 2,430 | 13.54% |
| CANTON | 0 | 4 | 5 | 12 | 38 | 3 | 1,072 | 5,263 | 20.37% |
| CHAPLIN | 0 | 0 | 3 | 3 | 5 | 0 | 14 | 1,163 | 1.20% |
| CHESHIRE | 0 | 0 | 0 | 0 | 2 | 0 | 11 | 12,141 | 0.09% |
| CHESTER | 0 | 0 | 0 | 0 | 1 | 0 | 1 | 2,011 | 0.05% |
| CLINTON | 0 | 0 | 0 | 0 | 8 | 0 | 20 | 7,390 | 0.27% |
| COLCHESTER | 0 | 0 | 1 | 6 | 4 | 0 | 12 | 7,719 | 0.16% |
| COLUMBIA | 0 | 0 | 0 | 1 | 8 | 2 | 432 | 2,581 | 16.74% |
| CORNWALL | 0 | 1 | 2 | 6 | 14 | 0 | 341 | 1,238 | 27.54% |
| COVENTRY | 0 | 4 | 3 | 10 | 22 | 5 | 521 | 5,885 | 8.85% |
| CROMWELL | 0 | 0 | 0 | 0 | 1 | 1 | 26 | 7,518 | 0.35% |
| DANBURY | 0 | 0 | 1 | 3 | 18 | 1 | 128 | 38,431 | 0.33% |

**EVERSOURCE CT**

Incident Action Plan: 06/27/2024 06/27/2024 1200

| | | | | | | | | | |
|---|---|---|---|---|---|---|---|---|---|
| **DARIEN** | **0** | 0 | **0** | 2 | **0** | 0 | **0** | 8,358 | 0.00% |
| **DURHAM** | **0** | 5 | **2** | 9 | **6** | 3 | **1,345** | 3,251 | 41.37% |
| **EAST GRANBY** | **0** | 0 | **0** | 0 | **3** | 0 | **106** | 2,754 | 3.85% |
| **EAST HADDAM** | **0** | 2 | **3** | 9 | **27** | 3 | **2,117** | 5,133 | 41.24% |
| **EAST HAMPTON** | **0** | 1 | **0** | 2 | **11** | 0 | **130** | 6,619 | 1.96% |
| **EAST HARTFORD** | **0** | 0 | **1** | 1 | **12** | 1 | **229** | 23,768 | 0.96% |
| **EAST LYME** | **0** | 0 | **0** | 1 | **1** | 0 | **1** | 10,781 | 0.01% |
| **EAST WINDSOR** | **0** | 0 | **0** | 1 | **2** | 0 | **2** | 6,630 | 0.03% |
| **EASTFORD** | **0** | 0 | **1** | 2 | **3** | 0 | **18** | 972 | 1.85% |
| **ELLINGTON** | **0** | 0 | **0** | 1 | **3** | 0 | **20** | 7,966 | 0.25% |
| **ENFIELD** | **0** | 0 | **0** | 2 | **3** | 0 | **3** | 20,104 | 0.01% |
| **ESSEX** | **0** | 0 | **0** | 1 | **3** | 3 | **22** | 4,114 | 0.53% |
| **FARMINGTON** | **0** | 2 | **11** | 14 | **17** | 2 | **1,013** | 13,161 | 7.70% |
| **FRANKLIN** | **0** | 0 | **0** | 0 | **2** | 0 | **2** | 1,079 | 0.19% |
| **GLASTONBURY** | **0** | 2 | **8** | 14 | **14** | 1 | **62** | 17,204 | 0.36% |
| **GOSHEN** | **0** | 0 | **0** | 0 | **7** | 0 | **1,790** | 2,014 | 88.88% |
| **GRANBY** | **0** | 4 | **2** | 9 | **13** | 3 | **324** | 5,303 | 6.11% |
| **GREENWICH** | **0** | 0 | **1** | 3 | **3** | 2 | **3** | 28,670 | 0.01% |
| **GRISWOLD** | **0** | 0 | **0** | 0 | **2** | 0 | **11** | 3,653 | 0.30% |
| **GUILFORD** | **0** | 0 | **0** | 0 | **2** | 0 | **51** | 11,353 | 0.45% |
| **HADDAM** | **0** | 0 | **1** | 6 | **16** | 1 | **121** | 4,208 | 2.88% |
| **HAMPTON** | **0** | 4 | **0** | 4 | **2** | 1 | **179** | 940 | 19.04% |
| **HARTFORD** | **0** | 3 | **1** | 5 | **26** | 6 | **2,490** | 61,212 | 4.07% |
| **HARTLAND** | **0** | 0 | **0** | 0 | **1** | 0 | **1** | 893 | 0.11% |
| **HARWINTON** | **0** | 9 | **8** | 15 | **31** | 3 | **725** | 2,705 | 26.80% |
| **HEBRON** | **0** | 0 | **0** | 5 | **11** | 0 | **180** | 4,113 | 4.38% |
| **KENT** | **0** | 3 | **5** | 8 | **19** | 6 | **820** | 2,233 | 36.72% |
| **KILLINGLY** | **0** | 5 | **5** | 13 | **29** | 1 | **343** | 9,251 | 3.71% |
| **KILLINGWORTH** | **0** | 0 | **0** | 0 | **3** | 0 | **20** | 2,959 | 0.68% |
| **LEBANON** | **0** | 1 | **2** | 3 | **8** | 1 | **181** | 2,314 | 7.82% |
| **LEDYARD** | **0** | 0 | **0** | 1 | **1** | 0 | **1** | 7,135 | 0.01% |
| **LISBON** | **0** | 0 | **0** | 1 | **0** | 0 | **0** | 1,967 | 0.00% |
| **LITCHFIELD** | **0** | 6 | **8** | 26 | **29** | 3 | **704** | 4,879 | 14.43% |

**EVERSOURCE CT**

Incident Action Plan: 06/27/2024 06/27/2024 1200

| | | | | | | | | | |
|---|---|---|---|---|---|---|---|---|---|
| **LYME** | **0** | 0 | **1** | 1 | **0** | 0 | **0** | 1,391 | 0.00% |
| **MADISON** | **0** | 0 | **0** | 1 | **1** | 0 | **1** | 9,471 | 0.01% |
| **MANCHESTER** | **0** | 0 | **0** | 2 | **5** | 2 | **29** | 30,031 | 0.10% |
| **MANSFIELD** | **0** | 7 | **10** | 25 | **24** | 5 | **931** | 7,595 | 12.26% |
| **MARLBOROUGH** | **0** | 0 | **0** | 1 | **3** | 0 | **44** | 2,746 | 1.60% |
| **MERIDEN** | **0** | 0 | **1** | 4 | **9** | 0 | **135** | 28,594 | 0.47% |
| **MIDDLEBURY** | **0** | 0 | **0** | 0 | **1** | 0 | **4** | 3,742 | 0.11% |
| **MIDDLEFIELD** | **0** | 0 | **0** | 1 | **2** | 0 | **25** | 2,293 | 1.09% |
| **MIDDLETOWN** | **0** | 1 | **1** | 3 | **10** | 1 | **408** | 23,779 | 1.72% |
| **MONROE** | **0** | 0 | **0** | 3 | **3** | 0 | **96** | 8,197 | 1.17% |
| **MORRIS** | **0** | 2 | **0** | 2 | **9** | 1 | **166** | 1,454 | 11.42% |
| **NAUGATUCK** | **0** | 0 | **0** | 1 | **3** | 0 | **3** | 14,948 | 0.02% |
| **NEW BRITAIN** | **0** | 0 | **1** | 9 | **11** | 0 | **80** | 35,677 | 0.22% |
| **NEW CANAAN** | **0** | 0 | **0** | 2 | **1** | 0 | **1** | 8,700 | 0.01% |
| **NEW FAIRFIELD** | **0** | 0 | **2** | 8 | **12** | 3 | **259** | 6,216 | 4.17% |
| **NEW HARTFORD** | **1** | 6 | **5** | 18 | **31** | 4 | **994** | 3,394 | 29.29% |
| **NEW LONDON** | **0** | 0 | **0** | 0 | **2** | 0 | **2** | 14,640 | 0.01% |
| **NEW MILFORD** | **0** | 6 | **17** | 26 | **28** | 10 | **617** | 14,437 | 4.27% |
| **NEWINGTON** | **0** | 0 | **0** | 2 | **12** | 8 | **561** | 15,296 | 3.67% |
| **NEWTOWN** | **0** | 1 | **1** | 5 | **7** | 0 | **205** | 12,132 | 1.69% |
| **NORTH CANAAN** | **0** | 1 | **0** | 1 | **1** | 0 | **1** | 1,508 | 0.07% |
| **NORWALK** | **0** | 0 | **0** | 4 | **4** | 1 | **4** | 32,849 | 0.01% |
| **OLD LYME** | **0** | 0 | **0** | 0 | **1** | 0 | **1** | 5,613 | 0.02% |
| **OLD SAYBROOK** | **0** | 0 | **0** | 1 | **0** | 0 | **0** | 7,286 | 0.00% |
| **OXFORD** | **0** | 0 | **0** | 0 | **1** | 0 | **1** | 6,224 | 0.02% |
| **PLAINFIELD** | **0** | 3 | **4** | 9 | **18** | 3 | **248** | 7,554 | 3.28% |
| **PLAINVILLE** | **0** | 1 | **0** | 3 | **3** | 3 | **86** | 9,782 | 0.88% |
| **PLYMOUTH** | **0** | 1 | **4** | 6 | **14** | 0 | **97** | 5,974 | 1.62% |

**EVERSOURCE CT**

Incident Action Plan: 06/27/2024 06/27/2024 1200

| | | | | | | | | | |
|---|---|---|---|---|---|---|---|---|---|
| **POMFRET** | **0** | 6 | **2** | 13 | **11** | 5 | **699** | 1,996 | 35.02% |
| **PORTLAND** | **0** | 4 | **0** | 5 | **7** | 2 | **318** | 4,778 | 6.66% |
| **PROSPECT** | **0** | 0 | **0** | 0 | **1** | 0 | **1** | 4,399 | 0.02% |
| **PUTNAM** | **0** | 1 | **2** | 5 | **6** | 0 | **185** | 5,362 | 3.45% |
| **REDDING** | **0** | 0 | **0** | 0 | **1** | 2 | **1** | 3,896 | 0.03% |
| **RIDGEFIELD** | **0** | 0 | **0** | 1 | **1** | 0 | **1** | 11,158 | 0.01% |
| **ROCKY HILL** | **0** | 0 | **0** | 1 | **1** | 0 | **1** | 10,396 | 0.01% |
| **ROXBURY** | **0** | 1 | **0** | 2 | **9** | 1 | **137** | 1,409 | 9.72% |
| **SALEM** | **0** | 0 | **0** | 0 | **3** | 2 | **3** | 2,137 | 0.14% |
| **SALISBURY** | **0** | 0 | **0** | 0 | **2** | 0 | **11** | 3,046 | 0.36% |
| **SCOTLAND** | **0** | 1 | **4** | 6 | **9** | 2 | **147** | 725 | 20.28% |
| **SEYMOUR** | **0** | 0 | **0** | 1 | **1** | 0 | **1** | 7,899 | 0.01% |
| **SHARON** | **0** | 0 | **0** | 1 | **7** | 0 | **22** | 2,210 | 1.00% |
| **SHERMAN** | **0** | 0 | **2** | 2 | **3** | 1 | **9** | 2,051 | 0.44% |
| **SIMSBURY** | **0** | 6 | **3** | 11 | **16** | 5 | **1,791** | 11,662 | 15.36% |
| **SOMERS** | **0** | 0 | **0** | 0 | **5** | 0 | **5** | 4,286 | 0.12% |
| **SOUTH WINDSOR** | **0** | 0 | **0** | 3 | **0** | 0 | **0** | 12,623 | 0.00% |
| **SOUTHBURY** | **0** | 1 | **2** | 8 | **6** | 1 | **26** | 10,276 | 0.25% |
| **SOUTHINGTON** | **0** | 1 | **0** | 2 | **4** | 0 | **178** | 21,186 | 0.84% |
| **SPRAGUE** | **0** | 3 | **0** | 2 | **5** | 1 | **39** | 1,484 | 2.63% |
| **STAFFORD** | **0** | 0 | **0** | 0 | **3** | 0 | **97** | 6,459 | 1.50% |
| **STAMFORD** | **0** | 1 | **0** | 3 | **3** | 1 | **16** | 64,726 | 0.02% |
| **STERLING** | **0** | 2 | **0** | 5 | **6** | 0 | **91** | 1,769 | 5.14% |
| **STONINGTON** | **0** | 0 | **0** | 0 | **1** | 1 | **1** | 11,427 | 0.01% |
| **SUFFIELD** | **0** | 2 | **0** | 5 | **5** | 0 | **57** | 6,648 | 0.86% |
| **THOMASTON** | **0** | 1 | **3** | 3 | **12** | 3 | **227** | 3,955 | 5.74% |
| **THOMPSON** | **0** | 2 | **1** | 3 | **3** | 0 | **39** | 4,948 | 0.79% |
| **TOLLAND** | **0** | 0 | **2** | 2 | **4** | 0 | **20** | 6,428 | 0.31% |
| **TORRINGTON** | **0** | 3 | **6** | 17 | **29** | 8 | **692** | 19,264 | 3.59% |
| **UNION** | **0** | 0 | **0** | 0 | **1** | 0 | **1** | 477 | 0.21% |
| **VERNON** | **0** | 0 | **0** | 2 | **3** | 0 | **28** | 16,902 | 0.17% |
| **VOLUNTOWN** | **0** | 1 | **0** | 2 | **0** | 0 | **0** | 1,381 | 0.00% |
| **WARREN** | **0** | 2 | **0** | 2 | **11** | 0 | **124** | 873 | 14.20% |
| **WASHINGTON** | **0** | 1 | **6** | 10 | **11** | 1 | **778** | 2,697 | 28.85% |

**EVERSOURCE CT**

Incident Action Plan: 06/27/2024 06/27/2024 1200

| | | | | | | | | | |
|---|---|---|---|---|---|---|---|---|---|
| **WATERBURY** | **0** | 2 | **0** | 3 | **10** | 3 | **66** | 53,166 | 0.12% |
| **WATERFORD** | **0** | 0 | **0** | 0 | **1** | 1 | **1** | 10,550 | 0.01% |
| **WATERTOWN** | **0** | 3 | **4** | 12 | **16** | 2 | **1,897** | 10,587 | 17.92% |
| **WEST HARTFORD** | **0** | 5 | **11** | 19 | **15** | 2 | **1,438** | 29,680 | 4.85% |
| **WESTON** | **0** | 0 | **0** | 3 | **1** | 0 | **1** | 3,967 | 0.03% |
| **WESTPORT** | **0** | 0 | **0** | 3 | **1** | 1 | **1** | 12,878 | 0.01% |
| **WETHERSFIELD** | **0** | 2 | **5** | 6 | **8** | 1 | **553** | 12,928 | 4.28% |
| **WILLINGTON** | **0** | 0 | **4** | 4 | **3** | 0 | **75** | 3,040 | 2.47% |
| **WILTON** | **0** | 0 | **0** | 0 | **1** | 0 | **1** | 7,852 | 0.01% |
| **WINCHESTER** | **0** | 0 | **0** | 1 | **7** | 0 | **98** | 6,219 | 1.58% |
| **WINDHAM** | **0** | 6 | **7** | 26 | **31** | 3 | **1,618** | 10,812 | 14.96% |
| **WINDSOR** | **0** | 0 | **1** | 4 | **6** | 0 | **24** | 14,133 | 0.17% |
| **WINDSOR LOCKS** | **0** | 0 | **1** | 1 | **1** | 0 | **1** | 6,777 | 0.01% |
| **WOLCOTT** | **0** | 0 | **2** | 1 | **0** | 0 | **0** | 7,344 | 0.00% |
| **WOODBURY** | **0** | 11 | **7** | 18 | **23** | 7 | **1,804** | 5,352 | 33.71% |
| **WOODSTOCK** | **0** | 1 | **0** | 3 | **3** | 2 | **154** | 4,300 | 3.58% |

# RESOURCE ASSESSMENT & STRATEGY

**Assessment**:

Eversource line and tree crews are prepared to restore customers as the event impacts Connecticut. Eversource crews will address emergency situations, clear blocked roads, assess damage and restore power to customers impacted by the storm.

The table below shows the active and restored events today.

**Restorations as of 06/27/24 12:00 p.m.:**

| | Active | Restored |
|---|---|---|
| Total Customers Outages | 40,486 | 52,033 |
| Total Number of Events | 1,040 | 258 |
| FPS 1 (911) | 1 | 9 |
| FPS 2 and 3 | 350 | 258 |
| Multiples | 510 | 205 |
| Singles | 529 | 508 |
| Critical Facilities Outages | 47 | 45 |
| Unique Customers Restored | | 46,759 |
| Community Priorities | | |

**Today's Community Strategy**

Following the pre-event communication, the **Liaison Organization** has conducted **proactive communication** to each community this morning and will continue these open lines of communication throughout the day.

The **Liaison Organization** will work with any impacted towns to address **blocked roads, community priorities and continue to monitor any outages impacting critical facilities**. Throughout the event the community liaisons will work with their municipalities to provide timely updates and set expectations throughout the event.

The **Regulatory Branch** continues to update PURA, DEMHS, DOT and regulatory agencies on our restoration progress.

# LOGISTICS

In response to June 26 thunderstorm/wind event ERP Level 5 has been declared. The following actions in place by Logistics section

**Logistics**

1. Fleet
    a. 71 Total Vehicles
        i. 30 Public Safety - Roster supplied, ready to deploy
        ii. 21 DA - Roster supplied, ready to deploy
        iii. 20 Rentals - Expected to be available by 1600hrs
            1. 17 - requested to support contractor crew coordination & wire guard
2. Fueling
    a. East River - Confirmed available
        i. Blue Sky - Maintain tonight - AWC's are fueled between 1700 and 0400
        ii. Grey Sky - in effect tomorrow – will fuel AWCs again starting 1000 to accommodate late night shifts
            1. AWC's during the day
            2. First night of hotels if needed, Friday, June 28th
                a. Hotel list needed by 1600hrs
3. IT/Telecom
    a. No issues advised
4. Telecom Test
    a. Confirmation of equipment, EOC Comms, MRC's, Storm Trailers & NIBS, available, see notes below
        i. Emergency Responce Centers
            1. Newtown - Avtec confirmed, Sat Phone in process
            2. New London - Avtec confirmed, Sat Phone in process
    b. Mobile Response Centers (MRC's)
        i. MRC 1 - Verified operational, deployed to Berlin
        ii. MRC 4 - Verified operational, deployed to Berlin
        iii. MRC 5 - Verified operational, deployed to Berlin
5. Facilities
    a. No facility issues advised
    b. Coordinating on staging for MRC & NH Crew trucks in Berlin
        i. Email notification issued requesting cars to be relocated by 1500hrs
    c. Meals - 1st meal dinner today
        i. Tables available
6. Material Logistics
    a. Suitable materials on-hand and available
        i. Cable & Wire - 1,231,983
        ii. Crossarms - 13,220
        iii. Poles - 8,758

iv. Xfmr's (Pole Top & Other) - 5,121
b. AWC staff available on-site until 11pm and oncall overnight
c. Storm Material Trailers - 3 available and ready to deploy
d. NH Material trailers and Stock Handlers have been canceled

7. Security
   a. No EVERSOURCE or regional security concerns
8. Staging
   a. Staffing - 2 locations long days (16 hrs)
   b. Available locations
      i. Waterford, Crystal Mall
      ii. Madison, Hammonasset State Park
      iii. Stamford - Chelsea Pier
      iv. Willimantic - Eversource property
      v. New Milford - Eversource property
      vi. Windsor - Eversource Property
   c. Limited Use
      i. Lakeville - Lime Rock
         1. 30 Trucks only - events planned
      ii. Bristol - Lake Compounce
         1. Expecting high visitor attendance
9. Environmental
   a. No Pre-Staging Inspections planned, will address if required
   b. 1 Spill Reported
      i. 1 - PCB Unknown
      ii. 0 - Waterways effected
10. Generators
   a. No units to be staged
   b. 50 - Total (20kw - 1000kW)
      i. 21 - Sunbelt (20kw - 1000kw) Local
      ii. 18 - Adhoc (20kw - 160kW) within 1 1/2 hours of Hartford
      iii. 11 - Prime (50kw - 1000kw) 4 available with in 45 minutes of Hartford (50kw to 200kw)

**c. Food & Lodging**

i. Food
   1. First meal for AWC's will be Thursday night – all ordered for delivery at 1700
   2. Extra will be ordered to accommodate Internal resources from other states, and and overflow at the AWCS

ii. Lodging
   1. Lodging internal crews for Thursday

**EVERSOURCE CT**

Incident Action Plan: 06/27/2024 06/27/2024 1200

2. Contractor crews first night lodging will be Friday
3. Availability concerns over the weekend due to holiday
4. Securing non-PO hotels to fill remaining needs

11.

| Room | Thu 6/27/2024 | | | | Fri 6/28/2024 | | | | Sat 6/29/2024 | | | |
|---|---|---|---|---|---|---|---|---|---|---|---|---|
| | Avail | Booked | Assigned | Open | Avail | Booked | Assigned | Open | Avail | Booked | Assigned | Open |
| Single | 510 | 175 | 140 | 35 | 442 | 412 | 0 | 402 | 321 | 75 | 0 | 75 |
| Double | 416 | 217 | 172 | 45 | 256 | 231 | 0 | 210 | 167 | 42 | 0 | 42 |
| **Rooms** | **926** | **392** | **312** | **80** | **698** | **643** | **0** | **612** | **488** | **117** | **0** | **117** |
| **Beds** | **1342** | **609** | **484** | **125** | **954** | **874** | **0** | **822** | **655** | **159** | **0** | **159** |

a. **Procurement**
   i. No actions
b. **Staffing**
   i. Compiling Rosters
c. **Generator Availability**
   i. Current Availability
      1. Total 153 (20kw to 400kw) (84 located in CT & MA, 69 Located in NY & NJ)
         a. 34 - Sunbelt – located throughout CT
         b. 93 - United Rentals – (24 between CT & MA (20kw – 1800kw) and 69 between NY & NY (20kw – 2200kw))
         c. 18 - Adhoc (20kw - 160kw) - Millis, MA
         d. 8 - Prime Power (50kw to 400kw) – between East Longmeadow and Millbury, MA
      2. No generators to be staged for this event

**EVERSOURCE CT**

Incident Action Plan: 06/27/2024 06/27/2024 1200

# SAFETY

## June 27 CT Storm- Safety Update

Events As of 1200 June 27, 2024

| Safety Summary | CT Internal | CT Contractor |
|---|---|---|
| Injuries | 0 | 0 |
| Motor Vehicle Events | 0 | 0 |
| Property Damage | 0 | 0 |
| Other | 0 | 0 |
| Totals | 0 | 0 |

**Safety Messages**

**Safe Driving Reminders**

We have seen an increase of PMVAs during storms, especially in parking lots and driveways.

- Conduct circle safety checks before moving from a parked position to assess for potential hazards in front of and behind your vehicle.
- Always park so that you have a safe avenue of travel.
- Use a spotter to help navigate safely near hazards.
- Passengers are also accountable for safe driving. Follow the co-pilot expectations.




**Stay Alert for Generator Backfeed**

Beware of the hazards associated with backfeed from customers' portable generators and homes equipped with solar energy capabilities. Always assume lines and radials are energized until tested, de-energized and grounded. Always wear properly rated rubber gloves, sleeves (and hot sticks if required) when handling conductors.

**Additional Storm Resources**

Additional storm safety resources are available. Eversource employees can access the NEW Safety Storm Resources page and contractors can access the Electric Mutual Aid Safety Onboarding page.

**EVERSOURCE CT**

Incident Action Plan: 06/27/2024 06/27/2024 1200

## CONNECTICUT - INCIDENT MANAGEMENT TEAM

| Name | ICS Assignment |
|---|---|
| William Gelinas | Incident Commander |
| Stephen Sullivan | ECT - Executive Spokesperson |
| Joseph Godwin | Emergency Preparedness Specialist |
| Brooke Sherer | Human Resource Officer |
| Marianne Eichler | Human Resource Officer |
| Anne Aughinbaugh | Safety Officer |
| Thomas LeBlond | Safety Officer |
| Robin Kebernick | Liaison Officer |
| Lissette Andino | Regulatory Officer |
| Jonathan Harris | Regulatory Officer |
| Elizabeth Maldonado | Regulatory Officer |
| Jane Bryggare | Communications Officer |
| Meaghan Shaw | Communications Officer |
| Donald Scacco Jr. | Operations Section Chief |
| James (Brian) Key | Operations Branch Director - WG/SB |
| Alan Lawrence | Public Safety Section Chief |
| Paul Raia | Public Safety Section Chief |
| Randy Somma | Public Safety Unit Leader - Eastern |
| Ken Grohs | Public Safety Unit Leader - Western |
| Justin Fletcher | Public Safety Unit Leader - Central |
| Patrick Quinn | Logistics Section Chief |
| John Case | Logistics Section Chief |
| Jeff Turano | Finance Section Chief |
| David Gladey | Planning Section Chief |
| Christopher Soderman | Planning Section Chief |
| Vandan Divatia | Planning Section Chief |
| Jeffrey Richard | Planning Section Chief |
| Karen Palmieri | Resource Section Chief |
| John Dipaola-Tromba | Resource Section Chief |
| Pawel Sakowski | Resource Section Chief |
| Don Morrissey | EOC Officer - Western |

| Name | ICS Assignment |
|---|---|
| Duncan MacKay | EOC Officer - Central |
| Jay Buth | EOC Officer - Central |
| Ron Smith | EOC Officer - Eastern |
| Lucy Teixeira | EOC Officer - Eastern |
| Clifford Williams | Operations Branch Director - Western EOC |
| Bradford Shaw | Operations Branch Director - Western EOC |
| Christopher Menard | Operations Branch Director - Central EOC |
| Wayne Gagnon | Operations Branch Director - Central EOC |
| Barry Lashley | Operations Branch Director - Eastern EOC |
| Edward LaFrance | Operations Branch Director - Eastern EOC |
| Deb Dinuzzo | Planning Section Administrative Support |
| Sebastien Morin | Branch Director Tactical - Western EOC - Day |
| Kevin Separy | Branch Director Tactical - Western EOC - Night |
| Steve Lamontagne | Branch Director Tactical - Central EOC - Day |
| Brian Fluss | Branch Director Tactical - Central EOC - Night |
| Rob Cote | Branch Director Tactical - Eastern EOC - Day |
| Tom Woronik | Branch Director Tactical - Eastern EOC - Night |
| Joe Nesdale | Transmission Branch Director – Operations |
| George Wegh | Transmission Branch Director – Planning |
| Digaunto Chatterjee | Planning Branch Director – Forecasting |
| Ronald Araujo | Logistics Support Branch Director |
| Steve Schirm | Logistics Services Branch Director |
| Ann Arnold | Staging Area Unit Leader |
| Theresa Eberhart | Food & Lodging Services Unit Leader |

# Emergency Briefing
## CONNECTICUT

EVERSOURCE

*Thursday, June 27, 2024, at 10:45 a.m.*

### *Eversource Responding to Overnight Storm Damage*

**Operational Status:** EMERGENCY

**Electric Emergency Response Plan (ERP) Incident Level:** ERP Level 5 (Minor Impact)

**Gas Emergency Response Plan (ERP) Incident Level:** Normal Operation

**OVERVIEW**

- A band of severe thunderstorms passed through the state last night bringing heavy rain, lightning and unpredictably high winds — including a reported wind gust of 77 mph at Bradley International Airport (strongest wind gust at Bradley in 36 years).
- This fast-moving, destructive band of weather impacted multiple states on the Eastern Seaboard leading to tens of thousands of outages for customers in those areas, as well as the Eversource service territory.
- Currently, approximately 49,000 customers are without power. Outages are isolated and scattered throughout the state. Other states in the Northeast are also experiencing heavy electric-system damage and outages.
- We have restored more than 40,000 of our customers since the event began yesterday.
- At this time, restoration priorities are responding to fire and safety emergency calls, clearing blocked roads and restoring critical facilities. There are currently 96 blocked roads and 59 critical facilities without power. We have cleared 52 blocked roads.
- Due to the extensive damage in isolated locations, it will require multiple days to fully restore all customers in these affected areas.
- Eversource Electric activated an ERP Level 5 on Wednesday, June 26, at 11 p.m., indicating the potential for up to 125,000 customers without power and less than 3,000 tree-related damage locations on the system.

**RESOURCE PLANNING**

- Eversource Emergency Operation Centers (EOCs) in Hartford, New London and Newtown opened this morning at 6 a.m.
- Eversource crews in Massachusetts and New Hampshire are shifting to support Connecticut restoration.
- Eversource secured internal and external resources ahead of impact (see chart below) and is prepared to move resources to address areas receiving the highest impacts to expedite restoration.

| PERSONNEL AVAILABLE FOR JUNE 27, 2024 | | | |
|---|---|---|---|
| Distribution Line Crews Total | 446 | Eversource Crews | 75 |
| | | Contractor Crews | 371 |
| Transmission Crews Total | 0 | Eversource Crews | 0 |
| | | Contractor Crews | 0 |
| Service Crews | 40 | | |
| RSO Trouble Shooters | 126 | | |
| Substation Electricians | 138 | | |
| Tree Crews | 162 | | |
| Damage Assessors | 136 | | |
| Wire Guards | 220 | | |
| *Crew numbers will change as we secure and/or release resources. Response Specialist Organization (RSO) Trouble Shooters are Eversource line workers in addition to total Distribution Line Crews.* | | | |

**GAS OPERATIONS**

- Gas Operations did not have any significant impacts to the gas distribution systems from the overnight storms and remains prepared to respond to any unanticipated issues.

**STORM COMMUNICATIONS**

- Customers will receive storm restoration messages via email, text or phone call (depending on their selection) today and throughout the event.
- Regulatory Affairs notified state regulators and other state agencies yesterday afternoon regarding the incoming weather and notified them again once Eversource's Incident Command was activated. Updates and communication will continue regarding the weather event and our storm response.
- The utility liaison is activated to facilitate coordination on pole and wire repair and pole replacement with third-party attachment companies and joint pole owners as necessary.
- Eversource Community Relations was engaged with municipal officials through the night. The Liaison Organization is activated and is managing all community engagement and priorities.
- Eversource social media channels are sharing information on how customers can report an outage and stay safe.
- The homepage of Eversource.com is displaying storm information and how to report an outage.

**APPROVED BY:**
Bill Gelinas, Connecticut Incident Commander, Electric Operations
Mike Needham, Incident Commander, Gas Operations

# Emergency Briefing
## CONNECTICUT

EVERSOURCE

*Thursday, June 27, 2024, at 3:30 p.m.*

### *Eversource Addressing Blocked Roads and Critical Facilities*

**Operational Status:** EMERGENCY

**Electric Emergency Response Plan (ERP) Incident Level:** ERP Level 5 (Minor Impact)

**Gas Emergency Response Plan (ERP) Incident Level:** Normal Operation

**OVERVIEW**

- Due to last night's fast-moving severe storms, extensive damage occurred in isolated locations throughout the state, requiring multiple days to restore all customers in these affected areas.
- Responding to fire and safety emergency calls, clearing blocked roads and restoring critical facilities continue to be the restoration priorities at this time. There are currently 68 blocked roads and 24 critical facilities without power. We have cleared 129 blocked roads and restored 68 critical facilities.
- Currently, under 27,000 customers are without power. Outages are isolated and scattered throughout the state. We have restored more than 72,000 of our customers since the event began yesterday.
- Eversource Electric activated an ERP Level 5 on Wednesday, June 26, at 11 p.m., indicating the potential for up to 125,000 customers without power and less than 3,000 tree-related damage locations on the system.

**RESOURCE PLANNING**

- Eversource Emergency Operation Centers (EOCs) in Hartford, New London and Newtown opened this morning at 6 a.m.
- Eversource crews in Massachusetts and New Hampshire continue to shift to support Connecticut restoration.
- Eversource secured internal and external resources ahead of impact (see chart below) and is prepared to move resources to address areas receiving the highest impacts to expedite restoration.

| PERSONNEL AVAILABLE FOR JUNE 27, 2024 | | | |
|---|---|---|---|
| Distribution Line Crews Total | 446 | Eversource Crews | 137 |
| | | Contractor Crews | 309* |
| Transmission Crews Total | 0 | Eversource Crews | 0 |
| | | Contractor Crews | 0 |
| Service Crews | 51 | | |
| RSO Trouble Shooters | 115 | | |
| Substation Electricians | 138 | | |
| Tree Crews | 239 | | |
| Damage Assessors | 164 | | |
| Wire Guards | 201 | | |

**Reported "Eversource Crews" counts are updated to include Eversource crews from MA and NH, assisting CT crews. "Contractor crews" counts reflect external contractor crews only. Crew numbers will change as we secure and/or release resources. Response Specialist Organization (RSO) Trouble Shooters are Eversource line workers in addition to total Distribution Line Crews.*

**GAS OPERATIONS**

- Gas Operations did not have any significant impacts to the gas distribution systems from the overnight storms and remains prepared to respond to any unanticipated issues.

**STORM COMMUNICATIONS**

- A press briefing was held at Eversource's Hartford area work center today at 11 a.m. to provide updates on our restoration efforts.
- Customers will receive storm restoration messages via email, text or phone call (depending on their selection) today and throughout the event.
- Regulatory Affairs notified state regulators and other state agencies yesterday afternoon regarding the incoming weather, notified them again once Eversource's Incident Command was activated and has sent additional communications. Updates and communication will continue regarding the weather event and our storm response.
- The utility liaison is activated to facilitate coordination on pole and wire repair and pole replacement with third-party attachment companies and joint pole owners as necessary.
- Eversource's Liaison Organization is activated and managing all community engagement and priorities.
- Eversource social media channels are sharing information on how customers can report an outage and stay safe.
- The homepage of Eversource.com is displaying storm information and how to report an outage.

**APPROVED BY:**
Bill Gelinas, Connecticut Incident Commander, Electric Operations
Mike Needham, Incident Commander, Gas Operations

# Emergency Briefing
## CONNECTICUT

EVERSOURCE

*Thursday, June 27, 2024, at 6:45 p.m.*

### *Eversource Making Steady Restoration Progress*

**Operational Status:** EMERGENCY
**Electric Emergency Response Plan (ERP) Incident Level:** ERP Level 5 (Minor Impact)
**Gas Emergency Response Plan (ERP) Incident Level:** Normal Operation

**OVERVIEW**

- Eversource is making steady progress with hundreds of crews working across the state to safely restore the approximately 21,000 customers without power.
- Our priorities continue to be clearing blocked roads and restoring critical facilities. There are currently 54 blocked roads and 23 critical facilities without power. We have cleared 129 blocked roads and restored 73 critical facilities.
- Outages are isolated and scattered throughout the state. Restoration will seem slow as we work to restore a large number of outages with fewer customers per outage. We have restored more than 80,000 of our customers since the event began yesterday.
- Eversource Electric activated an ERP Level 5 on Wednesday, June 26, at 11 p.m., indicating the potential for up to 125,000 customers without power and less than 3,000 tree-related damage locations on the system.

**RESOURCE PLANNING**

- Eversource Emergency Operation Centers (EOCs) in Hartford, New London and Newtown are open.
- Eversource crews in Massachusetts and New Hampshire continue to shift to support Connecticut restoration.
- Eversource secured internal and external resources ahead of impact (see chart below) and is prepared to move resources to address areas receiving the highest impacts to expedite restoration.

| PERSONNEL AVAILABLE FOR JUNE 27, 2024 | | | |
|---|---|---|---|
| Distribution Line Crews Total | 446 | Eversource Crews | 137 |
| | | Contractor Crews | 309* |
| Transmission Crews Total | 0 | Eversource Crews | 0 |
| | | Contractor Crews | 0 |
| Service Crews | 51 | | |
| RSO Trouble Shooters | 115 | | |
| Substation Electricians | 138 | | |
| Tree Crews | 239 | | |
| Damage Assessors | 164 | | |
| Wire Guards | 201 | | |

**Reported "Eversource Crews" counts are updated to include Eversource crews from MA and NH, assisting CT crews. "Contractor crews" counts reflect external contractor crews only. Crew numbers will change as we secure and/or release resources. Response Specialist Organization (RSO) Trouble Shooters are Eversource line workers in addition to total Distribution Line Crews.*

**GAS OPERATIONS**

- Gas Operations did not have any significant impacts to the gas distribution systems from the overnight storms and remains prepared to respond to any unanticipated issues.

**STORM COMMUNICATIONS**

- Customers continue to receive storm restoration messages via email, text or phone call (depending on their selection) today and throughout the event.
- Regulatory Affairs continues to provide updates and communication to state agencies regarding the weather event and our storm response.
- The utility liaison is activated to facilitate coordination on pole and wire repair and pole replacement with third-party attachment companies and joint pole owners as necessary.
- Eversource's Liaison Organization is activated and managing all community engagement and priorities.
- Eversource social media channels are sharing information on how customers can report an outage and stay safe.
- The homepage of Eversource.com is displaying storm information and how to report an outage.

**APPROVED BY:**
Bill Gelinas, Connecticut Incident Commander, Electric Operations
Mike Needham, Incident Commander, Gas Operations

# Emergency Briefing
## CONNECTICUT

EVERSOURCE

*Thursday, June 27, 2024, at 9:45 p.m.*

***Restoration To Be Substantially Complete Tomorrow Night***

*Most Customers Will Be Restored Sooner*

**Operational Status:** EMERGENCY

**Electric Emergency Response Plan (ERP) Incident Level:** ERP Level 5 (Minor Impact)

**Gas Emergency Response Plan (ERP) Incident Level:** Normal Operation

**OVERVIEW**

- Eversource continues to make great strides in restoration with hundreds of crews working around the clock across the state to safely restore the remaining 8,400 customers who lost power from yesterday's severe storms.
- Restoration is planned to be substantially complete by 11:59 p.m. tomorrow night, Friday, June 28. This means 99% of our customers will have their power restored, and most customers will be restored sooner.
- We continue to clear blocked roads and restore critical facilities. There are currently 13 blocked roads and 8 critical facilities without power. We have cleared 180 blocked roads and restored 86 critical facilities.
- Restoration will seem slow as we work to restore a large number of scattered outages with fewer customers per outage. We have restored more than 88,000 of our customers since the event began yesterday.
- Eversource Electric activated an ERP Level 5 on Wednesday, June 26, at 11 p.m., indicating the potential for up to 125,000 customers without power and less than 3,000 tree-related damage locations on the system.

**RESOURCE PLANNING**

- Eversource Emergency Operation Centers (EOCs) in Hartford, New London and Newtown are open.
- Eversource crews in Massachusetts and New Hampshire continue to shift to support Connecticut restoration.
- Eversource secured internal and external resources ahead of impact (see chart below) and is prepared to move resources to address areas receiving the highest impacts to expedite restoration.

| PERSONNEL AVAILABLE FOR JUNE 27, 2024 | | | |
|---|---|---|---|
| Distribution Line Crews Total | 446 | Eversource Crews | 137 |
| | | Contractor Crews | 309* |
| Transmission Crews Total | 0 | Eversource Crews | 0 |
| | | Contractor Crews | 0 |
| Service Crews | 51 | | |
| RSO Trouble Shooters | 115 | | |
| Substation Electricians | 138 | | |
| Tree Crews | 239 | | |
| Damage Assessors | 164 | | |
| Wire Guards | 201 | | |

**Reported "Eversource Crews" counts are updated to include Eversource crews from MA and NH, assisting CT crews. "Contractor crews" counts reflect external contractor crews only. Crew numbers will change as we secure and/or release resources. Response Specialist Organization (RSO) Trouble Shooters are Eversource line workers in addition to total Distribution Line Crews.*

**GAS OPERATIONS**

- Gas Operations did not have any significant impacts to the gas distribution systems from the overnight storms and remains prepared to respond to any unanticipated issues.

**STORM COMMUNICATIONS**

- Customers without power will receive more specific estimated times of restoration (ETR) via text, email or phone through our automated system as crews work on damage. The vast majority of customers will be restored before 11:59 p.m. tomorrow night.
- Regulatory Affairs continues to provide updates and communication to state agencies regarding the weather event and our storm response.
- The utility liaison is activated to facilitate coordination on pole and wire repair and pole replacement with third-party attachment companies and joint pole owners as necessary.
- Eversource's Liaison Organization is activated and managing all community engagement and municipal priorities.
- Eversource social media channels are sharing information on how customers can report an outage and stay safe.
- The homepage of Eversource.com is displaying storm information and how to report an outage.

**APPROVED BY:**
Bill Gelinas, Connecticut Incident Commander, Electric Operations
Mike Needham, Incident Commander, Gas Operations

# Emergency Briefing
## CONNECTICUT

EVERSOURCE

*Friday, June 28, 2024, at 9:30 a.m.*

### *Eversource Makes Significant Restoration Progress Overnight*

**Operational Status:** EMERGENCY

**Electric Emergency Response Plan (ERP) Incident Level:** ERP Level 5 (Minor Impact)

**Gas Emergency Response Plan (ERP) Incident Level:** Normal Operation

**OVERVIEW**

- Eversource exceeded last night's restoration goal and continues to make great strides in restoring each and every customer who lost power from Wednesday's severe storms.
- Restoration is planned to be substantially complete by 11:59 p.m. tonight, Friday, June 28. This means 99% of our customers will have their power restored, and most customers will be restored sooner.
- We have cleared all of the 193 blocked roads. At this time, we have 2 critical facilities to restore and we've restored a total of 92.
- There are 2,400 customers scattered throughout the state who remain without power due to the severe storms. Hundreds of crews are focused on restoring these customers as quickly as safety allows.
- We have restored more than 94,200 of our customers since the event began Wednesday, June 26.
- Eversource Electric activated an ERP Level 5 on Wednesday, June 26, at 11 p.m., indicating the potential for up to 125,000 customers without power and less than 3,000 tree-related damage locations on the system.
- This will be the last briefing for this storm event. Contractor crews will be released as our remaining customers are restored.

**RESOURCE PLANNING**

- Eversource Emergency Operation Centers (EOCs) in Hartford, New London and Newtown are open.
- Eversource crews in Massachusetts and New Hampshire have shifted to support Connecticut restoration.
- Eversource secured internal and external resources ahead of impact (see chart below) and is prepared to move resources to address areas receiving the highest impacts to expedite restoration.

| PERSONNEL AVAILABLE FOR JUNE 28, 2024 | | | |
|---|---|---|---|
| Distribution Line Crews Total | 638 | Eversource Crews | 137 |
| | | Contractor Crews | 501* |
| Transmission Crews Total | 0 | Eversource Crews | 0 |
| | | Contractor Crews | 0 |
| Service Crews | 45 | | |
| RSO Trouble Shooters | 115 | | |
| Substation Electricians | 138 | | |
| Tree Crews | 248 | | |
| Damage Assessors | 169 | | |
| Wire Guards | 89 | | |

**Reported "Eversource Crews" counts are updated to include Eversource crews from MA and NH, assisting CT crews. "Contractor crews" counts reflect external contractor crews only. Crew numbers will change as we secure and/or release resources. Response Specialist Organization (RSO) Trouble Shooters are Eversource line workers in addition to total Distribution Line Crews.*

**GAS OPERATIONS**

- Gas Operations did not have any significant impacts to the gas distribution systems from Wednesday's severe storms and remains prepared to respond to any unanticipated issues.

**STORM COMMUNICATIONS**

- Customers without power continue to receive more specific estimated times of restoration (ETR) via text, email or phone through our automated system as crews work on damage. The vast majority of customers will be restored before 11:59 p.m. tonight.
- Regulatory Affairs continues to provide updates and communication to state agencies regarding the severe weather event and our storm response.
- The utility liaison is activated to facilitate coordination on pole and wire repair and pole replacement with third-party attachment companies and joint pole owners as necessary.
- Eversource's Liaison Organization is activated and managing all community engagement and municipal priorities.
- Eversource social media channels are sharing information on how customers can report an outage and stay safe.
- The homepage of Eversource.com is displaying storm information and how to report an outage.

**APPROVED BY:**
Bill Gelinas, Connecticut Incident Commander, Electric Operations
Mike Needham, Incident Commander, Gas Operations

July 22, 2024

Mr. Jeffrey R. Gaudiosi
Executive Secretary
Public Utilities Regulatory Authority
10 Franklin Square
New Britain, CT 06050

Re: Docket No. 86-11-18 – DPUC Review of Performance of UI, CL&P and SNETCO in Restoring Service After Storm Carl – Order No. 6 Compliance

Dear Mr. Gaudiosi:

The Connecticut Light and Power Company dba Eversource Energy (the "Company") provides this compliance information pursuant to Order No. 6 in the above captioned docket.

Order No. 6 in the Final Decision provides:

> Commencing from the date of the Decision, May 12, 1987, each of the Companies shall file a Report, including time series details of service restoration, to the Public Utilities Regulatory Authority within 14 days of complete restoral of customer service following the implementation at any level of its respective Emergency Plan.

On June 26, 2024, the Company responded to impacts associated with severe thunderstorms. Hazardous winds and strong wind gusts brought on by the severe thunderstorms caused trees and tree limbs to fail, breaking poles and crossarms, dropping conductors and damaging electrical equipment. At 10:00 p.m., June 26, 2024, the outages peaked when 71,506 customers were experiencing a service outage. In total, the Company estimates that it restored service to approximately 115,556 customers. Final analysis of the storm impact is ongoing.

If you have any questions regarding this submittal, please call Mr. Joseph Godwin, Manager of Emergency Preparedness, at (860) 665-3577 or at (985) 285-9976.

Very truly yours,

*Vincent P. Pace*
Vincent P. Pace
Assistant General Counsel
On behalf of CL&P d/b/a Eversource Energy

cc: Service List
William Turner, State Emergency Management Director, DEMHS