energy storage SOLUTIONS

CONNECTICUT GREEN BANK

EVERSOURCE

UI An Avangrid company

Program Manual

Version May 19, 2026

Table of Contents

TABLE OF CONTENTS ..... **I**

SECTION 1: ACRONYMS AND GLOSSARY **3**

SECTION 2: SUMMARY **7**

SECTION 3: ENROLLMENT **12**

3.1. CUSTOMER ENROLLMENT PROCESS–LEGACY PROGRAM AND CONSTRUCT 5 12
3.2. CUSTOMER ENROLLMENT PROCESS–LEGACY PROGRAM ACTIVE DISPATCH ONLY (NO UPFRONT INCENTIVE) OR CONSTRUCT 5 ACTIVE DISPATCH (NO ENROLLMENT INCENTIVE) 16
3.2.1. BESS Operator, BESS Aggregator, or OEM-Led Self-Enrollment *16*
3.2.2. Customer Enrollment Platform "Self-Enrollment" *18*
3.3. CUSTOMER ENROLLMENT PROCESS – TRANSFER FROM CONNECTEDSOLUTIONS 19
3.4. ENROLLMENT DEADLINES AND MILESTONES 20
3.5. PROJECT VERIFICATION 20
3.5.1. Project Inspections *20*
3.6. PROJECT COMPLETION POLICY 21
3.7. UNENROLLING FROM ENERGY STORAGE SOLUTIONS 22
3.8. UPFRONT INCENTIVE BUYBACK AND TRANSITION TO CONSTRUCT 5 22
3.9. EXTENDING ENERGY STORAGE SOLUTIONS ENROLLMENT 23
3.10. TRANSFER OF ENROLLMENT 23
3.11. ELECTRONIC SIGNATURES 24

SECTION 4: ELIGIBILITY **25**

4.1. CUSTOMER AND SITE ELIGIBILITY 25
Add-On Systems *25*
Ownership *25*
4.2. STORAGE SYSTEM ELIGIBILITY 27
4.2.1. Technical Requirements *27*
4.2.2. Technology Updates *29*
4.3. ELIGIBLE CONTRACTOR, THIRD-PARTY OWNER, AND BESS AGGREGATOR REQUIREMENTS 29
4.3.1. Required Documentation for Eligible Contractors *30*
4.3.2. Required Documentation for Eligible TPOs *33*
4.3.3. Required Documentation for Eligible BESS Aggregators *35*
4.3.4. Eligible Contractor, TPO, and BESS Aggregator Application Process *35*
4.3.5. Eligible Contractor, TPO, OEM and BESS Aggregator Responsibilities and Conduct *37*
4.3.6. Eligible Contractor, TPO, BESS Aggregator, BESS Operator, or Eligible OEM Non-Performance, Misconduct, Improper and Illegal Behavior *38*
4.3.7. Disciplinary Action and Appeal *40*
4.3.8. Important Implementation Notices for Project Completion Policy *41*
4.3.9. List of Eligible Contractors, TPOs, and BESS Aggregators *42*

SECTION 5: OPERATIONAL CONTROL **43**

5.1.1. General Operating Standards *44*
5.1.2. Dispatching Passive and Active Services *45*
5.2. BATTERY SYSTEM MAINTENANCE, INTERNET CONNECTION, AND DURABILITY RESPONSIBILITY 46

SECTION 6: PROGRAM DISPATCH AND INCENTIVE STRUCTURE **48**

6.1. CUSTOMER CLASSIFICATIONS 48
6.2. PASSIVE DISPATCH 52
6.2.1. Legacy Passive Dispatch Season Performance and Claw Back 53
6.3. CALCULATION OF UPFRONT INCENTIVE 57
6.4. CALCULATION OF ENROLLMENT INCENTIVE (EFFECTIVE 4/1/26) 59
6.5. ACTIVE DISPATCH 60
6.6. ACTIVE DISPATCH INCENTIVE RATES AND AVERAGE PERFORMANCE 62
6.7. INCENTIVE PAYMENT PROCESS 63
Upfront and Enrollment Incentive Payments 63
6.8. DAYS FOR DISPATCH EVENTS 65
6.9. NO DEMAND RESPONSE EVENTS BEFORE LARGE STORMS 65
6.10. PERFORMANCE TESTING 65

SECTION 7: STORAGE CONFIGURATION CONSIDERATIONS 67

7.1. CO-PARTICIPATION IN ISO-NE MARKET PROGRAMS 67
7.2. ISO-NE MARKET PARTICIPATION VERIFICATION PROCESS 67
7.3. MONETIZATION OF CAPACITY RIGHTS 67
7.4. STORAGE CONFIGURATIONS & INTERCONNECTION 68
7.4.1. Renewable Energy Plus Storage 68
7.4.2. Storage Only Systems 68

SECTION 8: SYSTEM DISPOSAL 69

8.1 ELIGIBLE CONTRACTOR AND THIRD-PARTY OWNER RESPONSIBILITIES 69

APPENDIX A: ELIGIBLE EQUIPMENT LIST 70

APPENDIX B.1: RESIDENTIAL CUSTOMER TERMS AND CONDITIONS AND DATA RELEASE (ENERGYHUB) 71

APPENDIX B.2: RESIDENTIAL CUSTOMER TERMS AND CONDITIONS AND DATA RELEASE (UPLIGHT) 77

APPENDIX B.3: ENERGY STORAGE SOLUTIONS TERMS AND CONDITIONS AND DATA RELEASE (FOR ALL CUSTOMERS ENROLLING IN CONSTRUCT 5) 84

APPENDIX C: NEW TECHNOLOGY APPLICATION 93

APPENDIX D: OWNERSHIP TRANSFER ENROLLMENT FORM 107

APPENDIX E: COMMERCIAL AND INDUSTRIAL CUSTOMER OR ACTIVE DISPATCH ONLY TERMS AND CONDITIONS AND DATA RELEASE 109

APPENDIX F: DECOMMISSIONING PLAN 112

APPENDIX G: DIRECT PAYMENT BENEFICIARY FORM 114

Section 1: Acronyms and Glossary

Term	Acronym or Abbreviation	Definition
AC-Coupled BESS		BESS has a separate inverter from Solar PV system
Active Dispatch Only	Active Only	Enrollment in ESS Active Dispatch but specifically not Passive Dispatch. Such enrollment is not available after April 1, 2026 as Passive Dispatch will no longer be available.
Available Energy Capacity	Available Capacity	Remaining energy capacity (in kWh) of BESS at a given time. See also: State of Charge
Base Load		Commercial and industrial customer base load will be set equal to the C&I customer's average demand during April-May and October-November from the previous 12 months.
Battery Energy Storage System	BESS	Battery Energy Storage System: electrical, electrochemical, mechanical and other types of energy storage technologies for systems intended to supply electrical energy. Includes battery and inverter for the purposes of this Program.
Behind the Meter Storage	BTM	BESS serving onsite load, and it may be solar-paired or standalone.
(Eligible) BESS Aggregator		Entity responsible for the coordination of BESS participating in Active Dispatch events or Construct 5 events within the Program, working as an intermediary between the DERMS and the BESS Operator. Eligible BESS Aggregators will aggregate and enroll Eligible BESS into the Active Dispatch or Construct 5 portion of the Program for qualified customers.
BESS Operator		Entity responsible for the coordination of the BESS participating in dispatch events within the Program
Clawback Fee	Clawback; claw back; claw-back	A fee imposed on BESS owners participating in Legacy Passive Dispatch that is calculated based on Passive Dispatch nonperformance for a given season. See Section 6.1.2.
Commercial and Industrial	C&I	Includes market rate multifamily (5+ family) housing properties (i.e. housing not defined as "Affordable", see Multifamily Affordable Housing)
Commercial Operation Date	COD	The date the BESS was fully approved for dispatch in the program distributed energy resource management system (DERMS).
Confirmation of Enrollment	COE	Letter issued via email by Connecticut Green Bank to customers to formally confirm enrollment in the Program, including the applicable incentive amounts and rates.

Connecticut Green Bank	CGB; Green Bank	
Construct 5		The Program design approved by PURA in Dkt. 25-08-05 Final Decision dated 12/17/25. Effective April 1, 2026.
Customer Contract		A sales agreement (for cash purchase or loan), Lease Agreement, or Power Purchase Agreement.
Customer Enrollment Platform		Salesforce-based portal used by Eligible Contractors and TPOs to apply for ESS incentives on behalf of customers. Managed a by Connecticut Green Bank: https://ctgreenbank.my.site.com/
Department of Economic and Community Development	DECD	
DC-Coupled BESS		BESS and Solar PV system share an inverter
Distributed Energy Resource Management System	DERMS	The dispatching platform utilized by the EDCs to issue notification to Operators to discharge the BESS over a designated time period.
Electric Distribution Company	EDC	Eversource and United Illuminating
Eligible Contractor	Contractor	Company responsible for contracting the procurement and installation of a BESS for a customer.
Eligible Third-Party Owner	System Owner; TPO	Company responsible for owning and operating a BESS with a customer through a lease or power-purchase agreement.
Enrollment Incentive		See Upfront Incentive.
Front of the meter storage	FTM	BESS not serving load behind a customer meter.
Heavy-Duty Electric Vehicle	Heavy Duty EV	Motor vehicle whose propulsion is powered fully by electricity with a gross vehicle weight rating (GVWR) greater than 26,000 pounds.
Installed BESS		BESS is commissioned, approved, and energized, and fully operational, including fully integrated with EDCs DERMS platforms.
Islanding		Ability of BESS to provide back-up power to customer, within a reasonable time, during a power outage.
Last mile		Final internet connection to battery Inverter system. Typically, by battery manufacturer.
Legacy Program		Program design in effect from 1/1/22 through 3/31/26 consisting of Passive Dispatch and Active Dispatch elements.
Letter of Intent	LOI	Preliminary commitment of the Customer to install a BESS with an Eligible Contractor and/or TPO.

Light-Duty Electric Vehicle	Light Duty EV	Motor vehicle whose propulsion is powered fully by electricity with a gross vehicle weight rating (GVWR) less than 10,000 pounds.
Low-Income Households	Low-Income	Households with incomes below 60 percent of the state median income, and multi-family affordable housing as per PURA Final Decision in Docket 23-08-05.
Medium-Duty Electric Vehicle	Medium Duty EV	Motor vehicle whose propulsion is powered fully by electricity with a gross vehicle weight rating (GVWR) greater than 10,000 pounds but less than 26,000 pounds.
Multifamily Affordable Housing	MFAH, Affordable Multifamily Housing, AFMH	As defined in the RRES Program.
Original Equipment Manufacturer	OEM	Manufacturer of BESS product(s).
Override Conditions		Refer to situations where same-day dispatches occur with less than 24 hour notice.
Participant		The Third-Party System Owner of a BESS (if system is leased) or the host customer (if system is owned by the customer).
Passive Dispatch	Passive	Pre-scheduled dispatch events associated with the upfront Passive enrollment incentive from the Legacy Program. This upfront incentive is not available after April 1, 2026 as Passive Dispatch enrollment will no longer be available.
Performance Incentive		An incentive paid seasonally or annually to customers enrolled in Energy Storage Solutions based on the performance of their BESS in Active Dispatch events (based on average power rating throughout the entire season).
Power Purchase Agreement	PPA	
Program Administrators	PAs; Administrators	Collectively Eversource, United Illuminating, and Green Bank
Public Utility Regulatory Authority	PURA; Authority	
Rated Energy Capacity	Rated Capacity; Nameplate Energy Capacity	Nameplate energy capacity of the BESS (kWh).
Reservation Letter		Letter issued by Connecticut Green Bank to formally reserve capacity, including the applicable incentive amounts and rates, for a project to participate in ESS. See also: Reservation of Funds, Reservation of Capacity
Reservation of Funds	ROF, Reservation	Reservation for an Upfront or Enrollment Incentive amount + Performance Incentive rate are reserved for a project's participation in ESS

Reservation of Capacity	ROC, Reservation	Reservation for a Performance Incentive rate is reserved for a project's future participation in ESS.
Standalone		A BTM BESS not paired with a source of generation (i.e. solar, wind, etc.).
State of Charge	SOC	Remaining energy capacity (in kWh) of BESS at a given time. See also: Available Energy Capacity
Terms & Conditions and Data Release	T&C	
Third-Party Inspector		A contractor hired by the Green Bank to inspect projects in the Program.
Underserved Communities	Underserved	Distressed municipalities, according to the most recent list developed by DECD[1].
Upfront Incentive	Enrollment Incentive	An incentive paid upon commissioning of a BESS for enrollment in Energy Storage Solutions.
Vendor Fee	Performance Incentive Fee	Any fee taken by a BESS Operator or Aggregator in exchange for operating a customer's BESS, either as a flat rate or a percentage of performance incentives paid.

Remainder of this page intentionally left blank

[1] A distressed municipality includes municipalities that no longer meet the threshold requirements but are still in a 5-year grace period. (See definition at CGS Sec. 32-9p(b).) These municipalities are listed in the 2023 list below. Effective October 1, 2024 any municipality with a population greater than 100,000 shall be deemed to be a distressed municipality for a period of ten years subsequent to the date of such determination.

Section 2: Summary

Energy Storage Solutions, herein known as the "Program", is a voluntary incentive program offered to the residential, commercial, and industrial customers of The Connecticut Light and Power Company d/b/a Eversource Energy (Eversource) or The United Illuminating Company (UI) who are considering on-site energy storage solutions. The purpose of the following sections is to outline the purpose, requirements, steps, and expectations of the key parties involved in the application and incentive process. This document will also serve as a basis for compliance with the decision as listed below. The Program Administrators may submit a written request to PURA to modify the Program Manual or other Program guidelines and procedures at an appropriate time.

On July 28, 2021, the Connecticut Public Utilities Regulatory Authority (Authority) issued a final decision in Docket No. 17-12-03RE03, PURA Investigation into Distribution System Planning of the Electric Distribution Companies – Electric Storage (Decision) establishing a nine-year electric storage program, which shall be available to all customers and customer classes within the service territories of Eversource and UI, collectively, the electric distribution companies (EDCs).[2] The Decision also establishes the EDCs and the Connecticut Green Bank (CGB) as Program Administrators. The Authority's goal in the proceeding was to develop and implement a program for battery energy storage systems (BESS) connected to the electric distribution system that would provide multiple types of benefits to the grid, including ancillary services, peak shaving, support for the deployment of other distributed energy resources, and customer, local, or community resilience.

In the Decision, PURA identified seven key objectives for the Program, including:

1. Provide positive net present value to all ratepayers.
2. Provide multiple types of benefits to the electric grid (e.g., customer, local, or community resilience, ancillary services, peak shaving, avoiding or deferring distribution system upgrades, or supporting the deployment of other distributed energy resources).
3. Foster the sustained, orderly development of a state-based electric energy storage industry.
4. Prioritize delivering increased resilience to low-and-moderate income customers, customers in environmental justice or economically distressed communities[3], medical hardship customers, residents living in public housing, customers on the grid-edge who consistently experience more and/or longer than average outages during major storms, and critical facilities.
5. Lower the barriers to entry, financial or otherwise, for electric storage deployment in Connecticut.

[2] Connecticut Public Utilities Regulatory Authority, Final Decision, Docket No. 17-12-03RE03: PURA Investigation Into Distribution System Planning of the Electric Distribution Companies-Electric Storage, issued Jul. 28, 2021, available online at: https://www.dpuc.state.ct.us/2nddockcurr.nsf/8e6fc37a54110e3e852576190052b64d/6991ef77ba07bae18525875200794f7/$FILE/171203RE03-072821.pdf.

[3] Per Conn. Gen. Stat § 22a-20a, "environmental justice communities" are defined as a municipality on the Department of Economic and Community Development list of distressed municipalities or in a defined US census block. These defined census blocks are in municipalities that are not "distressed;" however, they have census block groups with 30 percent of their population living below 200 percent of the federal poverty level. A current list of environmental justice communities is available at: https://portal.ct.gov/DEEP/Environmental-Justice/Environmental-Justice-Communities.

6. Maximize the long-term environmental benefits of electric storage by reducing emissions associated with fossil-based peaking generation.

7. Maximize the benefits to ratepayers derived from the wholesale capacity market.

Residential and commercial and industrial customers of Eversource and UI are eligible to participate in the Program, with the Authority's end goal of deploying 580 megawatts (MW) of electric storage by 2030, allocated between residential and commercial and industrial customer classes as shown below:

Customer Class	Tranche 1	Tranche 2	Tranche 3	Tranche 4	Total
Residential	50 MW	50 MW	50 MW	0 MW	**150 MW**
Commercial and Industrial	50 MW	113.9 MW	126.1 MW	140 MW	**430 MW**
Total	**100 MW**	**163.9 MW**	**176.1 MW**	**140 MW**	**580 MW**
Note: On April 1, 2026, any remaining Tranche capacity will be reassigned to Construct 5.					

Through March 31, 2026, the Program consists of two key elements and is herein referred to as the Legacy Program:

Passive Dispatch: pre-scheduled by the Operator of Eligible BESS per program rules to 1) dispatch energy during established Passive event periods and 2) be overridden by the EDCs for Active Dispatch events or BESS Operators for weather-related or emergency situations. Compensated by an upfront incentive administered by CGB. Customers enrolled in Passive Dispatch are automatically also enrolled in Active Dispatch. **Passive Dispatch is no longer available for new enrollments as of April 1, 2026 and is herein referred to as Legacy Passive Dispatch.**

Active Dispatch: managed by the EDCs, which compensates participants for the average kW[4] dispatched during events over the summer and winter seasons. Compensated by a performance-based incentive structure administered by the EDCs. Customers may opt-out of Active Dispatch events on a **per-event** basis only. Opt-out methods are to be determined by the BESS Operator (i.e. via text message, web interface, app interface, etc.). **Active Dispatch will remain in place following the transition from the Legacy Program to Construct 5.**

Customers participating in the Legacy Program should note that opting out of an Active Dispatch event when a Passive Dispatch event has been cancelled for that day may negatively impact a customer's Passive Dispatch participation score. Construct 5 customers may opt out of Active Dispatch events without penalty. Please refer to Section 6 in this Program Manual for detailed participation requirements for Passive and Active Dispatch incentives.

Customer participation benefits and requirements will be determined by Customer Class as detailed in Table 1 below.

Table 1: Legacy Program Elements

Customer Description	Passive Dispatch	Active Dispatch
Residential or Commercial – Fully Enrolled (Legacy)	• Will receive upfront incentives • Required to participate in Passive Dispatch events according to established guidelines.	• Will receive performance incentives • As a pay-for-performance program, participation in Active events is optional[5]
Priority Customers[6][7] – Residential or Commercial – Fully Enrolled (Legacy)	• Will receive upfront incentives, including applicable adder(s) • Required to participate in Passive Dispatch events according to established guidelines.	
Residential or Commercial – Legacy Active Dispatch Only[8]	• Will not receive Upfront Incentives • Will not participate in Passive Dispatch events	

Table 2: Construct 5 Program Elements

Customer Description	Active Dispatch
Residential Customers (standard and grid-edge) [9][10]	• May receive Enrollment Incentives where applicable • Will receive Performance Incentives • As a pay-for-performance program, participation in Active events is optional
Commercial Customers (non-Priority)	• Will not receive Enrollment Incentives • Will receive Performance Incentives • As a pay-for-performance program, participation in Active events is optional
Commercial Priority Customers[13] [14]	• May receive Enrollment Incentives where applicable • Will receive Performance Incentives • As a pay-for-performance program, participation in Active events is optional

[5] See Section 6.1.2 Passive Dispatch Season Performance and Claw Back for additional details.
[6] Customers receiving incentive adder as defined in Section 6.1.1.1 to 6.1.1.4.
[7] Priority Customers that applied to ESS prior to January 1, 2023 may participate in ISO-NE Forward Capacity Markets (FCM) with approval from Program Administrators. Customers with a legacy approval for this benefit may request to exchange their FCM rights for a one-time 25% upfront incentive adder, provided the project has not yet received utility approval to energize. Requests must be made in writing to the Program Administrators (energystorage@ctgreenbank.com) before the project has received approval to energize from the utility.
[8] This category includes ConnectedSolutions transfer customers. Transfer Customer BESS must meet all Program requirements to be eligible.
[9] Customers receiving incentive adder as defined in Section 6.1.1.1 to 6.1.1.4.
[10] Priority Customers that applied to ESS prior to January 1, 2023 may participate in ISO-NE Forward Capacity Markets (FCM) with approval from Program Administrators. Customers with a legacy approval for this benefit may request to exchange their FCM rights for a one-time 25% upfront incentive adder, provided the project has not yet received utility approval to energize. Requests must be made in writing to the Program Administrators (energystorage@ctgreenbank.com) before the project has received approval to energize from the utility.

Equipment cannot be simultaneously enrolled in Energy Storage Solutions and ConnectedSolutions. Customers may enroll separate equipment in both Programs if desired (i.e. one BESS with legacy enrollment in ConnectedSolutions and, if technically feasible, a second BESS enrolled in ESS). ConnectedSolutions has ended new enrollments as of December 1st, 2023.

Table 3 below is a Program summary of the dispatch parameters for the Legacy Program:

Table 3: Legacy Program Elements (Effective 1/1/22 through 3/31/26)[11]

Program Element	Design Item	Summer	Winter
Passive Dispatch	Declining-Block Upfront Incentive	Varies by Program step, customer type, and building type. See "Passive Dispatch and Upfront Incentives" section	
	Events per Season	All non-holiday weekdays (~60) unless overridden for Active or Emergency event.	N/A
	Months	June, July & August	N/A
	Event Duration	3 Hours (uniform dispatch)	N/A
	Anticipated Dispatch Window	Between 5 PM and 8 PM	N/A
	Reserve Capacity	20% Required Reserve	N/A
Active Dispatch[12]	Flat Block Performance Incentive	Varies by customer size based on peak demand. See "Active Dispatch and Performance Incentives" section	
	Events per Season	30 to 60	1 to 5
	Months[13]	June through September	November through March
	Event Duration	1 to 3 hours	1 to 3 hours
	Potential Dispatch Window	12 PM to 9 PM (All Days)	12 PM to 9 PM (All Days)
	Reserve Capacity	OEM Minimum recommended capacity	

[11] The Program Administrators may choose to alter the dispatch schedule for both Passive and Active Dispatch programs to better achieve RIM targets based on annual EM&V reports. In the event that the Program Administrators determine that an alternate schedule is prudent, customers will be notified of the change before the start of a dispatch season and storage assets will be remotely reprogramed to a modified schedule.
[12] To the extent possible, EDCs will provide Program Participants notice of Active Dispatch Events to relevant stakeholders (customer, system owner, OEM, Operator, Contractor) 24 hours ahead of an event.
[13] EDCs may need to dispatch in off season months, on an as-needed basis.

Beginning April 1, 2026, the Program will transition to a performance-based, Active Dispatch-only model for all new applicants, herein referred to as Construct 5[14]. Construct 5 removes the Passive Dispatch track and existing Upfront Incentives, while increasing Active Dispatch Performance Incentives for new customers. All new residential enrollments will receive a targeted Enrollment Incentive, with residential Grid-Edge customers receiving an additional Enrollment Incentive adder. New commercial enrollments must pay a $350 non-refundable application fee, and priority commercial customers will receive a modest Enrollment Incentive. There is no Enrollment Incentive for non-priority commercial customers. Both residential and commercial customer groups will receive new, elevated performance incentive rates during the winter and summer seasons, with the option of receiving an annual or biannual (twice yearly) Active Dispatch Performance Incentive disbursement. Table 4 below references the programmatic changes effective April 1, 2026.

Table 4: Construct 5 Program Elements (Effective 4/1/26)

Program Element	Design Item	Summer	Winter
Construct 5 – Active Dispatch	Enrollment and Performance Incentives	Varies by customer type, grid-edge eligibility, and building type. See "Section 6: Program Dispatch and Incentive Structure" for additional details.	
	Events per Season	30-60	1-10
	Months	June through September	November through March
	Event Duration	1 to 3 Hours	1 to 3 Hours
	Anticipated Dispatch Window	12 PM to 9 PM (All Days)	12 PM to 9 PM (All Days)
	Reserve Capacity	OEM minimum recommended capacity	

Remainder of this page intentionally left blank

[14] Connecticut Public Utility Regulatory Authority, Final Decision, Docket 25-08-05, Annual Energy Storage Solutions Program Review – Year 5, issued Dec 17, 2025, available online at: https://www.dpuc.state.ct.us/dockcurr.nsf/8e6fc37a54110e3e852576190052b64d/b1de90d5e52b43d185258d630056a8bf?OpenDocument

Section 3: Enrollment

On December 17, 2025, PURA directed the Program Administrators to eliminate Passive Dispatch from Energy Storage Solutions for new customers effective no later than April 1, 2026. Please read this section carefully and consider which Program design is in effect at the point of sale or the time of enrollment (Legacy Program or Construct 5). Visit energystorageCT.com for the current Program status.

Customers may enroll in Energy Storage Solutions via their Eligible Contractor (Contractor) or Third-Party Owner (TPO) or Aggregator completing a project application (Application) on the Customer's behalf through the Customer Enrollment Platform. Enrollment in Energy Storage Solutions requires two steps: *Customer Enrollment* and *Battery Enrollment*.

- *Customer Enrollment* for most customers is completed in two stages via the Customer Enrollment Platform, which only Eligible Contractors and TPOs can access. The *application* stage collects the information necessary to issue a Reservation of Funds or Reservation of Capacity letter. The *completion* stage confirms the project is complete and operational, and provides information necessary to issue a Confirmation of Enrollment letter.

- *Battery Enrollment* can either be completed by the customer through their equipment's mobile app or website, or by the contractor or OEM as part of the commissioning process (not all OEMs support customer-led battery enrollment). This stage collects the customer's name and address, utility account number, and device information, which are automatically communicated and matched in the Customer Enrollment Platform.

- **Alternatively**, Customers may Self-Enroll via their BESS OEM, Operator, or Aggregator as described in Sec. 3.2.1 below. The Self-Enrollment process combines the *Customer Enrollment* and *Battery Enrollment* processes into a single step but **does not** allow the customer to access Upfront or Enrollment Incentives.

In the event that an Application is submitted for Upfront-, Enrollment-, or Performance-based Incentives that are outside the scope of use case examples within the Program Manual, or that were not discussed or presented within the regulatory process, then the Program Administrators have discretion to determine the appropriate incentive consistent with the public policy objectives of PURA. Additionally, for alternative energy storage technologies (see Sec. 4.1) that may be approved on a case-by-case basis, Program Administrators will work with the applicant to develop the appropriate enrollment route. Supplemental materials detailing such enrollment processes may be made available on www.energystorageCT.com.

3.1. Customer Enrollment Process–Legacy Program[15] and Construct 5

Sec 3.1 applies to **all** Energy Storage Solutions applicants (both Legacy Program and Construct 5)

The following steps outline the process flow for a typical project in Energy Storage Solutions from *Customer Enrollment* through *Battery Enrollment* and the onset of the performance period.

[15] Where applicable

1. Execute Customer Contract or LOI, Terms & Conditions and Data Release

Residential Customers must sign and execute a Customer Contract[16], with an Eligible Contractor and/or Third-Party Owner (TPO), noting the designation of associated parties responsible for administration of the project. The Customer Contract must comply with the requirements set forth in Sec. 4.3.

C&I Customers may sign a Letter of Intent (LOI) rather than a complete contract at the Application stage.

Customers must agree to and sign the Residential Customer Terms & Conditions and Data Release associated with their application type. Examples included in Appendix B and Appendix E[17].

2. Pay Application Fee (C&I Customers Only)

C&I Customers must pay a non-refundable $350 application fee to receive a Reservation Letter. Payment instructions will be provided at energystorageCT.com/contractor-resources and the Customer Enrollment Platform no later than April 1, 2026.

There is no application fee for Residential customers of any kind (including MFAH). Application fees for Hybrid Projects[18] will be calculated based on the proportion of the BESS capacity assigned to C&I.

3. Submit Interconnection Application

The Contractor, TPO, or Aggregator must submit a completed Interconnection Application to the applicable EDC in order to receive a Reservation Letter. Applicants must maintain an active interconnection application for the BESS. Applicants who subsequently withdraw their interconnection application or otherwise have the interconnection application cancelled risk losing Reservation. Program Administrators will work with Contractors, TPOs, or Aggregators as needed and reserve the right to determine whether projects with a withdrawn or cancelled interconnection application status should be cancelled.

C&I customers with base load[19] higher than the BESS maximum dispatch capability may request exemption from exporting requirements. Approval of such exemption will be at the discretion of Program Administrators.

Projects that apply for Active Dispatch enrollment after April 1, 2026 but that received interconnection approval before January 1, 2026 are not required to have an export interconnection. Any project with an interconnection approval dated January 1, 2026 or later must be approved for export.

4. Complete Customer Enrollment Application

[16] See definition of Customer Contract in Section 1 (Acronyms and Glossary)
[17] Visit energystorageCT.com/contractor-resources for more information.
[18] See Sec. 6.1.5
[19] Commercial and industrial customer base load will be set equal to the C&I customer's average demand during April-May and October-November from the previous 12 months.

Customers seeking participation in Energy Storage Solutions must be first deemed eligible. The Contractor, TPO, or Aggregator must register their respective Customers using the Customer Enrollment Platform to complete the Application. The Contractor, TPO, or Aggregator will follow instructions on the Enrollment Platform to submit a complete Application.

Communications and notifications for activity throughout the process will be sent via email to the email addresses on file in the Application.

To be considered complete, each Application will include, but may not be limited to, the following information submitted directly or via attached files in the Enrollment Platform:

- **a.** Customer, Contractor, Aggregator (if applicable) and TPO (if applicable) detailed contact and site information
- **b.** Service address where BESS is to be installed
- **c.** Designation of Performance Incentive recipient (default is system owner) and point of contact responsible for Application accuracy
- **d.** Signed Customer Contract or LOI for BESS
    i. For Residential projects, a signed sales agreement, lease, or power purchase agreement between the Customer and Contractor, TPO, or Aggregator is required.
    ii. For C&I projects, a signed Letter of Intent (LOI) between the Customer and Contractor, TPO, or Aggregator will be accepted during the initial application stage to receive a ROF.
- **e.** System description (make, model, and quantity of battery and inverter)
- **f.** Signed Program Terms & Conditions and Data Release
- **g.** Customer's choice of seasonal or annual Performance Incentive payments

5. Connecticut Green Bank Reviews Project for Eligibility and Technical Accuracy

After Application submittal, CGB staff will review the Application for accuracy and completeness. If additional information is needed, Contractor, TPO, or Aggregator will be notified via email of any deficiencies. The Applicant may be given a time frame to correct such deficiencies, as indicated in an email communication. If the Applicant has not corrected the deficiencies identified within the time allotted, CGB may move the incentive application to an "inactive" status[20]. Applicants may reapply at any time subject to Program availability.

6. Connecticut Green Bank Approves Project Application and Upfront Incentive

All C&I Projects with an estimated Upfront or Enrollment incentive below $500,000 require a Project Approval Form (PAF) that must be approved by Connecticut Green Bank Senior Staff. All C&I projects with an estimated Upfront or Enrollment incentive greater than or equal

[20] Including, but not limited to "Withdrawn" or "Cancelled".

to $500,000 will require approval from the Connecticut Green Bank Board of Directors (BOD).

Upon all Application requirements being satisfied, including applicable PAF or BOD approvals, CGB staff will electronically send a Reservation of Funds (ROF) or Reservation of Capacity (ROC) letter ("Reservation Letter") describing the estimated Upfront or Enrollment incentive (where applicable), the Performance Incentive rate reserved, and the expiration date of the Reservation Letter.

All residential projects shall have up to 24 months to reach operation upon issuance of Reservation Letter. CGB may approve extension requests beyond 24 months if the Extension Criteria below are met.

For commercial projects, CGB may approve extension requests beyond 24 months (if no System Impact Study) or 36 months (if the first extension request was granted) if the Extension Criteria below are met.

Extension Criteria

CGB may approve Reservation extension requests based on need. CGB may grant a second extension request if at least one of the following five criteria are met:

(1) the project is unique and more complex than ordinary BTM distributed generation installation projects, such as having additional technology-specific regulatory or local siting requirements;

(2) the project developer has worked diligently and in good faith in developing the project since inception;

(3) the project is near completion or likely to begin commercial operation within the requested extended deadline;

(4) a significant portion of the total project investment has already been made and would potentially be stranded if the contract is terminated; and/or

(5) the interconnection process extended beyond the utilities' initial estimates and/or significantly beyond the average interconnection process timeline.

It should be noted that extension requests will prolong the project completion deadline proportional to the delay experienced and/or the amount of time demonstrated that is needed to complete the project.

Extension requests should be submitted via email to energystorage@ctgreenbank.com with the subject line "Extension Request: ESS-#####[21]" and will be reviewed on a per-project basis by CGB.

7. Construction Phase

The Contractor or TPO may pursue the construction schedule that best suits the project needs, although the Program Administrators anticipate that the majority of projects will not

[21] Where "ESS-######" refers to the project's unique project ID as shown in the Enrollment Platform.

begin construction until the Customer Contract has been executed[22]. Upon construction completion and within the allowable timeframe if the extensions are granted, the Contractor or TPO will notify the Program Administrators of the commercial operation date (COD) via the Customer Enrollment Platform and that the system is ready for verification via submission of project completion materials in the Enrollment Platform. Connection to any building's electrical service or utility meter can only be performed by a licensed Connecticut E-1.

8. **Inspection**

   Battery inspections are optional and inspections will be conducted only upon customer request. Customers interested in having their batteries inspected must indicate their preference by opting in during the incentive application process, and the inspection will take place after the project is built and submitted for completion.

9. **Battery Enrollment**

   As part of the Construction Phase, the Eligible Contractor or other party responsible for installation of the BESS will facilitate enrollment of the BESS in the relevant DERMS platform. The method by which this is performed will vary depending on the BESS OEM or Operator. Once successfully enrolled, the Program Administrators will be able to confirm that the BESS is operational through the DERMS portal.

10. **Approval and Payment of Upfront Incentive**

    Upon confirmation that the system is energized and operational, has passed all applicable inspections (if opted-in), has received final approval from the EDC, and is reporting in the appropriate DERMS platform, a Confirmation of Enrollment letter will be issued by the Program Administrators confirming the final approved Upfront or Enrollment Incentive amount (where applicable) and the approved Performance Incentive rate. The Upfront or Enrollment Incentive will be approved for payment as described in Section 6. The project will be considered "Complete" and operational at this point to begin its 10-year enrollment period.

3.2. Customer Enrollment Process–Legacy Program Active Dispatch Only (No Upfront Incentive) or Construct 5 Active Dispatch (No Enrollment Incentive)

Customers who wish to self-enroll in Active Dispatch **and forego Upfront or Enrollment Incentives** may do so through multiple channels[23]. Customer-Led Enrollment in Active Dispatch should be done after the system is installed, operational, has received utility approval to energize, and is connected to the relevant DERMS platform.

3.2.1. BESS Operator, BESS Aggregator, or OEM-Led Self-Enrollment

[22] Customers requesting an Upfront Incentive may not install systems prior to Reservation of Funds (ROF).

[23] The enrollment options offered in Section 3.2 were originally created for customers who elected not to participate in Passive Dispatch, foregoing the Upfront Incentive. As Passive Dispatch enrollment ends on April 1, 2026, the Program Administrators do not expect the processes described in Section 3.2 will be utilized for regular enrollments. However, they will remain available for customers who do not qualify for an Enrollment Incentive (i.e. customers applying more than 6 months post-interconnection approval). See Section 4.1, Customer and Site Eligibility for more information.

Customers who wish to self-enroll in Active Dispatch via the web or app interfaces provided by their BESS Operator, BESS Aggregator, or OEM (In-App Enrollment) may do so by following the instructions provided in the interface. The Program Administrators reserve the right to grant or revoke the ability for BESS Operators, Aggregators, and OEMs to enroll customers via this channel.

1. **Execute Customer Terms & Conditions and Data Release**

   Residential Customers must agree to and sign the Residential Customer Terms & Conditions and Data Release associated with their Eligible Equipment or BESS Operator or Aggregator. Example included in Appendix B.

   C&I Customers must agree to and sign the Commercial and Industrial Customer Terms and Conditions and Data Release included in Appendix G.

   This may be done directly within the In-App Enrollment process.

2. **Submit Application Fee Payment (C&I Customers Only)**

   C&I Customers must pay a nonrefundable $350 application fee to receive a Reservation of Funds or Reservation of Capacity. Payment instructions will be provided at energystorageCT.com/contractor-resources and the Customer Enrollment Platform no later than April 1, 2026.

   There is no application fee for Residential customers (including MFAH). Application fees for Hybrid Projects[24] will be calculated based on the proportion of the BESS capacity assigned to C&I.

3. **Complete Customer Enrollment Application**

   Customers will follow a process for In-App Enrollment managed by the BESS Operator, Aggregator, or OEM and approved by the Program Administrators.

   To be considered complete, each Application will include, but may not be limited to, the following information:

   a. Customer contact and site information

   b. Service address where BESS is to be installed

   c. System description (make, model, and quantity of battery and inverter)

   d. Signed Program Terms & Conditions and Data Release

   e. Designation of annual or seasonal Performance Incentive payments

   f. Designation of Performance Incentive recipient (optional)

4. **Connecticut Green Bank Reviews Project for Eligibility and Technical Accuracy**

   After Application submittal, CGB staff will review the Application for accuracy and completeness. If additional information is needed, Customer will be notified via email of any

[24] See Sec. 6.1.5

deficiencies. The Customer may be given a time frame to correct such deficiencies, as indicated in an email communication. If after this extended time the Applicant has not provided the requested information, Program Administrators may elect to move the incentive application to an "inactive" status[25]. Customers may reapply at any time subject to Program availability.

5. **Battery Enrollment**

   CGB will confirm that the BESS is operational through the DERMS portal. CGB may utilize interconnection application information provided by the EDCs to enter applicant customers in the Customer Enrollment Platform.

6. **Approval and Enrollment**

   Upon confirmation that the system is energized and operational, has passed all applicable inspections (if opted-in), has received final approval from the EDC, and is reporting in the appropriate DERMS platform, a Confirmation of Enrollment will be issued by the Program Administrators confirming the customer's enrollment in Active Dispatch. The project will be considered "Complete" and operational at this point to begin its 10-year enrollment period.

3.2.2. Customer Enrollment Platform "Self-Enrollment"



Sec 3.2.2 applies only to customers enrolling in Legacy Program "Active Dispatch Only" (i.e. foregoing Passive Dispatch) **prior to April 1, 2026**. It does not apply to Construct 5 customers applying on or after April 1, 2026.

Customers who wish to enroll in Legacy Program "Active Dispatch Only" via the Customer Enrollment Platform (and not via Self-Enrollment) must do so via an Eligible Contractor, Eligible TPO, or Eligible BESS Aggregator with access to the Customer Enrollment Platform. The Contractor will follow the following process:

1. **Submit Signed Customer Terms & Conditions and Data Release**

   Residential Customers must agree to and sign the Residential Customer Terms & Conditions and Data Release associated with their Eligible Equipment or BESS Operator. Example included in Appendix B.

   C&I Customers must agree to and sign the Commercial and Industrial Customer Terms and Conditions and Data Release included in Appendix E.

2. **Complete Customer Enrollment Application**

   Customers seeking participation in Energy Storage Solutions must be first deemed eligible. The Contractor or TPO must register their respective Customers using the Customer Enrollment Platform to complete the Application. The Contractor or TPO will follow instructions on the Enrollment Platform to submit a complete Application.

[25] Including, but not limited to "Withdrawn" or "Cancelled".

Communications and notifications for activity throughout the process will be sent via email to the email addresses on file in the Application.

To be considered complete, each Application will include, but may not be limited to, the following information submitted directly or via attached files in the Enrollment Platform:

a. Customer, Contractor, and TPO (if applicable) detailed contact and site information

b. Service address where BESS is to be installed

c. Designation of incentive recipient (default is system owner) and point of contact responsible for Application accuracy

d. Signed Program Terms & Conditions and Data Release

3. **Connecticut Green Bank Reviews Project for Eligibility and Technical Accuracy**

   After Application submittal, CGB staff will review the Application for accuracy and completeness. If additional information is needed, Contractor or TPO will be notified via email of any deficiencies. The Applicant may be given a time frame to correct such deficiencies, as indicated in an email communication. If after this extended time the Applicant has not provided the requested information, CGB may elect to move the incentive application to an "inactive" status[26]. Applicants may reapply at any time subject to Program availability.

4. **Battery Enrollment**

   CGB will confirm that the BESS is operational through the DERMS portal. CGB may utilize interconnection application information provided by the EDCs.

5. **Approval and Enrollment**

   Upon confirmation that the system is energized and operational, has passed all applicable inspections (if opted-in), has received final approval from the EDC, and is reporting in the appropriate DERMS platform, a Confirmation of Enrollment will be issued by CGB confirming the customer's enrollment in Active Dispatch and applicable Performance Incentive rate. The project will be considered "Complete" and operational at this point to begin its 10-year enrollment period.

3.3. Customer Enrollment Process – Transfer from ConnectedSolutions

The following steps outline the expected process flow for how Transfer Customers will be enrolled into Energy Storage Solutions. Note that Transfer Customers do not qualify for Passive Dispatch, Upfront Incentives, or Enrollment Incentives; Transfer Customers may only qualify for Active Dispatch performance incentives.

Note: Transfer Customers are included in the Residential and Commercial – Active Dispatch Only Customer Class shown in Table 4.

[26] Including, but not limited to "Withdrawn" or "Cancelled".

Transfer Battery Enrollment Steps and Milestones

1. **Application Approval and Acceptance**

   The system owner or BESS Operator or OEM may request transfer by contacting the Program Administrators directly. All relevant data will be inputted into or transferred within the DERMS platform and the project will be registered. All customers seeking participation in Energy Storage Solutions must submit a signed Program Terms & Conditions and Data Release applicable to their BESS OEM or customer class. See Appendix B and Appendix G for more information.

2. **Connecticut Green Bank Reviews Project for Eligibility**

   CGB will verify the signed Program Terms & Conditions and Data Release and verify that the customer's BESS is listed as Eligible Equipment in Energy Storage Solutions and meets all other eligibility requirements for Active Dispatch in Energy Storage Solutions. Note that export interconnection approval is not required for Transfer Customers who interconnected their system prior to January 1, 2026.

3. **Transfer and Enrollment**
   Upon verification of eligibility, the Program Administrators will work with the EDCs and the appropriate DERMS provider to transfer the customer's enrollment into Energy Storage Solutions. The customer will receive a Welcome Letter via email confirming the transfer.

3.4. Enrollment Deadlines and Milestones

Customers may enroll at any time for a period of ten (10) full years. See Section 6.1 for more information.

3.5. Project Verification

3.5.1. Project Inspections

To qualify for an Upfront or Enrollment Incentive, Contractors or TPOs must agree to provide the CGB with a Self-Inspection report (including all required photos) at project completion, along with all other project completion paperwork. CGB staff will review Self-Inspection report submission and follow up with the Contractor or TPO as needed. Contractors or TPOs will submit Self-Inspection reports via the Customer Enrollment Platform in accordance with guidelines described in the current Process Guides.

A copy of the Third-Party Inspection Checklist is posted at the Energy Storage Solutions website for reference when a customer elects to have their project inspected.

The Program Administrators reserve the right to have a representative of the Program Administrator conduct a field inspection of the completed system to verify information submitted in the self-inspection report and Application materials, as well as inspect the system with respect to: battery system communication status to assure that the battery can dispatch to meet Program requirements as well as meet customer backup power needs, equipment verification, safety considerations, workmanship, and other considerations such as local and state codes, laws and regulations (though adherence to applicable codes are primarily the purview of municipal inspections). Contractors or TPOs must allow this representative to inspect the completed and interconnected BESS, though

Customers may decline the Inspection if they choose. Contractor or TPO and Customer will have the right to be present for the Program Administrators' Field Inspection as safety allows and at the discretion of the inspector. The Program Administrators and inspectors will coordinate inspection following Contractor or TPO's submission of proof of project completion if Host Customer opted into a Third-Party Inspection.

Upon the second instance of a re-inspection at one (1) or more sites, the Contractor or TPO may be required to pay the costs of follow-up inspection.

Discrepancies found between incentive applications and inspection reports will be reviewed by CGB. CGB reserves the right to adjust Upfront or Enrollment Incentive calculations based on inspection reports or other submitted documentation and will make a final decision on incentive adjustments due to inspection failures. Incentive adjustments made as a result of inspection reports may only decrease the total incentive level; never increase. Contractor or TPO is responsible for the original Incentive calculation and will therefore be held responsible for any reduction in incentive amount as a result of the inspection report or other submitted documentation. Reduction in incentive as a result of Contractor or TPO mistake or negligence shall not be passed on to customers.

CGB may decide to inspect a completed system based on the installer history, the Self Inspection Checklist, the customer availability, and if the Host Customer opted into an inspection. The Program Administrators will work to ensure that inspections are performed in a reasonable timeframe and do not impose an excessive burden or inconvenience on customers, or Contractors and TPOs in good standing. Customers may still decline the inspection. The Program Administrators may modify its inspection policy to better accommodate Contractors or TPOs. Adjustments to the policy and/or processes will be detailed at energystorageCT.com.

3.6. Project Completion Policy

To ensure good stewardship of Energy Storage Solutions incentive funds, the Program Administrators will enforce a Project Completion policy. Approval of new incentive applications may be suspended and/or projects considered cancelled by the Program Administrators for projects that are non-compliant based on any of the eligibility requirements outlined above or any of the following rules:

1. Project Expiration
2. Inspection Failures and Delays
3. Completion Deficiencies

Project Expiration

Reservations may be cancelled for projects if their incentive approvals expire. Projects will be considered expired when a Contractor or TPO has projects that have passed the timeframe (as specified in Reservation of Funds letter) listed in incentive reservation letters or on the Energy Storage Solutions website, where applicable, whichever is later. Projects are Expired if all completion paperwork has not been submitted. Expired Projects may have their project status changed to "Cancelled". Contractor or TPO may resubmit for approval at then-current incentive level unless the incentive level has increased and if project has not yet been installed. Incentive payments

that were already received for cancelled projects must be returned to the Program Administrators within 30 days of cancellation.

The Program Administrators reserve the right to modify schedule, deadlines, and timelines associated with Project Expiration and will post notice via the Enrollment Platform in the event of any changes.

Inspection Failures and Delays

Incentive reservations may be cancelled if projects fail to meet inspection deadlines:

1. Failed Inspection of 90+ days – Any projects in "Failed Inspection" status for 90 days or more. Contractor or TPOs may be granted an exemption if they can demonstrate a delay outside Contractor or TPO control.
2. Delayed Self-Inspection – Consistent failure to submit Self-Inspection documentation.
3. Fail to report energy data to the Program Administrator's Performance Data Monitoring platform

Completion Deficiencies

Projects will be rejected if responsible party fails to submit complete project completion information and paperwork, including but not limited to: inspection documentation, updated system specifications, certificates, change orders, signatures, audit trails and document revisions.

3.7. Unenrolling from Energy Storage Solutions

Customers who enroll in Energy Storage Solutions will remain enrolled for 10 years from the date of Commercial Operation or until they provide written notice to the Program Administrators that they want to be removed from the Program.

Unenrolling from Active Dispatch

Once a season (summer or winter) starts, the customer must stay enrolled for the entire season to receive the performance incentive. A customer cannot un-enroll midway through a season and receive a performance incentive averaged for fewer events than all the other Program participants. Once customers are unenrolled from Active Dispatch, they will have no obligation to participate in dispatch events. For customers who enrolled on or after April 1, 2026 and received an Enrollment Incentive, there is no requirement to return any portion of the Enrollment Incentive.

Unenrolling from Passive Dispatch

Unenrolling from Passive Dispatch before 10 years of system operation will result in non-compliance with Program requirements[27] and the customer will be required to return a prorated portion of the un-earned Upfront Incentive as determined by CGB. Once funds have been returned as requested, the customer will have no obligation to participate in Passive Dispatch events.

3.8. Upfront Incentive Buyback and Transition to Construct 5

[27] See Section 6.1.2

Residential customers enrolled in Legacy Passive Dispatch may elect to repay the unearned portion of the original Upfront Incentive in order to transition from Legacy Passive Dispatch to Construct 5 Active Dispatch, subject to the requirements of Section 3.8 and any other application Program rules. This option is not available to C&I customers.

The unearned portion of the Upfront Incentive may be repaid by the System Owner, OEM, Eligible Contractor, financing entity, TPO, or another Program Administrator-approved third party on behalf of the Customer. Repayment of the required amount shall permit the project to transition from Legacy Passive Dispatch to Construct 5. Projects utilizing an Upfront Incentive Buyback to transition into Construct 5 are not eligible to receive Construct 5 Enrollment Incentives. Such projects may remain eligible for applicable Performance Incentives under Construct 5, subject to all other Program requirements.

The required repayment amount shall be calculated based on the remaining term of the Customer's original ten (10) year enrollment obligation, inclusive of any applicable Clawback amounts resulting from noncompliance that have been approved, or not waived, by PURA. For example, a Customer with five (5) years remaining in the original enrollment term shall repay fifty percent (50%) of the original Upfront Incentive, plus any outstanding non-waived Clawback Fees. The PAs will make an effort to accommodate mid-season switch requests, but program acceptance may be delayed due to other commitments at that time.

Where repayment is proposed by a third party, the Program Administrators shall require written approval from the system owner prior to approving the transition to Construct 5. Any project transitioning from Legacy Passive Dispatch to Construct 5 is expected to remain operational and capable of participation in Active Dispatch for ten (10) years.

Upon receipt and verification of the required repayment amount, and satisfaction of all other applicable Program requirements, the Customer's enrollment will be transitioned from Legacy Passive Dispatch to Construct 5. Upon such transition, the Customer will no longer be subject to Legacy Passive Dispatch participation requirements or future Passive Dispatch clawback exposure.[28]

3.9. Extending Energy Storage Solutions Enrollment

After 10 years of system operation, BESS may still have useful life. Customers wishing to continue participation in Active Dispatch (and associated performance incentives) may apply for an extension (subject to Program availability) and will be eligible to receive performance incentives at the rate applicable at the time of re-enrollment.

3.10. Transfer of Enrollment

The Program Administrators will allow customers to transfer Program enrollment to other customers. If a customer moves out of their residence/facility leaving their BESS behind, the new occupant and BESS owner will be required to notify the EDCs of the change in ownership in order to ensure future performance payments will be processed to the new owner. The new owner will complete a BESS Ownership Transfer Form (See Appendix D) through the Enrollment Platform. Information required will include contact information (name, email, phone), address, and the new

[28] https://www.dpuc.state.ct.us/dockcurr.nsf/8e6fc37a54110e3e852576190052b64d/f443e4a4254e016585258dee0065d70c/$FILE/25-08-05%20Motion%20No.%2018%20Ruling.pdf

utility electric account number. For installations where the seller financed a portion of the BESS and a direct payment recipient was named during the application process, the seller will be responsible for notifying the direct payment recipient of the transfer or decision to unsubscribe from the program.

If a customer moves out of their residence/facility leaving their BESS behind, and the new occupant does not participate in Passive Dispatch (where applicable), then the original customer who entered into the Program Contract is responsible for returning a prorated portion of the Upfront Incentive (where applicable) upon property transfer.

3.11. Electronic Signatures

Contractors and TPOs may use and allow their retail customers to use electronic signatures in lieu of wet signatures for contracts and other documents in the Program and create such contracts and other documents in electronic form. Electronic signatures must (a) use logically attached or associated with the electronic contract or other document being created and is verifiable, (b) include a date and time stamp of the electronic signature and an electronic audit trail of the electronic signature and the electronic contract or other document that is created, and (c) be sure the electronic contract or other document is created and retained in a secure electronic environment that preserves the integrity of the electronic contract and all the information contained therein and can be made available to the Program Administrators upon its request.

Examples of electronic signature technology systems that are acceptable to the Program Administrators include DocuSign, HelloSign and Adobe Sign. Only commercially available third-party platforms are accepted. The Program Administrators will not accept electronic signatures that have been digitally altered, copied, or placed using computer software that does not provide a verifiable electronic audit trail.

Remainder of this page intentionally left blank

Section 4: Eligibility

4.1. Customer and Site Eligibility

To be eligible for Energy Storage Solutions, the customer must have a UI or Eversource electric service account located in Connecticut and the BESS must be located at the electric service account location.[29] Additionally, the residential, commercial, or industrial building must be connected to the grid by agreement with the EDCs.

Systems energized or installed prior to January 1, 2022 are not eligible for the Upfront Incentive but may apply to participate in Energy Storage Solutions as an Active Dispatch Only or Transfer Customer per Section 3. Such customers will only be eligible for Performance Incentives.

Systems energized after January 1, 2022, but prior to the contractor or equipment receiving Program approval (for up to one year) may still qualify for an Upfront or Enrollment Incentive, ensuring that early adopters are not penalized for moving forward before contractor approval processes were finalized. Beyond this, only systems energized no more than six months prior to Program enrollment will remain eligible for the Construct 5 Enrollment Incentive. The Program Administrators reserve the right to audit such applications and decide whether the project meets the criteria for approval. Eligible customers can receive Upfront or Enrollment Incentives and Performance Incentives at the rates in effect at the time of Reservation of Funds or Reservation of Capacity.

Add-On Systems

Additional capacity added to existing BESS may be eligible for Energy Storage Solutions, subject to the discretion of the Program Administrators and an analysis of the proposed system to include age and functionality verification of the existing BESS components. Total Upfront Incentives provided for BESS(s) enrolled in Passive Dispatch at a single residential unit shall not exceed $16,000. There is no cap on Enrollment Incentives. Enrollment start/end dates may be adjusted at the Program Administrators' discretion. Additionally, Customers who received an Upfront Incentive and install an additional complete BESS can qualify for an Enrollment Incentive under Construct 5 for the additional system at the discretion of the Program Administrators.

Ownership

BESS's may be owned by: (1) the customer or (2) a third-party operator (TPO) with the customer's permission as indicated in the Application. All Energy Storage Solutions rules must be met regardless of the BESS's owner. In the instance that there is a change in TPO or Contractor, the Customer must notify the Program Administrators in writing to request an evaluation of the new agreement and/or new TPO.

For customers purchasing a BESS from a qualified Contractor, the customer will retain title to the equipment purchased. The Contractor is responsible for ensuring all equipment is installed in accordance with manufacturer specifications and warranty provisions when system is placed in

[29] New construction or new service customers may submit proof that a new service has been requested at application. Incentive payments will not be issued until the Program Administrators have confirmed that electric service has been established with Eversource or UI.

service. The Contractor will be held responsible for any actions that void equipment warranties due to workmanship.

If the BESS is owned by a TPO, the equipment title shall remain with the TPO.

Energy Efficiency Audits

For residential customers at the time of Completion, the Customer must have either completed a Home Energy Solutions (HES), Home Energy Solutions Income-Eligible (HES-IE), or an equivalent energy assessment[30] after 2011 or must have scheduled such an assessment. Information on scheduling HES and HES-IE assessments is available at:

- Home Energy Solutions-Income Eligible: https://energizect.com/your-home/solutions-list/save-energy-and-money-all-year-long/
- Home Energy Solutions: https://energizect.com/your-home/solutions-list/home-energy-solutions-core-services/

In certain limited circumstances, one-to-four family homes are not required to have HES or HES-IE assessments. Exemptions to the HES audit requirement are permitted in only the following instances:

1. BESS is co-located with solar and is participating in the Residential Renewable Energy Solutions (RRES) Program or the solar portion participated in the Residential Solar Investment Program (RSIP).
2. Homes built on or after January 1, 1980 are not required to have an energy assessment in order to apply for the Program. If the applicant would like to waive the energy assessment requirement due to the home being built in 1980 or more recently, the applicant needs to provide a property assessor's card verifying the built date with the application submission. Partial new construction or renovations will not be considered for waiving the energy assessment requirement.
3. Gut Rehabilitation: if the home has been or will be completely stripped to its frame and rebuilt, then at minimum, Contractor or Homeowner may follow exception listed above, if applicable.
4. Health and Safety Concern: Technician cannot perform energy efficiency audit due to health and/or safety concerns (i.e., mold, asbestos, vermiculite, etc.). In this case, a letter should be provided specifying the issues that prevent the audit or certain measures from being performed.
5. If a home built before January 1, 1980 was not able to move forward with a HES or HES-IE assessment due to the existence of a Health and Safety Concern described above, or if the home is not eligible for efficiency measures to be installed due to the age of the home per HES technician documentation, the Program Administrators will accept proof of completion of a Department of Energy Home Energy Score (DOE HE Score) performed at the residence. In addition, the Program Administrators will also accept proof that a

[30] Program Administrator will accept energy efficiency audits conducted in-person by a technician certified by the Building Performance Institute (BPI), HERS, or Home Performance with Energy Star. A copy of the audit report must be provided to the Program Administrator. The Program Administrators must approve "HES equivalent" energy audit types.

Weatherization Assistance Program (WAP) assessment was performed at the residence within 15 years of the Application.

The Program Administrators recommend that commercial and industrial customers participating in Energy Storage Solutions have an energy efficiency audit performed by a qualified individual prior to system installation to ensure maximum resiliency benefits.

4.2. Storage System Eligibility

While Energy Storage Solutions is primarily designed for electrochemical battery energy storage, the Program Administrators will consider enrollment of electric storage technologies beyond electrochemical battery energy storage systems (see Appendix A for complete list of Eligible Equipment). Other electric storage technologies eligible for the ESS Program include but are not limited to: mechanical storage; thermal storage; and pumped hydropower. Electric vehicles are not allowed in the ESS Program at this time. All technologies must use the same incentive calculation methodology with incentive rates based on kW and kWh measurements. The EDCs have detailed their technical and Program requirements below.

4.2.1. Technical Requirements

The Program Administrators have developed the following technical requirements for eligible electric storage technologies with which all BESS OEMs, Operators, and Aggregators must comply in order to participate in the Program. Note that Program Administrators may modify these requirements for the case-by-case approval of certain mechanical, thermal, pumped hydropower, or V2G technologies.

Required only for **Legacy Passive Dispatch** enrollment:

- For new BESS (installed after January 1, 2022): Commercially available, carrying at least a 10-year manufacturer warranty with customer service and technical support provided by the manufacturer.
    - Customers with already-installed BESS that qualify under Section 4.1 for Passive Dispatch must have at least 7 years remaining on their BESS warranty at the time of Application.
- The equipment supplier should maintain the rated Power Capacity for a 10-year service life of the project with an availability standard (>90% availability if possible).
- All Passive Dispatch participants should aim to discharge 80% of their nameplate capacity during Passive Dispatch whenever possible, to maximize the Program's peak reduction benefits. Thus, equipment that cannot achieve this standard (i.e.: inverter rating is too low for such dispatch to be possible) may not be accepted and enrolled in Passive Dispatch or may receive a prorated incentive for a lower energy capacity.
- The rated Energy Capacity shall be on an annual schedule over a 10-year period, or based on total energy throughput, to accomplish use-case objectives.
- Minimum 70% round-trip efficiency.

Required for **all** systems (both Legacy Program and Construct 5):

- The electric storage technologies shall be capable of and must comply with all relevant scheduling commands to provide Power Capacity, Energy Capacity, and Annual Cycle requirements.
- Permanently installed, grid connected, and behind the meter (BTM)[31]. Portable devices are not accepted.
- Adhere to all applicable structural, building, and local codes, laws and regulations.
- BESS design approved by the EDC as part of the interconnection process. BESS enrolling in Legacy Program and those interconnected on or after 1/1/26 must be approved to export power to the distribution grid.
- BESS must be capable of islanding from the grid during outage events[32]
- The OEM (or BESS Aggregator or Operator or TPO) should offer service with capacities that include:
    - Customer enrollment into an approved DERMS platform
    - Record of customer name, site address, utility account number, battery OEM, device universal unique identifier (UUID), and BESS kW and kWh capacities
    - Charge and dispatch control of individual systems
    - Ability to send dispatch commands and receive inverter and critical operating data in real time (max of 15-minute intervals). Performance data upload to the DERMS must take place with no more than 1-month latency.
    - Any applicable Vendor Fees will be publicly available in the Eligible Equipment List referenced in Appendix A.

There are numerous codes and standards that apply across the BESS technological landscape. Some of these standards apply across all the technologies such as electricity metering, communication standards, building, and electric codes. Individual technologies, such as different battery chemistries or mechanical energy storage, may have specific standards that apply while emerging technologies are pushing these standards to be constantly evolving. Systems installed under Energy Storage Solutions should adhere to all applicable standards including, but not limited to, the following list:

- American National Standards Institute (ANSI 62.41 – Surge suppression, ANSI C12.1 – AC Electric Metering)
- Institute of Electrical and Electronics Engineers (IEEE 519 - Harmonics, IEEE1547 – Inverters, Controls, etc.)

[31] Program Administrators will consider front-of-the-meter (FTM) systems for qualified MFAH projects on a case-by-case basis only where 1) a BTM configuration is prohibitively expensive or unnecessary, 2) the site cannot benefit from demand management, and 3) the system can still provide resilience benefits to the customer.
[32] The BESS must be able to provide back-up power to the customer within a reasonable time in the event of an outage.

- Underwriters Laboratories (UL1741SA – Smart Inverters, UL 62109 – Inverter safety, UL 1642 – Standard for Lithium Batteries, UL1973 – Stationary Batteries, UL 9540 – Energy Storage Systems and Equipment, UL 9540a – Thermal Runaway and Flame Propagation)
- National Fire Protection Association (NFPA855 - Standard for the Installation of Stationary Energy Storage Systems), latest version
- National Electric Code, latest version
- Connecticut Building Code, latest version
- Local Building and Safety Codes, latest version
- Federal Communications Commission (FCC Part 15A)
- Cyber Security Framework (NIST 800-171, ISO 27001)

Installations' adherence to the applicable codes and standards assures safe and successful design, fabrication, procurement, and installation of a fully functional BESS that meets or exceeds all technical requirements, including protective and reverse-power relaying, and connection to the BESS step-up transformer secondary connections and the EDC's Supervisory Control and Data Acquisition (SCADA) interface. All communications equipment/software within the BESS, which are necessary for integration of the existing SCADA network are also driven by these standards and the preference of the EDC.

4.2.2. Technology Updates

During annual or Program review periods, the Program Administrators will provide an updated list of eligible electric storage technologies to the Authority. The list will include all relevant Program documentation on Green Bank, EnergizeCT, and the EDCs' respective websites. If a Customer, Contractor, or TPO proposes to participate in Energy Storage Solutions using technologies not already approved, the Contractor or TPO must submit a New Technology Application form. The Program Administrators will evaluate all applications and the technology will be accepted or rejected at the Program Administrators' discretion based on its conformance to the technical and Program requirements defined above (See Appendix C). The battery technology will not receive final approval and Eligible Equipment listing until the equipment is fully integrated with the respective DERMS vendor and is capable of meeting all program dispatch and telemetry requirements. Integration is completed at the applicant's expense (OEM, BESS Operator, etc.).

4.3. Eligible Contractor, Third-Party Owner, and BESS Aggregator Requirements

Eligible Contractors will design, sell, install, and/or service BESSs to customers in Eversource and UI territories. Eligible Third-Party Owners will own and operate BESSs to customers in Eversource and UI territories. To qualify, Eligible Contractors and Third-Party Owners must be properly insured and meet Connecticut's occupational and professional licensing requirements, such as Connecticut Master Electrician (E-1) license and/or Connecticut Home Improvement Contractor (HIC) registration where necessary.

Eligible BESS Aggregators are responsible for the coordination of BESS within the Program, working as an intermediary between the DERMS and the BESS Operator. Eligible BESS Aggregators will aggregate and enroll Eligible BESS into the Active Dispatch portion of the Program for qualified customers.

While the Eligibility applications are only submitted once, Contractors, Third-Party Owners, and BESS Aggregators, may be required to submit documentation agreeing to Program Manual updates and or Terms and Conditions updates as needed to maintain eligibility.

4.3.1. Required Documentation for Eligible Contractors

This section is only applicable to Contractors intending to sell or sell and install a BESS for residential and/or commercial and industrial (C&I) customers or install for a TPO.

To apply to become an Eligible Contractor in Energy Storage Solutions, applicants must provide the following documentation electronically or through the Program Administrator's online Application when available:

1. **Complete Application** – submitted electronically via Program website.
2. **Company Summary** – Provide a brief description of the Applicant company, services and brands of energy storage equipment offered, and any Connecticut Green Bank programs the company currently participates in, to be utilized as the applicant company's profile.
3. **Bank Reference Letter** – Provide verifiable evidence of financial solvency and health. Eligible Contractors should demonstrate their business is in good financial standing, has sufficient financial resources for their market, and is able to meet the cash flow requirements of managing multiple projects in the Program. Please submit a bank letter of reference/credit addressed to CGB on the bank's letterhead, including the following details:
    - **a.** Confirmation of good standing
    - **b.** Length of time the applicant has been a customer of the bank
    - **c.** Signature of appropriate bank officer

    If the financial capacity information is confidential, it must be labeled "CONFIDENTIAL" in the title of the document and be clearly marked "CONFIDENTIAL".

    If the Applicant company indicates they <u>currently</u> participate in another Connecticut Green Bank program, they may forgo the Bank Reference Letter requirement at the PAs discretion
4. **E-1 and/or HIC License(s)** – Provide a copy of the E-1 license(s) and/or HIC registration(s) under which the applicant is registered. Please follow the guidance in Table 6 below to determine which license(s) must be held depending on type of sales.

    Note: all salespersons for HIC companies must be registered as Home Improvement Salespersons (HIS) with each company for which that salesperson is conducting sales. Energy Storage Solutions does not require submission of HIS licenses for individual salespersons but may request them at any time. An owner or principal of an HIC company does not need to have an HIS to conduct sales.

Table 6: Minimum Required Licensing for Eligible Contractors

	Residential BESS		Commercial and Industrial BESS
Company License	**E-1**	**HIC**	**--**
Salesperson License	**--**	**HIS**	**--**
Grid Interconnection Electrician's License (Subcontractor or Employee)	**E-1**		**E-1**

Solicitors' Permit(s) – "Vendor", "Peddler" or "Solicitor" permits may be required by certain Connecticut municipalities for canvassing and door-to-door sales or lead generation. Check with the municipalities in which you are doing business. Energy Storage Solutions does not require submission of these permits as part of the Application but may request them at any time.

5. **Subcontractor Information** – indicate whether the applicant company will use subcontractors to sell or install BESS under Energy Storage Solutions. Eligible Contractors will be held accountable for any and all work performed by their subcontractors. See Section 4.3.5 for further detail.

6. **Residential BESS Sales Contract (if applicable)** – Provide a sample or blank copy of your standard contract or sales agreement template exactly as provided to a residential customer for the sale of a BESS. These requirements apply only to agreements where the customer will own the BESS; not for PPA or lease agreements.

   All sales contracts between residential customers and Contractors participating in Energy Storage Solutions and requesting an Upfront or Enrollment Incentive must reference the incentive as an upfront cost reduction to the customer. Incentives must always be referred to as "estimated".

   Each residential sales contract must be signed by the Eligible Contractor and the customer. In order to receive to Reservation of Funds, Program Administrators require all sales agreements to include, at minimum:

   a. Description of BESS components and specifications (e.g., make and model)

   b. Nameplate power (kW) and energy (kWh) output

   c. Reference to ten (10) year (or greater) Workmanship Warranty

   d. Total BESS system cost[33]

   e. Estimated Upfront or Enrollment incentive amount or reference to Energy Storage Solutions Upfront or Enrollment Incentive

[33] When executing a contract for other measures in addition to energy storage (such as solar PV), contractors shall itemize these costs in the contract whenever feasible. When submitting a Customer Enrollment application to request an upfront incentive, contractors must report energy storage costs separately from other measures.

f. Estimated net customer cost

Note that additional items should be included in sales agreements to comply with applicable State and local laws, including, but not limited to:

a. Company license or registration (E-1 and/or HIC)

b. Home Improvement Salesperson (HIS) registration number (where applicable)

c. Notice of cancellation (stated within contract and attached in duplicate)

d. Payment schedule

e. Start and completion dates

The Program Administrators only review sales agreements for information relevant to the applicable incentive(s). The Program Administrators **do not** review sales agreements for compliance with applicable laws or standards and approval of such documents as part of the Reservation of Funds process does not imply that agreements are within State laws and standards. Contractors will work with the Department of Consumer Protection and/or appropriate legal counsel to ensure compliance as needed.

7. **Commercial and Industrial BESS Sales Contract (Optional)** – Provide a sample copy of your standard contract or sales agreement template as provided to a C&I customer for the sale of a BESS. These requirements apply only to agreements where the customer will own the BESS; not for PPA or lease agreements.

   All sales contracts between C&I customers and Contractors participating in Energy Storage Solutions and requesting an Upfront Incentive must reference the incentive as “estimated”.

   Each sales contract must be signed by the Eligible Contractor and the customer. All agreements will reference, at minimum:

   a. Description of BESS components and specifications (e.g., make and model), and components

   b. Nameplate power (kW) and energy (kWh) output

   a. Reference to ten (10) year (or greater) Workmanship Warranty

   c. Total BESS system cost, estimated upfront incentive amount, and estimated net customer cost

8. **Workmanship Warranty** – Provide a copy of Eligible Contractor’s workmanship warranty. Customers receiving an Upfront Incentive or Enrollment Incentive must receive a ten (10) year or longer workmanship warranty through their Eligible Contractor or TPO. The warranty must cover full costs of labor for repair or replacement of any defective system components or components that failed due to improper or insufficient design or installation. The workmanship warranty is separate and in addition to the manufacturer’s equipment warranty.

9. **Proof of Insurance** – All Eligible Contractors must carry and provide evidence of proper insurance coverage to participate in Energy Storage Solutions: at least one million dollars in general liability; auto insurance; and worker’s compensation. Additionally, all subcontractors

must meet this requirement, but proof of insurance for subcontractors is not required since Eligible Contractors will be held accountable for any and all work performed by their subcontractors. Certificates of Insurance (COI) must list "Connecticut Green Bank, 75 Charter Oak Ave, Suite 1 – 103, Hartford, CT 06106" as the “Certificate Holder” (not additionally insured).

4.3.2. Required Documentation for Eligible TPOs

This section is only applicable to entities which intend to own and operate BESS with lease or PPA to customers in Energy Storage Solutions. Companies may apply as both an Eligible Contractor and TPO if they intend to sell, install, own, and operate BESS to customers.

TPOs will own and operate BESS in agreement with customers in Eversource and UI territories. To qualify as a TPO, companies applying to Energy Storage Solutions must be financially solvent and able to own and operate a fleet of BESS and be properly insured and meet Connecticut’s occupational and professional licensing requirements, such as Connecticut E-1 and/or HIC licenses where necessary.

All prospective TPOs must provide the following documentation:

1. **Complete Application** – submitted electronically or online at Program website.
2. **Company Summary** – Provide a summary of the Applicant company’s experience and training with electric storage systems, related technologies, and any CGB and EDC programs; to be utilized as the applicant company’s profile.
3. **Two (2) Years of Audited Financials** – Provide verifiable evidence of financial solvency and health. TPOs should demonstrate their business is in good financial standing, has sufficient financial resources, and is able to meet the cash flow requirements of managing multiple projects in Energy Storage Solutions. Please submit the most recent two years of audited company financials. At their sole discretion, Program Administrators may request additional supporting information to complete an in-depth financial review. If the financial capacity information is confidential, it must be labeled “CONFIDENTIAL” in the title of the document and be clearly marked “CONFIDENTIAL”.
4. **Agreement(s) with Eligible Contractor(s)** – TPOs are required to use Eligible Contractors to install BESS under Energy Storage Solutions or become an Eligible Contractor. If applicant company is applying only as a TPO, submit a copy of each agreement, if applicable, which should be on the TPO’s letterhead, and include the following details:
    - **a.** Eligible Contractor’s name and contact
    - **b.** Primary responsibilities of each party
    - **c.** Term of agreement
    - **d.** Any other relevant terms
    - **e.** Signatures of all parties

If the TPO changes, cancels, or adds agreements with Eligible Contractors, the Program Administrators must be notified in writing within five (5) business days of the change. The TPO must also submit an updated agreement, and any other applicable documents. The Program Administrators reserve the right to request additional information regarding agreements with Eligible Contractors. TPOs may also apply as Eligible Contractors to coordinate or subcontract their own installations.

5. **Residential Lease / PPA Contract and Terms (If applicable)** – Provide a sample of the TPO's standard contract or sales agreement template for residential BESS Leases or PPAs.
6. **Commercial and Industrial Lease / PPA Contract and Terms (optional)** – Provide a sample of the TPO's standard contract or sales agreement template for commercial and industrial BESS Leases or PPAs.
7. **Proof of Insurance** – All Eligible TPOs must carry and provide evidence of proper insurance coverage to participate in Energy Storage Solutions: at least one million dollars in general liability; auto insurance; and worker's compensation. Additionally, all subcontractors must meet this requirement, but proof of insurance for subcontractors is not required since Eligible Contractors will be held accountable for any and all work performed by their subcontractors. Certificates of Insurance (COI) must list "Connecticut Green Bank, 75 Charter Oak Ave, Suite 1 – 103, Hartford, CT 06106" as the "Certificate Holder" (not additionally insured).
8. **Warranty** – Provide a copy of the warranty Eligible TPO will offer to customers. Customers must receive a ten (10) year or longer warranty through their Eligible Contractor or TPO. The warranty must cover full costs of labor for repair or replacement of any defective system components or components that failed due to improper or insufficient design or installation. The warranty is separate and in addition to the manufacturer's equipment warranty.
9. **Data Release and Terms and Conditions** – New and existing TPOs must sign and submit any applicable Data Release and Terms and Conditions for their fleet prior to the disbursement of any Upfront, enrollment, or Performance incentives.

When BESS participating in ESS are acquired through mergers, acquisitions, or consolidation of third-party owners (TPOs) or asset managers, etc. the acquiring entity must become an Eligible TPO in the ESS Program through the process described above. The acquirer must also demonstrate to the Green Bank that it has assumed full operational, maintenance, and performance responsibilities for the acquired BESS. The acquiring entity must also provide evidence of financial and technical capacity to manage the systems in compliance with all ESS Program guidelines.

The acquirer must notify the Green Bank of such transactions within 30 days and complete all required administrative updates, including the transfer of project registration, incentive agreements, and complete integration with DERMS providers participating in the Program. The Program Administrators reserve the right to request additional documentation, such as asset purchase agreements, merger filings, fleet lists, or operational transition plans, before accepting the applicant in the Program.

Once all Program requirements are met, including completion of all necessary transfer documents and verification of the acquirer's eligibility, the acquiring entity will become the eligible TPO of record for the acquired systems. From that point forward, the acquirer may be entitled to receive performance incentive payments, provided that the systems continue to meet all operational and performance criteria outlined in this Program Manual. Any historical performance obligations or claw back provisions associated with upfront incentives will also transfer to the acquirer as part of the Program participation obligations.

4.3.3. Required Documentation for Eligible BESS Aggregators

This section is only applicable to BESS Aggregators intending to aggregate and enroll Eligible Equipment into Energy Storage Solutions for qualified customers.

BESS Aggregators who wish to enroll customers in Active Dispatch **only** should follow the requirements set forth below. BESS Aggregators who wish to enroll customers in Passive Dispatch + Active Dispatch should follow the requirements set forth for Eligible Contractors **plus** the requirements set forth below.

To apply to become an Eligible BESS Aggregator in Energy Storage Solutions, applicants must provide the following documentation electronically or through the Program Administrator's online Application when available:

1. **New Technology Application** – submitted electronically via Program website. BESS Aggregators work directly with Eligible Equipment and maintain a data connection with the applicable DERMS..
2. **Company Summary** – Provide a summary of the Applicant company's experience and training with electric storage systems, related technologies, and any CGB and EDC programs; to be utilized as the applicant company's profile.
3. **Description of Enrollment Process** – Provide a summary of the enrollment process used or intended to be used for enrolling prospective customers into the Program. Include information about any existing data integration(s) with the applicable DERMS.
4. **Customer Terms** – Provide copies of all relevant documentation that prospective customers will review and agree to as part of their enrollment.
5. **Other Information** as requested by the Program Administrators

4.3.4. Eligible Contractor, TPO, and BESS Aggregator Application Process

The Application process is as follows:

1. Prospective Contractor, TPO, or Aggregator will submit a complete Application to the Program Administrators at the Energy Storage Solutions website. The Program

Administrators shall determine what constitutes a complete Application based on the requirements set forth in this document.

2. Each Application will be evaluated for completeness and consistency with the requirements outlined in this document within five (5) business days of submission. The Program Administrators will review the Application and may request additional documentation or information, if needed. Incomplete Applications may take longer to process and may be rejected. If applicants do not respond to rejection notice within 60 days, the Application may be considered "inactive" by the Green Bank and withdrawn. Rejected Applicants may resubmit a complete Application at any time.

3. When a complete Application has been submitted, Program Administrators will review the Application. Applications can be rejected at the sole discretion of the Program Administrators. Reasons for rejection include but are not limited to:

    a. Principal(s), executive(s) or staff (including but not limited to: managers, directors, executive staff, subcontractors or salespersons) of Applicant company have been associated with misconduct within Connecticut Green Bank or EDC programs, or have been associated with misconduct within other state or utility programs.

    b. Principal(s), executive(s) or staff (including but not limited to: managers, directors, executive staff, subcontractors or salespersons) of Applicant company have been associated with illegal activity—criminal or misdemeanor—or unethical behavior that may cast Energy Storage Solutions in negative light or call into question the integrity or workmanship or salesmanship of the Contractor or TPO.

    c. Complaints or negative references from customers, current or past employees or other agencies or organizations.

    d. Other reasons the Contractor or TPO may not be capable of successfully participating in the Program or meeting the Program's consumer protection standards, at the Program Administrators' sole discretion.

4. An email notifying the Applicant of the Program Administrators' approval (Approval Letter) or denial (Denial Letter) of the Application will be sent electronically. If approved as a Provisional Eligible Contractor, the letter will stipulate the provisions and note any users to receive login credentials for the Enrollment Platform. If denied, Applicant may reapply (correcting for deficiencies noted in Denial Letter).

5. Contractor, TPO, or Aggregator must attend a training with a Program representative. Trainings will be scheduled on a regular basis and posted at https://www.ctgreenbank.com/news-events/events-calendar/ and are available ad-hoc as needed. Program Administrators may require a Contractor, TPO, or Aggregator to attend additional trainings if deemed necessary (i.e. high application rejection rate, improper incentive activity, etc.).

6. Once approved and trained, Contractor, TPO, or Aggregator may begin submitting incentive reservation requests pursuant to their status (Eligible or Provisional), (Residential and/or

C&I) sales type (PPA, Lease, Purchase), and enrollment type (Active Dispatch or Passive + Active Dispatch).

4.3.5. Eligible Contractor, TPO, OEM and BESS Aggregator Responsibilities and Conduct

Eligible Contractors, Third-Party Owners, OEMs, and BESS Aggregators' Primary Responsibilities are as follows:

1. Provide responsible, accurate and transparent sales and marketing information to customers
2. Uphold a professional degree of workmanship and work collaboratively with the Program Administrators in the best interests of customers
3. Follow all rules of Energy Storage Solutions including, but not limited to, those outlined in this document and in training guides and notices.
4. Submit complete and accurate incentive applications on behalf of customers via the Program workflow platforms.
5. Comply with current Program processes for submission of incentive applications, inspection reports and project completion documents, as outlined in training materials provided by the Program Administrators.
6. Facilitate access to an Approved DERMS for each project receiving a Program incentive.
7. Understand the public policy objectives of Connecticut Public Act No. 21-53 and Docket No. 17-12-03RE03

In addition to the above Responsibilities, Eligible Contractors' and Third-Party Owners' additional Primary Responsibilities are as follows:

8. Obtain all appropriate local and state permits and approvals to facilitate the installation of the BESS.
9. Maintain all required insurance, licenses, registrations, and certifications as required by Energy Storage Solutions and by applicable local and state law.
10. Comply with all national, state, and local codes and standards, rules and regulations including but not limited to those related to home improvement contracting, electrical work and construction.
11. Coordinate installation of grid-tied BESS through direct employees or subcontractors.
12. Complete and maintain active interconnection applications for UI and Eversource customers and obtain interconnection approval before commissioning.
13. Collaborate with the Program Administrator's third-party inspectors, as needed.
14. Complete system installation (if applicable) and pass all required inspections (if opted-in) within a reasonable timeframe.

15. Honor a required minimum ten (10) year workmanship warranty.

16. Respond to BESS outages and other BESS performance and monitoring issues within a reasonable timeframe and in accordance with warranty and contract terms.

17. Configure and maintain access to an Approved Performance Data Provider for each project receiving a Program incentive.

18. Hold responsibility for and present a plan for disposal of storage assets at the end of their useful life.

19. TPOs are required to work with Eligible Contractors to fulfill the above responsibilities. Contractors and TPOs will be held directly accountable for work performed by their staff, subcontractors or other representatives.

20. TPOs, OEMs, and Aggregators will work with Program Administrators and respond to requests to provide updates on company financial health and solvency if needed and as requested

4.3.6. Eligible Contractor, TPO, BESS Aggregator, BESS Operator, or Eligible OEM Non-Performance, Misconduct, Improper and Illegal Behavior

The Program Administrators can, at their sole discretion, impose a probation, suspension, or termination of a Contractor, TPO, Aggregator, Operator, or OEM's eligibility to participate in Energy Storage Solutions, and/or may put on hold, suspend, or terminate incentive payments at any time if Program requirements are not met, or for misconduct, improper, or illegal behavior in connection with Energy Storage Solutions (alleged or convicted), including but not limited to the following:

1. Complaints regarding sales, workmanship, and/or service, including, but not limited to:

- **a.** Misleading or high-pressure sales tactics
- **b.** Providing false, deceptive, or inaccurate information
- **c.** Poor customer service
- **d.** Poor, improper, or unsafe installation quality
- **e.** Billing for equipment not installed, services not rendered or charges that should not be borne by a customer based on Program rules, agreements, or similar circumstances

2. Failure to ensure that all applicable employees and/or subcontractors are properly licensed according to Connecticut State law and adhere to the requirements of Energy Storage Solutions.

3. Failure to comply with current State and local laws and ordinances pertinent to home improvement contracting, building, and electrical work, including but not limited to:

- **a.** Obtaining proper permits for lead generation, sales, and installations
- **b.** Following Occupational Safety and Health Administration (OSHA) regulations

c. Following National Electric Code (NEC), Connecticut State Building Code(s), municipal building code(s) and ordinance(s).

4. Improper incentive activity, including, but not limited to:

a. Failure to return cancelled incentive funds to the Program Administrators within a thirty (30) day period

b. Failure to return overpaid or otherwise owed incentive funds to the Program Administrators within a thirty (30) day period. (For example, an incentive could be overpaid due to an incentive reduction based on inspection findings occurring after incentive payment, or premature unenrollment from dispatch programs).

c. Failure to pass 100% of Upfront Incentive or Enrollment Incentive as upfront cost reduction to the customer

5. Misrepresentation of BESS capabilities and benefits in sales or marketing materials to obtain competitive advantage, including, but not limited to:

a. Presentation of inaccurate, deceptive, incomplete, or misleading power and energy estimates, including backup power

b. Presentation of inaccurate, deceptive, incomplete, or misleading economic and environmental benefits

c. Actions against a customer's best interests (including, but not limited to design and/or sale of a BESS that is not ideal or suited for the customer's property, energy, or economic needs)

d. Misrepresentation of incentives and credits (i.e., Program incentives, federal ITC, tax liability, etc.)

e. Presentation of inaccurate or misleading information about utility electricity rates including assumptions regarding rate escalation and Time of Use (TOU) rates and schedules

f. Presentation of inaccurate or misleading information regarding incentives, project payback, return on investment or other measures of customer project economics

6. Consistent inspection failures, including, but not limited to:

a. Municipal inspections

b. Utility inspections or witness tests

c. Program field inspections

7. Failure to submit or respond to requests for information, including but not limited to:

a. Program documentation or information

b. Proof of Company financial health and solvency (if requested)

c. Certificate of insurance

d. Certifications and licensing applicable to Program Manual

e. Permit or interconnection documentation

8. Failure to ensure proper performance of BESS enrolled in Passive or Active Dispatch (Aggregator, OEM, or Operator)

9. Failure to provide telemetry data per the requirements described in the New Technology Application (Appendix C) (Aggregator, OEM, or Operator)

10. Failure to meet Responsibilities described in this document

11. Submission of fraudulent or falsified documents or unauthorized signatures to the Program Administrators or to other State, municipal or utility agencies related to the installation of the BESS, including, but not limited to the manipulation of a signed document or electronic signature.

12. Commission of any illegal actions while participating in Energy Storage Solutions, or if principal(s), executive(s), manager(s), salesperson(s) or other key staff (including subcontractors) are suspected or convicted of involvement in criminal or misdemeanor activity that calls into question the integrity or workmanship or salesmanship of the Contractor, TPO, or Aggregator, or any other actions or behaviors that cast or potentially could cast Energy Storage Solutions in a negative light or are deemed unethical or improper by the Program Administrators.

13. Consistent failure to follow Program procedures.

14. Company is determined by the Program Administrators to be in poor financial health that puts ratepayer funding at risk

Contractor, TPO, or Aggregator may be given reasonable opportunity to correct problems identified by the Program Administrators, however, the Program Administrators reserve the right to immediately place on probation, suspend or terminate the Contractor, TPO, or Aggregator from the Program for any violation or alleged violation of Program rules at the Program Administrators' sole discretion. Suspended Contractors, TPOs, or Aggregators may reapply to Energy Storage Solutions after their suspension period has ended. Suspended Contractors, TPOs, or Aggregators will submit a new Application, explain how prior violations were remedied if applicable, and include a plan for preventing future issues.

4.3.7. Disciplinary Action and Appeal

Upon the Program Administrators becoming aware of a violation, act, or omission, the Program Administrators may take one or more of the following actions:

1. Contact principal(s) of Contractor, TPO, or Aggregator with written description of alleged Program violation(s) and request a written response to the allegations.

2. Immediately suspend Contractor, TPO, or Aggregator from Energy Storage Solutions and request a written response to the allegations. Suspension may remain in effect as an investigation is conducted.

3. Forward all documentation relevant to Program violation allegations to the Connecticut Department of Consumer Protection (DCP) and/or Connecticut Attorney General's office and/or PURA's Office of Education, Outreach & Enforcement (EOE) and/or other relevant local, state or national agencies, officials, offices or organizations.

The Program Administrators will review Contractor, TPO, or Aggregator response and request additional information as needed.

The Program Administrators will respond in writing with their findings and with any disciplinary action. Such disciplinary action may include, but not be limited to:

1. Probation (including but not limited to a limitation of incentive approvals)
2. Suspension from Energy Storage Solutions
3. Termination from Energy Storage Solutions indefinitely

If Contractor, TPO, or Aggregator disagrees with the decision made by the Program Administrators, the Contractor, TPO, or Aggregator may appeal the decision within thirty (30) days of issuance to a review committee consisting of the officers of the CGB and representatives of Eversource and UI. The Contractor, TPO, or Aggregator shall have the right to present their appeal within forty-five (45) days from requesting such appeal. The decision of this review committee shall be the final determination on the matter.

The Program Administrators may modify or expedite this process as the situation necessitates or as agreed to by the Contractor, TPO, or Aggregator and the Program Administrators. All involved parties are expected to work expeditiously in finding resolution, however, timelines shall not be guaranteed due to the unique nature of each situation.

4.3.8. Important Implementation Notices for Project Completion Policy

Contractors and TPOs with approval suspension will still be able to submit projects to the Program enrollment platform. However, projects submitted during an approval suspension period will be considered for approval at the incentive level in effect at the time the suspension is lifted (i.e., Contractors and TPOs under suspension will not be able to "reserve" prior incentive levels).

These rules are applicable throughout the entire duration of the Program, and the Program Administrators may implement suspensions at any point in time based on non-compliance with these rules.

Contractors and TPOs are ultimately responsible for project management including tracking the status of their projects with respect to this policy.

The Program Administrators reserve the right to adjust these rules and will provide notice of changes. The Program Administrators reserve the right to make the final determination on a Contractor or TPO's standing with respect to these rules, including decisions as to whether Contractor or TPO has achieved compliance and whether suspension may be lifted. The Program Administrators are not obligated to provide exceptions to this policy. The Program Administrators

will consider a Contractor or TPO's inability to comply with this Project Completion Policy a violation of Program rules.

4.3.9. List of Eligible Contractors, TPOs, and BESS Aggregators

The Program Administrators will maintain a list of Eligible Contractors and TPOs. This list will be available on the Program website. Eligible BESS Aggregators will be listed alongside Eligible Equipment.

Remainder of this page intentionally left blank

Section 5: Operational Control

All references to "Passive Dispatch" in this Section will apply to Legacy Program customers. All references to Active Dispatch in this section will apply to both Legacy and Construct 5 customers.

In the event of an emergency within the customer's facility, the customer should call the appropriate emergency services. Once the emergency is resolved, the customer should report the issue to the Connecticut Green Bank and their respective EDC's customer care centers.[34]

Eligible BESS in Energy Storage Solutions must be connected to and controlled by the relevant residential or C&I DERMS. The DERMS will send dispatch signals for the Active program, while the BESS Operator or Aggregator will be responsible for managing signals for the Passive program, where applicable. Dispatch events will include Legacy Passive and all Active events as described in subsequent sections. The EDCs will require each system to include the following control and monitoring aspects, at minimum:

1. **Telemetry**. Telemetry requirements will include a minimum granular location, charge, discharge, state of charge, and schedule of events. This telemetry should meet the Program requirements of least 15-minute interval data at a minimum of 1-month latency. In addition, the DERMS platform should receive this telemetry from every discrete BESS and not at a fleet level. Additional details are provided below in Section 0.

2. **Dispatching**. The EDC will initiate the Active Dispatch events of the battery energy storage system through their DERMS platform(s) and the EDC can schedule the dispatch in advance or in real-time.[35] Event packages may include start/stop, charge/discharge, and level of charge/discharge. The BESS Operator or Aggregator will be responsible for "last-mile" operational instructions to the Customer System. Where applicable, the BESS Operator or Aggregator will also maintain the Passive Dispatch Schedule for Legacy participants.

3. **Override**. If required to maintain the safety and reliability of the grid, EDCs may also override or cancel dispatch events scheduled by the ISO-NE for battery energy storage systems participating in their programs and/or operations.

The communication to the BESS may be a direct connection to the DERMS platform. However, other layered communications constructs are acceptable if the system meets the above minimum operational control requirements. This flexibility would allow a BESS Operator or Aggregator to control the "last-mile" communication to the BESS via a third-party system, if that system provided upwards telemetry, dispatching, and override capabilities to the respective DERMS. Notification will be provided to the customer's BESS Operator or Aggregator via an approved API or OpenADR Protocol.

BESS operation allows support of the grid with high-speed operations driven by the technology of the system components. While synced to the grid, the lithium-ion BESS has proven to respond with

[34] Eversource Emergency Contact: (800) 286-2000; UI Emergency Contact: (800) 722-5584; CGB Contact: (860) 563-0015
[35] In most cases, the EDCs will schedule a dispatch in advance with a day-ahead notification; however, the EDCs also plan to conduct real-time dispatches.

full load capability from remote telemetry in the 1-2 second time range. From an offline state, the BESS can sync to the grid and provide full power in less than 30 seconds in most circumstances. The steps required to go from offline to an online state has a relatively simple control sequence and using the Power Conditionings System (PCS) or inverter/transformer to sync to the electrical characteristics of the grid. Operations Interfacing and communication of the BESS with PA networks will be critical to successful operation over the term of an agreement.

5.1.1. General Operating Standards

The BESS Operator must provide the telemetry (i.e., data from the BESS) capable of communicating the minimum data elements as described in Table 7. Critical operating parameters that the Operator should monitor throughout the BESS include but are not limited to those specified in Table 7. Inverter AC and DC voltage, current, kW, kVA, state of charge and are subject to change over time.

Table 7: Battery Storage System Telemetry Data

Data Field Name	Data Type	Units or Data Format	Definition
DeviceID	String*	NA	Manufacturer's ID that uniquely identifies the battery system when accessing telemetry or sending instructions via API.
Timestamp	DateTime	UTC	Date and time of start of interval over which data measured on system, UTC
Battery Stored Energy	Float / Integer	kWh	Amount of energy stored in the battery, averaged over the interval (kWh), compared to 0% state of charge. This does not take into account any backup reserve, owner-configured minimum SOC limit, or battery health minimum SOC buffer set or recommended by the OEM (typically 10% for LFP batteries, for example)
Onsite Power Demand	Float / Integer	kW	Premise power consumption as measured at the utility meter, or by separate measurement equipment evaluating consumption at the same point.
Battery Power	Float / Integer	kW	Power in/out of the battery over the interval.
Solar Energy Production	Float / Integer	kWh	Amount of electrical energy output from any PV inverters over the interval.

Solar Power Production	Float / Integer	kW	Electrical power output from any PV inverters over the interval.

*String assuming value is alphanumeric

BESS Operator or Aggregator's telemetry must ensure data can be provided to the DERMS at 15 minutes intervals with a maximum latency of one month.

Utility grade meters that were selected according to ANSI standards will need to be maintained throughout the lifetime. Inspection and testing of all meters will conform to Good Utility Practice, but not less often than every five (5) Contract Years at Customer, owner, or BESS Operator's expense. Upon reasonable written request to the Customer, the EDC will request, at its own expense, inspection or testing of any such meters more frequently.

5.1.2. Dispatching Passive and Active Services

The BESS installed through the Program must be capable of meeting the following dispatch requirements, as required by appropriate Customer Class.

(Legacy Program Only) Passive Dispatch[36]

- **Notification:** For BESS systems receiving upfront incentives, the BESS Operator will implement the following dispatch schedule for the Customer's BESS:
  - **Event Window and Frequency**: Passive Dispatch will occur Monday through Friday in the months of June, July, and August, except for holidays. Passive Dispatch hours will be between 5 PM EST and 8 PM EST.
- **Discharge**: Operator will ensure the battery discharges its available energy capacity at a constant rate in each hour during the 3-hour dispatch window, while maintaining a minimum reserve of 20% of rated battery capacity. System performance will be evaluated according to the Passive Dispatch Season Performance formula set forth in Section 6.1.2.
- **Participation Term**: The Customer will participate in Passive Dispatch activities for the term of this agreement.

(Legacy Program and Construct 5) Active Dispatch

- **Notification:** When ISO New England forecasts electric grid capacity constraints, the EDCs will provide notification to the BESS Operator via the DERMS at least 24 hours in advance of the start of the Active Dispatch event
  - **Event Windows and Frequency:** The EDCs may initiate between 30-60 requests for Active Dispatch from June through September and up to 10 requests from November through March[37]. The Active Dispatch event will be a maximum of 3 hours between the hours of 12 PM to 9 PM.

[36] Applies only when the Customer is requesting an Upfront Incentive, not to be confused with Enrollment Incentive.
[37] Legacy Active Dispatch will call 1-5 Winter events. Construct 5 Active Dispatch will call 1-10 Winter events.

- **Discharge:** BESS Operators will be provided with the requested discharge level for the event. Actual performance will be verified based on data captured by the Customer's Operator and reported back to the DERMS.
- **Active Dispatch Performance**: To receive performance incentives, customers must participate in Active Dispatch events. If a customer does not participate in an event, they will receive 0 kW performance for that event. The Customer's performance incentive is based on the average kW discharge from all events called during each dispatch season (i.e., summer or winter).

Override Conditions

During the term of this Operating Agreement, the EDCs may require an override (i.e., cancel or change the timing of an event) of a scheduled dispatch event based on the following circumstances:

- **Overriding Legacy Passive Dispatch with Active Dispatch Events**: If an Active Dispatch event is scheduled by the EDC during a day with Passive Dispatch already scheduled, the DERMS will send notification to the BESS Operator with start time, stop time, and duration of an Active event at least 24 hours in advance. The planned Passive Dispatch for the scheduled day will be cancelled at that time. The customer will also receive email notification that the Passive Dispatch was cancelled at least 24 hours in advance of the planned Active Dispatch.
- **Other Override Conditions:** EDCs may also override scheduled dispatch events for all Customer Classes for the following reasons:
    - **Grid Safety and Reliability.** Critical system events that impact system voltage levels, system stability and safety, or distribution system events that are considered emergencies by the EDCs may require override of a customer's BESS. While such conditions are rare, the EDCs will attempt to provide advance notification whenever possible, dependent on the nature of the event. Notification would be provided to the Operator via established communication protocol. Customers will also receive an email notification that the scheduled event is being cancelled.
    - **Forecasted Severe Weather Conditions.** Known severe weather events that are anticipated to trigger the EDC's Emergency Restoration Plan (ERP) level 1-5 activities may also generate conditions which require an override of scheduled events to ensure the customer's backup capacity is available in case an outage is experienced by the customer. In such an event, EDCs will initiate cancellation notification to BESS Operators of all planned dispatch events 48 hours in advance whenever possible. Notification will also be provided to customers whose scheduled events are being cancelled due to severe weather conditions. The cancellation will continue until restoration of incurred outages has been completed or the weather event has ended.

5.2. Battery System Maintenance, Internet Connection, and Durability Responsibility

Contractors and TPOs are responsible for maintaining the Customer's BESS so that it can respond to dispatch events. Performance data is expected to come from the BESS, not a separate meter,

as dictated by the ANSI standard mentioned in Section 4.2.1 Technical Requirements. The incentive amount could be affected if: (1) a BESS is not properly maintained, (2) the internet connection to the BESS is not maintained, or (3) any other aspect that would cause the BESS to discharge less or be unable to properly report performance. Electric storage capacities degrade over time, causing them to be able to discharge less power and/or energy. This will also affect the incentive amount. Therefore, prior to enrolling in Energy Storage Solutions, customers and their Contractor or TPO should consider the possibility of smaller than anticipated incentives due to lifecycle management decisions combined with expected performance decreases over the life of the BESS.

Remainder of this page intentionally left blank

Section 6: Program Dispatch and Incentive Structure

On December 17, 2025, PURA directed the Program Administrators to eliminate Passive Dispatch from Energy Storage Solutions for new customers effective no later than April 1, 2026. **Please read this section carefully** and consider which Program design is in effect at the point of sale or the time of enrollment (Legacy Program or Construct 5). Visit energystorageCT.com for the current Program status.

CGB will administer the Passive Dispatch declining-block Upfront Incentive (Legacy Program) and the Enrollment Incentive (Construct 5); and the EDCs will administer the Active Dispatch ongoing performance incentive (Legacy Program and Construct 5). To be eligible for Incentives, projects must meet the requirements defined in Section 4 on customer and technology eligibility. Additionally, to qualify for the Upfront Incentive, the BESS must be set to the Passive Dispatch default settings, or another acceptable use case determined by CGB and approved by the Authority, such as Active Dispatch. Systems installed prior to January 1, 2022 are not eligible for the Upfront or Enrollment Incentives but may apply to participate in the Active Dispatch portion of the Program and earn the Performance Incentive provided their application is approved pursuant to Section 3.

Projects approved in Construct 5 on or after April 1, 2026 will not be enrolled in Passive Dispatch.

Program Requirements (Legacy Program and Construct 5)

The EDCs have developed the following Program requirements:

- There must be an appropriate interconnection agreement that meets the relevant EDC's standard interconnection requirements.
- Ability to meet both the Passive and Active Dispatch needs of the Program, as applicable, including completing software integration with dispatch platforms utilized in the Program, and the ability for technology to receive remote software upgrades.
- Approved electric storage technologies (See Appendix A) will require completing the New Technology Application (Appendix C) to obtain eligibility from the EDCs to engage in the integration process with the DERMS vendors. Costs associated with the integration effort will be borne by the BESS Operator or OEM.

The Program will allow for BESS to be both standalone and coupled with other energy resources (e.g., solar), if such configurations are also in compliance with EDC interconnection agreements. Both alternating current (AC)-coupled and direct current (DC)-coupled battery systems are eligible for Energy Storage Solutions.

6.1. Customer Classifications

Sec 6.1 applies to **both** Legacy Program customers **and** Construct 5 Customers.

Legacy Program Residential Customers enrolled prior to April 1, 2026 (including Priority customers) are eligible for Upfront Incentives, administered by CGB, as defined in Table 8. The

residential Upfront Incentive structure follows a declining block structure with decreasing $/kWh incentive offerings as Program participation meets stepped capacity milestones.

Construct 5 Residential Customers enrolled on or after April 1, 2026 (including Priority customers) are eligible for Enrollment Incentives, administered by CGB, as defined in Table 9.

Multifamily Affordable Housing (MFAH) Customers that meet all qualifications are eligible for the Low-Income Residential incentive rate(s) applicable to the Program structure in effect at the time of application (Legacy Program or Construct 5) (See MFAH definition in Sec. 1 Glossary), which may also access the Grid-Edge adder, if applicable (See Table 8). The owner of a BESS at a MFAH housing site must ensure that the project's resiliency benefits are equitably shared with tenants. To enforce tenant resiliency sharing, applications for MFAH projects must demonstrate that tenants will receive a fair and equitable portion of the energy stored by the BESS during a power outage[38]. Given the diversity of multifamily housing types across the state, the specific level of resiliency sharing will be determined at the discretion of the Program Administrators. Exceptions to resiliency benefit sharing may be granted in rare cases by the Program Administrators if compelling, data-driven evidence shows that a MFAH project would become financially unviable due to a direct tenant resiliency sharing requirement.

Table 8: Legacy Program Residential Customer Upfront Incentive (1/1/25 through 3/31/26)

Incentive Step	Estimated No. of Participants	Capacity Block (MW)	Standard ($/kWh)*	Underserved ($/kWh)*	Low-Income ($/kWh)*	Est. Avg. Upfront Incentive per System
Step 1	**2,000**	**10.0**	**$250**	**$450**	**$600**	**$4,657**
Step 2	**3,000**	**15.0**	**$212.5**	**$450**	**$600**	**$4,353**
Step 3	**5,000**	**25.0**	**$162.5**	**$450**	**$600**	**$3,948**
Total	**10,000**	**50.0**				

*Upfront incentives are defined based on rated energy capacity (kWh)

† Projects that qualify as Multifamily Affordable Housing (MFAH) are eligible for the Low-Income incentive rate (See MFAH definition in Sec. 1)

‡Incentive rates were increased for program year 2024. Contractors with an existing reservation of funds are not permitted to cancel projects for the purpose of reapplying to receive higher incentive rates.

Table 9: Construct 5 Residential Customer Enrollment Incentive (Effective 4/1/26)

Customer Category	Enrollment Incentive Rate*
Residential (Non-Grid Edge)	**$30/kWh**
Residential (Grid Edge)	**$130/kWh**

*Enrollment incentives are defined based on rated energy capacity (kWh)

[38] This may be demonstrated through system design narrative in contract and/or in site plan and electrical drawings.

Legacy Program Commercial Customers enrolled prior to April 1, 2026 (including Priority customers) are eligible for Upfront Incentives, administered by CGB as defined in Table 10. The designation between small, medium, and large is based on the customer's annual peak demand. Customers installing an oversized battery system with a power rating greater than their annual peak demand will receive a prorated upfront incentive according to the Tiers described in Table 10. An incentive calculator is available at www.energystorageact.com/contractor-resources.

Construct 5 Commercial Customers enrolled on or after April 1, 2026 may be eligible for Enrollment Incentives, administered by the CGB as defined in Table 11.

Assigning the applicable Small, Medium, and Large Upfront Incentive will be determined based on a customer's "annual peak demand", defined as the highest peak demand billed for the twelve (12) months prior to application, as determined by the customer's utility for billing purposes. In the event this calculation is not possible (e.g. no interval data available), Program Administrators may use the billing demand in a customer's utility bill.

Table 10: CGB C&I Customer Upfront Incentive Structure (Tranche 3) (1/1/25 through 3/31/26)

Capacity Block (MW)	Upfront Incentive ($/kWh)*		
	Small Commercial Tier	Medium Commercial Tier	Large Commercial Tier
0-50 MW	$182.00	$159.25	$91.00
50-75 MW	$164.00	$143.50	$82.00
75-126.1 MW	$146.00	$127.75	$73.00

Small Commercial is a C&I customer with annual peak demand <200 kW
Medium Commercial is a C&I customer with annual peak demand 200 kW - 500 kW
Large Commercial is a C&I customer with annual peak demand >500 kW
*Upfront incentives are calculated based on rated energy capacity (kWh).

Table 11: CGB C&I Customer Enrollment Incentive Structure (Effective 4/1/26)

Customer Category	Enrollment Incentive Rate*
Commercial (Non-Priority)	N/A
Commercial (Priority)	$10/kWh

*Enrollment incentives are calculated based on rated energy capacity (kWh)

In cases of mixed-use or where a customer's classification as Residential, Commercial, or MFAH is not clear, the Program Administrators will use utility data or publicly available municipal data or contact the customer directly to make a determination. The Program Administrators will have final say in determining customer class.

Priority Customer Designation

Customers that qualify as one or more of the following priority class customers will be eligible for an additional incentive adder including Customers on the Grid Edge, Critical Facilities, C&I Customers

replacing Fossil Fuel Generators, and Small Business Customers. Definitions and limitations for each customer class are defined below[39].

Table 12: Legacy Program Upfront Incentive Priority Customer Adder

Upfront Incentive Adder	Customer Category
+25%: Non-Residential	Small Business
	Critical Facilities
	Customers Replacing Fossil Fuel Generators
	Grid Edge
+50%: Residential	Grid Edge

Customers on the Grid Edge

Customers on the Grid Edge are defined as (1) the top ten percent of circuits with the highest number of outages per customer during major storms since July 1, 2012, and (2) the top ten percent of circuits with the longest outages due to major storms since July 1, 2012. A map of circuits that meet grid edge criteria can be found in the Program's website.

Critical Facilities

As of January 1, 2024 Critical Facilities shall be defined by the revised definition according to Gen. Stat. § 16-243y(a)(2)[40]. EDCs will confirm applicant's qualification as a critical facility as part of the application process.

Commercial and Industrial Customers Replacing Fossil Fuel Generators

This category applies to C&I customers who are replacing an existing fossil fuel generators with an energy storage system of comparable size. Customers must demonstrate their plan to decommission the fossil fuel generator(s) with a Decommissioning Plan. A template Decommissioning Plan is included in Appendix F. Decommissioning Plans are subject to review and approval by Program Administrators in order to qualify for the Upfront Incentive adder. Customers must fully decommission the existing fossil fuel generator and may not sell or otherwise redeploy the fossil fuel generator. The Program Administrators reserve the right to audit and inspect the customer's site to ensure the generator has been decommissioned.

Small Business Customers

Small business customers are commercial and industrial customers with less than 200 kW annual peak demand.

Hybrid Incentives

Hybrid projects are defined as those where a single BESS will be interconnected to a single utility account where the building is used for both multifamily affordable housing (MFAH) and other

[39] Priority Customers that applied to ESS prior to January 1, 2023 may participate in ISO-NE Forward Capacity Markets with approval from Program Administrators. See ESS Program Manual dated January 2, 2022 for more information.
[40] Critical Facilities Definition to be used as of January 1, 2024 https://www.cga.ct.gov/2023/act/pa/pdf/2023PA-00157-R00HB-06853-PA.pdf

nonresidential activities. The method used to calculate Hybrid project Upfront Incentives is as follows:

1. PAs will review all available consumption and demand data to determine a proportion of the consumption and/or demand to be applied to each use case (ex: 40% MFAH, 60% C&I).
2. The C&I incentive portion will be calculated based on the proportion of the demand and/or consumption attributable to the commercial operations (ex: if 60% C&I, then the kW / kWh ratings of the BESS and the customer's annual peak demand will be multiplied by 60% and entered into the then-current C&I incentive calculator).
3. The Residential portion will be calculated based on the remaining proportion of the BESS at the then-current incentive level for MFAH (ex: in the above case, 40% of the BESS kW and kWh entered into the low-income residential incentive calculator). The Residential portion cannot exceed $16,000 per residential unit.
4. The C&I and Residential incentive portions will be totaled for a final approved Upfront Incentive amount but cannot exceed 50% of the total project cost.

6.2. Passive Dispatch

ⓘ Sec 6.2 applies **only** to **Legacy Program** customers enrolled in Passive Dispatch.

CGB, in consultation with the EDCs, is responsible for developing the guidelines governing Passive Dispatch.[41] Legacy customers that received an Upfront Incentive (Residential Customers, Commercial – Fully Enrolled Customers, and Priority Customers, collectively "Passive Dispatch Participants") must participate in the Passive Dispatch portion of the Program.[42] This requires setting the BESS to automatically store and dispatch energy through the BESS to reduce demand during summer peak periods (see Table 3). Typically, Passive Dispatch participants will not need to take any action for their BESS to respond to a Passive discharge event, as the BESS shall be pre-programmed to participate in Passive events according to the Program schedule. The residential BESS participating in Energy Storage Solutions will be required to have capability to export to the grid in order to maximize benefits to the grid.[43] The conditions that allow for exemption will be detailed in separate Program materials as the factors affecting those conditions evolve.

As part of the Application process, the Program Administrators will require all Passive Dispatch Participants to sign the Data Release and Terms & Conditions Agreement (see Appendix B and G) asserting compliance with the Passive Dispatch guidelines. Customers may deviate from Passive Dispatch parameters (without penalty) only under the following circumstances:

- During emergency events as determined by the relevant EDC.
- During Active Dispatch events as determined by the relevant EDC.

[41] Authority, Order No. 3 in Docket No. 21-08-05. "No later than October 1, 2021, the Program Administrators shall also develop and file for the Authority's review and approval rules guiding the distribution of the upfront incentive payment to participating electric storage system owners in Docket No. 21-08-05 consistent with the direction provided in Section III.C."
[42] If such customers seek to receive the upfront incentive and/or the upfront incentive adder.
[43] Unless exception is granted, as detailed in Sec. 4 (Customer Enrollment Process)

- During severe weather events as determined by the relevant EDC or by the BESS Operator, Aggregator, or OEM where there is a high likelihood of a grid outage

Approved BESS Operators, Aggregators, or OEMs participating in Passive Dispatch must report all Passive Dispatch event hours during which their batteries were unable to perform due to an OEM-triggered severe storm event occurring within an uncanceled Passive Dispatch period. Such reports shall be submitted to the Program Administrators after the end of the Program's Passive Dispatch season by October 15 of each year. As supporting evidence, Approved BESS Operators, Aggregators or OEMs must provide clear rationale and relevant data (e.g., National Weather Service alerts for the specific dates when the battery did not perform) to justify the cancellation of the Passive Dispatch hour.

During Passive Dispatch events, Passive Dispatch Participants are required to discharge down to 20% of the BESS rated capacity. The Passive Dispatch window is 3 hours in duration.

For example: a fully-charged BESS with 15 kWh rated energy capacity will have a maximum of 12 kWh available for Passive Dispatch and 3 kWh for reserve. During Passive Dispatch, the BESS will discharge at an average rate of 4 kWh per hour for the 3-hour duration. This is illustrated in the chart below:

Figure 1**: 15 kWh Battery Passive Dispatch**

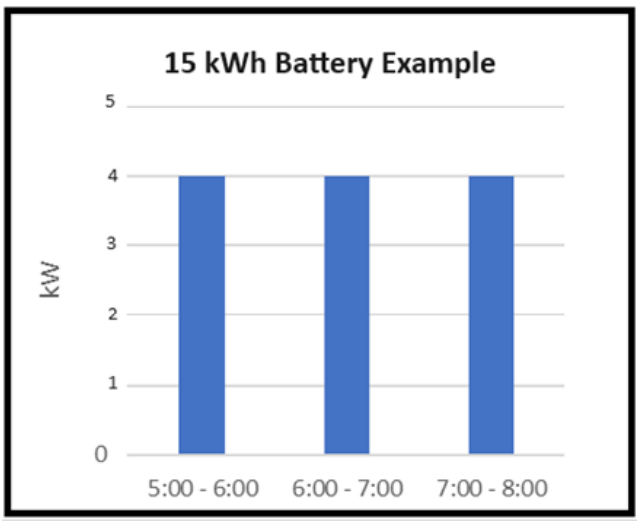

6.2.1. Legacy Passive Dispatch Season Performance and Claw Back

Passive Dispatch Participants will be required to participate in Passive Dispatch events for ten (10) full years beginning on the date their system is connected to its respective DERMS. Participants who enroll partway through a Passive Dispatch season will not be penalized for partial participation. Rather, they will participate in the remainder of the season for Year 1, and in the beginning of the season for Year 11, totaling 10 full seasons of participation. Exiting from Energy Storage Solutions before the end of this period, or non-performance in Passive events during this period, will result in

non-compliance with Program requirements and the system owner will be required to return a prorated portion of the un-earned incentive.

The claw back evaluation process will commence at the end of each summer season. The evaluation will determine whether a participating BESS scored greater than 90% for the Passive Dispatch season.[44]

Passive Dispatch participants are expected to make all efforts to have their BESS perform in compliance with Passive Dispatch rules. Program Administrators may periodically audit BESS that consistently perform below expectations (whether or not they comply with the Passive Dispatch Season Performance calculation below) to ensure ratepayer benefits are maximized.

Table 13 [continued on the next page] describes the formula that will be used to determine each Legacy Participant's **Passive Dispatch Season Performance**.

[44] Legacy Passive Dispatch Participants are expected to dispatch 80% of available energy over the 3-hour Passive Dispatch window as uniformly as possible in accordance with the Passive Dispatch Season Performance criteria.

Table 13: Legacy Passive Dispatch Season Performance Formula

Purpose	Formula Component
To ensure participants still receive credit for dispatching less than the required amount and to relax the Program's uniform dispatch requirements, values may be less than 1 but no greater than 2. These values will then be summed across all Passive Dispatch event hours. An optimal score would be 1 for each hour [45].	**Σ** (the energy discharged during a Passive Dispatch called event hour) / ((1/3) * (system's available capacity at the start of the respective Passive Dispatch event – 20% of nameplate capacity)) [The allowable range for each Passive Dispatch hour's score is 0 to 2 and scores that calculate as greater than 2 will be capped at 2.] **+**
To fully incentivize peak reduction through Active Dispatch participation[46]**.**	(all Active Dispatch event hours called to replace a cancelled Passive Dispatch event in which a BESS discharged at least some portion of its available energy) **+**
To ensure participants are not penalized for Passive events canceled by the Program Administrators.	(all Passive Dispatch hours cancelled by the Program Administrators that were not replaced by an Active Dispatch event) **+**
To prevent penalties for OEM-triggered storm events that are beyond the customer's control, allowing system usage during power outages.	(all Passive Dispatch event hours called, and all Active Dispatch event hours called to replace a Passive Dispatch event, in which a battery could not perform because it was responding to an OEM-triggered severe storm event, provided the dispatch hour was not also cancelled by the Program Administrators) ***/***
To include all possible Passive Dispatch hours, if no events were canceled.	(total possible Passive Dispatch hours in a given season)

[45] The total score for this component is the sum of all individual scores from all Passive event hours unaffected by other formula components. Energy storage systems enrolled in Passive Dispatch should discharge 1/3 of their available energy during each Passive Dispatch event hour. For example, the system should discharge approximately 26.67% of its energy per hour (80%/3), assuming the system is fully charged at the start of the Passive event and accounting for the Program's 20% reserve requirement, in order to earn full credit (three points) for the event. However, if the same system only discharges 13.34% of its nameplate capacity during the first Passive Dispatch hour, it would receive a score of 0.5 for that hour instead of a score of one.

[46] As long as a system contributes any amount of energy back to the grid during each Active Dispatch event hour that replaces a canceled Passive Dispatch event, the system will receive full participation credit for those hours under the Passive Dispatch event participation formula.

The **first Formula Component** is used to score each Passive Dispatch hour in each season and is expressed mathematically below:

$$\frac{kWh\ discharged\ over\ passive\ dispatch\ hour}{\frac{1}{3} * (Available\ kWh\ -(0.2 * BESS\ Nameplate\ Capacity))}$$

Note: If score calculated above is greater than 2, the score will be capped at 2.

The **entire calculation** used to score Passive Dispatch Season Performance is:

$$Passive\ Dispatch\ Season\ Performance = \frac{A + B + C + D}{E}$$

A = Sum of Passive event scores for season
B = Passive Dispatch hours replaced by Active events
C = All Passive Dispatch hours canceled by the Program Administrators that were not replaced by an Active Dispatch event
D = All Passive Dispatch event hours called, and all Active Dispatch event hours called to replace a Passive Dispatch event in which a battery could not perform because it was responding to an OEM-Triggered Severe Storm event, provided the Dispatch hour was not also canceled by the Program Administrators
E = Total potential Passive Dispatch hours for the season

Passive Dispatch Season Performance values **less than 90% will trigger a claw back**. When the claw back is triggered, the system owner will be responsible for a Violation Fee[47] as follows:

$$\left(1 - \left(\frac{Passive\ Dispatch\ Season\ Performance}{0.9}\right)\right) * (Upfront\ Incentive * 0.1)$$

For systems that are owned by the participant (i.e. not owned by a third party), the Program Administrators may first contact the BESS Operator or OEM to investigate the cause of noncompliance. The BESS Operator or OEM can opt to pay the Violation Fee on behalf of the participant, though it is not required. For systems that are owned by a third-party, the Program Administrators will contact the system owner directly.

In the event that Violation Fees are not paid as described above, available performance incentive payouts will be swept by CGB until the cost of the Violation Fee is recovered. If a clawback fee cannot be fully offset in the same Program year, the remaining amount shall roll forward to the next Program year and be deducted from any applicable performance incentives until the obligation is satisfied. If no performance incentive payouts are available to be swept or if a project's clawback fee remains unpaid after reasonable collection efforts through performance incentives over multiple Program years, the Authority may authorize direct collection from the system owner via outreach or legal means at a later date.

[47] For legacy systems enrolled mid-season, the period between the beginning of the season and enrollment in the program will not be assessed as "non-compliance" in the first year.

If the system owner is able to demonstrate a valid reason for non-compliance (e.g. equipment or software failure beyond the system owner's control), they may appeal the Violation Fees to CGB directly. The Program Administrators are prohibited from unilaterally waiving any upfront incentive clawback fees. All clawback fee waivers require review and approval from the Public Utilities Regulatory Authority (PURA). To facilitate this process, the Program Administrators must submit all recommended clawback fee waivers to PURA for approval annually by November 1.

Detailed examples of Passive Dispatch Season Performance and Violation Fees are provided at www.energystorageCT.com/contractor-resources.

Passive Dispatch Participants will also be automatically enrolled in Active Dispatch.

If a pattern of consistent non-performance of a particular BESS OEM, Operator, or Aggregator is identified, the Program Administrators will work with that party to improve performance. In the event that the OEM, Operator, or Aggregator is unable to improve performance due to technical issues, the Program Administrators reserve the right to suspend the OEM, Operator, or Aggregator per the process outlined in Section 4.

6.3. Calculation of Upfront Incentive

ⓘ Sec 6.3 applies **only** to **Legacy Program** customers enrolling in Passive Dispatch.

The calculation of the Upfront incentive is primarily based on the nameplate energy capacity (kWh) of the BESS, with some limiting factors. The upfront residential incentive is calculated based on the **minimum** of the following three formulas:

- Residential Formula 1: BESS rated energy capacity (kWh) * [Applicable $/kWh rate at time of incentive application][48]
- Residential Formula 2: 50% of BESS total installed cost
- Residential Formula 3: Maximum per-residential unit incentive of $16,000[49]

The upfront C&I incentive is calculated based on the **minimum** of the following two formulas:

- C&I Formula 1: BESS rated energy capacity (kWh) * [Rate applicable to demand tier][50].
- C&I Formula 2: 50% of BESS total installed cost

C&I systems are limited in power (kW) eligible to receive an upfront incentive to 150% of the customer's annual peak demand or 2 MW, whichever is greater. The following illustrative examples demonstrate how incentive calculations work. These examples assume Residential Step 1 incentive rates from Table 8 and Commercial & Industrial 0-50MW Capacity Block incentive rates from Table 10. For additional examples and a calculator tool, along with the latest incentive rates and schedule, please visit the Energy Storage Solutions website.

Example 1 - In the case of a 5 kW, 13.5 kWh battery with an installed cost of $20,000, for a standard Residential Customer:

[48] kWh level as determined depending on the project type and incentive level as provided in Table 8.
[49] Residential Formula 3 does not apply to Multifamily Affordable Housing installations
[50] kWh level as determined depending on the project type and incentive level as provided in Table 10.

- 13.5 kWh * $250/kWh, or $3,375
- 50% of $20,000, or $10,000
- Maximum incentive of $16,000

The customer would receive an upfront incentive of $3,375.

Example 2 – In the case of two batteries that add up to 15.2 kW, 36 kWh with an installed cost of $30,000, for a *grid-edge* Residential Customer:

- 36 kWh * $250/kWh, or $9,000 + 50% adder = $13,500
- 50% of $30,000, or $15,000
- Maximum incentive of $16,000

The customer would receive an upfront incentive of $13,500.

Example 3 – In the case of two batteries that add up to 10 kW, 27 kWh with an installed cost of $30,000, for a low-income Residential Customer:

- 27 kWh * $600/kWh, or $16,200
- 50% of $30,000, or $15,000
- Maximum incentive of $16,000

The customer would receive an upfront incentive of $15,000.

Example 4 – In the case of a 250 kW, 675 kWh battery for a medium-sized Commercial customer with an annual peak demand of 240 kW and an installed cost of $378,000 (Tranche 3 Step 1)

- 675 kWh * $159.25/kWh, or $107,494
- 50% of $378,000, or $189,000

The customer would receive an upfront incentive of $107,494.

Example 5 – In the case of a 3 MW, 10 MWh battery for a large-sized Commercial *grid-edge* customer with an annual peak demand of 2 MW and an installed cost of $2,500,000 (Tranche 3 Step 1)

- 10,000 kWh * $91/kWh, or $910,000 +25% grid-edge adder = $1,137,500
- 50% of $2,500,000, or $1,250,000

The customer would receive an upfront incentive of $1,137,500

Example 6 – In the case of a 1.4 MW, 5 MWh battery for a small-sized Commercial *small business customer* with an annual peak demand of 180 kW and an installed cost of $1,950,000 (Tranche 3 Step 1)

- System is > 150% of customer's peak demand, but < 2 MW. Incentive cap not exceeded.
- Tiered incentive calculation[51] + 25% small business adder = $741,406
- 50% of $1,950,000, or $975,000

[51] Use current ESS Calculator available at www.energystorageCT.com/contractor-resources for a detailed breakdown of the tiered incentive calculation.

The customer would receive an upfront incentive of $741,406

Example 7 – In the case of a 3 MW, 15 MWh battery for a large-sized Commercial customer with an annual peak demand of 750 kW and an installed cost of $3,500,000 (Tranche 3 Step 1)

- System is not capable of dispatching 80% of its capacity in a 3-hour Passive Dispatch window
- System is > 150% of customer's peak demand and > 2 MW, exceeding incentive cap
- 150% of peak demand = 1.125 MW. Capped system size is 2 MW

The project must be redesigned and resubmitted.

For Eligible BESS Equipment that was approved prior to the Passive Dispatch window changing from 5 hours to 3 hours, ("Legacy Eligible BESS Equipment"), customers may apply for a prorated upfront incentive that is calculated based on the portion of the BESS that can comply with the current Passive Dispatch rules.

Example 8 – In the case of a 5 kW, 30 kWh battery for a residential customer, the battery is not capable of discharging 80% of its nameplate capacity in 3 hours for 90% seasonal participation due to the limitation of the inverter size. The customer may enroll **up to** 20.83 kWh of capacity: $5\ \text{kW} * 3\ \text{hours} / 80\%\ \text{discharge} / 90\%\ \text{minimum participation} = 20.83.$

This formula may also be stated as $[\text{Inverter Size}] * 4.166$ for the minimum threshold of participation, or $[\text{Inverter Size}] * 3.75$ to allow 10% buffer for missed Passive Dispatch events.

6.4. Calculation of Enrollment Incentive (Effective 4/1/26)

ⓘ Sec 6.4 applies **only** to **Construct 5** customers enrolling on or after 4/1/26.

The calculation of the Enrollment Incentive is based on the nameplate energy capacity (kWh) of the BESS. Both residential and commercial Enrollment Incentives are calculated based on the following rates:

Customer Category	Enrollment Incentive Rate*
Residential (Non-Grid Edge)	$30/kWh
Residential (Grid Edge)	$130/kWh
Commercial (Non-Priority)	N/A
Commercial (Priority)	$10/kWh

*Enrollment incentives are defined based on rated energy capacity (kWh)

For additional examples and a calculator tool, along with the latest incentive rates and schedule, please visit the Energy Storage Solutions website.

Example 1 - In the case of a 5 kW, 13.5 kWh battery for a standard non-grid edge residential customer:

- 13.5 kWh * $30

The customer would receive an upfront incentive of $405.

Example 2 - In the case of a 5 kW, 13.5 kWh battery for a grid edge residential customer:

- 13.5 kWh * $130

The customer would receive an upfront incentive of $1,755.

Example 3 - In the case of a 7 MW, 15 MWh battery for a grid edge commercial customer:

- 15,000 kWh * $10

The customer would receive an upfront incentive of $150,000.

6.5. Active Dispatch

Sec 6.1 applies to **both** Legacy Program customers **and** Construct 5 Customers. Sec 6.5 applies to all customers enrolling in Energy Storage Solutions, including those enrolled after April 1, 2026.

Active Dispatch Participants will be enrolled and eligible to participate in Active events for ten (10) full years beginning on the date their system is connected to its respective DERMS. Customers can enroll at any time. A customer who enrolls part way through a season may participate in the remainder of the season for Year 1, and in the beginning of the season for Year 11, totaling 10 full seasons of participation. Exiting from Energy Storage Solutions Active Dispatch before the end of this period or declining events will not yield any violation. When an Active Dispatch event is called, the Passive Dispatch event for that day is cancelled. In the situation that an Active Dispatch event is called by the EDCs during the Passive Dispatch hours, the Active Dispatch shall take precedence over the Passive Dispatch event.

Table 14: Summer and Winter Active Dispatch Parameters

	Summer	Winter
Season Dates	June 1 – September 30	November 1 – March 31
Number of Events	30-60	1-5 (Legacy) 1-10 (Construct 5)
Event Duration	1 - 3 hours	1 - 3 hours
Timing	12:00 PM to 9:00 PM	12:00 PM to 9:00 PM

The incentive rate tied to performance during Active Dispatch events for each option is shown in Table 15 and Table 16.

Table 15: Active Dispatch Performance Incentive for Legacy Customers (1/1/22 – 3/31/26)

BESS Performance Period	Years 1 – 5	Years 6 – 10
Summer Performance Incentive ($/kW)*	$200	$115
Winter Performance Incentive ($/kW)*	$25	$15

*Applies equally to all customer types. Performance incentives are based on average kW-AC contribution during the season, determined by actual system performance during events as indicated by inverter data, not nameplate capacity.

Table 16: Active Dispatch Performance Incentive for Construct 5 Customers (Effective 4/1/26)

Customer Class	Years 1 – 5	Years 6 – 10
Small or Medium C&I	$325/kW	$175/kW
Large C&I	$275/kW	$175/kW
Standard Residential	$300/kW	
Underserved Residential*	$450/kW	
Low-Income Residential*	$550/kW	

*Applies based on Customer Class at the time of application. Performance incentives are based on average kW-AC contribution during the season, determined by actual system performance during events as indicated by inverter data, not nameplate capacity.
**For Construct 5 customers choosing the biannual payment option, the annual performance incentives will be allocated 11% to winter dispatch and 89% to summer dispatch

Participating customers are eligible to receive performance incentives for the same BESS for up to 10 years. These 10 years of eligible performance incentives may be structured as one rate for 10 years, or split into an opening period (years 1 – 5) and a closing period (years 6 – 10). Customers may also be granted a construction hold commencing on the Reservation of Funds (ROF) date (if extensions are granted per Sec. 3.6). The construction hold will temporarily lock in the performance incentive rates at that cycle while the BESS is built. The extension hold requires certain milestones are met as described in Section 3. Systems built under the granted timeframe (if granted an extension per Sec. 3.6) may be immediately eligible to start their enrollment term upon successfully completing all required completion milestones. Systems that require longer than the granted timeframe of construction or those that do not meet the required milestones within the hold must re-apply to Energy Storage Solutions and will be reviewed under the cycle rates current to that time.

If a system's opening period commenced mid-season, that system will receive 0 kW as performance for any missed events but will be allowed to earn performance on any remaining events of that season.

Table 17: Project Application and Approval Timeline

Milestone	Duration
Application to Program	-
Application Approval	30 days (Max) from Application
Construction Hold	36 Months (Max) from ROF Approval (Described in Section 4: Enrollment)
Enrollment Start	The sooner of: 36 Months from Application approval or System ready for dispatch
Program Performance End	10 Years from Enrollment Start

6.6. Active Dispatch Incentive Rates and Average Performance

ⓘ Sec 6.6 applies to **both** Legacy Program customers **and** Construct 5 Customers.

Performance is measured as the average discharge capacity from the BESS across all Active events during the given season. If the BESS is dispatched with less than 24 hours notice, the event will not be counted in the calculation of the seasonal performance incentive however, BESS that participate in such events will be compensated for their performance at the applicable rates. If a participant opts out of an event or has some communication or other issue that prevents them from discharging during an event, they will be given a 0 kW performance for that event. These will affect the participant's average performance and incentive.

The performance incentive rates refer to the average dispatch amount across all events of the dispatch season. Eligible BESS Aggregators, Operators, or OEMs must provide twenty-four hours a day, seven days a week service with 15-minute intervals (or more granular data) for the entire demand response season in order to receive fees or for their customers to receive performance incentives. Lapses in service that result in missing data during an event will result in performance being measured at 0 kW-AC for the duration of the missing data. Performance per event is equal to the average discharge rate of the BESS in kW-AC over the length of the event as described below.

Active Dispatch does not require the customer to hold any reserve capacity. Events will dispatch assuming all capacity is available to the OEM minimum required reserve capacity. Therefore, participants may dispatch their full available capacity during Active Events to maximize performance incentives. This would yield an average dispatch of 1/3 of the usable energy capacity per hour during a 3-hour event for a fully charged battery.

Using the previous example of a 15 kWh system, a participant with a fully charged system would be able to participate at up to 5 kWh per hour over a 3-hour Active Dispatch event, for an average of 5 kW for that event, provided there is no OEM minimum required reserve capacity set for the system.

Continuing with this example, a typical summer season may have 40 Active Dispatch events called. This participant did not participate in 5 events. This could be due to many reasons such as the BESS not being installed until mid-season, participant opt-outs, or the Operator was unable to provide data. In all cases of non-participation, the participant is given 0 kW across those event hours. However, for the remaining event hours the participant participated at an average hourly output of 5 kW. The average of 5 3-hour events at 0 kW and 35 3-hour events at 5 kW is an average summer seasonal performance of 4.375 kW. **For Construct 5 customers, the summer performance rate is equal to 89% of the approved Performance Rate.** The summer performance incentive will be calculated as $200/kW x 4.375 kW = $875 (Legacy customer) or $300/kW x 4.375 x 89% = $1,168 (Construct 5),.

For Legacy customers or Construct 5 customers who elect for seasonal payments, the average season performance for winter events will be a separate incentive calculation using the same process, based on the winter performance rate. **For Construct 5 customers, the winter performance rate is equal to 11% of the approved Performance Rate.** If the participant in the example participates, as expected, at 5 kW for all winter events the Standard incentive would be calculated as: $25/kW x 5 kW = $125 (Legacy) or $300/kW x 5kW x 11% = $165 (Construct 5). Over the course of both seasons this participant was able to earn $875 + $125 = $1,000 (Legacy) or $1,168 + $165 = $1,333 (Construct 5) in Active Dispatch performance incentives for the year.

The calculation of incentive benefit specified here is subject to change by the Program Administrators (with PURA's approval) and will be indicated on the Program website, customer enrollment forms and other Program materials.

6.7. Incentive Payment Process

ⓘ Sec 6.7 applies to **both** Legacy Program customers **and** Construct 5 Customers.

CGB will administer all upfront or enrollment payment following the approval of the Application, an inspection (if opted-in) or self-inspection of the system's installation at the discretion of the Program Administrators, and the provision of proof of enrollment in both Active and Passive Dispatch (where applicable) portions of Energy Storage Solutions. The relevant EDC will administer the incentive payments for summer and winter performance, as calculated in the "Incentive Rates and Average Performance" section. For legacy Passive Dispatch customers, the relevant EDC will issue the seasonal Active Performance payment after Passive Claw Back amounts are finalized and subtracted from the Active Performance payment due. New Construct 5 Customers or Legacy Passive Dispatch whose clawback obligations have been fully met will typically be paid within 6-8 weeks of the conclusion of the dispatch season.

Upfront and Enrollment Incentive Payments

Upfront and Enrollment incentives are provided as upfront discounts reflected in the customer's purchase or lease agreement with their Contractor or TPO. CGB will disburse upfront incentive reimbursements to eligible Contractors or TPOs as indicated on the Application.

After incentive Reservation and once the system is installed and energized, Contractors and TPOs shall submit proof of project completion and interconnection through the Customer Enrollment Platform. Once verified by CGB that installation was performed in accordance with the original or

amended incentive application, all completion documentation has been submitted and approved, Passive Dispatch enrollment has been verified (where applicable), and all applicable Program requirements have been met, the project will be eligible to have the Upfront or Enrollment Incentive reimbursed to the Contractor or TPO. CGB will process incentive payments to Contractors and TPOs in monthly batches.

If a battery system is not installed properly or in accordance with the proposed system specifications submitted to the Program Administrators, CGB reserves the right to withhold or recalculate Upfront or Enrollment incentive payments based on actual installed equipment and site conditions. Additionally, the Program Administrators may stop approving incentive applications and/or withhold payments for Contractors and TPOs that consistently have problems properly installing BESS and/or complying with the requirements of Energy Storage Solutions.

Additional information regarding Upfront and Enrollment Incentive payments will be made available by the Program Administrators in a separate document on the Energy Storage Solutions website.

Performance Incentive Data and Payments

Performance incentives will be calculated in accordance with Section 6.3. and paid by the EDCs following the Summer and Winter seasons for all customers enrolled prior to April 1, 2026.

The relevant EDC will administer the incentive payments for summer and winter performance, as calculated in the “Incentive Rates and Average Performance” section. For legacy Passive Dispatch customers, the relevant EDC will issue the seasonal payment after Passive Claw Back amounts are finalized and subtracted from the Active Performance payment due. New Construct 5 Customers or Legacy Passive Dispatch whose clawback obligations have been fully met will typically be paid within two months of the conclusion of the dispatch season

Customers enrolling on or after April 1, 2026 will have the option to receive their performance incentive payments either annually or biannually at the point of program application. Customers who select the annual payment option will receive a single payment that combines both the winter and summer performance incentives. This payment will be issued within two months of the conclusion of the summer dispatch season. Customers who select the biannual payment option will receive two separate payments: one for the winter dispatch season and one for the summer dispatch season. Each payment will be issued within two months after the respective dispatch season concludes. The incentive rates are 11% ($33/kW for Residential standard) for the winter dispatch season, and 89% ($267/kW for Residential standard) for the summer dispatch season.

To enhance data transparency and support Program enrollment, the Program Administrators must provide all available Active and Passive Dispatch performance data to ESS customers upon request, within 90 days after the end of a dispatch season after a data request is made.

Direct Payments

Battery storage owners will have access to direct payment options, which will support PURA’s key Program objectives, including facilitating deployment of battery storage in LMI and vulnerable communities, while at the same time reducing risk to homeowners and capital providers and lowering system financing costs.

Customers can designate a direct payment payee at the time of enrollment, and EDCs will assign performance incentive payments in part of in full to a TPO, vendor, financial institution, or other party as specified by the Customer. Customer must complete a Direct Payment Beneficiary Form, available in Appendix G or at energystorageCT.com/contractor-resources.

6.8. Days for Dispatch Events

ⓘ Sec 6.8 applies to **both** Legacy Program customers **and** Construct 5 Customers.

Active discharge events are called on weekends, weekdays, or holidays – for both summer and winter.

Passive discharge events are limited to non-holiday weekdays during the Summer season (June, July and August) only. Holidays excluded from Passive Dispatch events include:

Table 18: Holidays for Passive Dispatch Events

Dispatch Season	Holiday	Typical Date
Summer	Independence Day	July 4
Summer	Juneteenth	June 19

6.9. No Demand Response Events Before Large Storms

ⓘ Sec 6.9 applies to **both** Legacy Program customers **and** Construct 5 Customers.

Customers often purchase energy storage systems in part for backup power during power outages. Under non-storm operating scenarios, no more than 80 percent of available energy capacity will be used during Passive events, leaving 20 percent available for backup power. The EDCs will cancel events (Active or Passive) for the two (2) days preceding any predicted Emergency Restoration Plan level (level 1-5) outage events, leaving the customer to use the BESS as the customer deems appropriate.

6.10. Performance Testing

ⓘ Sec 6.10 applies to **both** Legacy Program customers **and** Construct 5 Customers.

The Program Administrators may conduct performance tests of the BESS during installation or during periodic inspections (if opted-in). However, the Program Administrators may periodically elect to run communication tests to ensure all notification processes are functioning. A BESS Commissioning & Acceptance Testing program that will ensure that system perform as designed and that the system meets the Technical Requirements and performs as expected. Commissioning documentation typically includes but is not limited to:

- Electrical Design verification
- Certificates of Code Compliance
- Power/Energy Capability testing

- Modes of Operation testing in Local/Remote Control
- Functional acceptance testing of fire detection and suppression
- Network Integration and SCADA point verification
- First Responder orientation record

BESS OEMs, Operators, and Aggregators may work with CGB, the EDCs, and the Program's DERMS providers, if necessary, to call up to two Passive Dispatch test events per year. Participation in these test events shall be optional and not affect the Upfront Incentive Claw Back provisions detailed in Section 6.

Remainder of this page intentionally left blank

Section 7: Storage Configuration Considerations

7.1. Co-Participation in ISO-NE Market Programs

Residential, commercial, and industrial customers and/or the corresponding TPO will be able retain capacity rights without the ability to monetize such rights (i.e., participation in the ISO-NE FCM) as the default Program arrangement. **However, for projects that applied for enrollment in ESS prior to January 1, 2023 and met one of four criteria as a Priority Customer at the time of application**, TPOs and C&I customers were permitted to request capacity rights in order to monetize storage assets into ISO-NE market programs.

Customers who are participating in ISO-NE at the same facility but not through the storage assets supported by Energy Storage Solutions (traditional curtailment) will still retain the rights to that capacity. Energy storage system operators with capacity rights must adopt the Passive Dispatch settings established pursuant to the Authority's final decision. However, they may operate outside the Passive Dispatch parameters to meet ISO-NE market obligations if they meet all requirements established by the operational control model. Projects that do not participate in an Active demand response event will not receive the corresponding performance incentive.

7.2. ISO-NE Market Participation Verification Process

During the incentive application process, customers must inform Program Administrators of their intent to participate in the ISO-NE Forward Capacity Market (FCM) and/or ancillary services market. Customers wishing to participate in ISO-NE markets must apply for eligibility at the time of application.

BESS participating in Energy Storage Solutions may participate in ISO-NE ancillary services market that allow participation by load reducers for the purposes of developing the load forecast used in calculating the Installed Capacity Requirement. Accordingly, such projects shall operate under the Passive Dispatch settings to the furthest possible extent but can override the baseline settings in order to satisfy any ISO-NE market requirements. Following each Passive and Active Dispatch season, individual battery owners or battery aggregators participating in FCM or ancillary services market, must submit a self-certification stating (1) whether they participated in ISO-NE markets, 2.) which market(s) they participated in, (3) the days and hours of such participation, (4) the compensation received for each event; and (5) whether the compensation is from a third-party aggregator or directly from the market net of administrative fees. Program Administrators will work with EM&V Provider to confirm ISO-NE market participation by these assets, and the level of their participation, in order to better understand how such participation impacts the expected Program benefit-cost ratios and any implications for the Program's Active and Passive Dispatch settings.

7.3. Monetization of Capacity Rights

Only project owners as specified in Section 7.1 can monetize capacity rights in the ISO-New England Forward Capacity Markets via Forward Capacity Auctions (FCA), Annual Reconfiguration Auctions (ARA) or Monthly Reconfiguration Auctions (MRA).

To ensure that the ratepayer benefits that the Authority is seeking are achieved (i.e., RIM≥1.4 for the Program), the Program Administrators will monitor FCM participation based on the total capacity of systems that qualify for ISO-NE market participation at the time of enrollment. If greater than 25% of systems eligible to participate in the FCM opt to monetize capacity rights, the Program Administrators will notify the Authority. The 25% benchmark will be calculated annually based on the total MW of systems eligible to participate in ISO-NE markets divided by the total MW deployed in Energy Storage Solutions. At the completion of the first year of the program, and every subsequent year, Program Administrators will evaluate customers participation in ISO-NE markets, its impact on the program RIM, and the suitability of this benchmark.

Program Administrators will develop an ISO-NE market participation verification process to better understand how such participation impacts the expected Program benefit-cost ratios and any implications for the Program's Active and Passive Dispatch settings, and its findings will be incorporated in Program annual reports.

7.4. Storage Configurations & Interconnection

7.4.1. Renewable Energy Plus Storage

Customers with interconnected renewable energy systems, such as solar photovoltaics and wind turbines, may participate in Energy Storage Solutions. The investment tax credit (ITC), also known as the federal solar tax credit, may provide added incentives for energy storage systems charged by renewable energy systems. Consult a tax professional with any additional questions. The battery system's performance will be limited by the terms and conditions established in the approved interconnection agreement.

7.4.2. Storage Only Systems

Customers who do not have a renewable energy system but do have an energy storage system that charges from the grid may participate in Energy Storage Solutions. If the system will be running in parallel to the grid, it must go through the normal interconnection process with the relevant EDC. The battery system's performance will be limited by the terms and conditions established in the approved interconnection agreement.

Remainder of this page intentionally left blank

Section 8: System Disposal

8.1 Eligible Contractor and Third-Party Owner Responsibilities

The decommissioning of any BESS participating in Energy Storage Solutions shall be completed by the Contractor, TPO, or another party as designed by the Contractor or TPO. The Contractor or TPO shall be held responsible by the Program Administrators for ensuring that all appropriate steps have been taken to dispose of and recycle all BESS components in such a manner that minimizes waste and environmental harm in compliance with all local, state, and federal regulations.

Remainder of this page intentionally left blank

Appendix A: Eligible Equipment List

The most current Eligible Equipment List is available at https://energystorageact.com/submitted_ess_system_status_list/.

All new applicants must submit a New Technology Application (Appendix C) to be reviewed and approved by the Program Administrators to be added to the Eligible Equipment List. The BESS equipment will be approved once the New Technology Application has been reviewed and approved, and the equipment manufacturer and/or BESS Operator or Aggregator has signed a Scope of Work, including a plan of integration, with the respective Distributed Energy Resource Management System (DERMS) provider. Final Approval of equipment is contingent upon completing integration with the respective DERMS.

Appendix B.1: Residential Customer Terms and Conditions and Data Release (EnergyHub)

This document applies only to projects submitted through 3/31/2026

ENERGY STORAGE SOLUTIONS

RESIDENTIAL CUSTOMER TERMS AND CONDITIONS and DATA RELEASE

Welcome to Energy Storage Solutions ("Program"). By becoming a Participant of the Program, you may reduce stress on the grid in your electricity service area. By participating in the Program, you may be eligible to receive the Reward described below, subject to these Program Terms and Conditions ("**Terms**"). To become a Participant in the Program, you must submit an application to, and have it accepted by, both the Sponsor and the Program Administrator via an Eligible Contractor or Eligible Third-Party Owner (as each is defined below). You must have an installed and operational BESS, pre-approved by the Program Administrators, to participate in this Program.

Binding Agreement. By applying for the Program, you agree to comply with and be bound by these Terms if your application is accepted and approved by the Sponsor and the Program Administrator (as defined below). However, in the event your application is not accepted or approved, you will not be subject to these Terms. Failure to comply with these Terms may result in your unenrollment from the Program. The decisions of the Sponsor and the Program Administrator regarding your eligibility to participate are final and binding in all respects. Sponsor reserves the right in its sole discretion to unenroll any Participant for, among other things: (1) tampering or attempting to tamper with the operation of the Program; or (2) violating these Terms or the terms and conditions of use of any of Sponsor Parties' property or service. **Any false information provided within the context of the Program by any Participant is a violation of these Terms and may result in the immediate unenrollment of a Participant and forfeiture of any Reward.**

About the Program. Applicants whose applications to participate in the Program are submitted by the enrollment deadline and accepted by the Program Administrator (**"Participants", "you", and "your"**) and who fully comply with these Terms may receive an incentive, as set forth below (**"Reward"**), to be provided to you by Program Administrator following the conclusion of the Program term. To receive the Reward, you must be accepted as a Participant by the Sponsor and Program Administrator, and your participation must not be withdrawn or terminated. Acceptance of these Terms does not guarantee eligibility or approval for the Program or any Reward thereunder.

Definitions. In the context of these Terms,

- The Program is provided by EnergyHub, Inc., 41 Flatbush Avenue, Suite 400A, Brooklyn, NY 11217 ("**Sponsor**").
- "**Adjustment Events**" mean times during the Program Period when the DER Vendor will [control Participant's Device(s) (on behalf of the Sponsor Parties) to signal the Device to charge, discharge, or change its mode of operation, change device mode, setpoint, or other settings, as applicable].
- **"BESS"** means your battery energy storage system
- **"DER"** means distributed energy resource
- **"DER Vendor"** means
- **"Device"** means your BESS, which can be monitored and operated during the Program by DER Vendor's network operations center.

SAMPLE

- "**Eligible Contractor**" means a qualified contractor who has been approved by the Energy Storage Solutions Program Administrators
- "**Eligible Third-Party Owner**" means a qualified Third-Party Owner who has been approved by the Energy Storage Solutions Program Administrators.
- "**FAA**" means the Federal Arbitration Act.
- "**Participant**" means an applicant that has been accepted into the Program by the Program Administrator.
- "**Program**" means the Energy Storage Solutions Program.
- "**Program Data**" means data related to your identity, your Adjustment Event opt-in or opt-out status, your energy usage and/or energy production, your Program Administrator account, your [electricity / gas] bill, and operational data about your Device(s).
- **Program Manual**" means the Program manual published by the Program Administrators on their websites, as may be amended, supplemented, or otherwise modified from time to time.
- "**Program Period**" means the duration of the Program, as described in the Program Manual. [The Summer Program runs from June 1st – September 30th; the Winter Program runs from November 1st – March 31st.]
- **"Program Administrators"** means Connecticut Green Bank, United Illuminating, and Eversource, their respective successors and assigns, and each of their respective affiliates, agents, directors, officers, and employees.
- "**Reward**" means an incentive offered to you for participation in the Program.
- "**Service**" means the connection between your Device(s) and the DER Vendor platform.
- **"Sponsor Parties"** means Sponsor, DER Vendor, and Program Administrator, their respective successors and assigns, and each of their respective affiliates, agents, directors, officers, and employees.
- "**Terms**" means these Program Terms and Conditions.

Application Consent by Participant. By submitting an application to enroll as a Participant, you authorize the Sponsor Parties to 1) collect and exchange data related to your identity, your Adjustment Event opt-in or opt-out status, your energy usage and/or energy production, your Program Administrator account, your electric bill, and operational data about your Devices, including any such data for the period of up to eighteen months prior to the date of Participant's enrollment (collectively, "**Program Data**"), solely for the purposes of determining your eligibility for the Program and operating the Program; 2) review and analyze all of your Program Data for the purposes of the Sponsor Parties fulfilling their obligations under the Program and applicable law, improving the Program and as otherwise permitted by applicable law, and to exchange conclusions with each other and publish results based on those conclusions, provided that they treat all such Program Data in accordance with their respective privacy policies; 3) automatically signal your Devices to take part in Adjustment Events for this Program or for general system testing purposes; 4) send you emails, text messages and other notifications related to the Program, including about your enrollment status and Program-related adjustments to your Devices; 5) send you emails, text messages and other notifications related to surveys about the Program and to share your responses to such surveys among the Sponsor Parties; 6) summarize the results of the Program in publicly-available studies, provided that any Program Data included in such studies will be anonymous such that you are not individually identifiable. In the event that Participant unenrolls, withdraws or the Program is terminated, the Sponsor Parties shall be permitted to use any of the Participants Program Data which was gathered prior to such date in accordance with these Terms.

Eligibility and Enrollment. You may apply to become a Participant and participate in the Program if you meet the following eligibility criteria and do the following:

- You must be at least 18 years of age;

SAMPLE

- You must have one or more Devices that are compatible with and connected to the DER Vendor platform ("Service") and compatible with the Program design;
- Maintain an active account in good standing on the Service and a continuous connection between your enrolled Devices and the Service;
- Assist Sponsor Parties' support personnel in troubleshooting and resolving connectivity, firmware and other Device-related issues;
- Have an active electric account with your Eversource or United Illuminating in the state of Connecticut;
- Have a Home Energy Solutions or equivalent energy efficiency auditor conduct an audit of the location of the Device prior to the disbursement of any Reward;
- Grant the Program Administrators the right to inspect the Device prior to the disbursement of any Reward;
- Remain in compliance with any Program requirements and the Program Manual; and
- Not remove the Device from the State of Connecticut for ten (10) years after the Participant's enrollment in the Program or move the Device to a different location within the State of Connecticut without the approval of the Program Administrators. This requirement shall survive Participant's termination, unenrollment or withdrawal from the Program or the termination of the Program prior to such date.

Program Period. The Program will run for the Program Period. You may be automatically re-enrolled in subsequent Program Periods at Sponsor's discretion, subject to the then-current Terms for the Program. You may unenroll from the Program at any time

Program Description. Participant agrees to allow DER Vendor, on behalf of the Sponsor Parties, to control the Participant's Devices during the Program Period. Such adjustments are referred to as "**Adjustment Events**." Adjustment Events may signal the Device to charge, discharge, or change its mode of operation, change device mode, setpoint, or other settings. For certain types of services offered by the Sponsor Parties, an Adjustment Event may occur even if the Device is in any kind of hold mode at the start of the Adjustment Event. Participant may opt out of a current or future Adjustment Event at any time by directly adjusting the Device or contacting DER Vendor. Note, that by opting out of over 10% of Passive Adjustment Events you are at risk of surrendering some or all of the Reward and may have to return any previously received Reward, as more particularly described in the Program Manual.

How to Apply. You can apply to participate in the Program through an Eligible Contractor or Eligible Third-Party Owner. The Sponsor Parties may accept or reject your application in their discretion.

How to Withdraw. Once you are accepted as a Participant in the Program, you may withdraw by emailing the Sponsor contact address specified below. Withdrawal will not affect the other services provided by the Sponsor Parties to you. By withdrawing, you may (1) have to surrender some or all of the Reward and may have to return any previously received Reward, as more particularly described in the Program Manual, (2) not be able t0 participate in the Program in the future or other programs offered by Sponsor.

Program Termination. Sponsor's ability to offer the Program is contingent on receiving certain approvals and acceptances from Program Administrator. If such approvals and acceptances are withheld or withdrawn, or if the Program is declared unlawful, the Program will be terminated along with the Reward. Further, Sponsor's ability to offer the Program to you is contingent on Sponsor's agreements with DER Vendor, and in the event such agreement(s) terminate for any reason, your participation in the Program will be terminated along with the Reward. In the event of such termination, DER Vendor may provide notice to you by email, and Sponsor may provide notice at www.energyhub.com. Termination of the Program will not

SAMPLE

affect any payment obligations you may have for your DER Vendor Device, and your DER Vendor customer agreement will remain in effect.

Disqualification. The Sponsor Parties may terminate your participation in the Program and Reward at any time and without liability upon notice to you via email if you violate these Terms or applicable law, if you do not comply with any reasonable request from a Sponsor Party in connection with this Program, if your Program Administrator declares you ineligible for the Program, if your account with Sponsor or DER Vendor is no longer in good standing, or if you do not maintain a continuous connection between your enrolled Device(s) and the Service. If you enroll in a conflicting energy program through Sponsor Parties, Sponsor may terminate your participation in the Program without liability and without notice. Disqualification from the Program will not affect any payment obligations you may have for your DER Vendor Device, and your DER Vendor customer agreement will remain in effect.

Privacy Notice. By participating in the Program, you agree that the Sponsor Parties may collect your personal information or data and that if they cannot collect the required information or data, you may not be eligible to participate in the Program. Sponsor Parties will administer your personal information and usage data consistent with these Terms and each company's then-current privacy policy. Sponsor's privacy policy is located at: http://www.energyhub.com/privacy-policy

Connecticut Green Bank ("Green Bank") is a public agency for purposes of the Connecticut Freedom of Information Act ("FOIA"). Any material submitted to the Green Bank will be considered a public record and will be subject to disclosure under FOIA. Under Connecticut General Statute §1-210(b) and § 16-245n(d), FOIA includes exemptions for trade secret and commercial or financial information given in confidence. Only the particular information falling within a statutory exemption can be withheld by the Green Bank. In no event shall the Green Bank or any of its officers, directors or employees have any liability for the disclosure of documents or information in the Green Bank's possession where the Green Bank, or such officer, director or employee in good faith believes the disclosure to be required under FOIA or other law.

Changes in Your Electricity Costs. Sponsor Parties are not responsible for any changes in your electricity costs during the Program.

Information. You represent and warrant to Sponsor that the information you provide to Sponsor while applying for and during the course of the Program is accurate and complete, and you agree to promptly notify Sponsor if any information you provided during your application for the Program has changed.

General Conditions. This Program is governed by the laws of the State of Connecticut without regard to its applicable principles of conflicts of law. The Sponsor Parties' failure to enforce any term of these Terms shall not constitute a waiver of that provision. THE SPONSOR PARTIES ARE NOT RESPONSIBLE OR LIABLE FOR ANY INCORRECT OR INACCURATE PROGRAM APPLICATION INFORMATION, AND ASSUME NO RESPONSIBILITY FOR (I) TYPOGRAPHICAL OR OTHER ERRORS IN THE PRINTING OF THE PROGRAM MATERIALS OR THE OFFERING OR ANNOUNCEMENT OF ANY REWARD, (II) ANY ERROR, OMISSION, INTERRUPTION, DEFECT OR DELAY IN OPERATION OR TRANSMISSION AT ANY WEBSITE, (III) FAILURE OF ANY APPLICATION TO BE RECEIVED BY SPONSOR DUE TO TECHNICAL PROBLEMS, TELEPHONE SERVICE PROBLEMS, PRINTING ERRORS, HUMAN ERROR OR TRAFFIC CONGESTION ON THE INTERNET OR AT ANY WEBSITE, (IV) COMMUNICATIONS LINE, HARDWARE AND/OR SOFTWARE FAILURES, (V) DAMAGE TO ANY COMPUTER OR DEVICE

SAMPLE

(SOFTWARE OR HARDWARE) RESULTING FROM PARTICIPATION IN THE PROGRAM, (VI) THEFT OR DESTRUCTION OF, TAMPERING WITH, UNAUTHORIZED ACCESS TO, OR ALTERATION OF APPLICATIONS AND/OR PROGRAM APPLICATION INFORMATION, OR (VII) APPLICATIONS WHICH ARE LATE OR LOST, OR (VIII) ANY LOSS OF INCOME DUE TO DEVICE CONTROL. THE PROGRAM ADMINISTRATORS ARE NOT RESPONSIBLE, AND ASSUME NO RESPONSIBILITY OR LIABILITY, FOR: (IX) WORK OR WORKMANSHIP OF DER VENDOR, OR (X) ANY DESIGN, ENGINEERING, CONSTRUCTION, PERMITTING, LICENSSING, CERTIFICATION, APPROVAL, PERFORMANCE, OR SAFETY OF THE DEVICE. PARTICIPANT ASSUMES ALL RISK OF PARTICIPATION IN THE PROGRAM. TO THE MAXIMUM EXTENT PERMITTED BY LAW, YOU INDEMNIFY AND AGREE TO KEEP THE SPONSOR PARTIES (AND EACH OF THEIR RESPECTIVE AFFILIATES, AGENTS, DIRECTORS, OFFICERS, AND EMPLOYEES) INDEMNIFIED AT ALL TIMES FROM AND AGAINST ANY LIABILITY, CLAIMS, DEMANDS, LOSSES, DAMAGES, COSTS AND EXPENSES THAT ARISE FROM OR ARE RELATED TO ANY ACT, DEFAULT OR OMISSION BY YOU AND/OR A BREACH OF ANY WARRANTY BY YOU AND/OR TO ANY ACT, DEFAULT OR OMISSION BY YOU UNDER THESE TERMS. TO THE MAXIMUM EXTENT PERMITTED BY LAW, YOU AGREE TO HOLD THE SPONSOR PARTIES (AND EACH OF THEIR RESPECTIVE AFFILIATES, AGENTS, DIRECTORS, OFFICERS, AND EMPLOYEES) HARMLESS FROM ANY INJURY OR DAMAGE CAUSED OR CLAIMED TO BE CAUSED BY PARTICIPATION IN THE PROGRAM AND/OR USE OR ACCEPTANCE OF ANY REWARD OTHER THAN FOR: (1) DEATH OR PERSONAL INJURY ARISING AS A RESULT OF SPONSOR'S NEGLIGENCE OR BREACH OF CONTRACT; OR (2) THE SPONSOR PARTIES' FRAUDULENT MISREPRESENTATION OR DELIBERATE BREACH OF CONTRACT. THE SPONSOR PARTIES (AND EACH OF THEIR RESPECTIVE AFFILIATES, AGENTS, DIRECTORS, OFFICERS, AND EMPLOYEES) HAVE NO LIABILITY TO ANY PARTICIPANT FOR ANY LOSS, DAMAGE, COSTS OR EXPENSE INCURRED AS A RESULT OF OR IN CONNECTION WITH A PARTICIPANT'S PARTICIPATION IN THE PROGRAM. If any provision of these Terms is held to be invalid or unenforceable, all remaining provisions of these Terms will remain in full force and effect. These Terms will be binding on the Sponsor Parties and their respective successors and assigns, and Participant. Participant may not assign these Terms without the written consent of Sponsor whereas Sponsor may assign these Terms to any third party. The Sponsor Parties are not responsible for the policies, actions, or inactions of others that might prevent the Participant from entering, participating, or claiming a Reward. For the avoidance of doubt, it is specifically understood and agreed that there shall be no personal liability on the part of any affiliates, agents, directors, officers, and employees of each Sponsor Party under these Terms.

These Terms constitutes the entire agreement between Sponsor Parties and a Participant relating to the subject matter hereof and supersedes all other such prior or contemporaneous oral and written agreements and understandings.

Arbitration. If you and the Sponsor do not resolve any dispute by informal negotiation, any other effort to resolve the dispute will be conducted exclusively by binding individual arbitration governed by the Federal Arbitration Act ("FAA"). You are giving up the right to litigate (or participate in as a party or class member) all disputes in court before a judge or jury. Instead, all disputes will be resolved on an individual basis before a neutral arbitrator, whose decision will be final except for a limited right of appeal under the FAA. Any court with jurisdiction over the parties may enforce the arbitrator's award.

No Class Action Procedure. Notwithstanding any of the foregoing or any other provision of these Terms, class arbitration or class actions are not permitted under any circumstance. You and the Sponsor agree that, by entering into this Agreement, THE PARTIES MAY BRING CLAIMS AGAINST THE OTHER ONLY IN THEIR RESPECTIVE INDIVIDUAL CAPACITY, and not as a plaintiff or class member in any purported

class or representative proceeding. Further, you agree that the arbitrator may not consolidate proceedings or more than one person's claims, and may not otherwise preside over any form of a representative or class proceeding. Although the non-availability of any form of representative or class proceeding is clear from this Agreement, should any dispute arise regarding or relating to the existence, validity, enforceability, or interpretation of the No Class Action procedures provisions above, the federal court located in Connecticut, Connecticut shall have the sole and exclusive jurisdiction to hear and determine the issue.

Changes to the Terms. Sponsor may modify these Terms at any time. We will notify you by email at the most current email address we have on record for you when we make any material changes to these Terms, and the effective date of the modified Terms, which will be after the date of our notice to you. Your continued participation in the Program thereafter signifies your acceptance to such modified Terms. The modified Terms will apply only to disputes that arise after the effective date of such modified Terms. We will also post the most current version of the Terms on our website specified below and encourage you to check this site frequently.

Acceptance of Agreement. The use of an electronic signature process to accept and sign these Terms, including your indication of acceptance of these Terms by a click-through or click-wrap process presented on Sponsor's website, shall constitute effective execution and delivery of these Terms, and shall form a binding contract between you and the Sponsor, and the other Sponsor Parties shall be express third party beneficiaries hereof and may enforce the provisions hereof as if they were a party hereto..

Additional Program Details. Additional program details are available at www.energystorageCT.com. Contact information for Sponsor Parties and DER Vendor:

Contact information for **Program Administrators** and **Sponsor Parties:**

Connecticut Green Bank
75 Charter Oak Ave., Suite 1-103
Hartford, CT 06106
(860) 563-0015
energystorage@ctgreenbank.com

EnergyHub, Inc.
41 Flatbush Avenue, Suite 400A
Brooklyn, NY 11217
(718) 522-7051
info@energyhub.com

Eversource Energy
107 Selden St., Berlin, CT 06037
(800) 286-2000
energystoragesolutions@eversource.com

DER VENDOR NAME
ADDRESS
CITY STATE
PHONE | EMAIL

_____
Customer Signature

_____
Customer Name

_____
Date

SAMPLE

© 2021 EnergyHub, Inc. All rights reserved.

Appendix B.2: Residential Customer Terms and Conditions and Data Release (Uplight)

This document applies only to projects submitted through 3/31/2026

ENERGY STORAGE SOLUTIONS

RESIDENTIAL CUSTOMER TERMS AND CONDITIONS and DATA RELEASE

Version 3/25/2025

Welcome to the Energy Storage Solutions ("Program"). By becoming a Participant of the Program, you may reduce stress on the grid in your electricity service area. By participating in the Program, you may be eligible to receive the Reward described below, subject to these Program Terms and Conditions ("**Terms**"). To become a Participant in the Program, you must submit an application to, and have it accepted by, both the Sponsor and the Program Administrator via an Eligible Contractor or Eligible Third-Party Owner. You must have an installed and operational Battery Energy Storage System, pre-approved by the Program Administrators, to participate in this Program.

Binding Agreement. By applying for the Program, you agree to comply with and be bound by these Terms if your application is accepted and approved by the Sponsor and the Program Administrator. However, in the event your application is not accepted or approved, you will not be subject to these Terms. Failure to comply with these Terms may result in your unenrollment from the Program. The decisions of the Sponsor and the Program Administrator regarding your eligibility to participate are final and binding in all respects. Sponsor reserves the right in its sole discretion to unenroll any Participant for, among other things: (1) tampering or attempting to tamper with the operation of the Program; or (2) violating these Terms or the terms and conditions of use of any of Sponsor Parties' property or service. **Any false information provided within the context of the Program by any Participant is a violation of these Terms and may result in the immediate unenrollment of a Participant and forfeiture of any Reward.**

About the Program. Applicants whose applications to participate in the Program are submitted by the enrollment deadline and accepted by the Program Administrator (**"Participants", "you", and "your"**) and who fully comply with these Terms may receive an incentive, as set forth below (**"Reward"**), to be provided to you by Program Administrator following the conclusion of the Program term. To receive the Reward, you must be accepted as a Participant by the Sponsor and Program Administrator, and your participation must not be withdrawn or terminated. Acceptance of these Terms does not guarantee eligibility or approval for the Program or any Reward thereunder.

Definitions. In the context of these Terms,

- The Program is provided by Uplight, Inc., 2490 Junction Place, Suite 300, Boulder, CO 80301 ("**Sponsor**").
- "**Adjustment Events**" mean times during the Program Period when the DER Vendor will [control Participant's Device(s) (on behalf of the Sponsor Parties) to signal the Device to charge, discharge, or change its mode of operation, change device mode, setpoint, or other settings, as applicable].
- **"BESS"** means your battery energy storage system
- **"DER"** means distributed energy resource
- **"DER Vendor"** means Uplight, Inc.
- **"Device"** means your BESS, which can be monitored and operated during the Program by DER Vendor's network operations center.
- "**Eligible Contractor**" means a qualified contractor who has been approved by the Energy Storage Solutions Program Administrators
- "**Eligible Third-Party Owner**" means a qualified Third-Party Owner who has been approved by the Energy Storage Solutions Program Administrators.
- "**FAA**" means the Federal Arbitration Act.
- "**Participant**" means an applicant that has been accepted into the Program by the Program Administrator.
- "**Program**" means the Energy Storage Solutions Program.
- "**Program Data**" means data related to your identity, your Adjustment Event opt-in or opt- out status, your energy usage and/or energy production, your Program Administrator account, your electricity bill, and operational data about your Device(s).
- **Program Manual**" means the Program manual published by the Program Administrators on their websites, as may be amended, supplemented, or otherwise modified from time to time.
- "**Program Period**" means the duration of the Program, as described in the Program Manual. The Summer Program runs from June 1st – September 30th; the Winter Program runs from November 1st – March 31st.
- **"Program Administrators"** means Connecticut Green Bank, United Illuminating, and Sponsor, their respective successors and assigns, and each of their respective affiliates, agents, directors, officers, and employees.
- "**Reward**" means an incentive offered to you for participation in the Program.
- "**Service**" means the connection between your Device(s) and the DER Vendor platform.
- **"Sponsor Parties"** means Sponsor, DER Vendor, and Program Administrator, their respective successors and assigns, and each of their respective affiliates, agents, directors, officers, and employees.
- "**Terms**" means these Program Terms and Conditions.
- "**Vendor Fee**" means any fee taken by a BESS Operator or Aggregator in exchange for operating a customer's BESS, either as a flat rate or a percentage of performance incentives paid.

Application Consent by Participant. By submitting an application to enroll as a Participant, you authorize the Sponsor Parties to 1) collect and exchange data related to your identity, your Adjustment Events opt-in or opt-out status, your energy usage and/or energy production, your Program Administrator account, your electric bill, and operational data about your Devices, including any such data for the period of up to eighteen months prior to the date of Participant's enrollment (collectively, "**Program Data**"), solely for the purposes of determining your eligibility for the Program and operating the Program; 2) review and analyze all of your Program Data for the purposes of the Sponsor Parties fulfilling their obligations under the Program and applicable law, improving the Program and as otherwise permitted by

applicable law, and to exchange conclusions with each other and publish results based on those conclusions, provided that they treat all such Program Data in accordance with their respective privacy policies; 3) automatically signal your Devices to take part in Adjustment Events for this Program or for general system testing purposes; 4) send you emails, text messages and other notifications related to the Program, including about your enrollment status and Program-related adjustments to your Devices; 5) send you emails, text messages and other notifications related to surveys about the Program and to share your responses to such surveys among the Sponsor Parties; 6) summarize the results of the Program in publicly-available studies, provided that any Program Data included in such studies will be anonymous such that you are not individually identifiable. In the event that Participant unenrolls, withdraws or the Program is terminated, the Sponsor Parties shall be permitted to use any of the Participants Program Data which was gathered prior to such date in accordance with these Terms.

Eligibility and Enrollment. You may apply to become a Participant and participate in the Program if you meet the following eligibility criteria and do the following:

- You must be at least 18 years of age;
- You must have one or more Devices that are compatible with and connected to the DER Vendor platform ("Service") and compatible with the Program design;
- Maintain an active account in good standing on the Service and a continuous connection between your enrolled Devices and the Service;
- Assist Sponsor Parties' support personnel in troubleshooting and resolving connectivity, firmware and other Device-related issues;
- Have an active electric account with United Illuminating in the state of Connecticut;
- Have a Home Energy Solutions or equivalent energy efficiency auditor conduct an audit of the location of the Device prior to the disbursement of any Reward;
- Grant the Program Administrators the right to inspect the Device prior to the disbursement of any Reward;
- Remain in compliance with any Program requirements and the Program Manual; and
- Not remove the Device from the State of Connecticut for ten (10) years after the Participant's enrollment in the Program or move the Device to a different location within the State of Connecticut without the approval of the Program Administrators. This requirement shall survive Participant's termination, unenrollment or withdrawal from the Program or the termination of the Program prior to such date.

Program Period. The Program will run for the Program Period. You may be automatically re-enrolled in subsequent Program Periods at Sponsor's discretion, subject to the then-current Terms for the Program. You may unenroll from the Program at any time

Program Description. Participant agrees to allow DER Vendor, on behalf of the Sponsor Parties, to control the Participant's Devices during the Program Period. Such adjustments are referred to as "**Adjustment Events**." Adjustment Events may signal the Device to charge, discharge, or change its mode of operation, change device mode, setpoint, or other settings. For certain types of services offered by the Sponsor Parties, an Adjustment Event may occur even if the Device is in any kind of hold mode at the start of the Adjustment Event. Participant may opt out of a current or future Adjustment Event at any time by directly adjusting the Device or contacting DER Vendor. Note, that by opting out of over 10% of Adjustment Events you are at risk of surrendering some or all of the Reward and may have to return any previously received Reward, as more particularly described in the Program Manual.

How to Apply. You can apply to participate in the Program through an Eligible Contractor or Eligible Third-Party Owner. The Sponsor Parties may accept or reject your application in their discretion.

How to Withdraw. Once you are accepted as a Participant in the Program, you may withdraw by emailing the Sponsor contact address specified below. Withdrawal will not affect the other services provided by the Sponsor Parties to you. By withdrawing, you may (1) have to surrender some or all of the Reward and may have to return any previously received Reward, as more particularly described in the Program Manual, (2) not be able to participate in the Program in the future or other programs offered by Sponsor.

Program Termination. Sponsor's ability to offer the Program is contingent on receiving certain approvals and acceptances from Program Administrator. If such approvals and acceptances are withheld or withdrawn, or if the Program is declared unlawful, the Program will be terminated along with the Reward. Further, Sponsor's ability to offer the Program to you is contingent on Sponsor's agreements with DER Vendor, and in the event such agreement(s) terminate for any reason, your participation in the Program will be terminated along with the Reward. In the event of such termination, DER Vendor may provide notice to you by email, and Sponsor may provide notice at www.energystorageCT.com. Termination of the Program will not affect any payment obligations you may have for your DER Vendor Device, and your DER Vendor customer agreement will remain in effect.

Disqualification. The Sponsor Parties may terminate your participation in the Program and Reward at any time and without liability upon notice to you via email if you violate these Terms or applicable law, if you do not comply with any reasonable request from a Sponsor Party in connection with this Program, if your Program Administrator declares you ineligible for the Program, if your account with Sponsor or DER Vendor is no longer in good standing, or if you do not maintain a continuous connection between your enrolled Device(s) and the Service. If you enroll in a conflicting energy program through Sponsor Parties, Sponsor may terminate your participation in the Program without liability and without notice. Disqualification from the Program will not affect any payment obligations you may have for your DER Vendor Device, and your DER Vendor customer agreement will remain in effect.

Privacy Notice. By participating in the Program, you agree that the Sponsor Parties may collect your personal information or data and that if they cannot collect the required information or data, you may not be eligible to participate in the Program. Sponsor Parties will administer your personal information and usage data consistent with these Terms and each company's then-current privacy policy. Sponsor's privacy policy is located at: https://uplight.com/privacy-policy/

Connecticut Green Bank ("Green Bank") is a public agency for purposes of the Connecticut Freedom of Information Act ("FOIA"). Any material submitted to the Green Bank will be considered a public record and will be subject to disclosure under FOIA. Under Connecticut General Statute §1-210(b) and § 16-245n(d), FOIA includes exemptions for trade secret and commercial or financial information given in confidence. Only the particular information falling within a statutory exemption can be withheld by the Green Bank. In no event shall the Green Bank or any of its officers, directors or employees have any liability for the disclosure of documents or information in the Green Bank's possession where the Green Bank, or such officer, director or employee in good faith believes the disclosure to be required under FOIA or other law.

Changes in Your Electricity Costs. Sponsor Parties are not responsible for any changes in your electricity costs during the Program.

Information. You represent and warrant to Sponsor that the information you provide to Sponsor while applying for and during the course of the Program is accurate and complete, and you agree to promptly notify Sponsor if any information you provided during your application for the Program has changed.

General Conditions. This Program is governed by the laws of the State of Connecticut without regard to its applicable principles of conflicts of law. The Sponsor Parties' failure to enforce any term of these Terms shall not constitute a waiver of that provision. THE SPONSOR PARTIES ARE NOT RESPONSIBLE OR LIABLE FOR ANY INCORRECT OR INACCURATE PROGRAM APPLICATION INFORMATION, AND ASSUME NO RESPONSIBILITY FOR (I) TYPOGRAPHICAL OR OTHER ERRORS IN THE PRINTING OF THE PROGRAM MATERIALS OR THE OFFERING OR ANNOUNCEMENT OF ANY REWARD, (II) ANY ERROR, OMISSION, INTERRUPTION, DEFECT OR DELAY IN OPERATION OR TRANSMISSION AT ANY WEBSITE, (III) FAILURE OF ANY APPLICATION TO BE RECEIVED BY SPONSOR DUE TO TECHNICAL PROBLEMS, TELEPHONE SERVICE PROBLEMS, PRINTING ERRORS, HUMAN ERROR OR TRAFFIC CONGESTION ON THE INTERNET OR AT ANY WEBSITE, (IV) COMMUNICATIONS LINE, HARDWARE AND/OR SOFTWARE FAILURES, (V) DAMAGE TO ANY COMPUTER OR DEVICE (SOFTWARE OR HARDWARE) RESULTING FROM PARTICIPATION IN THE PROGRAM, (VI) THEFT OR DESTRUCTION OF, TAMPERING WITH, UNAUTHORIZED ACCESS TO, OR ALTERATION OF APPLICATIONS AND/OR PROGRAM APPLICATION INFORMATION, OR (VII) APPLICATIONS WHICH ARE LATE OR LOST, OR (VIII) ANY LOSS OF INCOME DUE TO DEVICE CONTROL. THE PROGRAM ADMINISTRATORS ARE NOT RESPONSIBLE, AND ASSUME NO RESPONSIBILITY OR LIABILITY, FOR: (IX) WORK OR WORKMANSHIP OF DER VENDOR, OR (X) ANY DESIGN, ENGINEERING, CONSTRUCTION, PERMITTING, LICENSSING, CERTIFICATION, APPROVAL, PERFORMANCE, OR SAFETY OF THE DEVICE. PARTICIPANT ASSUMES ALL RISK OF PARTICIPATION IN THE PROGRAM. TO THE MAXIMUM EXTENT PERMITTED BY LAW, YOU INDEMNIFY AND AGREE TO KEEP THE SPONSOR PARTIES (AND EACH OF THEIR RESPECTIVE AFFILIATES, AGENTS, DIRECTORS, OFFICERS, AND EMPLOYEES) INDEMNIFIED AT ALL TIMES FROM AND AGAINST ANY LIABILITY, CLAIMS, DEMANDS, LOSSES, DAMAGES, COSTS AND EXPENSES THAT ARISE FROM OR ARE RELATED TO ANY ACT, DEFAULT OR OMISSION BY YOU AND/OR A BREACH OF ANY WARRANTY BY YOU AND/OR TO ANY ACT, DEFAULT OR OMISSION BY YOU UNDER THESE TERMS. TO THE MAXIMUM EXTENT PERMITTED BY LAW, YOU AGREE TO HOLD THE SPONSOR PARTIES (AND EACH OF THEIR RESPECTIVE AFFILIATES, AGENTS, DIRECTORS, OFFICERS, AND EMPLOYEES) HARMLESS FROM ANY INJURY OR DAMAGE CAUSED OR CLAIMED TO BE CAUSED BY PARTICIPATION IN THE PROGRAM AND/OR USE OR ACCEPTANCE OF ANY REWARD OTHER THAN FOR: (1) DEATH OR PERSONAL INJURY ARISING AS A RESULT OF SPONSOR'S NEGLIGENCE OR BREACH OF CONTRACT; OR (2) THE SPONSOR PARTIES' FRAUDULENT MISREPRESENTATION OR DELIBERATE BREACH OF CONTRACT. THE SPONSOR PARTIES (AND EACH OF THEIR RESPECTIVE AFFILIATES, AGENTS, DIRECTORS, OFFICERS, AND EMPLOYEES) HAVE NO LIABILITY TO ANY PARTICIPANT FOR ANY LOSS, DAMAGE, COSTS OR EXPENSE INCURRED AS A RESULT OF OR IN CONNECTION WITH A PARTICIPANT'S PARTICIPATION IN THE PROGRAM.

If any provision of these Terms is held to be invalid or unenforceable, all remaining provisions of these Terms will remain in full force and effect. These Terms will be binding on the Sponsor Parties and their respective successors and assigns, and Participant. Participant may not assign these Terms without the written consent of Sponsor whereas Sponsor may assign these Terms to any third party. The Sponsor Parties are not responsible for the policies, actions, or inactions of others that might prevent the Participant from entering, participating, or claiming a Reward. For the avoidance of doubt, it is specifically understood and agreed that there shall be no personal liability on the part of any affiliates, agents, directors, officers, and employees of each Sponsor Party under these Terms.

These Terms constitutes the entire agreement between Sponsor Parties and a Participant relating to the subject matter hereof and supersedes all other such prior or contemporaneous oral and written agreements and understandings.

Arbitration. If you and the Sponsor do not resolve any dispute by informal negotiation, any other effort to resolve the dispute will be conducted exclusively by binding individual arbitration governed by the Federal Arbitration Act ("FAA"). You are giving up the right to litigate (or participate in as a party or class member) all disputes in court before a judge or jury. Instead, all disputes will be resolved on an individual basis before a neutral arbitrator, whose decision will be final except for a limited right of appeal under the FAA. Any court with jurisdiction over the parties may enforce the arbitrator's award.

No Class Action Procedure. Notwithstanding any of the foregoing or any other provision of these Terms, class arbitration or class actions are not permitted under any circumstance. You and the Sponsor agree that, by entering into this Agreement, THE PARTIES MAY BRING CLAIMS AGAINST THE OTHER ONLY IN THEIR RESPECTIVE INDIVIDUAL CAPACITY, and not as a plaintiff or class member in any purported class or representative proceeding. Further, you agree that the arbitrator may not consolidate proceedings or more than one person's claims, and may not otherwise preside over any form of a representative or class proceeding. Although the non- availability of any form of representative or class proceeding is clear from this Agreement, should any dispute arise regarding or relating to the existence, validity, enforceability, or interpretation of the No Class Action procedures provisions above, the federal court located in Connecticut, Connecticut shall have the sole and exclusive jurisdiction to hear and determine the issue.

Changes to the Terms. Sponsor may modify these Terms at any time. We will notify you by email at the most current email address we have on record for you when we make any material changes to these Terms, and the effective date of the modified Terms, which will be after the date of our notice to you. Your continued participation in the Program thereafter signifies your acceptance to such modified Terms. The modified Terms will apply only to disputes that arise after the effective date of such modified Terms. We will also post the most current version of the Terms on our website specified below and encourage you to check this site frequently.

Acceptance of Agreement. The use of an electronic signature process to accept and sign these Terms, including your indication of acceptance of these Terms by a click-through or click-wrap process presented on Sponsor's website, shall constitute effective execution and delivery of these Terms, and shall form a binding contract between you and the Sponsor, and the other Sponsor Parties shall be express third party beneficiaries hereof and may enforce the provisions hereof as if they were a party hereto.

Additional Program Details. Additional program details are available at www.energystorageCT.com. Details regarding specific pre-approved models and Vendor Fees are available at https://energystoragect.com/submitted_ess_system_status_list/.

Contact information for **Program Administrators** and **Sponsor Parties:**

Connecticut Green Bank
75 Charter Oak Ave., Suite 1-103
Hartford, CT 06106
(860) 563-0015
energystorage@ctgreenbank.com

Uplight, Inc.
2490 Junction Place, Suite 300,
Boulder, CO 80301
(720) 921-2100
UI_ESS_support@uplight.com

UI
100 Marsh Hill Rd., Orange, CT 06477
(800) 722-5584 energystoragesolutions@uinet.com

_____
Customer Signature

_____
Customer Name

_____
Date

Appendix B.3: Energy Storage Solutions Terms and Conditions and Data Release (for all customers enrolling in Construct 5)

TERMS AND CONDITIONS and DATA RELEASE

for Residential and Commercial & Industrial customers to participate in

ENERGY STORAGE SOLUTIONS

Version 4/1/2026

Energy Storage Solutions is overseen by the Public Utilities Regulatory Authority (PURA), is paid for by electric ratepayers, and is administered by the Connecticut Green Bank, Eversource, and UI.

Welcome to the Energy Storage Solutions ("Program"). By becoming a Participant of the Program, you may reduce stress on the grid in your electricity service area. By participating in the Program, you may be eligible to receive the Incentive described below, subject to these Program Terms and Conditions ("**Terms**"). To become a Participant in the Program, you must submit an application to, and have it accepted by, both the Sponsor and the Program Administrators via an Eligible Contractor or Eligible Third-Party Owner, or via Self-Enrollment where applicable. You must have an installed and operational Battery Energy Storage System ("**BESS**") that is pre-approved by the Program Administrators to participate in this Program.

Binding Agreement. By applying for the Program, you agree to comply with and be bound by these Terms if your application is accepted and approved by the Sponsor and the Program Administrator. However, in the event your application is not accepted or approved, you will not be subject to these Terms. Failure to comply with these Terms may result in your unenrollment from the Program. The decisions of the Sponsor and the Program Administrator regarding your eligibility to participate are final and binding in all respects. Program Administrators reserve the right in their sole discretion to unenroll any Participant for, among other things: (1) tampering or attempting to tamper with the operation of the Program; or (2) violating these Terms or the terms and conditions of use of any of Sponsor Parties' property or service. **Any false information provided within the context of the Program by any Participant is a violation of these Terms and may result in the immediate unenrollment of a Participant and forfeiture of any Incentive.**

About the Program. Energy Storage Solutions ("**Program**") is a voluntary incentive program offered to residential and commercial customers of The Connecticut Light and Power Company d/b/a Eversource Energy (Eversource) or The United Illuminating Company (UI) who install eligible BESS. The Program supports BESS connected to the electric distribution system that will provide benefits to the grid including ancillary services, peak shaving, support for the deployment of other distributed energy resources, and resilience. The Program was established by the Connecticut Public Utilities Regulatory Authority ("**PURA**") through Docket No. 17-12-03RE03. Participants may qualify for Enrollment Incentives and ongoing Performance Incentives for their participation in the Program.

Applicants whose applications to participate in the Program are accepted by the Program Administrators ("**Participants**", "**you**", and "**your**") and who fully comply with these Terms may receive an incentive or incentives, as set forth below ("**Incentive(s)**"), to be provided to you by Program Administrators. Incentive rates and amounts will be communicated to you via Reservation Letter. To receive the Incentive(s), you must be accepted as a Participant by the Sponsor and Program Administrator, and your participation must not be withdrawn or terminated. Acceptance of these Terms does not guarantee eligibility or approval for the Program or any Incentive thereunder.

Definitions. In the context of these Terms,

- The Program is Administered by the Connecticut Green Bank, Eversource, and UI (collectively, "**Program Administrators**")
- The Program is Provided by the Sponsors. "**Sponsor**" means:
    - **Uplight, Inc**., 2490 Junction Place, Suite 300, Boulder, CO 80301 (for UI residential and all commercial customers) and
    - **EnergyHub, Inc**., 41 Flatbush Avenue, Suite 400A, Brooklyn, NY 11217 (for Eversource residential customers)
- **"BESS"** means your battery energy storage system
- **"BESS Aggregator"** means the entity responsible for the coordination of BESS participating in Dispatch Events within the Program, working as an intermediary between the DERMS and the BESS Operator.
- **"BESS Operator"** means the entity responsible for the coordination of the BESS participating in Dispatch Events within the Program
- "**Confirmation of Enrollment**" means a Letter issued via email communication by Connecticut Green Bank to you to formally confirm your enrollment in the Program, including the applicable incentive amounts and rates.
- **"DER"** means distributed energy resource
- **"DER Vendor"** means the entity that controls your BESS. This is typically the original equipment manufacturer (OEM) but may also be a **BESS Aggregator** or **BESS Operator**.
- **"Device"** means your BESS, which can be monitored and operated during the Program by DER Vendor's network operations center.
- "**Dispatch Events**" mean times during the Program Period when the DER Vendor will control Participant's Device(s) (on behalf of the Sponsor Parties) to signal the Device to discharge or change its mode of operation, change device mode, setpoint, or other settings, as applicable.
- "**Eligible Contractor**" means a qualified contractor who has been approved by the Energy

Storage Solutions Program Administrators

- "**Eligible Third-Party Owner**" means a qualified Third-Party Owner who has been approved by the Energy Storage Solutions Program Administrators. Eligible Third-Party Owners may be entitled to Incentives in lieu of the Participant.
- "**Enrollment Incentive**" means a one-time Incentive offered to eligible Participants or Eligible Third-Party Owners (where applicable) via an Eligible Contractor as an upfront cost reduction. Enrollment Incentives are calculated based on the energy capacity of the BESS. Current rates are posted at energystorageCT.com/incentives.
- "**FAA**" means the Federal Arbitration Act.
- "**Incentive**" means an incentive offered to you or an Eligible Third-Party Owner for participation in the Program as (1) a one-time Enrollment Incentive, (2) an ongoing Performance-Based Incentive, or (3) both.
- "**Participant**" means an applicant that has been accepted into the Program by the Program Administrators.
- "**Performance Incentive**" means an incentive paid to the Participant (or another party as designated by the Participant) on an annual basis following the Summer Season, or on a seasonal basis following the Summer and Winter Seasons based on performance in Program.
- "**Program**" means the Energy Storage Solutions Program."**Program Data**" means data related to your identity, your Dispatch Event opt-in or opt- out status, your energy usage and/or energy production, your Program Administrator account, your electricity bill, and operational data about your Device(s).
- "**Program Manual**" means the Program Manual published by the Program Administrators at energystorageCT.com/contractor-resources, as may be amended, supplemented, or otherwise modified from time to time.
- "**Program Period**" means the Participant's ten-year enrollment term in the Program, as described in the Program Manual. The Summer Season runs from June 1st – September 30th; the Winter Season runs from November 1st – March 31st.
- "**Reservation Letter**" means a Letter issued via email communication by Connecticut Green Bank to you to reserve capacity in the Program, including the applicable incentive amounts and rates, for a project to participate in ESS.
- "**Service**" means the connection between your Device(s) and the DER Vendor platform.
- "**Sponsor Parties**" means Sponsor, DER Vendor, and Program Administrators, their respective successors and assigns, and each of their respective affiliates, agents, directors, officers, and employees.
- "**Terms**" means these Program Terms and Conditions.
- "**Vendor Fee**" means any fee taken by a BESS Operator or Aggregator in exchange for operating a customer's BESS, either as a flat rate or a percentage of performance incentives paid.

Application Consent by Participant. By submitting an application to enroll as a Participant, you authorize the Sponsor Parties to 1) collect and exchange data related to your identity, your Dispatch Events opt-in or opt-out status, your energy usage and/or energy production, your Program Administrator account, your electric bill, and operational data about your Devices, including any such data for the period of up to eighteen months prior to the date of Participant's enrollment (collectively, "Program Data"), solely for the purposes of determining your eligibility for the Program and operating the Program; 2) review and analyze all of your Program Data for the purposes of the Sponsor Parties fulfilling their obligations under the Program and applicable

law, improving the Program and as otherwise permitted by applicable law, and to exchange conclusions with each other and publish results based on those conclusions, provided that they treat all such Program Data in accordance with their respective privacy policies; 3) automatically signal your Devices to take part in Dispatch Events for this Program or for general system testing purposes; 4) send you emails, text messages and other notifications related to the Program, including about your enrollment status and Program-related adjustments to your Devices; 5) send you emails, text messages and other notifications related to surveys about the Program and to share your responses to such surveys among the Sponsor Parties; 6) summarize the results of the Program in publicly-available studies, provided that any Program Data included in such studies will be anonymous such that you are not individually identifiable. In the event that Participant unenrolls, withdraws or the Program is terminated, the Sponsor Parties shall be permitted to use any of the Participants Program Data which was gathered prior to such date in accordance with these Terms. See Privacy Notice below for further detail.

Eligibility and Enrollment. You may apply to become a Participant and participate in the Program if you meet the following eligibility criteria and do the following:

- You must be at least 18 years of age;
- You must have one or more Devices that are compatible with and connected to the DER Vendor platform ("Service") and compatible with the Program design;
- Maintain an active account in good standing on the Service and a continuous connection between your enrolled Devices and the Service;
- Assist Sponsor Parties' support personnel in troubleshooting and resolving connectivity, firmware and other Device-related issues;
- Have an active electric account with Eversource or UI in the state of Connecticut;
- Have a Home Energy Solutions or equivalent energy efficiency auditor conduct an audit of the location of the Device prior to the disbursement of any Incentive; and
- Grant the Program Administrators the right to inspect the Device prior to the disbursement of any Incentive if you have opted into an inspection; and
- Remain in compliance with any Program requirements.

Program Period. The Program will run for the Program Period. You may request to be re-enrolled in subsequent Program Periods at the Program Administrators' discretion, subject to the then-current Terms for the Program. You may unenroll from the Program at any time without penalty.

Program Description. Participant agrees to allow DER Vendor, on behalf of the Sponsor Parties, to control the Participant's Devices during the Program Period. Such adjustments are referred to as "Dispatch Events." Dispatch Events may signal the Device to discharge or change its mode of operation, change device mode, setpoint, or other settings. For certain types of services offered by the Sponsor Parties, an Dispatch Event may occur even if the Device is in any kind of hold mode at the start of the Dispatch Event. Participant may opt out of a current or future Dispatch Event at any time by directly adjusting the Device or contacting DER Vendor.

How to Apply. You can apply to participate in the Program through an Eligible Contractor or Eligible Third-Party Owner, or via your DER Vendor subject to availability. The Sponsor Parties may accept or reject your application based on your eligibility in their discretion and according to the then-current Program Manual, available at www.energystorageCT.com/contractor-resources.

Upon acceptance of your application, you will receive a Reservation Letter via email communication from the Connecticut Green Bank. Upon completion of your enrollment, you will receive a Confirmation of Enrollment via email communication from the Connecticut Green Bank to confirm your enrollment in the Program.

How to Withdraw. Once you are accepted as a Participant in the Program, you may withdraw by emailing the Connecticut Green Bank at the contact address specified below. Withdrawal will not affect the other services provided by the Sponsor Parties to you.

Program Termination. Sponsor's ability to offer the Program is contingent on receiving certain approvals and acceptances from Program Administrators. If such approvals and acceptances are withheld or withdrawn, or if the Program is declared unlawful, the Program will be terminated along with the Incentive. Further, Sponsor's ability to offer the Program to you is contingent on Sponsor's agreements with DER Vendor, and in the event such agreement(s) terminate for any reason, your participation in the Program will be terminated along with the Incentive. In the event of such termination, DER Vendor may provide notice to you by email, and Sponsor may provide notice at www.energystorageCT.com. Termination of the Program will not affect any payment obligations you may have for your DER Vendor Device, and your DER Vendor customer agreement will remain in effect.

Disqualification. The Sponsor Parties may terminate your participation in the Program and Incentive at any time and without liability upon notice to you via email if you violate these Terms or applicable law, if you do not comply with any reasonable request from a Sponsor Party in connection with this Program, if your Program Administrator declares you ineligible for the Program, if your account with Sponsor or DER Vendor is no longer in good standing, or if you do not maintain a continuous connection between your enrolled Device(s) and the Service. If you enroll in a conflicting energy program through Sponsor Parties, Sponsor may terminate your participation in the Program without liability and without notice. Disqualification from the Program will not affect any payment obligations you may have for your DER Vendor Device, and your DER Vendor customer agreement will remain in effect.

Privacy Notice. By participating in the Program, you agree that the Sponsor Parties may collect your personal information or data and that if they cannot collect the required information or data, you may not be eligible to participate in the Program. Sponsor Parties will administer your personal information and usage data consistent with these Terms and each company's then-current privacy policy. Sponsors' privacy policies are located at: energyhub.com/privacy-policy; uplight.com/privacy-policy/; eversource.com/residential/about/privacy-policy; uinet.com/privacy-notice; ctgreenbank.com/privacy-policy/.

Connecticut Green Bank ("Green Bank") is a public agency for purposes of the Connecticut Freedom of Information Act ("FOIA"). Any material submitted to the Green Bank will be considered a public record and will be subject to disclosure under FOIA. Under Connecticut General Statute §1-210(b) and § 16-245n(d), FOIA includes exemptions for trade secret and commercial or financial information given in confidence. Only the particular information falling within a statutory exemption can be withheld by the Green Bank. In no event shall the Green Bank or any of its officers, directors or employees have any liability for the disclosure of documents or information in the Green Bank's possession where the Green Bank, or such

officer, director or employee in good faith believes the disclosure to be required under FOIA or other law.

Changes in Your Electricity Costs. Sponsor Parties are not responsible for any changes in your electricity costs during the Program.

Information. You represent and warrant to Sponsor that the information you provide to Sponsor while applying for and during the course of the Program is accurate and complete, and you agree to promptly notify Sponsor if any information you provided during your application for the Program has changed.

General Conditions. This Program is governed by the laws of the State of Connecticut without regard to its applicable principles of conflicts of law. The Sponsor Parties' failure to enforce any term of these Terms shall not constitute a waiver of that provision. THE SPONSOR PARTIES ARE NOT RESPONSIBLE OR LIABLE FOR ANY INCORRECT OR INACCURATE PROGRAM APPLICATION INFORMATION, AND ASSUME NO RESPONSIBILITY FOR (I) TYPOGRAPHICAL OR OTHER ERRORS IN THE PRINTING OF THE PROGRAM MATERIALS OR THE OFFERING OR ANNOUNCEMENT OF ANY INCENTIVE, (II) ANY ERROR, OMISSION, INTERRUPTION, DEFECT OR DELAY IN OPERATION OR TRANSMISSION AT ANY WEBSITE, (III) FAILURE OF ANY APPLICATION TO BE RECEIVED BY SPONSOR DUE TO TECHNICAL PROBLEMS, TELEPHONE SERVICE PROBLEMS, PRINTING ERRORS, HUMAN ERROR OR TRAFFIC CONGESTION ON THE INTERNET OR AT ANY WEBSITE, (IV) COMMUNICATIONS LINE, HARDWARE AND/OR SOFTWARE FAILURES, (V) DAMAGE TO ANY COMPUTER OR DEVICE (SOFTWARE OR HARDWARE) RESULTING FROM PARTICIPATION IN THE PROGRAM, (VI) THEFT OR DESTRUCTION OF, TAMPERING WITH, UNAUTHORIZED ACCESS TO, OR ALTERATION OF APPLICATIONS AND/OR PROGRAM APPLICATION INFORMATION, OR (VII) APPLICATIONS WHICH ARE LATE OR LOST, OR (VIII) ANY LOSS OF INCOME DUE TO DEVICE CONTROL. THE PROGRAM ADMINISTRATORS ARE NOT RESPONSIBLE, AND ASSUME NO RESPONSIBILITY OR LIABILITY, FOR: (IX) WORK OR WORKMANSHIP OF ELIGIBLE CONTRACTOR, ELIGIBLE THIRD-PARTY OWNER, OR DER VENDOR, OR (X) ANY DESIGN, ENGINEERING, CONSTRUCTION, PERMITTING, LICENSSING, CERTIFICATION, APPROVAL, PERFORMANCE, OR SAFETY OF THE DEVICE. PARTICIPANT ASSUMES ALL RISK OF PARTICIPATION IN THE PROGRAM. TO THE MAXIMUM EXTENT PERMITTED BY LAW, YOU INDEMNIFY AND AGREE TO KEEP THE SPONSOR PARTIES (AND EACH OF THEIR RESPECTIVE AFFILIATES, AGENTS, DIRECTORS, OFFICERS, AND EMPLOYEES) INDEMNIFIED AT ALL TIMES FROM AND AGAINST ANY LIABILITY, CLAIMS, DEMANDS, LOSSES, DAMAGES, COSTS AND EXPENSES THAT ARISE FROM OR ARE RELATED TO ANY ACT, DEFAULT OR OMISSION BY YOU AND/OR A BREACH OF ANY WARRANTY BY YOU AND/OR TO ANY ACT, DEFAULT OR OMISSION BY YOU UNDER THESE TERMS. TO THE MAXIMUM EXTENT PERMITTED BY LAW, YOU AGREE TO HOLD THE SPONSOR PARTIES (AND EACH OF THEIR RESPECTIVE AFFILIATES, AGENTS, DIRECTORS, OFFICERS, AND EMPLOYEES) HARMLESS FROM ANY INJURY OR DAMAGE CAUSED OR CLAIMED TO BE CAUSED BY PARTICIPATION IN THE PROGRAM AND/OR USE OR ACCEPTANCE OF ANY INCENTIVE OTHER THAN FOR: (1) DEATH OR PERSONAL INJURY ARISING AS A RESULT OF SPONSOR'S NEGLIGENCE OR BREACH OF CONTRACT; OR

(2) THE SPONSOR PARTIES' FRAUDULENT MISREPRESENTATION OR DELIBERATE BREACH OF CONTRACT. THE SPONSOR PARTIES (AND EACH OF THEIR RESPECTIVE AFFILIATES, AGENTS, DIRECTORS, OFFICERS, AND EMPLOYEES) HAVE NO LIABILITY TO ANY PARTICIPANT FOR ANY LOSS, DAMAGE, COSTS OR EXPENSE INCURRED AS A RESULT OF OR IN CONNECTION WITH A PARTICIPANT'S PARTICIPATION IN THE PROGRAM.

If any provision of these Terms is held to be invalid or unenforceable, all remaining provisions of these Terms will remain in full force and effect. These Terms will be binding on the Sponsor Parties and their respective successors and assigns, and Participant. Participant may not assign these Terms without the written consent of Sponsor whereas Sponsor may assign these Terms to any third party. The Sponsor Parties are not responsible for the policies, actions, or inactions of others that might prevent the Participant from entering, participating, or claiming an Incentive. For the avoidance of doubt, it is specifically understood and agreed that there shall be no personal liability on the part of any affiliates, agents, directors, officers, and employees of each Sponsor Party under these Terms.

These Terms constitute the entire agreement between Sponsor Parties and a Participant relating to the subject matter hereof and supersedes all other such prior or contemporaneous oral and written agreements and understandings.

Arbitration. If you and the Sponsor do not resolve any dispute by informal negotiation, any other effort to resolve the dispute will be conducted exclusively by binding individual arbitration governed by the Federal Arbitration Act ("FAA"). You are giving up the right to litigate (or participate in as a party or class member) all disputes in court before a judge or jury. Instead, all disputes will be resolved on an individual basis before a neutral arbitrator, whose decision will be final except for a limited right of appeal under the FAA. Any court with jurisdiction over the parties may enforce the arbitrator's award.

No Class Action Procedure. Notwithstanding any of the foregoing or any other provision of these Terms, class arbitration or class actions are not permitted under any circumstance. You and the Sponsor agree that, by entering into this Agreement, THE PARTIES MAY BRING CLAIMS AGAINST THE OTHER ONLY IN THEIR RESPECTIVE INDIVIDUAL CAPACITY, and not as a plaintiff or class member in any purported class or representative proceeding. Further, you agree that the arbitrator may not consolidate proceedings or more than one person's claims, and may not otherwise preside over any form of a representative or class proceeding. Although the non- availability of any form of representative or class proceeding is clear from this Agreement, should any dispute arise regarding or relating to the existence, validity, enforceability, or interpretation of the No Class Action procedures provisions above, the federal court located in Connecticut, Connecticut shall have the sole and exclusive jurisdiction to hear and determine the issue.

Changes to the Terms. Sponsor may modify these Terms at any time. We will notify you by email at the most current email address we have on record for you when we make any material changes to these Terms, and the effective date of the modified Terms, which will be after the date of our notice to you. Your continued participation in the Program thereafter signifies your acceptance to such modified Terms. The modified Terms will apply only to disputes that arise

after the effective date of such modified Terms. We will also post the most current version of the Terms on our website specified below and encourage you to check this site frequently.

Acceptance of Agreement. The use of an electronic signature process to accept and sign these Terms, including your indication of acceptance of these Terms by a click-through or click-wrap process presented on Sponsor's website, shall constitute effective execution and delivery of these Terms, and shall form a binding contract between you and the Sponsor, and the other Sponsor Parties shall be express third party beneficiaries hereof and may enforce the provisions hereof as if they were a party hereto.

Additional Program Details. Additional program details, including contact information for Eligible Contractors, Eligible Third-Party Owners, BESS Aggregators, BESS Operators, and Eligible Equipment providers are available at www.energystorageCT.com. Details regarding specific pre-approved BESS models and Vendor Fees are available at energystoragect.com/submitted_ess_system_status_list/.

Continued on next page

Contact information for **Program Administrators** and **Sponsor Parties:**

PROGRAM ADMINISTRATORS

Connecticut Green Bank
75 Charter Oak Ave., Suite 1-103
Hartford, CT 06106
(860) 563-0015
energystorage@ctgreenbank.com

Eversource Energy
107 Selden St., Berlin, CT 06037
(800) 286-2000
energystoragesolutions@eversource.com

UI
100 Marsh Hill Rd., Orange, CT 06477
(800) 722-5584
energystoragesolutions@uinet.com

SPONSOR PARTIES

EnergyHub, Inc. (For Eversource Residential Customers)
41 Flatbush Avenue, Suite 400A
Brooklyn, NY 11217
(718) 522-7051
info@energyhub.com

Uplight, Inc. (For UI Residential Customers and all Commercial Customers)
2490 Junction Place, Suite 300,
Boulder, CO 80301
(720) 921-2100
UI_ESS_support@uplight.com

_____
Customer Signature

_____
Customer Name

_____
Date

Appendix C: New Technology Application

NEW TECHNOLOGY APPLICATION

Version January 27, 2026

Energy Storage Solutions is overseen by the Public Utilities Regulatory Authority (PURA), is paid for by ratepayers, and is administered by the Connecticut Green Bank, Eversource, and United Illuminating (Program Administrators).

ALL SUBMITTED INFORMATION IS PUBLIC RECORD
DO NOT SUBMIT ANY PROPRIETARY OR CONFIDENTIAL INFORMATION

Section 1 – Introduction

Thank you for your interest in Connecticut Energy Storage Solutions (Program). **The New Technology Application (NTA) is for the qualification of complete Battery Energy Storage Systems (BESS[52]) in the Program.** The resulting approval to the Eligible Equipment List will be for a battery and inverter combination that holds all necessary UL certifications and has a means of communicating with the Distributed Energy Resource Management System (DERMS) associated with the BESS's target customer sector. A complete Glossary of Terms is provided at the end of this document.

Additionally, this application may also be used for **BESS Aggregators** who wish to become Eligible to integrate with the DERMS to enroll existing Eligible Equipment in the Energy Storage Solutions for qualified customers. See the current Program Manual for more information, available at energystorageCT.com/contractor-resources.

NTAs submitted for a battery only (with no inverter listed or integrated) or for an inverter only (with no battery listed) will be rejected. The intent of this document is to qualify **complete BESS** for use in Energy Storage Solutions. **Applications are to be submitted on a per-UL 9540 listing basis.** If a BESS holds multiple UL 9540 listings for multiple configurations, you must submit an additional application per UL listing.

Before completing this Application, first confirm if the BESS is already eligible by visiting energystoragect.com/submitted_ess_system_status_list/. If the equipment is not on the Eligible Equipment List or requires revision, follow these steps:

1. **Complete this Application**:
   - Approval will be based on your responses. Make certain to answer ALL required and applicable questions.
2. **Obtain and attach all UL certifications from Nationally Recognized Testing Laboratories (NRTL)[53], where applicable.** The following UL listings are required for Eligible Equipment status:
   - UL 1973
   - UL 1741 SA (with reference to IEEE 1547-2018 2nd ed.)
   - UL 9540[54]
   - Additional UL certifications relevant to technology
3. **Obtain and attach all product data specification sheets, where applicable**. **Obtain and attach documentation of any processes for customer lead applications through a** OEM, BESS Operator, or Aggregator app.
4. **Submit the Application and supporting documents** at https://energystoragect.com/technology-application/.

ALL BESS, BESS OPERATORS AND BESS AGGREGATORS MUST BE ABLE TO COMMUNICATE WITH THE APPLICABLE DISTRIBUTED ENERGY RESOURCE MANAGEMENT SYSTEM (DERMS) PLATFORM TO RECEIVE FINAL APPROVAL.

[52] See definition in Section 6 – Glossary of Terms

[53] Program Administrators reserve the right to request additional and new certifications as they become available in the markets. All certifications must be current.

[54] Battery Energy Storage Systems which passed all inspection requirements prior to the adoption of the 2021 International Fire Code do not require UL 9540 Certification.

Section 2 – Applicant (Required)

APPLICANT COMPANY INFORMATION			
Applicant Company Name			
Applicant Contact Name			
Applicant Company Address			
	Street, City, State, Zip		
Contact Phone		Contact Email	
Target Customer Class	☐ Residential ☐ Commercial & Industrial (C&I) ☐ Both		
What is Applicant Company's role in deploying BESS? (Select all that apply)			
☐ BESS Aggregator ☐ BESS Operator ☐ BESS OEM ☐ Inverter OEM ☐ Battery OEM ☐ Other (describe)			
Other role:			
Applicant Company Description			

Section 3 – BESS Equipment (not required for BESS Aggregators)

Note: If you are applying for a BESS with multiple size or inverter configurations, all configurations must be included under the same UL 9540 listing. If any configuration is part of another UL 9540 listing, you must submit separate applications for those configurations.

Complete the section below for the **battery** portion of the BESS.

BATTERY INFORMATION			
Battery Manufacturer Company Name			
Contact Name			
Contact Email			
Contact Phone			
Battery Model(s)			
Battery Nameplate Power (kW)			
Battery Nameplate Energy Capacity (kWh)			
Battery Maximum Continuous Discharge Rate (kW)			
Battery Nominal Voltage (VAC)			
Battery Round Trip Efficiency (%)			
Battery Warranty Term (Years)			
Battery model(s) certified to UL 1973?	☐ Yes ☐ No	If no, expected date:	
Battery model(s) commercially available?	☐ Yes ☐ No	If no, expected date	
Additional notes (if applicable)			

Complete the section below for the **inverter** portion of the BESS.

INVERTER INFORMATION			
Inverter and Battery are integrated as a single model	☐ Yes ☐ No		
Inverter Manufacturer Company Name			
Contact Name			
Contact Email			
Contact Phone			
Inverter Model(s)			
Inverter Nameplate Power (kW)			
Inverter Phase	☐ Single Phase ☐ Multi Phase		
Inverter Output Voltage (V)			
Inverter Maximum Continuous Current (A)			
Inverter Maximum Continuous Power (VA)			
Inverter Warranty Term (Years)			
Inverter model(s) received UL 1741 SA?	☐ Yes ☐ No	If no, expected date:	
Inverter model(s) commercially available?	☐ Yes ☐ No	If no, expected date:	
Additional notes (if applicable)			

Complete the section below for the BESS. **The BESS is defined as the combination of the above Battery(s) and Inverter(s)**. UL 9540 Certification is required for any BESS being installed after the CT Department of Administrative Services adopted the 2021 International Fire Code.[55]

BESS INFORMATION	
BESS is certified to UL 9540?	☐ Yes ☐ No
If no, please explain reason and estimated timeline for UL 9540 certification:	

Section 4 – BESS Operator or Aggregator and DERMS Communication (Required)

Provide information about the **BESS Operator or Aggregator** by completing the section below. The BESS Operator is the entity responsible for connecting the BESS equipment to the relevant DERMS provider. The BESS Aggregator is the entity responsible for the coordination of BESS participating in Active Dispatch events within the Program, working as an intermediary between the DERMS and the BESS Operator.

The **BESS Operator** is often the inverter manufacturer but can also be a third-party integrator such as a developer or owner-operator.

If the Applicant Company only manufactures batteries and the BESS utilizes an inverter made by a different company, you may need to coordinate with the inverter manufacturer to complete this section.

This section will determine if the BESS:

1. Is capable of transmitting data to its respective DERMS platform,
2. Can meet Passive Dispatch requirements, **and**
3. Meets UL 9540 safety certification requirements.

BESS OPERATOR INFORMATION	
BESS Operator or Aggregator Company Name	
Contact Name	
Contact Email	

Please list all **complete** DERMS integrations	**Communication Protocol**
Ex: EnergyHub	*Ex: OpenADR*

[55] Battery Energy Storage Systems which passed all inspection requirements prior to the adoption of the 2021 International Fire Code do not require UL 9540 Certification.

Does BESS Operator, Aggregator, or other party charge a Vendor Fee[56]?	☐ Yes ☐ No
If yes, describe fee and structure:	

COMMUNICATION CRITERIA	
1. Can the BESS Operator or Aggregator receive a control signal from a DERMS and pass that control signal to the BESS at the customer site?	☐ Yes ☐ No
2. Can the BESS Operator or Aggregator communicate customer name, site address, utility account number, battery OEM, device universal unique identifier (UUID), and BESS kW and kWh capacities?	☐ Yes ☐ No
3. As part of the control signal, can the BESS Operator or Aggregator communicate start time, end time, and magnitude of discharge on a per-event basis for each BESS?	☐ Yes ☐ No
4. Does BESS Operator or Aggregator offer an outage protection mode? (i.e., mode that prevents the battery from discharging in anticipation of a severe weather event or outage possibility?)	☐ Yes ☐ No
5. If you answered Yes to 4 above, describe outage protection mode:	

[56] See definition in Section 6 – Glossary of Terms

6. If you answered Yes to 4 above, can the BESS Operator or Aggregator communicate information about individual instances of BESSs entering an outage protection mode to the DERMS? If yes, describe:	
7. Can the system dispatch and cancel/override an event if it receives notification from a DERMS provider?	☐ Yes ☐ No
8. Is the BESS Operator or Aggregator willing to commit to developing and maintaining a communication pathway at their own expense to the DERMS platform through an API integration?	☐ Yes ☐ No
9. Is the BESS Operator or Aggregator capable of integrating using Open ADR Protocol?	☐ Yes ☐ No ☐ N/A
10. **If you answered No to 9 above**, describe the resources you have available to commit to integration with the applicable DERMS, along with estimated timeline for integration:	

TELEMETRY REQUIREMENTS	
1. Does the BESS Operator or Aggregator maintain cloud storage of telemetry data?	☐ Yes ☐ No
If so, describe:	
2. At what interval does the BESS Operator or Aggregator maintain telemetry data? (i.e. 15 minutes, 1 hour, 1 day, etc.). The Program requires a 15-minute interval.	
3. At what latency does the BESS Operator or Aggregator communicate telemetry data with the DERMS? (i.e. 15 minutes, 1 hour, 1 day, etc.). The Program requires a one-month latency, at most.	
Additional notes on telemetry (if applicable):	

Passive Dispatch is a requirement of the Program for customers receiving upfront incentives. The BESS Operator will be responsible for meeting the Passive Dispatch criteria. Note that Passive Dispatch and the associated upfront incentives will no longer be available after April 1st, 2026.

SCHEDULING REQUIREMENTS - PASSIVE DISPATCH	
1. BESS can be pre-programmed by BESS Operator to discharge to 20% rated capacity Monday through Friday (except holidays) during the months of June, July, and August uniformly between the hours of 5PM and 8PM.	☐ Yes ☐ No
If no, describe:	
2. The BESS Operator will ensure BESS discharge is regulated to an even discharge over those 3 Passive Dispatch hours (Available capacity – 20% of nameplate capacity)/3.	☐ Yes ☐ No
If no, describe:	
3. BESS Operator can override Passive Dispatch events for BESS when Active Dispatch events are requested for those scheduled days **or** when requested by DERMS due to forecasted severe weather.	☐ Yes ☐ No
If no, describe:	

Section 5 – Application Submission

WHAT HAPPENS NEXT?

1. After the Application and supporting documents (UL Certifications and Product Specification Sheets) are submitted, you will receive an email confirmation including an application number (NTA-####).

2. The Program Administrators will request additional information, if necessary, and/or inform you of the decision, along with comments, to approve or deny the BESS in the Program.

3. Application resubmittal guidelines are stated in the *Program Guidelines for Energy Storage Solutions*.

Contact energystorage@ctgreenbank.com with any questions or concerns.

Section 6 – Glossary of Terms

TERM	DEFINITION
Active Dispatch	Events where a BESS dispatches energy to reduce demand during summer and winter peak periods as determined by the EDCs based on anticipated grid demand. Active Dispatch events are typically scheduled day-ahead.
API	Application Programming Interface, which is a software intermediary that allows two applications to talk to each other
Eligible Equipment List	The Eligible Equipment List includes equipment that has been submitted to be included in the Energy Storage Solutions program. Final approval requires the equipment to be fully of integrated with the respective DERMS platform (residential and/or commercial)
BESS	Battery Energy Storage System: electrical, electrochemical, mechanical and other types of energy storage technologies for systems intended to supply electrical energy. Includes battery and inverter for the purposes of this Program.
BESS Aggregator	Entity responsible for the coordination of BESS participating in Active Dispatch events within the Program, working as an intermediary between the DERMS and the BESS Operator. Eligible BESS Aggregators will aggregate and enroll Eligible BESS into the Active Dispatch portion of the Program for qualified customers.
BESS Operator	Entity responsible for the coordination of the BESS participating in dispatch events within the Program
DERMS	The “Distributed Resource Energy Management System” is the platform utilized by the Electric Distribution Companies to notify the Battery Operators of scheduled events requiring Battery Energy Storage System actions.
EDCs	Electric Distribution Companies (Eversource Energy and The United Illuminating)
OpenADR	Open Automated Demand Response, provides a non-proprietary, open standardized demand response interface that allows electricity providers to communicate demand response signals directly to existing customers using a common language and existing communications
Passive Dispatch	Events where a BESS dispatches energy to reduce demand during summer peak periods. Passive Dispatch events are pre-scheduled by the Program Administrators and BESS Operators must program this event schedule into the BESS. See energystorageCT.com for complete schedule.
Program	Energy Storage Solutions is a program offered through the Program Administrators
Program Administrators	Collectively the Connecticut Green Bank, Eversource Energy, and The United Illuminating Company

Round Trip Efficiency	Round-trip efficiency is the percentage of electricity that can be put into storage and later retrieved
UL 1741 SA	Standard for Inverters, Converters, Controllers and Interconnection System Equipment for Use with Distributed Energy Resources, Supplement A for United Laboratories 1741 – Details safety requirements applicable to a variety of equipment for use in standalone or interactive power systems
UL 1973	Standard for Batteries for Use in Stationary, Vehicle Auxiliary Power and Light Electric Rail (LER) Applications – A certification standard for batteries used for energy storage with a focus on the battery's ability to withstand simulated abuse.
UL 9540	Standard for Energy Storage Systems and Equipment - As specified in the National Fire Protection Association (NFPA) 855, United Laboratories 9540 certifies the safety requirements for Battery Energy Storage Systems. UL 9540 certification was introduced as part of the 2021 International Fire Code and subsequently adopted by the CT Department of Administrative Services Codes and Standards Committee.
Vendor Fee	Any fee taken by a BESS Operator or Aggregator in exchange for operating a customer's BESS, either as a flat rate or a percentage of incentives paid.

Appendix D: Ownership Transfer Enrollment Form

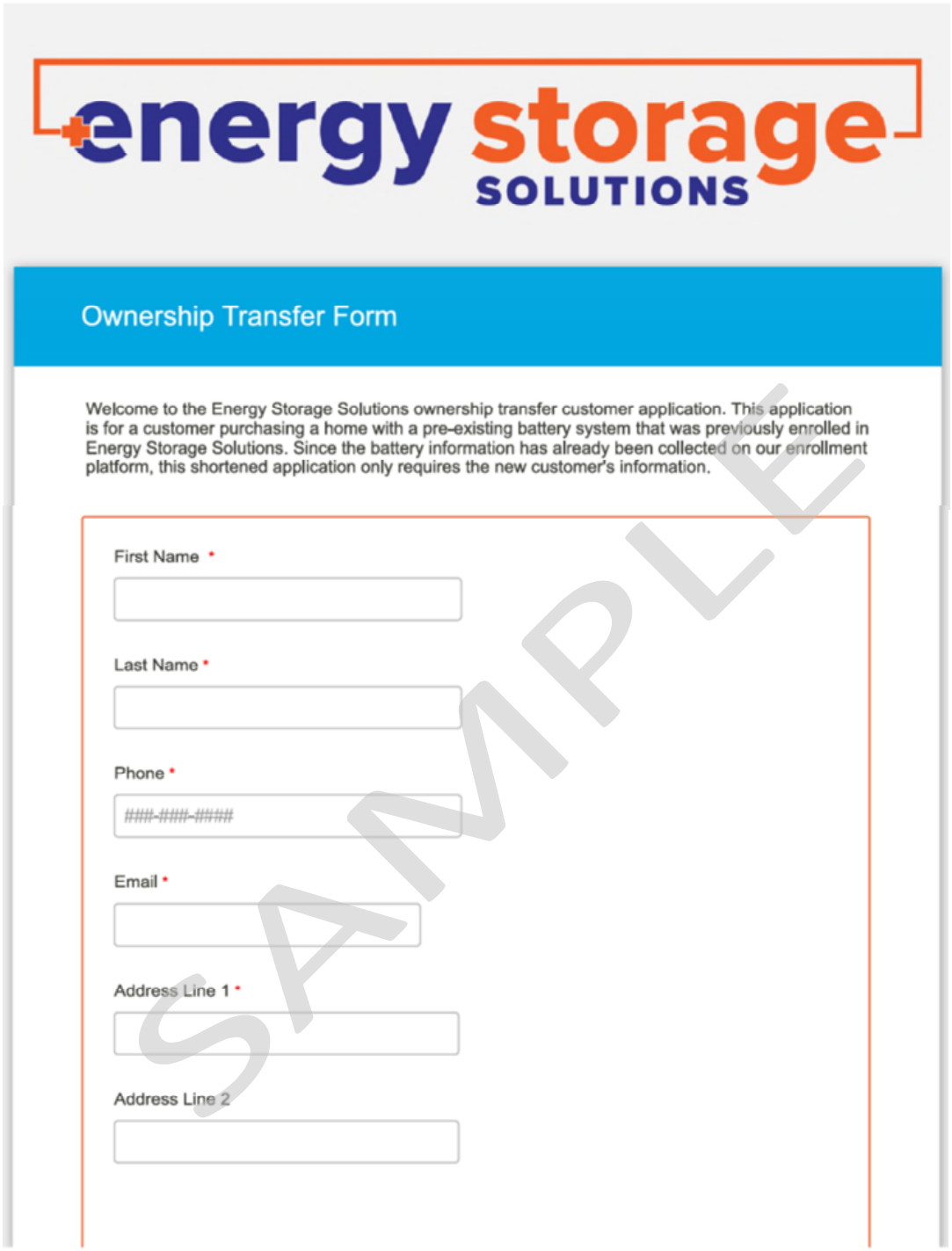

energy storage SOLUTIONS

Ownership Transfer Form

Welcome to the Energy Storage Solutions ownership transfer customer application. This application is for a customer purchasing a home with a pre-existing battery system that was previously enrolled in Energy Storage Solutions. Since the battery information has already been collected on our enrollment platform, this shortened application only requires the new customer's information.

First Name *

Last Name *

Phone *

###-###-####

Email *

Address Line 1 *

Address Line 2

SAMPLE

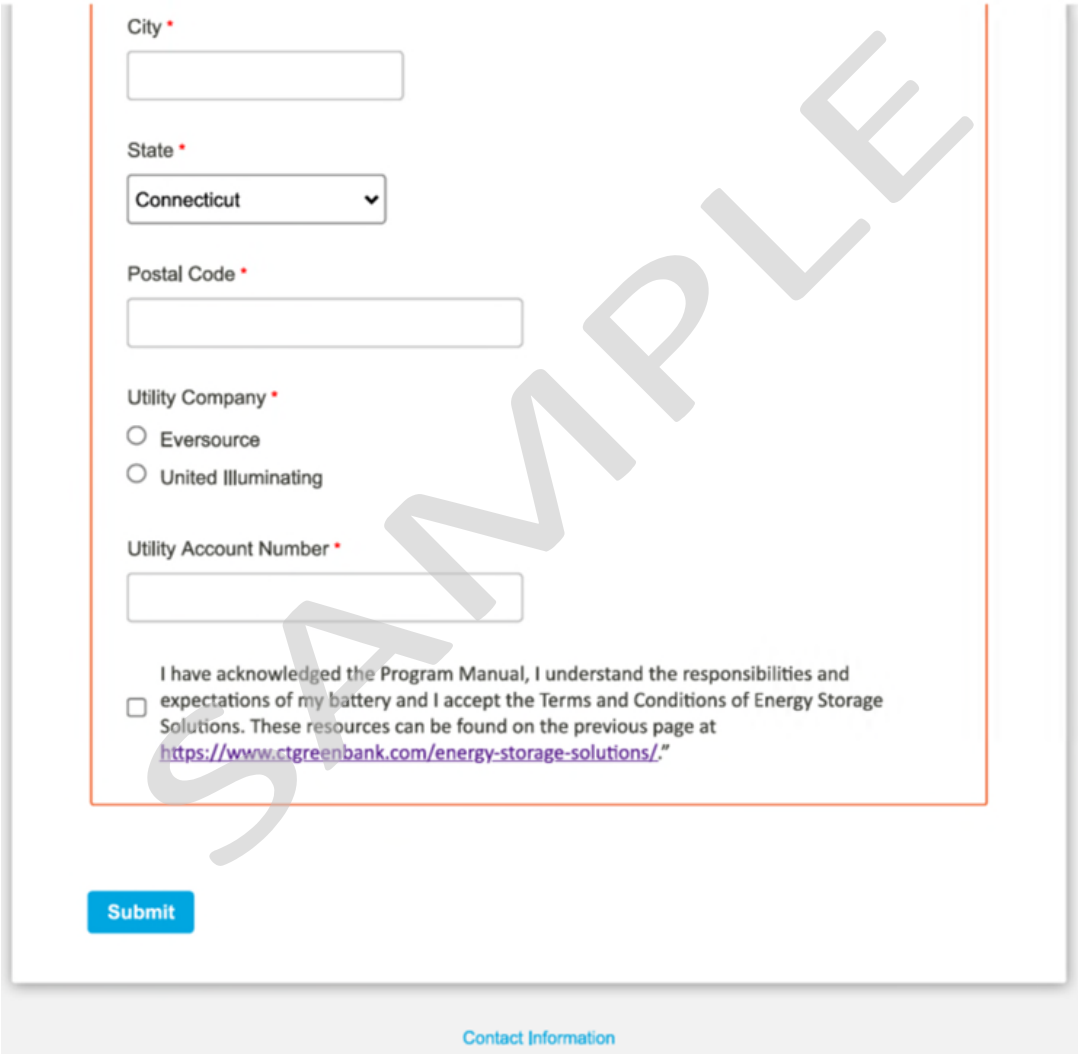
City *
State *
Connecticut
Postal Code *
Utility Company *
Eversource
United Illuminating
Utility Account Number *
I have acknowledged the Program Manual, I understand the responsibilities and expectations of my battery and I accept the Terms and Conditions of Energy Storage Solutions. These resources can be found on the previous page at https://www.ctgreenbank.com/energy-storage-solutions/."
Submit
Contact Information

SAMPLE

Appendix E: Commercial and Industrial Customer or Active Dispatch Only Terms and Conditions and Data Release

COMMERCIAL AND INDUSTRIAL (C&I) CUSTOMER or RESIDENTIAL ACTIVE-DISPATCH ONLY

TERMS AND CONDITIONS and DATA RELEASE

Version 1/1/2025

This Energy Storage Solutions Data Release and Terms & Conditions Agreement is expressly incorporated into the battery energy storage system (BESS) sales agreement between the Customer and the Eligible Contractor (Contractor) or Third-Party Owner (TPO). This Data Release must be signed by all C&I Customers participating in Energy Storage Solutions. In the event of any conflict between this Data Release and any other terms and conditions agreed to by the Customer, this Data Release shall control.

Energy Storage Solutions is overseen by the Public Utilities Regulatory Authority (PURA), is paid for by ratepayers, and is administered by the Green Bank, Eversource, and UI

WHY WE NEED A RELEASE – For Connecticut Green Bank, Eversource and United Illuminating (collectively "Program Administrators") to accurately measure performance in Energy Storage Solutions (Program), we need access to battery energy storage system (BESS) performance data (Data). This Data will allow us to aggregate and understand Customer benefit and ensure compliance with Program rules. This Data will also be used by Program Administrators to evaluate the effectiveness of the Energy Storage Solutions incentives. We take the security and privacy of your information very seriously. The Program Administrators will protect the confidentiality of your Data in compliance with all applicable laws. Data may be anonymized and released in the aggregate for research purposes, but we will never release personal data, and we will never sell or rent aggregated data.

BESS PERFORMANCE DATA RELEASE – As the Customer associated with this BESS, I hereby authorize and give permission to the Program Administrators named above to use the Data in connection with calculating estimated and actual benefits and for evaluating the effectiveness of the Program. This permission is given for 1) my historic energy usage and monthly and total amount of energy used at my utility service address; 2) my BESS performance including Active and Passive Dispatch event participation; and 3) program-related information. In addition to the use of the Data for the evaluation of the Program, the Data may also be anonymized and released in the aggregate.

PROGRAM DATA RELEASE – As a recipient of incentives supported by the Program Administrators, including the Connecticut Green Bank, a quasi-public agency of the State of Connecticut, I hereby authorize Connecticut Green Bank and other Program Administrators named above to access my Data and release it to program partners for

confidential use in connection with calculating estimated and actual energy savings, evaluation of the effectiveness of this product, and understanding performance of this type of incentive in the aggregate; and, in addition, I authorize Connecticut Green Bank to use my anonymized data or anonymized aggregated Data.

RELEASE PERIOD – This authorization covers Data for the period starting 18 months before the date below and ending at the time of decommissioning of the BESS.

TERMS & CONDITIONS – The Energy Storage Solutions Eligible Contractor or Third-Party Owner (TPO) agrees to and will incorporate the following terms into each agreement / lease / power purchase agreement between the Contractor and Customer and/or TPO if an Energy Storage Solutions incentive is requested, and will ensure that Customer provides signature as proof of agreement to these terms:

1. Neither the Connecticut Green Bank, Eversource Energy, United Illuminating (Program Administrators) nor the State of Connecticut: (1) endorses the workmanship of any Contractor; nor (2) guarantees, warranties, or in any way represents or assumes liability for any work proposed or carried out by a Contractor. Additionally, the Program Administrators are not responsible for assuring the design, engineering, and construction of any BESS is proper or complies with any particular laws, regulations, codes, licensing, certification and permit requirements, or industry standards. The Program Administrators do not make any representations of any kind regarding the results to be achieved by the system or the adequacy or safety of such measures.

2. Where applicable, Contractor shall pass on to the Customer 100% of the Upfront Incentive as an up-front reduction in the total price of the BESS.

3. Customer understands that completing this Data Release and Terms & Conditions Agreement does not guarantee approval for incentive(s) or participation in the Program.

4. No BESS receiving Upfront and/or Performance-Based Incentives shall be removed from the State of Connecticut for the 10 years of the Energy Storage Solutions program contract.

5. Contractor and/or TPO and Customer agree to install a revenue-grade meter and an approved web-based monitoring system on the BESS and maintain working connection with the Distributed Energy Resource Management System (DERMS) dispatch platform for the useful life of the battery energy storage system.

6. Contractor and/or TPO and Customer acknowledge that the Program Administrators maintain the right to inspect all BESS prior to disbursement of incentive payment, if opted-in. Customer should make reasonable effort to coordinate with the inspector to allow inspection to take place.

7. Contractor and/or TPO and Customer acknowledge that the Connecticut Green Bank is a public agency for purposes of the Connecticut Freedom of Information Act (FOIA). Any material submitted to the Green Bank will be considered a public record and will be subject to disclosure under FOIA. Under Connecticut General Statute §1-210(b) and § 16-245n(d), FOIA includes exemptions for trade secret and commercial or financial information given in confidence. Only the particular information falling within a statutory exemption can be withheld by the Green Bank. In no event shall the Green Bank or any of its officers, directors or employees have any liability for the disclosure of documents or information in the Green Bank's possession where the Green Bank, or such officer, director or employee in good faith believes the disclosure to be required under FOIA or other law.

8. In consideration for participation in the ESS, Customer does hereby disclaim, release, and forever discharge the Program Administrators, their officers, board, and employees jointly and severally from any and all

actions, causes of actions, claims and demands for, upon, or by reason of any damage, loss, or injury, which hereafter may be sustained by Customer for participating in the Program.

9. Contractor and/or TPO and Customer agree that the Program Administrators shall have access to all dispatch and energy data generated from the BESS, either directly from the BESS or through a Distributed Energy Resource Management System (DERMS) for the useful life of the BESS. Contractor and/or TPO and Customer hereby authorize the Program Administrators to access such data without their or any BESS vendor's prior authorization or approval.

_____	_____	_____
Customer Signature	Customer Name	Date

_____

Customer Company

_____	_____	_____
Contractor Signature	Contractor Name	Date

Appendix F: Decommissioning Plan

COMMERCIAL AND INDUSTRIAL (C&I) CUSTOMER DECOMMISSIONING PLAN

Version 1/1/2025

A Decommissioning Plan is required for all C&I customers who are seeking priority status and the Upfront incentive adder for replacing an existing fossil fuel generator with an energy storage. To qualify, the existing fossil fuel generator and proposed battery energy storage system must be of comparable size, and customers must demonstrate their plan to decommission the fossil fuel generator(s).

The Decommissioning Plan must be submitted at the time of Upfront Incentive Application in order to receive a Reservation of Funds that includes a Priority Customer adder for replacing a fossil fuel generator.

Decommissioning Plans are subject to review and approval by Program Administrators. Customers must **fully decommission** the existing fossil fuel generator and **may not sell or otherwise redeploy** the fossil fuel generator. The Program Administrators reserve the right to audit and inspect the customer's site to ensure the generator has been decommissioned.

Host Customer Info

Customer Company Name _____

Address Line 1 _____Address Line 2_____

City _____ State _____ ZIP _____

Fossil Fuel Generator Info

Nameplate Power Rating (kW) _____

Fuel Type _____

Make / Model _____

Year of Installation _____

Expected Date of Decommissioning _____

Decommissioning Contact

Provide the contact information for the party responsible for decommissioning:

Contact Full Name _____

Company Name _____

Contact Email _____

Address Line 1 _____Address Line 2_____

City _____ State _____ ZIP _____

Check below:

☐ I attest that the fossil fuel generator described above will be fully decommissioned and not resold or redeployed.

☐ I attest that I will make reasonable effort to ensure that materials are recycled or safely disposed of, and that any hazardous materials (i.e.: fuel, e-waste) are disposed of in accordance with all applicable laws and environmental regulations.

☐ I attest that I will provide the Program Administrators (via the Eligible Contractor or Third-Party Owner) with documentation confirming the decommissioning and safe disposal of the fossil fuel generator, including but not limited to photographs, inspection reports, invoices, and/or receipts.

Upfront Incentive funds will not be disbursed to the Eligible Contractor or Third-Party Owner until complete documentation of decommissioning has been demonstrated to the Program Administrators.

Customer Signature _____

Customer Contact Full Name _____

Customer Company _____

Appendix G: Direct Payment Beneficiary Form

Direct Payment Beneficiary Form

For Energy Storage Solutions Performance Incentives

By default, eligible seasonal Active Dispatch Performance Incentives earned by Battery Energy Storage Systems (BESS) participating in Energy Storage Solutions are paid to the utility account holder associated with the BESS. Alternatively, customers may direct Performance Incentives to another party as stated below.

This form is optional and should **only** be completed by Energy Storage Solutions customers who wish to designate a portion or all of their Energy Storage Solutions Active Dispatch Performance Incentives to another party.

Eversource or United Illuminating will direct the seasonal Active Dispatch Performance Incentives earned by your Battery Energy Storage System (BESS) based on the information entered below.

*All Fields are Required

HOST CUSTOMER	
Host Customer First Name	
Host Customer Last Name	
Host Customer Address Line 1	
Host Customer Address Line 2	
Host Customer City / State / Zip	
Host Customer Utility	☐ Eversource ☐ UI
Host Customer Utility Account Holder Name	
Host Customer Utility Account Number	

PAYMENT BENEFICIARY	
Payment Beneficiary Type (Select One)	☐ Third-Party System Owner ☐ Financial Institution ☐ Other: _____
Payment Beneficiary Company Name	
Payment Beneficiary Address	
Payment Beneficiary City/State/Zip	
Payment Beneficiary Phone	
Payment Beneficiary Email	
Has a W-9 Form for this Payment Beneficiary been provided previously?	☐ Yes ☐ No

SAMPLE

By completing and signing this form, Host Customer consents that:

HOST CUSTOMER WILL RECEIVE ____% OF SEASONAL PERFORMANCE INCENTIVE PAYMENTS
PAYMENT BENEFICIARY WILL RECEIVE ____% OF SEASONAL PERFORMANCE INCENTIVE PAYMENTS

PAYMENTS WILL BE MADE (CHECK ONE): ___ ONCE ANNUALLY ___ TWICE ANNUALLY

Host Customer Signature _____

Host Customer Full Name _____

Date _____

Payment Beneficiary Representative signature is <u>not required</u> unless box below is checked.

☐ Check this box **<u>only</u>** if Host Customer is changing Seasonal Performance Incentive Payment percentages from a previous submission. Payment Beneficiary Representative signature is required **<u>only</u>** if this form is being resubmitted to modify a previously submitted version.

Payment Beneficiary Representative Signature _____

Payment Beneficiary Representative Full Name _____

Date _____

SAMPLE

Connecticut Energy Storage Solutions – Year 6 Evaluation, Measurement, and Verification (EM&V) Report

Prepared for:

energy storage SOLUTIONS

CONNECTICUT GREEN BANK

EVERSOURCE

UI An Avangrid company

Submitted by:

Customized Energy Solutions Ltd.
1528 Walnut St, 22nd floor
Philadelphia, PA 19102

Customized Energy Solutions
Analyze • Simplify • Implement

August 1, 2026

Table of Contents

Executive Summary 4
1. Introduction 9
1.1. Program Background and Objectives 9
1.2. Overview of Program Design 10
1.3. Annual Report Requirements and Objectives 15
1.4. Program Metrics Overview 15
2. Data Sources and Data Review 15
2.1. Data from Program Administrators 16
2.2. Telemetry Data 16
2.3. Data Review 17
2.4. Findings and Recommendations 18
3. Program Tracking Metrics 18
3.1. Program Tracking Categorization 18
3.2. Program Tracking Metrics 21
3.3. Findings and Recommendations 42
4. Program Evaluation Metrics 43
4.1. Program Evaluation Metrics 43
4.2. Findings and Recommendations 59
5. Benefit-Cost Analysis 60
5.1. Benefit-Cost Model – Design and Use 60
5.2. Benefit-Cost Model Inputs 63
5.3. BCA Metrics 70
5.4. Findings and Recommendations 75
6. Key Findings and Recommendations 75
6.1. Key Findings 76
6.2. Recommendations 76

List of Tables

Table ES-1. Count of Participants by Project Status, Customer Type, and Utility 6
Table ES-2. Total Power Capacity (MW) by Project Status 7
Table ES-3. Progress Made Toward Program Capacity Goals 8

Table 1-1. ESS MW Goals by Tranche 10
Table 1-2. Residential Upfront Incentive Levels (Legacy) 11
Table 1-3. Commercial Upfront Incentive Levels (Legacy) 11
Table 1-4. Updated Passive Dispatch Scoring Methodology 12
Table 1-5. Construct 5 Enrollment Incentives 13
Table 1-6. Construct 5 Performance Incentives 14
Table 1-7. Active Dispatch Parameters 14
Table 2-1. Data Availability and QC Findings and Recommendations 18
Table 3-1. Project Stage Categories 19
Table 3-2. Residential Project Categories 20
Table 3-3. Commercial Project Categories 21
Table 3-4. ESS Participants (Number and Percentage of Total) 22
Table 3-5. Share of Low-Income & Underserved Residential Participants 23

Table 3-6. Indication of Participation in the ISO-NE FCM for C&I Participants 24
Table 3-7. Project Approval Rates 25
Table 3-8. Average Days to Approve and Complete Project Application 26
Table 3-9. Share of Energy Storage Paired with PV 27
Table 3-10. Total Allocated Power Capacity (kW) by Project Status 28
Table 3-11. Total Allocated Energy Capacity (kWh) by Project Status 29
Table 3-12. Average Project Size 30
Table 3-13. Number of Systems and Batteries by Manufacturer 31
Table 3-14. Number of Approved or Completed Applications by Contractor 32
Table 3-15. Program Administrative Costs ($) 34
Table 3-16. Estimated Upfront Incentives Encumbered by Project Status ($) 35
Table 3-17. Average Total Project Upfront Incentive for Legacy Projects ($/Participant) 36
Table 3-18. Average Total Project Upfront Incentive for Construct 5 Projects ($/Participant) 37
Table 3-19. Average Project Cost ($/Participant) 38
Table 3-20. Total Installed Costs Allocated to Participants by Project Status ($) 39
Table 3-21. Average Total Energy Storage System Costs ($/kWh and $/kW) 40
Table 3-22. Average Battery-Only Costs ($/kWh and $/kW) 42
Table 3-23. Program Tracking Metrics Findings and Recommendations 42
Table 4-1. Residential Program Evaluation Metrics by Active Event Date-Summer 2025 Season 45
Table 4-2. Residential Program Evaluation Metrics by Active Event Date-Winter 2025-2026 Season 47
Table 4-3. Residential Program Evaluation Metrics by Passive Event Date Summer 2025 47
Table 4-4. C&I Program Evaluation Metrics by Active Event Date - Summer 2025 Season 49
Table 4-5. C&I Program Evaluation Metrics by Active Event Date – Winter 2025-2026 Season .. 51
Table 4-6. C&I Program Evaluation Metrics by Passive Event Date Summer 2025 52
Table 4-7. Evaluation Metrics by Seasonal Peak Event 54
Table 4-8. Peak Targeting Percentages 55
Table 4-9. Active Events on Top 30 Load Days by Season 56
Table 4-10. Battery Performance Metric 57
Table 4-11. Emissions Evaluation Metrics 58
Table 4-12. Outage Metrics 58
Table 5-1. BCA Cost Tests 62
Table 5-2. Project Size and Cost Assumptions 64
Table 5-3. Residential and C&I Legacy Upfront Incentive Levels ($/installed kWh) 65
Table 5-4. Assumed Residential and C&I Enrollment Incentive Levels ($/installed kWh) 65
Table 5-5. Average System Max Expected Peak Reduction 67
Table 5-6. Program Deployment Targets (MW) 67
Table 5-7. Projected Program Enrollment (MW) 68
Table 5-8. Actual (through 2025) and Projected Program Administration Costs ($) 69
Table 5-9. Benefits Inputs Sources 70
Table 5-10. BCA Findings and Recommendations 75

List of Figures

Figure 3-1. Average Total Energy Storage System by Application Year ($/kWh) 41
Figure 5-1. Overall Program BCA 72

Figure 5-2. Residential Program BCA 73
Figure 5-3. C&I Program BCA 74
Figure 5-4. Overall Program BCA - AESC Counterfactual 6 75

Executive Summary

The Energy Storage Solutions (ESS) program, administered by the Connecticut Green Bank, Eversource, and the United Illuminating Company (UI), collectively known as the Program Administrators (PAs), provides incentives to support the development and beneficial operation of behind-the-meter (BTM) energy storage systems in Connecticut. In this report, filed in Docket No. 26-08-05, the Annual Energy Storage Solutions Program Review – Year 6 proceeding, Customized Energy Solutions, Inc. (CES) provides an evaluation of the Program, including program enrollment through June 30, 2026, battery performance through March 31, 2026, benefit cost analysis, and resulting findings and recommendations. This report is the first to be issued since the implementation of Construct 5, as directed by PURA in its Final Decision in Docket No. 26-08-05 – these changes are reflected in the report. Year 6 represents a critical transition period for the ESS Program, reflecting both significant growth in residential deployment and the implementation of Construct 5 program modifications directed by PURA. It is challenging to draw conclusions about the implications of the transition to Construct 5, given how recently it was implemented. At the same time, some early indications are concerning: for example, as of the completion of this report, no new commercial applications have been filed under Construct 5. Given how much commercial projects are projected to contribute to the programs' overall MW deployment goals, any slowdown in the commercial pipeline will challenge the ability of the program to achieve these program-level goals.

As of June 30, 2026, the ESS Program has enrolled 1,885 participants (see Table ES-1), up from 1,000 as of the same date last year. The number of completed projects has nearly tripled, from 462 to 1,398, while the number of approved projects has decreased modestly, from 533 to 487. For residential projects, this decrease is attributable to the number of projects reaching complete status exceeding the number of new enrollments; for commercial projects, canceled projects also contribute to the decrease. Eversource territory accounts for roughly 81% of participants (1,553) and United Illuminating (UI) territory for roughly 19% (370); UI's share is driven substantially by a single affordable multifamily hybrid project, counted as 161 participants. On a capacity basis, submitted, approved, and completed projects total 155.4 MW, of which 21.8 MW (14%) is residential, and 133.6 MW (86%) is C&I. The MW volume of completed projects has also roughly tripled, driven almost exclusively by residential projects. Measured against the Program's 2030 capacity goals, completed residential capacity (17.6 MW) represents 11.7% of the 150 MW residential goal, while completed C&I capacity (1.3 MW) represents just 0.3% of the 430 MW C&I goal, reflecting the continued stagnation of the commercial pipeline discussed below.

The performance of enrolled projects during program events also continues to improve, as outlined in **Section 4**. The Program Administrators have worked with OEMs to substantially improve residential battery performance, yielding improved participation rates, higher state of charge at the beginning of events, and increased percent of available energy discharged during the event. Because performance is driven largely by how OEMs respond to dispatch signals, targeted improvement with a small number of high-volume OEMs has meaningfully improved program-wide results. These improvements are particularly important because the value of distributed battery storage depends not only on installed capacity, but also on the ability of enrolled resources to reliably respond during periods of system need. These improvements have been seen in both active and passive event performance. The Program Administrators have also made progress improving the quality of telemetry data, though data quality challenges, for both enrollment and telemetry data, persist. Continued improvement in telemetry accuracy and data completeness will remain important to ensure reliable performance verification and accurate

quantification and reporting of program benefits. The program continues to evolve with the rollout of the Construct 5 incentive structure, effective April 1, 2026.

CES also updated the Program's benefit-cost analysis (BCA). The overall program Ratepayer Impact Measure (RIM) is 1.55, indicating the program continues to provide a net benefit to ratepayers, though this is a modest decrease from the BCA analysis filed in last year's EM&V report (1.69), driven primarily by changes in projected MW deployment and assumed project costs. The residential BCA shows improvement across all tests: the residential RIM increased to 1.18 and the Participant Cost Test (PCT) improved to 0.81, driven principally by changes (namely, improvements) in projected performance during active events. As with any prospective analysis, the results remain sensitive to assumptions regarding future battery deployment, event performance, avoided system costs, and project economics.

Several challenges warrant continued attention. The commercial (C&I) pipeline remains stymied by both a dearth of new applications and the slow pace of approved projects reaching commercial operation, leaving the program far short of its C&I capacity goal. The program also continues to fall short of its target of 40% participation by residential Low-Income and Underserved customers; a single affordable multifamily project accounts for a significant share of the Low-Income participants counted to date. Given current deployment trends, achieving the Program's 580 MW by 2030 target may require additional program design modifications, market interventions, or other adjustments. At the same time, any additional changes must be weighed against the value of program stability.

Overall, Year 6 demonstrates continued progress in residential adoption, meaningful improvements in battery performance during dispatch events, and continued evidence of program cost-effectiveness. However, achieving the Program's long-term objectives will require increased C&I deployment, continued improvement in battery performance and telemetry quality, broader participation among Low-Income and Underserved customers, and successful implementation of Construct 5 enhancements.

The **tables below**, which consider cumulative program capacity through June 30, 2026, provide summary enrollment statistics. More detailed discussion of evaluated metrics, findings, and recommendations is provided in the body of this report.

Table ES-1. Count of Participants by Project Status, Customer Type, and Utility

Utility	Customer Type	Project Status as of June 30, 2026			
		Submitted	Approved	Completed	Total
Eversource	Residential Standard	23 (10\0\13)	139 (1\106\32)	1055 (132\612\311)	**1217 (143\718\356)**
	Residential Underserved	9 (4\0\5)	33 (0\31\2)	133 (7\103\23)	**175 (11\134\30)**
	Residential Low-Income	0 (0\0\0)	32 (0\31\1)	69 (0\56\13)	**101 (0\87\14)**
	Residential Subtotal	***32 (14\0\18)***	***204 (1\168\35)***	***1257 (139\771\347)***	***1493 (154\939\400)***
	Small C&I	0 (0\0\0)	8 (0\8\0)	4 (0\4\0)	**12 (0\12\0)**
	Medium C&I	0 (0\0\0)	17 (0\17\0)	0 (0\0\0)	**17 (0\17\0)**
	Large C&I	0 (0\0\0)	28 (0\28\0)	3 (0\3\0)	**31 (0\31\0)**
	C&I Subtotal	***0 (0\0\0)***	***53 (0\53\0)***	***7 (0\7\0)***	***60 (0\60\0)***
	Eversource Subtotal	**32 (14\0\18)**	**257 (1\221\35)**	**1264 (139\778\347)**	**1553 (154\999\400)**
United Illuminating	Residential Standard	5 (4\0\1)	19 (0\18\1)	97 (30\65\2)	**121 (34\83\4)**
	Residential Underserved	1 (0\0\1)	27 (0\26\1)	34 (11\22\1)	**62 (11\48\3)**
	Residential Low-Income	0 (0\0\0)	175 (0\175\0)	0 (0\0\0)	**175 (0\175\0)**
	Residential Subtotal	***6 (4\0\2)***	***221 (0\219\2)***	***131 (41\87\3)***	***358 (45\306\7)***
	Small C&I	0 (0\0\0)	2 (0\2\0)	0 (0\0\0)	**2 (0\2\0)**
	Medium C&I	0 (0\0\0)	2 (0\2\0)	3 (0\3\0)	**5 (0\5\0)**
	Large C&I	0 (0\0\0)	5 (0\5\0)	0 (0\0\0)	**5 (0\5\0)**
	C&I Subtotal	***0 (0\0\0)***	***9 (0\9\0)***	***3 (0\3\0)***	***12 (0\12\0)***
	UI Subtotal	**6 (4\0\2)**	**230 (0\228\2)**	**134 (41\90\3)**	**370 (45\318\7)**
Total Number of Residential Participants		**38 (18\0\20)**	**425 (1\387\37)**	**1388 (180\858\350)**	**1851 (199\1245\407)**
Total Number of C&I Participants		**0 (0\0\0)**	**62 (0\62\0)**	**10 (0\10\0)**	**72 (0\72\0)**
Total Number of Participants		**38 (18\0\20)**	**487 (1\449\37)**	**1398 (180\868\350)**	**1923 (199\1317\407)**

Note: Values in parentheses are reported as Only Active participants \ Active & Passive participants \ Construct 5 participants, respectively. "Total" column represents the sum of submitted, approved, and completed projects, excluding any cancelled and pipeline projects, as defined in Section 3.1.1. The hybrid project, detailed in Section 3.1.5, is counted as 161 participants under United Illuminating's Residential Low-Income and 1 participant under United Illuminating's Large C&I. All other applications are counted as one participant each. Note that the values in this and most tables in this report include projects transferred from ConnectedSolutions, as discussed in Section 3.2.

***Source**: Customized Energy Solutions analysis of Connecticut Green Bank program tracking data through June 30, 2026.*

Table ES-2. Total Power Capacity (MW) by Project Status

Utility	Customer Type	Project Status as of June 30, 2026			
		Submitted	Approved	Completed	Total
Eversource	Residential Standard	0.28	2.09	13.87	**16.24**
	Residential Underserved	0.09	0.39	1.64	**2.11**
	Residential Low-Income	0.00	0.26	0.65	**0.91**
	Residential Subtotal	***0.37***	***2.74***	***16.16***	***19.26***
	Small C&I	0.00	6.09	0.63	**6.71**
	Medium C&I	0.00	27.86	0.00	**27.86**
	Large C&I	0.00	86.84	0.51	**87.34**
	C&I Subtotal	***0.00***	***120.78***	***1.13***	***121.91***
	Eversource Subtotal	**0.37**	**123.52**	**17.29**	**141.18**
United Illuminating	Residential Standard	0.03	0.29	1.08	**1.41**
	Residential Underserved	0.01	0.24	0.32	**0.57**
	Residential Low-Income	0.00	0.58	0.00	**0.58**
	Residential Subtotal	***0.04***	***1.11***	***1.40***	***2.55***
	Small C&I	0.00	0.76	0.00	**0.76**
	Medium C&I	0.00	2.27	0.15	**2.42**
	Large C&I	0.00	8.51	0.00	**8.51**
	C&I Subtotal	***0.00***	***11.54***	***0.15***	***11.70***
	UI Subtotal	**0.04**	**12.65**	**1.56**	**14.25**
Total Power Capacity: Residential (MW)		**0.41**	**3.84**	**17.56**	**21.82**
Total Power Capacity: C&I (MW)		**0.00**	**132.32**	**1.29**	**133.61**
Total Power Capacity (MW)		**0.41**	**136.17**	**18.85**	**155.43**

Note: The "Total" column reflects the sum of submitted, approved, and completed projects, and excludes any cancelled and pipeline projects, as defined in Section 3.1.1. The hybrid project's capacity, detailed in Section 3.1.5, has been proportionally allocated: **48%** to United Illuminating's Residential Low-Income and **52%** to United Illuminating's Large C&I, based on guidance from the Connecticut Green Bank. Some totals and subtotals above may be different than the sum of applicable values due to rounding errors.

Source: *Customized Energy Solutions analysis of Connecticut Green Bank program tracking data through June 30, 2026.*

Table ES-3. Progress Made Toward Program Capacity Goals

Sector	Submitted (MW)	Approved (MW)	Completed (MW)	Total (MW)	Program Goals (2022-2030) (MW)	Percentage of Complete Capacity Relative to Goal as of June 30, 2026
Residential	0.4	3.8	17.6	21.8	150	11.7%
C&I	0.0	132.3	1.3	133.6	430	0.3%

Note: As outlined in Section 3.1.5, the hybrid project has been proportionally allocated, with 48% of its capacity classified under Residential and 52% under C&I, in accordance with guidance from the Connecticut Green Bank. As of June 30, 2025, this project remains in the "Approved" stage and is not yet marked as "Complete."

Source: *Customized Energy Solutions analysis of Connecticut Green Bank program tracking data through June 30, 2026.*

1. Introduction

1.1. Program Background and Objectives

Background and Regulatory Framework

The Energy Storage Solutions Program is Connecticut's statewide initiative to support the deployment of distributed (specifically, behind the meter or BTM) battery energy storage systems (BESS), launched after the enactment of Public Act 21-53. This legislation established statewide energy storage deployment targets of 300 MW by 2024, 650 MW by 2027, and 1,000 MW by 2030.[1] **Section 2** of the Act directed the Public Utilities Regulatory Authority (PURA) to develop and implement one or more programs to achieve these goals, including the establishment of appropriate funding mechanisms and administrative structures.

On July 28, 2021, the Authority issued a final decision in Docket No. 17-12-03RE03[2], which formally established the ESS program as a nine-year initiative, beginning January 1, 2022 and continuing through at least December 31, 2030. The program is administered by the Connecticut Green Bank and Connecticut's two electric distribution companies, Eversource and United Illuminating, collectively referred to as the Program Administrators. Under PURA oversight, the Program Administrators are tasked with designing and delivering incentives for both residential and C&I customers, with the objective of deploying BTM energy storage and fostering the sustainable growth of the energy storage industry within the State.

The ESS program was initially structured around three three-year deployment tranches, with interim capacity targets of 100 MW by 2025, 300 MW by 2028, and a cumulative 580 MW by 2030. Originally, the program capacity was split evenly between residential and C&I projects; in its Final Decision in Docket 24-08-05, PURA updated the split, with 150 MW allocated to residential projects and 430 MW to C&I projects. For systems enrolled prior to April 1, 2026 (referred to in this report as "Legacy" participants), the ESS program includes two primary incentives: upfront incentives that are contingent upon project performance during "Passive" dispatch periods, and performance-based incentives paid out based on project performance during "Active" events, as described in **Section 1.2**. Beginning with enrollments on April 1, 2026, participants are subject to a revised incentive structure ("Construct 5") adopted in PURA's Year 5 Decision, described in **Section 1.4**. In addition to Legacy vs. Construct 5, incentive levels are differentiated by sector (residential vs. C&I), system size, and other customer attributes, as discussed in the body of this report.

The updated sector and tranche-level capacity goals, following PURA's Year 4 Decision reallocation of 140 MW from residential to C&I, are shown in the **table below**. Note that, per direction from PURA, capacity associated with canceled projects within a given tranche is moved to subsequent tranches. Given that Construct 5 does not include a declining block incentive structure tied to the tranches, as was the case for the Legacy construct, the relevance of the tranches has diminished.

[1] Note that these goals were for all storage capacity, not limited to behind-the-meter or front-of-the-meter resources.

[2] https://www.dpuc.state.ct.us/2nddockcurr.nsf/8e6fc37a54110e3e852576190052b64d/6991ef77ba07bae185258752007994f7?OpenDocument

Table 1-1. ESS MW Goals by Tranche

Customer Class	Tranche 1	Tranche 2	Tranche 3	Tranche 4	Total
Residential	50 MW	50 MW	50 MW	0 MW	**150 MW**
C&I	50 MW	113.9 MW	126.1 MW	140 MW	**430 MW**
Total	**100 MW**	**163.9 MW**	**176.1 MW**	**140 MW**	**580 MW**

Source: *PURA Year 4 Final Decision*

The ESS program is guided by seven formal objectives adopted by PURA in its 2021 Storage Decision, summarized below:

1) Provide positive net present value to all ratepayers
2) Provide multiple types of benefits to the electric grid
3) Foster the sustained, orderly development of a state-based electric energy storage industry
4) Prioritize delivering increased resilience to lower income customers, customers most affected by outages, and critical facilities
5) Lower the barriers to entry, financial or otherwise, for electric storage deployment in Connecticut
6) Maximize the long-term environmental benefits of electric storage
7) Maximize the benefits to ratepayers derived from the wholesale capacity market

PURA conducts an annual review of the ESS program in Docket No. XX-08-05 each year. These proceedings assess program performance, review deployment progress, evaluate benefit-cost test results, and consider potential design adjustments.

1.2. Overview of Program Design

As noted above, PURA directed a significant change in the overall structure of the ESS program in its Year 5 Decision. At a high level, the changes, applicable to systems enrolling on or after April 1, 2026, include a significant reduction in upfront incentives and an increase in performance incentives. This change was intended to offer comparable total expected compensation to participating resources (on a discounted basis), while reducing ratepayer risk by allocating more program compensation to the performance of participating projects that produce benefits for ratepayers.

This analysis covers resources with an expected commercial operation date through the end of 2027. Given the April 1, 2026 transition from Legacy to Construct 5 and the development timeline of distributed storage, a significant majority of projects evaluated in this report will fall under the Legacy construct. Given this, both the Legacy and Construct 5 designs are described below, following an initial description of common program elements.

1.2.1. Legacy Construct

Under the Legacy structure, the Energy Storage Solutions program provides a combination of upfront and performance-based incentives. Upfront incentives are available to both residential and C&I participants, with rates differentiated by system size and customer characteristics.

The upfront incentives are denominated in dollars per installed kWh capacity. The residential and C&I upfront incentives, which are differentiated by sector (residential vs. C&I) and customer category, are presented in **Table 1-2**.

Table 1-2. Residential Upfront Incentive Levels (Legacy)

Incentive Step	Capacity Block	Standard ($/kWh)	Underserved ($/kWh)	Low-Income ($/kWh)
1	0-10 MW	$250	$450	$600
2	10-25 MW	$212.5	$450	$600
3	25-50 MW	$162.5	$450	$600
Grid Edge Adder: 50%[3]				

Source: *ESS Program Manual.*

Table 1-3. Commercial Upfront Incentive Levels (Legacy)

Tranche	Incentive Step	Capacity Block (Cumulative)	Small Commercial ($/kWh)	Medium Commercial ($/kWh)	Large Commercial ($/kWh)
1	n/a	0-50 MW	$200	$175	$100
2	n/a	50-163.9 MW	$200	$175	$100
3	1	163.9-213.9 MW	$182	$159.25	$91
3	2	213.9-238.9 MW	$164	$143.50	$82
3	3	238.9-290 MW	$146	$127.25	$73
Priority Customer Adder: 25%[4]					

Source: *ESS Program Manual and PURA Year 4 Final Decision*

Residential systems located in areas most impacted by outages (defined as the Grid Edge)[5] may receive a 50% adder on top of the applicable base upfront incentive. C&I customers that meet one of the following definitions ("priority customers") are eligible for a 25% adder:[6]

- **Grid Edge.** As defined above.
- **Small Business.** Defined as C&I customers with an annual peak demand of less than 200 kW.
- **Critical Facilities.** Facilities with critical functions, as defined by Gen. Stat. § 16-243y(a)(2).[7]

[3] See definition provided in Section 1.2
[4] See definition provided in Section 1.2
[5] The Grid Edge is defined as (1) the top ten percent of circuits with the highest number of outages per customer during major storms since July 1, 2012, and (2) the top ten percent of circuits with the longest outages due to major storms since July 1, 2012. Maps of circuits meeting these criteria are available on the ESS Contractor Resources page: https://energystoragect.com/contractor-resources/
[6] See full definitions in the ESS Program Manual: https://energystoragect.com/wp-content/uploads/2026/05/Energy-Storage-Solutions-Program-Manual-Revised-for-05-19-2026.pdf
[7] https://www.cga.ct.gov/2023/act/pa/pdf/2023PA-00157-R00HB-06853-PA.pdf

- **C&I Customers Replacing Fossil Fuel Generators.** Facilities replacing an existing, on-site fossil fuel generator with an energy storage system of a comparable size.

Residential upfront incentives are capped at 50% of the total installed cost of the BESS and are subject to an overall cap of $16,000 per residential unit. C&I upfront incentives are capped at 50% of the BESS' total installed cost. The upfront incentives are administered by the Green Bank.

Systems receiving an upfront incentive are obligated to discharge during Passive events, which occur during non-holiday weekdays in June, July, and August from 5 p.m. to 8 p.m. Systems that fail to meet certain criteria for Passive event performance may be subject to a clawback of the incentive, under the scoring methodology described below. Based on this methodology, systems that score less than 90% may be subject to a prorated incentive clawback. The Program Administrators may recommend to PURA that customers failing to meet the 90% threshold be relieved of the clawback provisions; the Program Administrators are required to submit any such recommendations to PURA by November 1 each year.

PURA instituted significant changes to the Passive dispatch scoring methodology in its Year 4 Final Decision. This updated methodology, which applies to all Legacy systems that received an upfront incentive, is included below. The scoring methodology used to evaluate Legacy Passive dispatch performance is shown in **Table 1-4**.

Table 1-4. Updated Passive Dispatch Scoring Methodology

Purpose	Formula Component
To ensure customers still receive credit for dispatching less than the full amount, and to relax the Program's uniform dispatch requirements.	**(Σ** (energy discharged during a Passive dispatch called event hour) ÷ (1/3 of a system's available energy at the start of the respective Passive dispatch event) [The allowable range for each Passive dispatch hour's score is 0 to 2, and scores that calculate as greater than 2 will be capped at 2.]
To fully incentivize peak reduction through active dispatch participation.	**+** (all active dispatch event hours called to replace a canceled Passive dispatch event in which a BESS discharged at least some portion of its available energy).
To ensure customers are not penalized for Passive events canceled by the Program Administrators.	**+** (all Passive dispatch hours canceled by the Program Administrators that were not replaced by an active dispatch event)
To prevent penalties for OEM-triggered storm events that are beyond the customer's control, allowing system usage during power outages.	**+** (all Passive dispatch event hours called, and all active dispatch event hours called to replace a Passive dispatch event, in which a battery could not perform because it was responding to an OEM-triggered severe storm event, provided the dispatch hour was not also canceled by the Program Administrators).**)**
To include all possible Passive dispatch hours, if no events were canceled.	**÷** (total possible Passive dispatch hours in a given season)

Source: *PURA's Final Decision in Docket No. 24-08-05.*

Performance-based incentives are offered over a ten-year period and are paid based on system performance during active events in the summer and winter dispatch seasons. For the first five years, participating systems may earn $200 per average kW of delivered performance for the

summer season and $25 per average kW per winter season. In years six through ten, payments decline to $115/kW and $15/kW, respectively.

1.2.2. Construct 5

Beginning April 1, 2026, new ESS Program participants enroll in a new incentive structure, Construct 5, adopted in the Year 5 Decision, which replaces the upfront incentive and Passive dispatch structure with a smaller enrollment incentive paired with higher, ongoing Active dispatch performance payments. Systems already enrolled prior to April 1, 2026 ("Legacy" participants) continue under the upfront incentive and Passive dispatch structure described in **Section 1.2.1**.

As previously noted, incentives paid out at the time of project completion have been significantly reduced. Note that throughout this Report, unless otherwise specified, "upfront incentives" specifically refer to incentives paid out under the Legacy construct, while "enrollment incentives" refer to Construct 5. Construct 5 enrollment incentives are shown in **Table 1-5**, below. Customer segment definitions laid out above, including residential Grid Edge and C&I Priority Commercial, are the same for both Construct 5 and Legacy systems.

Table 1-5. Construct 5 Enrollment Incentives

Customer Segment	Enrollment Incentive ($ per kWh of installed capacity)
Residential (Non-Grid Edge)	$30/kWh
Grid Edge Residential	$130/kWh
Commercial Customers (non-Priority)	No enrollment incentive
Priority Commercial Customers	$10/kWh

Source: *ESS Program Manual*

Performance-based incentives for Construct 5 systems are offered over a ten-year period and are paid based on average kW-AC performance during active events in the summer and winter dispatch seasons. Unlike the Legacy structure, Construct 5 applies a single annual performance rate that varies by customer class rather than distinct summer and winter rates, as shown in **Table 1-6** below. Residential rates are held flat across the full ten-year term, while commercial rates step down between the opening period (years one through five) and the closing period (years six through ten). PURA indicated that it elected for higher performance rates for commercial systems in Years 1-5 because commercial customers may require stronger cash flows in the project's life, while residential customers may value the simplicity of a compensation rate fixed over the full 10 years. Because Construct 5 eliminates Passive Dispatch and the associated upfront incentive, participating systems are not subject to any pre-scheduled summer discharge window; instead, they respond only to Active Dispatch events.

Table 1-6. Construct 5 Performance Incentives

Customer Segment	Years 1-5	Years 6-10
Residential Standard	$300/kW	$300/kW
Residential Underserved	$450/kW	$450/kW
Residential Low-Income	$550/kW	$550/kW
Small/Medium Commercial	$325/kW	$175/kW
Large Commercial	$275/kW	$175/kW

Source: *ESS Program Manual*

PURA also expanded the winter dispatch season for Construct 5 participants to up to ten events per year, reflecting growing winter peak demand; the summer dispatch season is expected to remain at 30 to 60 events per season.

1.2.3. Elements Applicable to Legacy and Construct 5 Systems

The core approach to establishing performance for Active Dispatch compensation works the same way for both Legacy and Construct 5 customers: participants are paid based on their average kW-AC performance across all events called during each dispatch season, determined by measured performance rather than nameplate capacity. Events are called between 12:00 PM and 9:00 PM in both the summer and winter seasons, with the number of events, season dates, and event durations shown in **Table 1-7**. If a customer opts out of an event or is otherwise unable to discharge, that event is scored as 0 kW. If a customer charges during an event, resulting in a negative discharge, that negative number is also included when calculating seasonal performance. A "0" or a negative discharge lowers the seasonal average on which the incentive is based.

Table 1-7. Active Dispatch Parameters

Parameter	Summer	Winter
Season Dates	June 1 - September 30	November 1 - March 31
Number of Events	30-60	Legacy: 1-5 Construct 5: 1-10
Event Duration	1-3 hours	1-3 hours
Time Window	12:00 PM to 9:00 PM	12:00 PM to 9:00 PM

Source: *ESS Program Manual*[8]

Eligible projects must be located behind the meter, interconnected to the electric distribution system in Eversource or United Illuminating territory, and enrolled through a battery OEM app, a participating contractor, or third-party system owner (TPO). Both customer-owned and third-party-owned systems are permitted, provided they meet the program's minimum technical requirements, including warranty coverage, telemetry capabilities, and operational readiness. Some C&I systems with applications submitted before 2023 are allowed to participate in the

[8] https://energystoragect.com/wp-content/uploads/2026/05/Energy-Storage-Solutions-Program-Manual-Revised-for-05-19-2026.pdf

Forward Capacity Market, but, pursuant to PURA's Final Decision in Docket No. 22-08-05[9], systems installed starting in 2023 are prohibited from participating in the FCM.

1.3. Annual Report Requirements and Objectives

PURA's Final Decision[10] in Docket No. 17-12-03RE03 directed the Program Administrators to file annually a report summarizing the status of the program, providing key metrics, and providing any recommendations for program modifications. This report is provided in fulfillment of these requirements. The Program Administrators may also file separate Program Recommendations annually in Docket No. 24-08-05 Order 3.

1.4. Program Metrics Overview

Metrics included in this report are intended to enable PURA, the Program Administrators, and other interested stakeholders to evaluate the program's progress towards its goals, identify opportunities for improvement, and assess program cost effectiveness. This report provides three general categories of metrics:

1. **Program Tracking Metrics.** These metrics are tied primarily to enrollment data, assessing projects that have been completed and that are still under development, by type of project, electric distribution company (EDC), etc. Tracking metrics are presented in **Section 3** of this report.
2. **Program Evaluation Metrics.** These metrics evaluate the performance of completed systems, assessing their performance during Passive and Active events. Evaluation metrics are presented in **Section 4** of this report.
3. **BCA Metrics.** BCA metrics assess the cost effectiveness of the program from different test perspectives. BCA results are presented in **Section 5** of this report.

In general, CES prioritized calculating metrics in a way that is consistent with previous reports in order to enable meaningful comparisons and trend analysis. In several instances where it was determined that new or modified metrics could provide greater insights, these changes have been made. Where changes have been made, they have been noted in the relevant portion of the report.

2. Data Sources and Data Review

Data used to produce this evaluation is described below. Program enrollment and tracking data (i.e., data discussed in **Section 3**) is reported through June 30, 2026. Performance and operational data (discussed in **Section 4**), unless otherwise specified, is through March 31, 2026, the end of the Winter 2025/2026 active event season. Performance data prior to this, when included, is based on evaluations from previous annual reports.

9 https://www.dpuc.state.ct.us/dockcurr.nsf/8e6fc37a54110e3e852576190052b64d/5494c093c39b7f308525891f00571bba/$FILE/220805-122122.pdf

10 https://www.dpuc.state.ct.us/2nddockcurr.nsf/8e6fc37a54110e3e852576190052b64d/6991ef77ba07bae185258752007994f7?OpenDocument

2.1. Data from Program Administrators

The following data was provided by the Program Administrators:

- **Program Enrollment Data.** This dataset, from the Green Bank's tracking database, provides details on systems participating or intending to participate in the ESS Program. Fields include detailed system characteristics, customer information, cost data, and dates of relevant milestones. The data is derived from the same Green Bank database used for most of the metrics included in the Energy Storage Solutions Performance Report.[11]
- **Program Administration Costs.** This data is reported separately by each Program Administrator. For benefit cost analysis (BCA), projections of future program administration costs were also provided.
- **Outage Data.** Eversource and UI provided data on outages that affected ESS participants, detailing each outage instance and duration by affected customer.
- **Outage Protection Data**. Some BESS equipment includes functionality that automatically overrides participation in incentive programs (like ESS) when there is a weather event that could lead to outages. This functionality allows systems to maintain a higher state of charge in anticipation of possible outages, so that they can provide backup power if the outages arise. For the evaluated period, data was made available for Enphase, Franklin, and Generac systems, but no other OEMs provided this data. Given that this data is not available for all participating OEMs and that there are differences in how values are reported, metrics specifically related to these datasets are not included in this report.
- **Performance Incentive Data.** Eversource and UI provided data summarizing payments made to systems for their active event performance during Summer 2025 and Winter 2025/2026.
- **Active Event Data.** Eversource and UI provided a list of active events that occurred during Summer 2025 and Winter 2025-2026.[12]

2.2. Telemetry Data

Telemetry data provides information on the performance of resources, including fields such as project ID and ESS project ID, charging/discharging energy, battery state of charge and/or stored energy, and solar PV production if available. The Program Administrators made telemetry available for the period of January 2024 through June 2026. For the previous Annual Report, most telemetry data evaluated by CES came directly from distributed energy resource management system (DERMS) providers with minimal processing, or, in some instances, directly from original equipment manufacturers (OEMs).

For this Report, all telemetry data evaluated by CES was provided by the Green Bank through new data-sharing agreements with the DERMS providers. Many of the data quality considerations and processing steps identified in the previous year's report are addressed by the Green Bank before

[11] https://energystoragect.com/ess-performance-report/. Slight variations in the fields used to calculate metrics and data entry and edits make replicating the exact figures in this report from the Performance Report challenging.

[12] This data is also available here: https://energystoragect.com/contractor-resources/; see "ESS Summer 20XX / Winter 20XX-20XX Events List" documents

the data was provided to CES. This has noticeably improved the quality of the data evaluated by CES.

2.3. Data Review

2.3.1. Program Enrollment Data

There were relatively few issues identified with the enrollment data. Most challenges related to ensuring a consistent interpretation of edge cases (e.g., sites where additional battery capacity was added) and to the completeness of the data set. On the latter question, based on discussions with the Green Bank, most data completeness questions are tied to projects that were transferred from ConnectedSolutions to ESS and to Active Only or Construct 5 projects where customers used a "self-enrollment" approach, primarily Tesla customers. In both of these cases, the Green Bank did not have access to full ESS enrollment details, leading to missing fields. In some cases, the Program Administrators were able to layer additional fields in from other data sources (e.g., PowerClerk); while drawing information for a given field from different data sources may lead to inconsistency in the data, having some data is still more helpful than none. There were also cases in which key fields for some projects are unavailable. For example, installed costs are available for few of the Active Only projects. For tables drawing on enrollment data (primarily within **Section 3**), records that were missing relevant data were eliminated from the table. As a result, totals (e.g., total project count) will vary across different tables.

2.3.2. Telemetry Data

In general, the quality of the telemetry data has improved substantially relative to data reviewed for the previous annual report. CES implemented a series of quality control checks that evaluated the following (as well as other checks not listed):

- Overall volume of missing values
- For stored energy field, instances of missing values or 0 kWh during the interval at the beginning of an event
- Sign reversal (i.e., energy discharge recorded as a positive value instead of a negative value)
- Comparison of maximum kW and stored kWh values in the telemetry data against nameplate capacity values in the enrollment data
- Comparison of kW charge/discharge, kWh charge/discharge, and stored energy fields in the telemetry data, looking for consistency across these three fields

The nature of the data quality issues varied significantly. Some were intermittent and had straightforward explanations (e.g., missing data for isolated periods, likely due to connectivity issues). Some issues were harder to explain, such as isolated periods in which kW charge/discharge, kWh charge/discharge, and stored energy fields did not move in tandem. Other issues were more structural, including instances in which telemetry data regularly indicated kW discharged or stored kWh that exceeded nameplate values.

CES engaged the Program Administrators to resolve as many of the identified issues as possible. CES is aware that the Program Administrators regularly work with DERMS providers and OEMs to address data quality issues; many of the issues identified by CES had already been identified by the Program Administrators.

Of the issues remaining in the evaluated telemetry data, CES determined that it was not feasible to reliably resolve the data quality issues; instead, CES excluded data that triggered quality control flags. This resulted in the removal of approximately 4% of telemetry data occurring during days with an Active or Passive event from the evaluated data set.

2.4. Findings and Recommendations

CES has identified the following findings and recommendations related to data collection, sharing, and processing. As indicated above, CES noted improvements in data quality and collection process relative to last year.

Table 2-1. Data Availability and QC Findings and Recommendations

Finding	Recommendation
CES identified instances in which projects consistently reported max kW discharged or stored kWh in the telemetry data that exceed nameplate values. CES is aware that this is a question that the Program Administrators have raised with DERMS providers and OEMs.	The Program Administrators should continue to engage with DERMS providers and OEMs to resolve this issue. To the extent that a satisfactory explanation or adjustment to the data cannot be made by the DERMS providers and/or OEMs, the Program Administrators should consider scaling telemetry values (particularly the kW discharged field, given that it determines performance payments) to ensure that telemetry values match nameplate values.
CES is aware that the Program Administrators often identify data quality issues before OEMs or DERMS providers.	The Program Administrators should continue to push DERMS providers to implement more rigorous and proactive quality control. While OEMs also play a critical role in maintaining high-quality data, the DERMS providers are best positioned to provide ongoing, proactive quality control.

Source: *CES analysis*

3. Program Tracking Metrics

Program tracking metrics, related findings, and recommendations are presented in this section.

3.1. Program Tracking Categorization

Project categories, which guide the interpretation of the metrics in this section, are provided below.

3.1.1. Project Stage Categories

Metrics in this section are filtered by, and, in many cases, differentiated by project stage. A summary of the project stage categories is presented below.

Table 3-1. Project Stage Categories

Program Tracking Status	Definition
Approved	Project has been reviewed by the Green Bank and all submitted project information and documentation are correct or has been previously sent back for additional information/edits.
Cancelled	Project has been cancelled and removed from the submitted, approved, or completed stage, by the contractor and/or Green Bank. Unless otherwise specified, these projects have been excluded from the metrics in this section.
Completed	Project has been approved, installed, energized, and has either been verified in the DERMS platform, or is in the process of doing so.
Pipeline	Project application has been initiated, but not yet completed. Unless otherwise specified, these projects have been excluded from the metrics in this section.
Submitted	Project has submitted all required documentation but is not yet approved.

Note: The underlying data also includes an "Inspection" stage. For the purposes of program tracking metrics, CES has included these projects in the "Approved" stage.

Source: *Connecticut Green Bank*

3.1.2. Project Unit Definitions

Program tracking metrics provided in this section are based on definitions that align with the structure of the Green Bank database from which the underlying data is derived.

- **Application.** An application is associated with a single submission for an upfront incentive and is associated with a specific "system".
- **System or Project.** A system represents all ESS-enrolled battery storage hardware at a single customer site (generally, behind a single customer meter). In this report, the term "project" also refers to a "system".
- **Battery Unit.** The Green Bank collects information about individual pieces of hardware associated with a single "system." This may include multiple integrated BESS, separate storage banks and inverters, or other combinations of hardware. Multiple battery units may be associated with a single "system".
- **Participant.** A participant is associated with a specific applicant (or, after the project is completed, operational project). A Participant has a one-to-one relationship with an "application" and "system."

3.1.3. Residential Categories

Residential systems are categorized within one of the three segments, described in **Table 3-2** below.

Table 3-2. Residential Project Categories

Residential Segment	Definition
Low-Income	Includes projects at the site of households with incomes below 60% of state median income as well as multifamily affordable housing, based on PURA's Final Decision in Docket No. 23-08-05[13].
Underserved	Projects located within distressed municipalities, as defined by the Connecticut Department of Economic Community Development (DECD). [14]
Standard	All projects that do not qualify as Low-Income or Underserved.

Source: *ESS Program Manual.* [15]

Some projects qualify as both Low-Income and Underserved; these projects receive the Low-Income incentive and are categorized as Low-Income in this report. This is the same approach to determining the appropriate incentive level for a project. In its Final Decision in Docket No. 17-12-03-RE03,[16] PURA directed the Program Administrators to seek a goal of 40% of residential projects qualifying as Low-Income or Underserved.

3.1.4. C&I Categories

Commercial customers fall within one of three categories based on peak demand, defined in **Table 3-3**. Annual peak demand is defined as the highest peak demand billed for the 12 months prior to application to the ESS program. Applicants may choose to enroll projects with a rated power capacity that exceeds their annual peak demand, with a limit of the greater of 150% of the customer's annual peak demand or 2 MW. In these instances, their upfront incentive or enrollment incentive is prorated.[17]

[13] https://www.dpuc.state.ct.us/dockcurr.nsf/8e6fc37a54110e3e852576190052b64d/d7b4cb81bf3765ea85258a7600551890/$FILE/230805-112923.pdf

[14] A more complete description of eligibility criteria for being identified as a Distressed Municipality, as well as a current list of Distressed Municipalities, is available from the Department of Economic and Community Development, here: https://portal.ct.gov/decd/content/about_decd/research-and-publications/02_review_publications/distressed-municipalities

[15] https://energystoragect.com/wp-content/uploads/2025/01/ESS-Program-Manual-01172025-Clean-FINAL.pdf

[16] https://www.dpuc.state.ct.us/2nddockcurr.nsf/8e6fc37a54110e3e852576190052b64d/6991ef77ba07bae185258752007994f7?OpenDocument

[17] An illustration of how this prorating works is available in the incentive calculators available here: https://energystoragect.com/contractor-resources/

Table 3-3. Commercial Project Categories

C&I Segment	Annual Peak Demand
Small Commercial	Below 200 kW
Medium Commercial	200 kW-500 kW
Large Commercial	Greater than 500 kW

Source: *ESS Program Manual.*

As discussed in Section 1, Priority commercial customers are also eligible for higher upfront incentives (Legacy) and Priority commercial customers are eligible for an enrollment incentive under Construct 5 (non-Priority commercial customers are not eligible for any enrollment incentive under Construct 5).

3.1.5. Hybrid Project

This report includes a project that serves a building comprising both multi-family affordable housing and non-residential space, referred to as a hybrid project. The project was approved as a single large C&I application, but is designed to benefit both one large C&I participant and 161 residential low-income participants. Based on PURA's Year 3 Final Decision,[18] which updated the definition of low-income to include affordable multi-family housing, the project has been categorized as low-income.

The Connecticut Green Bank determined that the system's use would be allocated 48% to residential low-income and 52% to large commercial, based on the share of site load serving apartments versus shared commercial functions such as community rooms and a charter school. This same 48% and 52% split is applied in **Section 3.2** of this report to allocate system capacity, costs, and incentives between the two program categories. Where applicable, tables in this report indicate whether the hybrid project has been treated as 161 residential projects and 1 commercial project or consolidated as a single commercial project. As the project is under construction, it is not included in any of the telemetry data evaluated in **Section 4** of this report.

As discussed in the Key Findings and Recommendations section of this report, achieving the target of 40% residential Low-Income and Underserved participation will likely require additional multifamily affordable housing projects to enroll, though no additional multifamily affordable housing projects have enrolled since this project, which enrolled in 2023.

3.2. Program Tracking Metrics

The metrics provided below include projects with an application date before June 30, 2026. Following an email from Eversource to approximately 900 residential ConnectedSolutions customers, approximately 328 residential projects were transferred from ConnectedSolutions to the ESS program, receiving the applicable Construct 5 performance incentives. Unless otherwise noted, these projects are included in metrics included in this report. Remaining residential ConnectedSolutions customers will have until December 2027 to transfer into ESS; at that point, any customers that have not decided to transfer will be unenrolled from ConnectedSolutions.

[18] https://www.dpuc.state.ct.us/dockcurr.nsf/8e6fc37a54110e3e852576190052b64d/d7b4cb81bf3765ea85258a7600551890?OpenDocument

Table 3-4 provides ESS participants by project stage, utility, and project category. The number of projects in the submitted status is attributable to the relatively short period of time required for the Green Bank to review projects and, if eligibility criteria are met, move them to the approved stage. Relative to the same period last year, the total number of completed projects has approximately tripled. This includes an increase from 458 to 1388 completed residential projects and from 4 to 10 completed commercial projects. The number of approved projects is similar to the same time last year. These values demonstrate that commercial projects continue to progress through the pipeline slowly, while residential projects move from submitted, to approved, to completed relatively quickly, as also demonstrated in Table 3-8. The pace of commercial project completion and the overall expected contribution of commercial projects to ESS goals suggests that the Program Administrators will struggle to meet ESS targets.

Currently, UI's share of total participants, including submitted, approved, and completed (19%) is in line with its projected share (20%).

Table 3-4. ESS Participants (Number and Percentage of Total)

Utility	Customer Type	Project Status as of June 30, 2026			
		Submitted	Approved	Completed	Total
Eversource	Residential Standard	23 (1%)	139 (7%)	1055 (55%)	**1217 (63%)**
	Residential Underserved	9 (<1%)	33 (2%)	133 (7%)	**175 (9%)**
	Residential Low-Income	0 (<1%)	32 (2%)	69 (4%)	**101 (5%)**
	Residential Subtotal	***32 (2%)***	***204 (11%)***	***1257 (65%)***	***1493 (78%)***
	Small C&I	0 (<1%)	8 (<1%)	4 (<1%)	**12 (<1%)**
	Medium C&I	0 (<1%)	17 (<1%)	0 (<1%)	**17 (<1%)**
	Large C&I	0 (<1%)	28 (1%)	3 (<1%)	**31 (2%)**
	C&I Subtotal	***0 (<1%)***	***53 (3%)***	***7 (<1%)***	***60 (3%)***
	Eversource Subtotal	**32 (2%)**	**257 (13%)**	**1264 (66%)**	**1553 (81%)**
United Illuminating	Residential Standard	5 (<1%)	19 (<1%)	97 (5%)	**121 (6%)**
	Residential Underserved	1 (<1%)	27 (1%)	34 (2%)	**62 (3%)**
	Residential Low-Income	0 (<1%)	175 (9%)	0 (<1%)	**175 (9%)**
	Residential Subtotal	***6 (<1%)***	***221 (11%)***	***131 (7%)***	***358 (19%)***
	Small C&I	0 (<1%)	2 (<1%)	0 (<1%)	**2 (<1%)**
	Medium C&I	0 (<1%)	2 (<1%)	3 (<1%)	**5 (<1%)**
	Large C&I	0 (<1%)	5 (<1%)	0 (<1%)	**5 (<1%)**
	C&I Subtotal	***0 (<1%)***	***9 (<1%)***	***3 (<1%)***	***12 (<1%)***
	UI Subtotal	**6 (<1%)**	**230 (12%)**	**134 (7%)**	**370 (19%)**
Total Number of Residential Participants		**38 (2%)**	**425 (22%)**	**1388 (72%)**	**1851 (96%)**
Total Number of C&I Participants		**0 (<1%)**	**62 (3%)**	**10 (<1%)**	**72 (4%)**
Total Number of Participants		**38 (2%)**	**487 (25%)**	**1398 (73%)**	**1923 (100%)**

Note: The "Total" column reflects the combined number of submitted, approved, and completed projects, excluding any cancelled and pipeline projects as defined in Section 3.1.1. All percentages are based on the total number of participants across these categories. The hybrid project, detailed in Section 3.1.5, has been counted as 161 participants under United Illuminating's Residential Low-Income and 1 participant under United Illuminating's Large C&I, in accordance with program guidance. All other applications are counted as a single participant.

Source: *CES analysis of Connecticut Green Bank program tracking data through June 30, 2026*

Table 3-5 shows the share of residential projects by customer type for approved and completed systems. The program is short of the established objective of 40% Underserved and Low-Income projects[19] on both a project count (28%) and MW (19%) basis. The total number of Underserved and Low-Income participants (501) is largely attributable to the single, large, affordable multifamily housing project which represents 161 participants. As noted in last year's report, the program will struggle to meet its Low-Income and Underserved target without additional affordable multifamily projects, though there are no such projects in the queue. This risk is underscored by the numbers: the Low-Income and Underserved participant rate (by count) fell from 38% last year to 28% this year.

Table 3-5. Share of Low-Income & Underserved Residential Participants

Upfront Incentive Received	Percentage by Expected Installed Capacity (MW)	Percentage by Number of Participants
Standard	81%	72%
Underserved	12%	13%
Low-Income	7%	15%
Underserved or Low-Income	**19%**	**28%**

Note: Table includes only approved and completed residential systems. Percentages may not total 100% due to rounding. The hybrid project's capacity, described in Section 3.1.5, has been proportionally allocated to 48% under Residential Low-Income, in accordance with guidance from the Green Bank. This project accounts for 161 participants under the Residential Low-Income category.

Source: *CES analysis of Connecticut Green Bank program tracking data through June 30, 2026.*

As described in **Section 1.2**, certain C&I projects with submission dates before January 1, 2023, were eligible to participate in the FCM. **Table 3-6** identifies the portion of commercial projects that are qualified for the FCM but are not expected to bid, those that are expected to bid, and those that, per the ESS Program rules, were not eligible to monetize their capacity revenue. Changes from the previous period are driven by changes in total commercial participation, including project cancellations. As noted below the table, per guidance from the Green Bank, projects that are eligible to participate in the FCM but have not affirmatively indicated that they will not participate (i.e., the relevant field in their application has been left blank) are assumed to be intending to participate. Therefore, CES anticipates that the actual number of projects participating in the FCM will be lower than the numbers indicated below. In practice, confirming FCM participation status before projects come online would require direct contact with individual participants. The Program Manual requires that projects eligible to participate in the FCM report to the Program Administrators on an annual basis if they have participated in the FCM.

[19] As established in PURA's Final Decision in Docket No. 17-12-03-RE03

Table 3-6. Indication of Participation in the ISO-NE FCM for C&I Participants

Upfront Incentive Received	Percentage by Expected Installed Capacity (MW)	Percentage by Number of Participants
Qualified & Expected to Bid	28%	19%
Qualified & Not Bidding	16%	13%
Not Qualified	56%	67%

Note: This table includes all approved and completed C&I projects, whether or not they qualified to retain capacity rights. "Not Qualified" capacity and participant figures include systems that either failed to meet the eligibility criteria prior to 2023 or were enrolled in 2023 or later. The hybrid project, which does not qualify to retain its capacity rights and is detailed further in Section 3.1.5, has been allocated with 52% of its capacity classified under C&I, as directed by the Green Bank. It accounts for one participant under the C&I category.

Source: CES analysis of Connecticut Green Bank program tracking data through June 30, 2026.

The table below shows counts of applications by project stage, including pipeline applications (application has been submitted but not completed) and cancelled applications. Reasons for cancellations include projects failing to meet eligibility criteria and project sponsors choosing to no longer pursue the project. Residential cancellation rates (as measured by count of canceled applications divided by total count of all statuses included in the table) remain relatively steady. Commercial cancellation rates have increased considerably, however: of the 151 commercial applications (including approved or completed) in the table, 77 (51%) are cancellations; this is up from 25% in last year's report. This is particularly concerning given that the number of approved or completed commercial projects is unchanged since last year, and the number of pipeline or submitted but not completed commercial projects is down from 11 to 2.

Table 3-7. Project Approval Rates

Utility	Customer Type	Project Status as of June 30, 2026			
		Pipeline (Applications)	Submitted (Applications)	Approved or Complete (Applications)	Cancelled (Applications)
Eversource	Residential Standard	8% (130/1639)	1% (23/1639)	73% (1194/1639)	18% (292/1639)
	Residential Underserved	10% (23/230)	4% (9/230)	72% (166/230)	14% (32/230)
	Residential Low-Income	3% (3/115)	0% (0/115)	88% (101/115)	10% (11/115)
	Residential Overall	***8% (156/1984)***	***2% (32/1984)***	***74% (1461/1984)***	***17% (335/1984)***
	Small C&I	5% (1/21)	0% (0/21)	57% (12/21)	38% (8/21)
	Medium C&I	0% (0/43)	0% (0/43)	40% (17/43)	60% (26/43)
	Large C&I	0% (0/60)	0% (0/60)	52% (31/60)	48% (29/60)
	C&I Overall	***1% (1/124)***	***0% (0/124)***	***48% (60/124)***	***51% (63/124)***
	Eversource Overall	**7% (157/2108)**	**2% (32/2108)**	**72% (1521/2108)**	**19% (398/2108)**
United Illuminating	Residential Standard	6% (11/172)	3% (5/172)	67% (116/172)	23% (40/172)
	Residential Underserved	7% (6/92)	1% (1/92)	66% (61/92)	26% (24/92)
	Residential Low-Income	0% (0/178)	0% (0/178)	98% (175/178)	2% (3/178)
	Residential Overall	***4% (17/442)***	***1% (6/442)***	***80% (352/442)***	***15% (67/442)***
	Small C&I	0% (0/6)	0% (0/6)	33% (2/6)	67% (4/6)
	Medium C&I	8% (1/12)	0% (0/12)	42% (5/12)	50% (6/12)
	Large C&I	0% (0/9)	0% (0/9)	56% (5/9)	44% (4/9)
	C&I Overall	***4% (1/27)***	***0% (0/27)***	***44% (12/27)***	***52% (14/27)***
	UI Overall	**4% (18/469)**	**1% (6/469)**	**78% (364/469)**	**17% (81/469)**
Percentage of Residential Applications		**7% (173/2426)**	**2% (38/2426)**	**75% (1813/2426)**	**17% (402/2426)**
Percentage of C&I Applications		**1% (2/151)**	**0% (0/151)**	**48% (72/151)**	**51% (77/151)**
Percentage of Total Applications		**7% (175/2577)**	**1% (38/2577)**	**73% (1885/2577)**	**19% (479/2577)**

Note: Note that "Canceled" applications does not include projects labeled as "withdrawn," as withdrawn applications were never officially submitted and/or may have never received a reservation of funds letter. Percentages presented above are based on the number of applications, not the number of participants associated with each application. As such, the hybrid project, detailed in Section 3.1.5, is considered a single Large C&I application for the purposes of this table. Note that withdrawn applications are excluded from the table above.

Source: *CES analysis of Connecticut Green Bank program tracking data through June 30, 2026.*

Table 3-8 lends insight into the time required for upfront incentive applications to be reviewed and for projects to achieve commercial operation (complete status). Results are shown by the year in which they were submitted. Note that, for applications submitted through 2022, some of the processing times have changed somewhat, due to project cancellations and other changes to project statuses – an issue with the calculation of processing times for projects with missing data that affected the previous year's report has also been corrected. Notably, the time to approve residential applications has consistently fallen over time. Days to approve C&I applications have generally decreased over time; time to approve C&I applications is influenced by the need for the Green Bank to seek approval from its Board of Directors for upfront incentives greater than $500,000. The days for residential projects to move to completed status have decreased over time, demonstrating increasing maturity in the residential storage space. There is insufficient data for commercial projects to draw conclusions about changes in the pace of

development; the available data highlights, however, that commercial projects take a long time to move from application approval to project completion.

Table 3-8. Average Days to Approve and Complete Project Application

Customer Type	Application Submittal Year	Average Days to Approve Application	Average Days to Completion
Residential	2022	58	546
	2023	65	292
	2024	56	209
	2025	24	160
	2026	16	87
Residential Overall		***42***	***247***
C&I	2022	246	732
	2023	88	N/A
	2024	42	480
	2025	61	243
	2026	22	N/A
C&I Overall		***93***	***590***
Total Program Average Days		**38**	**45**

Note: All figures presented reflect simple averages across applications and are not weighted by system size or number of participants. Accordingly, the hybrid project, discussed in Section 3.1.5, is treated as a single C&I application in this table. Estimates for average days to application approval and project completion may differ from previous reports due to changes in program enrollment (e.g., unenrollments). The application review process may involve multiple rounds of communication with project developers to ensure completeness and accuracy, which can extend approval timelines.

Source: *CES analysis of Connecticut Green Bank program tracking data through June 30, 2026.*

Table 3-9 provides metrics related to the share of systems and participants that are paired with on-site PV. The vast majority of residential projects continue to be paired with PV. However, Large C&I projects have a significantly lower PV pairing rate, which reduces the solar pairing rate when calculated using battery energy (kWh). Most BTM solar plus storage systems will be able to charge either from the grid or from solar depending on their tariff structure; however, in instances in which the solar and storage share an inverter, energy storage discharge may be limited during hours of solar production based on the rating of the inverter. While Passive and Active events occur later in the day, after the peak solar production hours, there still may be limited instances in which energy storage discharge during ESS events is inverter-limited (i.e., storage cannot discharge at rated or desired capacity because the inverter does not have the capacity for both solar output and desired storage discharge).

Table 3-9. Share of Energy Storage Paired with PV

Customer Type	By Number of Systems	By Number of Participants	By System's kWh	By Allocated kWh
Residential Standard	89%	89%	89%	89%
Residential Underserved	91%	91%	90%	90%
Residential Low-Income	99%	100%	99%	100%
Residential Average	***90%***	***91%***	***89%***	***90%***
Small C&I	57%	57%	29%	29%
Medium C&I	55%	55%	35%	35%
Large C&I	36%	36%	26%	26%
C&I Average	***46%***	***46%***	***29%***	***28%***
Overall Average	**88%**	**89%**	**34%**	**34%**

Note: The analysis of energy storage systems paired with solar PV includes only projects in the "Approved" or "Completed" stages. Due to rounding, table values may not sum to 100%. The hybrid project, which includes a fuel cell and is discussed in Section 3.1.5, is counted as a single Large C&I application in the "by system" columns and as 161 participants under Residential Low-Income and 1 participant under Large C&I in the "by participants" column, and is fractionalized for the "allocated kWh" column with 48% of its energy capacity attributed to Residential Low-Income and 52% to Large C&I, based on guidance from the Green Bank.

Source: *CES analysis of Connecticut Green Bank program tracking data through June 30, 2026.*

Table 3-10 shows total kW of project capacity by project status, utility, and customer segment. This table highlights how, on a kW basis, C&I projects dominate expected future kW (as reflected in projects with an approved status), while residential projects continue to dominate the completed kW operating in the program. The total kW has decreased by approximately 1 MW since the previous report; this is primarily a result of a reduction in approved C&I capacity of 13 MW resulting primarily from cancelled projects (as opposed to projects moving from approved to completed). For residential, the total values represent 15% of the program's target of 150 MW; for commercial projects, it is 31% of 430 MW. Comparing these numbers is likely misleading, however, given that commercial projects have seen significantly higher levels of attrition.

Table 3-10. Total Allocated Power Capacity (kW) by Project Status

Utility	Customer Type	Project Status as of June 30, 2026			
		Submitted (kW)	Approved (kW)	Completed (kW)	Total (kW)
Eversource	Residential Standard	279	2,088	13,875	**16,242**
	Residential Underserved	88	389	1,636	**2,113**
	Residential Low-Income	0	259	651	**910**
	Residential Subtotal	***367***	***2,736***	***16,161***	***19,264***
	Small C&I	0	6,088	625	**6,713**
	Medium C&I	0	27,859	0	**27,859**
	Large C&I	0	86,835	507	**87,342**
	C&I Subtotal	***0***	***120,782***	***1,132***	***121,914***
	Eversource Subtotal	**367**	**123,518**	**17,293**	**141,178**
United Illuminating	Residential Standard	32	295	1,079	**1,406**
	Residential Underserved	10	236	323	**569**
	Residential Low-Income	0	576	0	**576**
	Residential Subtotal	***42***	***1,107***	***1,402***	***2,552***
	Small C&I	0	764	0	**764**
	Medium C&I	0	2,268	155	**2,423**
	Large C&I	0	8,509	0	**8,509**
	C&I Subtotal	***0***	***11,541***	***155***	***11,696***
	UI Subtotal	**42**	**12,648**	**1,557**	**14,248**
Total Power Capacity: Residential (kW)		**409**	**3,843**	**17,564**	**21,816**
Total Power Capacity: C&I (kW)		**0**	**132,323**	**1,287**	**133,610**
Total Power Capacity (kW)		**409**	**136,166**	**18,850**	**155,426**

Note: The "Total" column represents the sum of submitted, approved, and completed projects, excluding any cancelled and pipeline projects, as defined in Section 3.1.1. The hybrid project's capacity, further detailed in Section 3.1.5, has been fractionalized per guidance from the Green Bank, with 48% to United Illuminating's Residential Low-Income and 52% to United Illuminating's Large C&I.

Source: *CES analysis of Connecticut Green Bank program tracking data through June 30, 2026.*

Table 3-11 provides similarly structured data, calculated for kWh of storage capacity instead of kW. This table illustrates many of the same trends as the previous table, particularly, that C&I projects dominate the program's approved kWh.

Table 3-11. Total Allocated Energy Capacity (kWh) by Project Status

Utility	Customer Type	Project Status as of June 30, 2026			
		Submitted (kWh)	Approved (kWh)	Completed (kWh)	Total (kWh)
Eversource	Residential Standard	508	3,604	28,321	**32,433**
	Residential Underserved	113	802	3,253	**4,167**
	Residential Low-Income	0	612	1,415	**2,027**
	Residential Subtotal	***620***	***5,018***	***32,989***	***38,627***
	Small C&I	0	20,350	3,060	**23,410**
	Medium C&I	0	70,994	0	**70,994**
	Large C&I	0	201,176	1,156	**202,332**
	C&I Subtotal	***0***	***292,520***	***4,216***	***296,736***
	Eversource Subtotal	**620**	**297,538**	**37,205**	**335,364**
United Illuminating	Residential Standard	68	515	1,970	**2,553**
	Residential Underserved	15	521	713	**1,249**
	Residential Low-Income	0	2,102	0	**2,102**
	Residential Subtotal	***83***	***3,138***	***2,683***	***5,904***
	Small C&I	0	1,732	0	**1,732**
	Medium C&I	0	5,718	344	**6,062**
	Large C&I	0	27,658	0	**27,658**
	C&I Subtotal	***0***	***35,108***	***344***	***35,452***
	UI Subtotal	**83**	**38,246**	**3,027**	**41,356**
Total Energy Capacity: Residential (kWh)		**703**	**8,156**	**35,673**	**44,531**
Total Energy Capacity: C&I (kWh)		**0**	**327,628**	**4,560**	**332,188**
Total Energy Capacity (kWh)		**703**	**335,784**	**40,233**	**376,720**

Note: The "Total" column represents the sum of submitted, approved, and completed projects, excluding any cancelled and pipeline projects, as defined in Section 3.1.1. The hybrid project's capacity, further detailed in Section 3.1.5, has been fractionalized per guidance from the Green Bank, with 48% to United Illuminating's Residential Low-Income and 52% to United Illuminating's Large C&I.

Source: *CES analysis of Connecticut Green Bank program tracking data through June 30, 2026.*

Table 3-12 highlights average system size (in kW and kWh) per participant for approved and completed projects. Residential project sizes have remained relatively stable, with a modest increase in average kW from 10 to 12, with project duration remaining stable. The average kWh for residential standard projects in Eversource territory is significantly larger than in UI territory, likely a reflection of the housing stock served by the two utilities. The UI low-income average duration is an outlier, driven by the 4-hour durations of the multifamily project allocated to these customers.

Relative to last year, commercial systems have seen a small decrease in size (2,015 kW to 1,856 kW) and duration (2.6 hours to 2.5 hours). Commercial systems have a longer average duration than residential systems; this is likely driven by the equipment available to the two different segments (i.e., more opportunity to customized duration for commercial systems than residential) as well as the value proposition (e.g., C&I customers may seek longer duration to manage demand charges and more aggressively engage in retail rate arbitrage).

Table 3-12. Average Project Size

Utility	Customer Type	Average System Size		
		Power Capacity (kW/participant)	Energy Capacity (kWh/participant)	Weighted Average Nominal Duration (hrs)
Eversource	Residential Standard	13	27	2.0
	Residential Underserved	12	24	2.0
	Residential Low-Income	9	20	2.2
	Residential Average	***13***	***26***	***2.0***
	Small C&I	559	1,951	3.5
	Medium C&I	13	27	2.0
	Large C&I	12	24	2.0
	C&I Average	9	20	2.2
	Eversource Average	***13***	***26***	***2.0***
United Illuminating	Residential Standard	559	1,951	3.5
	Residential Underserved	1,639	4,176	3
	Residential Low-Income	2,817	6,527	2.3
	Residential Average	***2,032***	***4,946***	***2.4***
	Small C&I	**93**	**220**	**2.4**
	Medium C&I	12	21	2
	Large C&I	9	20	2.2
	C&I Average	3	12	3.6
	UI Average	***7***	***17***	***2.3***
Average System Size for Residential Systems		**12**	**24**	**2.0**
Average System Size for C&I Systems		**1,856**	**4,614**	**2.5**
Average System Size		**82**	**199**	**2.4**

Note: The average system size analysis includes only projects in the "approved" or "completed" stages. The hybrid project's capacity, further detailed in Section 3.1.5, has been fractionalized per guidance from the Green Bank, with 48% to United Illuminating's Residential Low-Income and 52% to United Illuminating's Large C&I. For reporting purposes, it accounts for 161 participants under United Illuminating's Residential Low-Income and 1 participant under United Illuminating's Large C&I.

Source: *CES analysis of Connecticut Green Bank program tracking data through June 30, 2026.*

Table 3-13 shows the number of systems and battery units by manufacturer. Tesla replaced FranklinWH as the manufacturer with the most participating residential systems, followed by FranklinWH which also saw significant growth compared to last year. On the C&I side, Tesla continues to have the largest number of systems. Note that canceled applications have led to some previously-listed manufacturers not being included in this year's table.

Table 3-13. Number of Systems and Batteries by Manufacturer

Customer Type	Make	Number of Systems	Number of Battery Units
Residential	Tesla	616	2250
	FranklinWH	475	1869
	Enphase Energy	194	958
	Generac Power Systems	191	387
	SunPower	93	209
	Fortress Power LLC	26	105
	SolarEdge Technologies Ltd.	19	64
	HomeGrid	11	21
	EndurEnergy Systems, Inc. ESP	10	67
	PointGuard Energy	3	14
	Pylon Technologies	3	16
	StackRack Battery Systems	3	11
	Cadenza Innovation	2	6
	LG Chem	2	4
	Sigenergy	2	11
	EG4 Electronics	1	4
	Panasonic Corporation	1	4
C&I	Tesla	33	45
	ELM Fieldsight LLC	15	73
	Narada Power	11	22
	Yotta Energy	5	555
	Lithtech	2	9
	Socomec	2	2
	American Energy Storage Innovations (AESI)	1	3
	Cadenza Innovation	1	2
	Cornex	1	2
	Generac Power Systems	1	2
	PurePoint Energy LLC	1	2
	Waldron Engineering & Construction, Inc.	1	2

Note: Counts of "system" and "battery unit" reflect only those projects in the "approved" or "completed" stages. As detailed in Section 3.1.5, the hybrid project is treated as a single C&I application for the purposes of this table.

Source: *CES analysis of Connecticut Green Bank program tracking data through June 30, 2026.*

Table 3-14 provides data on applications by contractor. Most contractors serve only residential or only C&I customers. Earthlight Technologies has the largest share of residential applications, at 25%. For commercial systems, Scale Microgrid Solutions has the largest share, at 25%. The total number of contractors with at least one application has grown from 54 to 68.

Table 3-14. Number of Approved or Completed Applications by Contractor

Contractor	Residential Applications	C&I Applications	Total Applications
Earthlight Technologies, LLC	325	8	333
Posigen, CT	159	0	159
Tesla	154	0	154
Venture Home Solar, LLC	79	0	79
Earth Smart Solar	75	0	75
SAVKAT, Inc.	75	0	75
Green Power Energy, LLC	70	0	70
Helio Solar LLC	38	0	38
West Electric LLC	32	0	32
Eastern CT Solar LLC	31	0	31
Tesla Energy Operations, Inc.	27	0	27
Aegis Solar Energy	25	0	25
Ion Solar Pros	23	0	23
CES Danbury LLC DBA Ross Solar Group	21	0	21
EcoSmart Home Services	19	0	19
Infinity Solar Systems	18	0	18
Scale Microgrid Solutions LLC	0	18	18
Premier Improvements Solar	16	0	16
Sunrun Installation Services Inc.	14	0	14
Honeywell International, Inc.	0	14	14
EcoSolar Installations, LLC	11	0	11
Synergy Smart Homes	10	0	10
Summer Hill Solar	9	0	9
Connecticut Solar Power LLC	8	0	8
Sunlight Solar Energy, Inc.	7	0	7
CPower	0	7	7
RWE Clean Energy, LLC	0	7	7
Shoreline Solar	6	0	6
Kinsley Group, Inc.	0	6	6
Trinity Solar, Inc.	5	0	5
Daisy Solutions, LLC	0	5	5
Apex Electrical Contractors LLC	4	0	4
Efficient Lighting Consultants, Inc. (ELC)	4	0	4
Son Energy Systems	4	0	4
PurePoint Energy LLC	3	1	4
Evergreen Energy. LLC	3	0	3
Powur PBC	3	0	3
Shoreline Solar LLC	3	0	3
SunTegra Energy LLC	3	0	3
Synergy Electrical Contracting LLC	3	0	3
Bright Light Energy Corp	2	0	2

Contractor	Residential Applications	C&I Applications	Total Applications
Crocker Consulting Inc DBA Omega Energy	2	0	2
Franklin WH	2	0	2
Newport Electric Construction Corp.	2	0	2
Shedd Technologies LLC	2	0	2
Cadenza Innovation, Inc.	1	1	2
HQCA Energy Solutions, LLC	0	2	2
Beacon Solar Construction INC	1	0	1
BigEnergy USA LLC	1	0	1
CSS On Demand Electrical LLC	1	0	1
Dyna Electric	1	0	1
Elite Electrical Contractors, LLC	1	0	1
Griffin Electrical Contractors Inc.	1	0	1
Harvest Power LLC	1	0	1
Insight Solar	1	0	1
Jack Rabbit Energy Independence LLC	1	0	1
Momentum Solar	1	0	1
Ovanova	1	0	1
Porticade Construction LLC, DBA Action Solar	1	0	1
Sol Power LLC	1	0	1
SunBug Solar	1	0	1
Sunrise Solar Consulting LLC	1	0	1
Sunrite Solar LLC	1	0	1
TotalEnergies Distributed Generation USA, LLC	1	0	1
West Hartford Solar, LLC	1	0	1
DownEast Renewable Energy LLC	0	1	1
EPC Energy Inc	0	1	1
Waldron Engineering & Construction, Inc.	0	1	1

Note: Counts include only projects in the "approved" or "completed" stages. As detailed in Section 3.1.5, the hybrid project is treated as a single C&I application for the purposes of this table. Additionally, CES Danbury LLC DBA Ross Solar Group was purchased by RWE Clean Energy, LLC (formerly ConEdison Solutions); therefore, its 21 residential applications are attributed to RWE Clean Energy, LLC. Additionally, 328 residential projects transferred into ESS from ConnectedSolutions, for which the contractor field was labeled "ConnectedSolutions," have been excluded from this table.

Source: *CES analysis of Connecticut Green Bank program tracking data through June 30, 2026.*

Administrative costs associated with the ESS Program for 2024 are provided in **Table 3-15** below. Costs are largely in line with last year, with declines primarily in evaluation, measurement, and verification and IT costs.

Table 3-15. Program Administrative Costs ($)

Cost Category	2023 Costs	2024 Cost	2025 Cost
Personnel	$1,032,678	$1,408,533	$1,459,103
Evaluation, Measurement, and Verification	$216,344	$315,032	$98,415
Marketing	$159,125	$120,329	$111,970
IT	$46,840	$348,173	$284,143
Other	$756,027	$251,041	$300,636
Total	**$2,211,014**	**$2,443,108**	**$2,256,292**

Note: EM&V primarily covers the cost of vendors supporting the Program Administrators in complying with Orders in various ESS dockets. The IT includes the cost of Distributed Energy Resource Management System vendors.

Source: *Program Administrators.*

Estimated upfront and enrollment incentives (i.e., including both Legacy and Construct 5) are presented in **Table 3-16**. Total incentives encumbered are effectively flat from the last report, with an increase in residential and commensurate decrease in commercial. While residential incentives have doubled since the last report, with significant increases in both the approved and completed categories, C&I incentives have fallen, due to project cancellations. Because Construct 5 enrollment incentives are much lower than upfront incentives, the values under Submitted and Approved are expected to decrease in future reports.

Table 3-16. Estimated Upfront Incentives Encumbered by Project Status ($)

Utility	Customer Type	Project Status as of June 30, 2025			
		Submitted ($)	Approved ($)	Completed ($)	Total ($)
Eversource	Residential Standard	$36,947	$795,629	$4,597,856	$5,430,432
	Residential Underserved	$6,360	$304,223	$1,099,271	$1,409,853
	Residential Low-Income	$0	$354,296	$630,349	$984,645
	Residential Subtotal	***$43,307***	***$1,454,147***	***$6,327,476***	***$7,824,930***
	Small C&I	$0	$3,864,856	$663,759	$4,528,614
	Medium C&I	$0	$10,557,153	$0	$10,557,153
	Large C&I	$0	$21,820,631	$114,819	$21,935,450
	C&I Subtotal	***$0***	***$36,242,639***	***$778,578***	***$37,021,217***
	Eversource Subtotal	**$43,307**	**$37,696,786**	**$7,106,053**	**$44,846,147**
United Illuminating	Residential Standard	$405	$117,334	$436,390	$554,128
	Residential Underserved	$450	$211,340	$166,488	$378,278
	Residential Low-Income	$0	$1,036,346	$0	$1,036,346
	Residential Subtotal	***$855***	***$1,365,019***	***$602,878***	***$1,968,751***
	Small C&I	$0	$349,415	$0	$349,415
	Medium C&I	$0	$689,293	$60,200	$749,493
	Large C&I	$0	$3,340,324	$0	$3,340,324
	C&I Subtotal	***$0***	***$4,379,032***	***$60,200***	***$4,439,232***
	UI Subtotal	**$855**	**$5,744,051**	**$663,078**	**$6,407,984**
Total Incentives Encumbered: Residential		**$44,162**	**$2,819,166**	**$6,930,353**	**$9,793,681**
Total Incentives Encumbered: C&I		**$0**	**$40,621,672**	**$838,778**	**$41,460,449**
Total Incentives Encumbered ($)		**$44,162**	**$43,440,837**	**$7,769,131**	**$51,254,130**

Note: This table includes both upfront incentives for Legacy systems and enrollment incentives for Construct 5 systems. Incentives for submitted and approved projects are estimated based on system capacity and applicable priority status, while incentives for completed projects reflect actual payments made for installed system. The hybrid project's upfront incentive, further detailed in Section 3.1.5, has been fractionalized per guidance from the Green Bank, with 48% to United Illuminating's Residential Low-Income and 52% to United Illuminating's Large C&I.

Source: *CES analysis of Connecticut Green Bank program tracking data through June 30, 2026.*

Table 3-17 and **Table 3-18** provide average upfront incentives for Legacy projects and enrollment incentives for Construct 5, respectively, on a per participant basis. For Legacy systems, residential incentives have remained effectively flat on a per project basis, while commercial incentives have decreased modestly, tracking the decrease in average commercial project size. **Table 3-18** illustrates the reduction in upfront/enrollment incentives as the program moves to Construct 5. The residential Eversource values for Underserved and Low-Income projects are considerably higher than for Standard residential customers. This is not because there are higher enrollment incentives; instead, this is a combination of a low sample size, larger (on a kWh basis) Underserved and Low-Income projects, and a higher proportion of the Underserved and Low-Income projects being on the Grid Edge. While the "N/A" under the commercial lines could indicate that no incentives have been provided (as there is no enrollment incentive for non-Priority commercial customers), in this case, the "N/A" indicates that there are no approved commercial Construct 5 projects at the time of the analysis.

Table 3-17. Average Total Project Upfront Incentive for Legacy Projects ($/Participant)

Utility	Customer Type	Average Upfront Incentive ($/Participant)
Eversource	Residential Standard	$7,366
	Residential Underserved	$10,287
	Residential Low-Income	$11,209
	Residential Average	***$8,139***
	Small C&I	$377,385
	Medium C&I	$621,009
	Large C&I	$707,595
	C&I Average	***$617,020***
	Eversource Average	**$44,709**
United Illuminating	Residential Standard	$6,644
	Residential Underserved	$7,840
	Residential Low-Income	$5,922
	Residential Average	***$6,419***
	Small C&I	$174,708
	Medium C&I	$149,899
	Large C&I	$668,065
	C&I Average	***$369,936***
	UI Average	**$20,136**
Average Incentives Encumbered by Residential Participants		**$7,716**
Average Incentives Encumbered by C&I Participants		**$575,840**
Average Project Incentive		**$38,775**

Note: The analysis of average total project incentives includes only Legacy projects in the "approved" or "completed" stages. Because of the limited installed cost data collected for projects only participating in active dispatches, the table above includes only those projects participating in active and passive events (i.e., those that have received an upfront incentive). The hybrid project's upfront incentive, further detailed in Section 3.1.5, has been fractionalized per guidance from the Green Bank, with 48% to United Illuminating's Residential Low-Income and 52% to United Illuminating's Large C&I.

Source: *CES analysis of Connecticut Green Bank program tracking data through June 30, 2026.*

Table 3-18. Average Total Project Upfront Incentive for Construct 5 Projects ($/Participant)

Utility	Customer Type	Average Upfront Incentive ($/Participant)
Eversource	Residential Standard	$2,156
	Residential Underserved	$4,998
	Residential Low-Income	$3,140
	Residential Average	***$2,480***
	Small C&I	N/A
	Medium C&I	N/A
	Large C&I	N/A
	C&I Average	***N/A***
	Eversource Average	**$2,480**
United Illuminating	Residential Standard	$1,125
	Residential Underserved	$745
	Residential Low-Income	N/A
	Residential Average	***$935***
	Small C&I	N/A
	Medium C&I	N/A
	Large C&I	N/A
	C&I Average	***N/A***
	UI Average	**$935**
Average Incentives Encumbered by Residential Participants		**$2,372**
Average Incentives Encumbered by C&I Participants		**N/A**
Average Project Incentive		**$2,372**

Note: The analysis of average total project incentives includes only Construct 5 projects in the "approved" or "completed" stages.

Source: *CES analysis of Connecticut Green Bank program tracking data through June 30, 2026.*

Table 3-19 provides project costs per participant. Residential costs have remained relatively stable. Interestingly, for residential projects, average total costs have decreased slightly more than battery only costs. While the underlying cost data may not be sufficiently reliable to draw conclusions, this would suggest a reduction in balance of system costs, which could include interconnection, profit, and soft costs. Average commercial costs have come down, though this is primarily attributable to the reduction in average project size.

Table 3-19. Average Project Cost ($/Participant)

Utility	Customer Type	Battery Only Cost ($/Participant)	Total Energy Storage System Cost ($/Participant)
Eversource	Residential Standard	$20,038	$32,302
	Residential Underserved	$20,179	$30,626
	Residential Low-Income	$20,298	$27,144
	Residential Average	***$20,081***	***$31,599***
	Small C&I	$792,126	$1,268,454
	Medium C&I	$2,098,373	$3,411,557
	Large C&I	$2,386,498	$4,211,877
	C&I Average	***$1,985,988***	***$3,396,435***
	Eversource Average	**$132,205**	**$223,510**
United Illuminating	Residential Standard	$20,622	$31,904
	Residential Underserved	$19,680	$28,662
	Residential Low-Income	$7,463	$12,306
	Residential Average	***$13,041***	***$20,318***
	Small C&I	$820,610	$968,965
	Medium C&I	$944,036	$1,345,099
	Large C&I	$2,445,395	$4,418,848
	C&I Average	***$1,549,031***	***$2,563,139***
	UI Average	**$70,283**	**$115,082**
Average Cost for Residential Participants		**$18,405**	**$28,913**
Average Cost for C&I Participants		**$1,913,162**	**$3,257,552**
Average Cost per Participant		**$117,694**	**$198,100**

Note: Average system cost estimates are based solely on projects in the "approved" or "completed" stages. Because of the limited installed cost data collected for projects only participating in active dispatch, the table above includes only those projects participating in active and passive events (i.e., those that have received an upfront incentive). Total energy storage system costs include the battery module as well as associated balance of system components, inverters, engineering and design, interconnection, monitoring, and permitting expenses. These costs do not include solar PV modules, although some shared balance-of-system and installation costs may be reflected due to PV pairing. The hybrid project's energy storage system cost, further detailed in Section 3.1.5, has been fractionalized per guidance from the Green Bank, with 48% to United Illuminating's Residential Low-Income and 52% to United Illuminating's Large C&I. The project is counted as 161 participants under United Illuminating's Residential Low-Income and 1 participant under United Illuminating's Large C&I.

Source: *CES analysis of Connecticut Green Bank program tracking data through June 30, 2026.*

Table 3-20 provides total installed costs by project status, utility, and customer type. As of June 30, 2026, the ESS Program has incentivized the installation of more than $33 million of energy storage systems, with an additional $239.5 million of projects in the approved stage.

Table 3-20. Total Installed Costs Allocated to Participants by Project Status ($)

Utility	Customer Type	Project Status as of June 30, 2026			
		Submitted ($)	Approved ($)	Completed ($)	Total ($)
Eversource	Residential Standard	$405,709	$4,090,610	$20,860,202	$25,356,521
	Residential Underserved	$95,838	$1,031,840	$3,225,231	$4,352,909
	Residential Low-Income	$0	$896,556	$1,546,394	$2,442,950
	Residential Subtotal	***$501,547***	***$6,019,006***	***$25,631,827***	***$32,152,380***
	Small C&I	$0	$12,030,160	$3,191,283	$15,221,443
	Medium C&I	$0	$57,996,464	$0	$57,996,464
	Large C&I	$0	$129,652,099	$916,103	$130,568,202
	C&I Subtotal	***$0***	***$199,678,723***	***$4,107,386***	***$203,786,109***
	Eversource Subtotal	**$501,547**	**$205,697,729**	**$29,739,213**	**$235,938,489**
United Illuminating	Residential Standard	$22,595	$706,244	$2,094,047	$2,822,886
	Residential Underserved	$21,353	$741,863	$705,459	$1,468,675
	Residential Low-Income	$0	$2,153,599	$0	$2,153,599
	Residential Subtotal	***$43,948***	***$3,601,706***	***$2,799,506***	***$6,445,160***
	Small C&I	$0	$1,937,930	$0	$1,937,930
	Medium C&I	$0	$6,207,997	$517,500	$6,725,497
	Large C&I	$0	$22,094,242	$0	$22,094,242
	C&I Subtotal	***$0***	***$30,240,169***	***$517,500***	***$30,757,669***
	UI Subtotal	**$43,948**	**$33,841,875**	**$3,317,006**	**$37,202,829**
Total Allocated Installed Costs: Residential		**$545,495**	**$9,620,712**	**$28,431,333**	**$38,597,540**
Total Allocated Installed Costs: C&I		**$0**	**$229,918,892**	**$4,624,886**	**$234,543,778**
Total Installed Costs ($)		**$545,495**	**$239,539,604**	**$33,056,219**	**$273,141,318**

Note: Total installed costs reflect costs associated with the battery module, balance of system components, inverter, engineering and design, interconnection, monitoring, and permitting. These figures do not include the cost of solar PV modules, although some balance-of-system and installation costs presented here may overlap with those associated with co-located solar PV systems. The hybrid project's installed cost, further detailed in Section 3.1.5, has been fractionalized per guidance from the Green Bank, with 48% to United Illuminating's Residential Low-Income and 52% to United Illuminating's Large C&I.

Source: *CES analysis of Connecticut Green Bank program tracking data through June 30, 2026.*

Table 3-21 highlights per unit ($/kW and $/kWh) energy storage system costs. Most residential $/kWh costs have remained effectively flat or have decreased. These costs are somewhat lower for approved projects than for completed projects, suggesting that average program costs will decrease somewhat. Commercial $/kWh costs for approved applications are effectively flat. For approved and completed projects, residential Underserved and Low-Income unit costs are higher than Standard; while, as shown in **Table 3-12**, residential Standard projects are, on average, somewhat larger, it is unclear that the difference in project size and implied economies of scale would explain the differences in per unit costs. On the other hand, **Figure 3-1** indicates that these differences in costs may be declining over time. While the cost of completed commercial projects has increased noticeably, the small sample size makes extrapolating from this change dubious.

Table 3-21. Average Total Energy Storage System Costs ($/kWh and $/kW)

Customer Type	Submitted ($/kW)	Approved ($/kW)	Completed ($/kW)	Submitted ($/kWh)	Approved ($/kWh)	Completed ($/kWh)
Residential Standard	$1,741	$2,013	$2,303	$973	$1,165	$1,283
Residential Underserved	$1,573	$2,835	$2,440	$1,166	$1,340	$1,310
Residential Low-Income	N/A	$3,524	$2,832	N/A	$1,489	$1,367
Residential Average	***$1,702***	***$2,329***	***$2,345***	***$1,009***	***$1,246***	***$1,291***
Small C&I	N/A	$2,039	$5,106	N/A	$633	$1,043
Medium C&I	N/A	$2,131	$3,343	N/A	$837	$1,504
Large C&I	N/A	$1,602	$1,808	N/A	$665	$792
C&I Average	***N/A***	***$1,745***	***$3,595***	***N/A***	***$703***	***$1,014***
Overall Average	**$1,702**	**$1,759**	**$2,465**	**$1,009**	**$713**	**$1,243**

Note: Total energy storage system costs include the battery module as well as associated balance of system components, inverters, engineering and design, interconnection, monitoring, and permitting expenses. These costs do not include solar PV modules; however, some balance-of-system and installation costs may overlap due to PV pairing and would not have been incurred otherwise. Because of the limited installed cost data collected for projects only participating in active dispatch, the table above includes only those projects participating in active and passive events (i.e., those that have received an upfront incentive). As detailed in Section 3.1.5, the hybrid project is treated as a single Large C&I system for the purposes of this table. Additionally, due to the relatively low number of completed or submitted projects within certain customer segments (e.g., submitted project statuses), average cost estimates for those segments may not be fully representative.

Source: *CES analysis of Connecticut Green Bank program tracking data through June 30, 2026.*

Figure 3-1 illustrates how average costs have evolved over time, based on application approval date. Given that there is the greatest number (by count) of Residential Standard systems, this set of systems may provide the best view of how costs have evolved, based on date of completed application. This would suggest that there has been a monotonic decline in average kWh costs over time. The chosen metric ($/kWh) is a good indicator, but also an imperfect metric, as increased project sizes and durations would decrease $/kWh costs. Still, because project performance is generally energy-limited (that is, project performance during events is limited by available kWh as opposed to power (kW)), this is a key indicator for project costs. There is not a clear trend for C&I projects.

Figure 3-1. Average Total Energy Storage System Cost by Application Year ($/kWh)

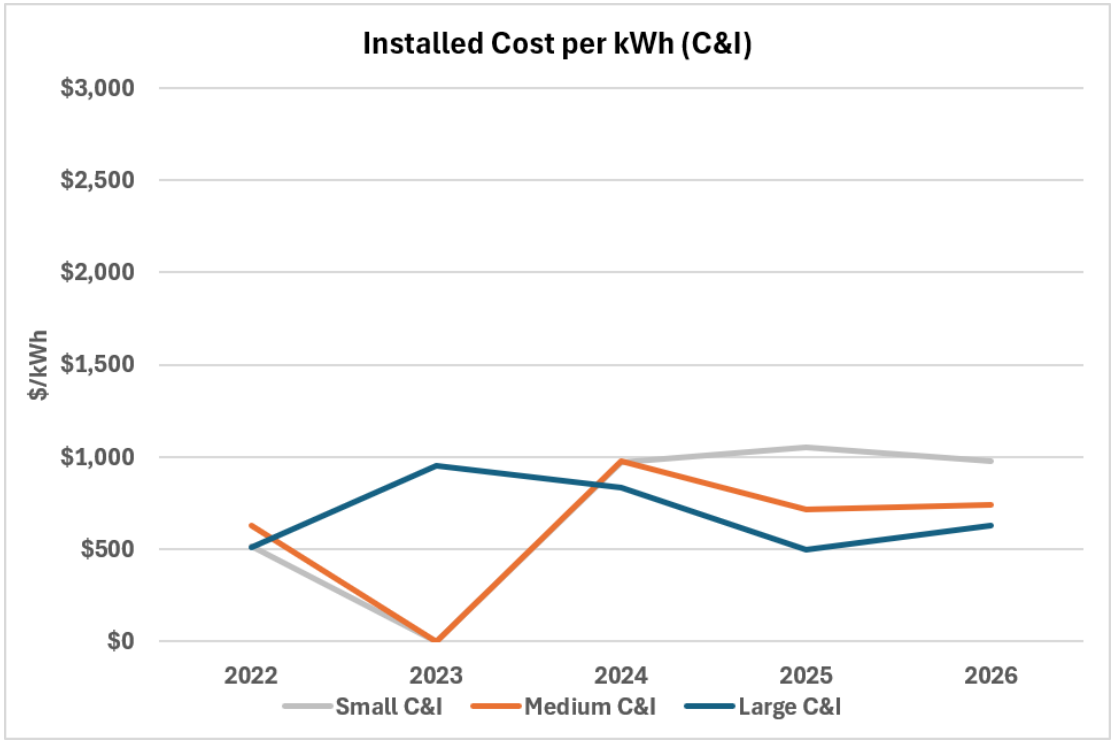

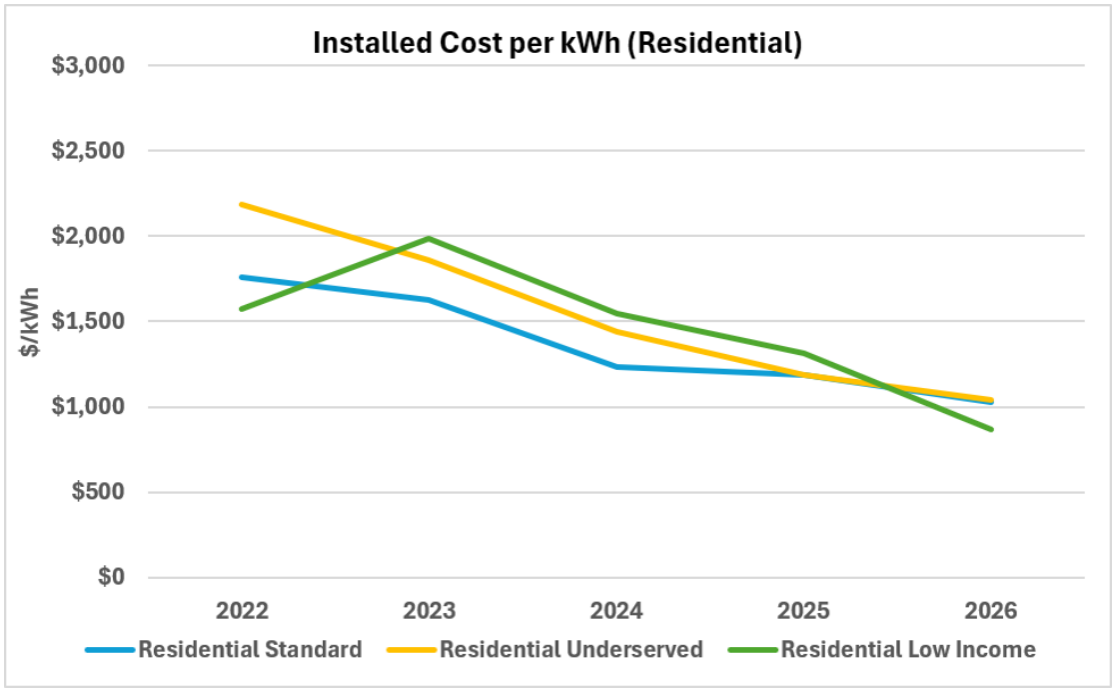

Note: For the commercial systems, no small or medium projects with a 2023 approval date are included in the dataset; the dip in the lines indicates an absence of data, not a decrease in costs. Only projects in the submitted, approved, or completed categories are included. Total energy storage system costs include the battery module as well as associated balance of system components, inverters, engineering and design,

interconnection, monitoring, and permitting expenses. These costs do not include solar PV modules; however, some balance-of-system and installation costs may overlap due to PV pairing and would not have been incurred otherwise. As detailed in Section 3.1.5, the hybrid project is treated as a single Large C&I system for the purposes of this table. Missing data points indicate no projects had applications approved during the applicable year.

Source: *CES analysis of Connecticut Green Bank program tracking data through June 30, 2026.*

Table 3-22 provides similar information, but for battery-only costs. The trends generally mirror those demonstrated in the previous table. Given the number of participating contractors and the variations in project configuration, it is likely that inconsistent cost categorization would make drawing conclusions about trends in battery costs challenging.

Table 3-22. Average Battery-Only Costs ($/kWh and $/kW)

Customer Type	Submitted ($/kW)	Approved ($/kW)	Completed ($/kW)	Submitted ($/kWh)	Approved ($/kWh)	Completed ($/kWh)
Residential Standard	$3,437	$1,598	$1,496	$2,640	$906	$830
Residential Underserved	N/A	$2,208	$1,662	N/A	$1,075	$882
Residential Low-Income	N/A	$2,919	$2,172	N/A	$1,232	$1,037
Residential Average	***$3,437***	***$1,901***	***$1,548***	***$2,640***	***$998***	***$848***
Small C&I	N/A	$1,287	$3,729	N/A	$399	$762
Medium C&I	N/A	$1,327	$2,678	N/A	$521	$1,205
Large C&I	N/A	$904	$1,188	N/A	$375	$521
C&I Average	***N/A***	***$1,020***	***$2,602***	***N/A***	***$411***	***$734***
Overall Average	**$3,437**	**$1,037**	**$1,651**	**$2,640**	**$420**	**$828**

Note: Battery-only costs are intended to only include costs associated with the battery modules themselves, excluding costs balance of system components, inverters, engineering and design, interconnection, monitoring, and permitting expenses. These costs do not include solar PV modules; however, some balance-of-system and installation costs may overlap due to PV pairing and would not have been incurred otherwise. Where battery modules and inverters are integrated, costs may not be accurately allocated across these categories. As detailed in Section 3.1.5, the hybrid project is treated as a single Large C&I system for the purposes of this table. Additionally, due to the relatively low number of completed or submitted projects within certain customer segments (e.g., submitted project statuses), average cost estimates for those segments may not be fully representative.

Source: *CES analysis of Connecticut Green Bank program tracking data through June 30, 2026.*

3.3. Findings and Recommendations

Table 3-23. Program Tracking Metrics Findings and Recommendations

Finding	Recommendation
The C&I pipeline appears to have stagnated, with new applications slowing, including no applications since the implementation of Construct 5.	The Program Administrators should continue to monitor the pace of incoming C&I applications and continue to remain engaged with contractors, developers, and host customers to understand barriers to participation. The Program Administrators should explicitly seek feedback on the viability of projects under Construct 5. The Program Administrators

Finding	Recommendation
	may consider focus groups or other structured feedback to identify barriers to development that could be addressed, outside of increased incentive levels.
Decreases in per unit residential costs are not mirrored in commercial cost data.	Building on the recommendation above, the Program Administrators should consider a more detailed evaluation of commercial project cost drivers. For example, the greater heterogeneity of commercial sites and customer needs, relative to residential sites, may be a cost driver. The Program Administrators should consider tools that could be used to help address these soft costs (or other mechanisms for driving down commercial costs).
Attrition of the commercial pipeline is outpacing new applications.	While significant attrition in the commercial pipeline has been expected, the Program Administrators should review the characteristics of canceled commercial projects. This could help refine future projections and identify key barriers.
The program is falling short of its target of 40% Low-Income and Underserved residential participation rates.	Affordable multifamily buildings provide significant numbers of participants, but only one has progressed through the program. The Program Administrators should evaluate any new potential strategies or program improvements for increasing Low-Income and Undeserved participation rates and opine on whether they are likely to be able to reach the 40% target without additional affordable multifamily housing projects. In addition, ongoing efforts, such as third-party ownership support and technical assistance programs (including Solar Marketplace Assistant Program Plus or Solar MAP+), offered by the Green Bank, should be continued and improved.
Gaps in the data for certain project categories (e.g., self-enrolling participants, Active Only participants, and projects transferred from ConnectedSolutions) are leading to some challenges in evaluating data.	The Program Administrators should consider other methods for collecting data from ESS participants. When data cannot be collected, the Program Administrators should increase the consistency in how data gaps are represented in the enrollment data.

Source: *CES analysis*

1. Program Evaluation Metrics

This section provides program evaluation metrics, based on the evaluated performance of systems participating in the ESS program.

4.1. Program Evaluation Metrics

The first set of tables (4-1 through 4-6) evaluate performance of participants for Active summer events, Active winter events, and Passive events, by residential and C&I. These tables are intended to illustrate trends in participant performance (evaluating how systems perform relative to their hypothetical output) as well as total enrollment and kW reductions. In these tables, per

participant metrics are evaluated exclusively for systems that had a net discharge of greater than 0 kWh over the course of the evaluated event, filtering out resources that did not discharge during the event. It should also be noted that Expected Average Power is equal to the Battery Energy Availability (available energy reported at the beginning of the event) divided by the duration of the event (varies for active events, always 3 hours for Passive events). While the calculation does not account for resources which may be limited by their power rating, given the duration of systems (which are less than the duration of events in most instances, even with a fully charged battery) participating in the program, this is not likely to significantly impact the results. This calculation also does not apply an assumed reserve; said differently, it assumes that participants discharge all available energy down to zero by the end of the event. This approach is applied to both Active and Passive events, to aid in making direct comparisons. The data shows that, in most instances, resources do not discharge to a state of charge below 20%; this is attributable to several factors, including the methodology for scoring Passive performance, the desire for systems to retain some energy in case of an outage event, and the reduced degradation associated with not fully discharging a BESS.

Because Eversource and UI did not always call events on the same days (or during the same hours), the number of eligible systems fluctuates, as events may include both utilities, or just one of them. Also note that, in cases where data for an individual resource on an individual event day was eliminated, this would reduce the number of participants, but not the number of eligible systems. Eliminated data is ignored in other fields (e.g., it is not considered in Battery Energy Availability).

Table *4*-*1*, below, evaluates residential performance during summer Active events. As additional systems enroll, the expected and delivered kW reductions increase over the course of the season. Participation rates (again, defined as count of systems with net discharge during the event divided by the number of systems enrolled and capable of participating in the event) are consistently high and have improved from an average of 74% in summer 2024 to 88% in summer 2025. Significant changes in participation rates from day to day within the data set are, in part, explained by outage protection events. For example, Enphase implemented outage protection on July 8, 2025 for the majority of its systems causing them to not discharge during the Active event on that day; this is reflected by a significant decrease in participating systems on that date.

Battery availability per participant is also reasonably consistent and indicates that most systems are starting with a reasonably high state of charge. This value has also increased considerably from last year's data. This is attributable primarily to an increase in the nameplate capacity of participating systems; however, starting state of charge for participating systems also increased, from approximately 88% to 96%. Because other columns are based on available energy (as opposed to nameplate energy capacity), this increase in starting state of charge is an improvement in performance that is incremental to the improvement in performance reflected in the final column (% of Maximum Expected Power per Event).

Per participant average power per event is also reasonably stable. Performance relative to expected performance, as measured in the final column, has increased significantly from the previous evaluation, from 59% to 67%. Interestingly, this value also fluctuates significantly over the course of summer 2025. This is not clearly attributable to a single factor. In the last evaluation, there was a clear difference in participation between two-hour and three-hour events, with participation higher in three-hour events, indicating that systems may not be changing their dispatch strategy based on whether an event was two or three hours long. This is no longer the case as performance (as % of maximum possible) is higher for two-hour events than three-hour

events, indicating that dispatch is more appropriately factoring in event duration. Instead, the variation in performance is attributable to a range of factors including:

- The impact of outage events, as some resources in outage protection mode will still discharge some energy during events, causing them to be counted as a participant
- Different starting state of charge, as, while the metric is based off of starting available energy, because most resources will not discharge down to 0% state of charge, a lower starting state of charge will tend to reduce the calculated performance (e.g., if a resource starts at 20% state of charge, it could score 100% by discharging to 0% state of charge, but, in practice, it may not discharge at all, which would yield a score of 0%)
- Failure to discharge available energy for other reasons

Table 4-1. Residential Program Evaluation Metrics by Active Event Date-Summer 2025 Season

Event Date	Eligible Systems [1]	Participants [2]	Active Event Participation %	Battery Energy Availability (kWh/ Participant)[3]	Battery Energy Availability (kWh/ Event)	Average Power per Event (kW/ program)	Maximum Expected Average Power Based on Energy Availability (kW/ Participant)	Average Power per Event (kW/ Participant)	% of Maximum Expected Power per Event (%)
6/24/2025	333	257	77%	31	8007	2607	15.6	10.1	65%
7/1/2025	341	329	96%	28	9114	1915	9.2	5.8	63%
7/2/2025	341	324	95%	27	8827	2955	13.6	9.1	67%
7/3/2025	341	248	73%	31	7759	1313	10.4	5.3	51%
7/5/2025	341	317	93%	28	8992	2056	9.5	6.5	69%
7/6/2025	341	314	92%	28	8870	2020	9.4	6.4	68%
7/7/2025	341	313	92%	27	8568	2915	13.7	9.3	68%
7/8/2025	300	219	73%	33	7286	1645	11.1	7.5	68%
7/9/2025	342	326	95%	28	9004	2974	13.8	9.1	66%
7/10/2025	342	330	96%	27	8808	2985	13.3	9.0	68%
7/11/2025	342	334	98%	27	9165	3073	13.7	9.2	67%
7/12/2025	347	336	97%	27	9218	2118	9.1	6.3	69%
7/13/2025	335	322	96%	28	8904	2074	9.2	6.4	70%
7/14/2025	347	293	84%	29	8360	1568	9.5	5.4	56%
7/15/2025	348	277	80%	31	8496	2739	15.3	9.9	64%
7/16/2025	348	270	78%	31	8400	2772	15.6	10.3	66%
7/17/2025	350	278	79%	30	8375	2760	15.1	9.9	66%
7/18/2025	350	343	98%	27	9426	3248	13.7	9.5	69%
7/20/2025	350	271	77%	31	8446	1741	10.4	6.4	62%
7/23/2025	350	293	84%	31	8939	2077	10.2	7.1	70%
7/24/2025	351	297	85%	30	9040	2961	15.2	10.0	66%
7/25/2025	351	273	78%	31	8543	2825	15.6	10.3	66%
7/26/2025	351	283	81%	31	8688	2886	15.3	10.2	66%

7/28/2025	351	285	81%	31	8707	1994	10.2	7.0	69%
7/29/2025	350	293	84%	30	8829	2888	15.1	9.9	65%
7/30/2025	350	275	79%	31	8544	2791	15.5	10.1	65%
7/31/2025	352	330	94%	27	8819	3004	13.4	9.1	68%
8/4/2025	307	300	98%	29	8763	2124	9.7	7.1	73%
8/5/2025	350	345	99%	27	9465	3315	13.7	9.6	70%
8/6/2025	351	312	89%	29	9021	1967	9.6	6.3	65%
8/7/2025	352	346	98%	28	9785	2355	9.4	6.8	72%
8/10/2025	354	349	99%	28	9805	2333	9.4	6.7	71%
8/11/2025	353	344	97%	28	9586	3368	13.9	9.8	70%
8/12/2025	354	347	98%	28	9668	3331	13.9	9.6	69%
8/13/2025	359	341	95%	28	9421	2713	13.8	8.0	58%
8/14/2025	358	349	97%	28	9667	3344	13.8	9.6	69%
8/15/2025	359	351	98%	28	9809	3398	14.0	9.7	69%
8/16/2025	359	353	98%	29	10140	3364	14.4	9.5	66%
8/17/2025	359	352	98%	29	10107	2362	9.6	6.7	70%
8/23/2025	365	362	99%	28	10290	2434	9.5	6.7	71%
8/24/2025	366	364	99%	29	10599	2381	9.7	6.5	67%
8/25/2025	366	360	98%	29	10502	2379	9.7	6.6	68%
Summer 2022 Average			100%	17	17	3.9	5.7	3.9	69%
Summer 2023 Average			74%	16	617	119	6.8	3.0	45%
Summer 2024 Average			88%	18	3069	839	8.5	4.9	59%
Summer 2025 Overall Average	**348**	**314**	**90%**	**29**	**9066**	**2573**	**12.3**	**8.2**	**67%**

Note: [1]Eligible Systems represents a count of BESS able to participate in an event, established by determining if the system had begun providing interval data.
[2]Participants, here, are defined as projects with a net discharge of greater than zero over the course of the event. Other fields denominated in per Participant only include resources that had a net discharge of greater than 0 over the course of the event (i.e., these metrics filter out resources that did not discharge during the event).
[3]Battery Energy Availability is based on energy available at the beginning of the event; it is not adjusted to account for a potential reserve. Similarly, the Maximum Expected Average Power Based on Energy Availability metric assumes that the resources are discharged to a state of charge of 0.
All averages represent simple averages of the per event values above; each event is not weighted.

Source: *CES analysis of telemetry data; 2022/2023 and 2023/2024 values from previous ESS Program EM&V annual report.*

Table 4-2 provides the same analysis, but for winter seasons. Unlike the 2024-2025 winter, participation across the two events is consistent and high. Performance (as measured by % of Maximum Expected Power) has increased substantially as well, with participation rates and performance at rates comparable to the Summer 2025 rates. This increased winter performance is valuable, given that winter dispatch will become more valuable to New England's grid over time. More systems participated in these events relative to the summer 2025 because more systems had enrolled by the beginning of the winter events.

Table 4-2. Residential Program Evaluation Metrics by Active Event Date-Winter 2025-2026 Season

Event Date	Eligible Systems[1]	Participants[2]	Active Event Participation %	Battery Energy Availability (kWh/Participant)[3]	Battery Energy Availability (kWh/Event)	Average Power per Event (kW/program)	Maximum Expected Average Power Based on Energy Availability (kW/Participant)	Average Power per Event (kW/Participant)	% of Maximum Expected Power per Event (%)
1/20/2026	521	485	93%	26	12769	4258	13.2	8.8	67%
1/30/2026	551	515	93%	26	13475	4412	13.1	8.6	65%
Winter 2022/2023 Average			79%	23	114	15	7.7	3	39%
Winter 2023/2024 Average			79%	12	1366	213	4.1	1.9	44%
Winter 2024/2025 Average			64%	27	3970	1046	13.7	7.3	54%
Winter 2025/ 2026 Average	**536**	**500**	**93%**	**26**	**13122**	**4335**	**13.1**	**8.7**	**66%**

Note: [1]Eligible Systems represents a count of BESS able to participate in an event, established by determining if the system had begun providing interval data.
[2]Participants, here, are defined as projects with a net discharge of greater than zero over the course of the event. Other fields denominated in per Participant only include resources that had a net discharge of greater than 0 over the course of the event (i.e., these metrics filter out resources that did not discharge during the event).
[3]Battery Energy Availability is based on energy available at the beginning of the event; it is not adjusted to account for a potential reserve. Similarly, the Maximum Expected Average Power Based on Energy Availability metric assumes that the resources are discharged to a state of charge of 0.
All averages represent simple averages of the per event values above; each event is not weighted.

Source: *CES analysis of telemetry data; 2022/2023 and 2023/2024 values from previous ESS Program EM&V annual report.*

Table 4-3 shows performance during residential Passive events. All metrics have improved relative to the Summer 2024, which, itself already shows a significant increase in performance. Note that these metrics do not replicate the Passive scoring methodology, but are calculated in the same way as the Active metrics in this report, enabling comparison. Because no reserve is assumed, the highest score possible, while maintaining a 20% reserve capacity (as required by the Program Manual for Passive events), would be 80%. In its Year 4 Final Decision, PURA directed Passive events to be reduced to three hours long – this first went into effect with the summer 2025 season. Because of how the metrics in the table are calculated, this change in event duration should not, in and of itself, change performance. Thus, the improvement is due to improved operations, not just the change in event duration. Participation rates, per participant energy availability, and % of maximum expected power per event all are comparable to Active events.

Table 4-3. Residential Program Evaluation Metrics by Passive Event Date Summer 2025

Event Date	Eligible Systems[1]	Participants[2]	Passive Event Participation %	Battery Energy Availability (kWh/Participant)[3]	Battery Energy Availability (kWh/Event)	Average Power per Event (kW/program)	Maximum Expected Average Power Based on Energy Availability (kW/Participant)	Average Power per Event (kW/Participant)	% of Maximum Expected Power per Event (%)
6/2/2025	261	250	96%	23	5806	1295	7.7	5.2	67%

6/3/2025	261	249	95%	24	5853	1333	7.8	5.4	68%
6/4/2025	261	243	93%	23	5683	1341	7.8	5.5	71%
6/5/2025	262	249	95%	23	5840	1335	7.8	5.4	69%
6/6/2025	262	245	94%	23	5750	1148	7.8	4.7	60%
6/9/2025	263	254	97%	23	5903	1324	7.7	5.2	67%
6/10/2025	267	251	94%	23	5704	1267	7.6	5.0	67%
6/11/2025	267	252	94%	23	5909	1359	7.8	5.4	69%
6/12/2025	270	257	95%	24	6049	1341	7.8	5.2	67%
6/13/2025	270	258	96%	24	6134	1348	7.9	5.2	66%
6/16/2025	270	258	96%	24	6143	1435	7.9	5.6	70%
6/17/2025	270	257	95%	22	5649	1278	7.3	5.0	68%
6/18/2025	272	249	92%	24	5955	1339	8.0	5.4	67%
6/20/2025	272	258	95%	23	6046	1430	7.8	5.5	71%
6/23/2025	272	245	90%	25	6071	1397	8.3	5.7	69%
6/25/2025	275	234	85%	25	5908	1179	8.4	5.0	60%
6/26/2025	275	261	95%	23	6077	1435	7.8	5.5	71%
6/27/2025	275	258	94%	24	6218	1396	8.0	5.4	67%
6/30/2025	275	225	82%	25	5684	1232	8.4	5.5	65%
7/8/2025	25	11	44%	21	232	15	7.0	1.4	20%
7/21/2025	292	271	93%	25	6640	1627	8.2	6.0	74%
7/22/2025	292	257	88%	25	6440	1517	8.4	5.9	71%
8/1/2025	293	272	93%	25	6713	1596	8.2	5.9	71%
8/4/2025	26	26	100%	19	483	116	6.2	4.5	72%
8/8/2025	296	276	93%	25	6889	1670	8.3	6.0	73%
8/18/2025	304	287	94%	25	7103	1746	8.2	6.1	74%
8/19/2025	304	278	91%	25	7000	1710	8.4	6.2	73%
8/20/2025	304	285	94%	24	6757	1581	7.9	5.5	70%
8/21/2025	310	286	92%	25	7092	1715	8.3	6.0	73%
8/22/2025	310	280	90%	25	7109	1717	8.5	6.1	72%
8/26/2025	310	295	95%	25	7490	1765	8.5	6.0	71%
8/27/2025	311	274	88%	26	7152	1630	8.7	5.9	68%
8/28/2025	309	248	80%	29	7100	1465	9.5	5.9	62%
8/29/2025	311	291	94%	25	7367	1764	8.4	6.1	72%
Summer 2023 Average			76%	15	535	55	3	1.6	53%
Summer 2024 Average			80%	16	2201	277	3.2	2.1	63%
Summer 2025 Average	**268**	**247**	**91%**	**24**	**5999**	**1378**	**8.0**	**5.4**	**67%**

Note: [1]Eligible Systems represents a count of BESS able to participate in an event, established by determining if the system had begun providing interval data.

[2]Participants, here, are defined as projects with a net discharge of greater than zero over the course of the event. Other fields denominated in per Participant only include resources that had a net discharge of greater than 0 over the course of the event (i.e., these metrics filter out resources that did not discharge during the event).

[3]Battery Energy Availability is based on energy available at the beginning of the event; it is not adjusted to account for a potential reserve. Similarly, the Maximum Expected Average Power Based on Energy Availability metric assumes that the resources are discharged to a state of charge of 0. It should be noted that the program rules directed participants to discharge to a state of charge of 20% during Passive events rather than discharge to 0%.
All averages represent simple averages of the per event values above; each event is not weighted.

Source: *CES analysis of telemetry data; 2022/2023 and 2023/2024 values from previous ESS Program EM&V annual report.*

The following set of tables provide the same metrics, but for C&I projects. In the commercial tables in the previous annual report, because of issues related to the reliability of the stored kWh field in the telemetry data, it was always assumed that the starting available energy was equal to the nameplate energy capacity (kWh). For this year's report, Battery Energy Availability is based on telemetry data for both Active and Passive events, not an assumed 100% state of charge. This also affects the Maximum Expected Average Power Based on Energy Availability and % of Maximum Expected Power per Event fields, as the calculations for both fields use starting energy as an input. In general, this change will tend to reduce Battery Energy Availability, decrease Maximum Expected Average Power Based on Energy Availability, and increase % of Maximum Expected Power per Event.

Table 4-4 below, provides information on the participation of C&I systems in active events during summer 2024. For most of the summer 2025 season, there were only 4 eligible systems, the same number as in the preceding summer. Given this limited number of projects, it is challenging to draw robust conclusions related to the anticipated performance of future systems. Still, the data show a remarkable improvement in performance, as measured by the % of Maximum Expected Power field, jumping from 34% to 64%, comparable to residential performance. As noted above, some of this is attributable to a change in the calculation; however, the relatively modest decrease in Battery Energy Availability (again, caused by using actual starting energy as opposed to assuming 100% state of charge at the beginning of the event) does not explain the increase in performance; thus, the majority of the improvement is attributable to improved dispatch. Note that some data quality issues which were addressed by removing the applicable system for a given event explain some of the events in which not all eligible systems participated as well as the considerable fluctuation in other metrics from event to event.

Table 4-4. C&I Program Evaluation Metrics by Active Event Date - Summer 2025 Season

Event Date	Eligible System`s[1]	Participants[2]	Active Event Participation %	Battery Energy Availability (kWh/ Participant)[3]	Battery Energy Availability (kWh/ Event)	Average Power per Event (kW/ program)	Maximum Expected Average Power Based on Energy Availability (kW/ Participant)	Average Power per Event (kW/ Participant)	% of Maximum Expected Power per Event (%)
6/24/2025	4	4	100%	418	1673	531	209	133	63%
7/1/2025	4	4	100%	585	2342	532	195	133	68%
7/2/2025	4	4	100%	582	2328	600	291	150	52%
7/3/2025	4	4	100%	593	2372	532	198	133	67%
7/5/2025	4	4	100%	592	2366	450	197	113	57%
7/6/2025	4	4	100%	595	2379	520	198	130	66%
7/7/2025	4	4	100%	577	2308	604	288	151	52%
7/8/2025	4	4	100%	593	2370	472	198	118	60%
7/9/2025	4	4	100%	538	2151	535	269	134	50%

7/10/2025	4	4	100%	533	2133	499	267	125	47%
7/11/2025	4	4	100%	511	2046	505	256	126	49%
7/12/2025	4	4	100%	538	2150	435	179	109	61%
7/13/2025	4	4	100%	560	2240	391	187	98	52%
7/14/2025	4	4	100%	470	1880	381	157	95	61%
7/15/2025	4	4	100%	507	2029	486	254	121	48%
7/16/2025	4	4	100%	566	2263	534	283	134	47%
7/17/2025	4	4	100%	520	2078	472	260	118	45%
7/18/2025	4	3	75%	604	1811	458	302	153	51%
7/20/2025	4	3	75%	610	1831	320	203	107	52%
7/23/2025	4	3	75%	602	1806	283	201	94	47%
7/24/2025	4	3	75%	604	1811	360	302	120	40%
7/25/2025	4	3	75%	605	1815	301	303	100	33%
7/26/2025	4	2	50%	642	1285	253	321	127	39%
7/28/2025	4	3	75%	608	1824	244	203	81	40%
7/29/2025	4	2	50%	642	1285	253	321	126	39%
7/30/2025	2	2	100%	642	1285	253	321	126	39%
7/31/2025	4	2	50%	504	1009	307	252	153	61%
8/4/2025	3	2	67%	533	1066	263	178	132	74%
8/5/2025	4	2	50%	470	939	342	235	171	73%
8/6/2025	3	2	67%	497	995	265	166	133	80%
8/7/2025	3	2	67%	518	1035	312	173	156	90%
8/10/2025	3	2	67%	516	1033	306	172	153	89%
8/11/2025	4	2	50%	515	1029	428	257	214	83%
8/12/2025	4	2	50%	507	1015	432	254	216	85%
8/13/2025	4	2	50%	502	1004	437	251	218	87%
8/14/2025	4	2	50%	508	1015	468	254	234	92%
8/15/2025	4	2	50%	508	1016	478	254	239	94%
8/16/2025	4	2	50%	509	1018	445	255	222	87%
8/17/2025	3	2	67%	517	1034	310	172	155	90%
8/23/2025	3	2	67%	512	1024	306	171	153	90%
8/24/2025	3	2	67%	514	1028	302	171	151	88%
8/25/2025	4	2	50%	510	1020	310	170	155	91%
		Summer 2023 Average	100%	660	660	3.4	125	3.4	2%
		Summer 2024 Average	79%	607	1274	201	286	96	34%
Summer 2025 Average	**4**	**3**	**78%**	**547**	**1622**	**403**	**232**	**143**	**64%**

Note: [1]Eligible Systems represents a count of BESS able to participate in an event, established by determining if the system had begun providing interval data.

[2]Participants, here, are defined as projects with a net discharge of greater than zero over the course of the event. Other fields denominated in per Participant only include resources that had a net discharge of greater than 0 over the course of the event (i.e., these metrics filter out resources that did not discharge during the event).

[3]Battery Energy Availability is based on energy available at the beginning of the event; it is not adjusted to account for a potential reserve. Similarly, the Maximum Expected Average Power Based on Energy Availability metric assumes that the resources are discharged to a state of charge of 0.

*As noted in the prose above, because of data quality issues, previous reports assumed that projects started with a 100% state of charge, instead of reporting the starting state of charge indicated by the telemetry data. This report shifts to using the actual starting state of charge. This change in approach makes direct comparisons between this year's report and previous reports for the indicated metrics potentially misleading.
All averages represent simple averages of the per event values above; each event is not weighted.

Table 4-5 provides the same analysis, but for winter seasons. Participation improved, with all systems participating in both events. An increase in % of Maximum Expected Power per Event, however, is largely attributable to the change in how Battery Energy Availability was calculated for commercial projects.

Table 4-5. C&I Program Evaluation Metrics by Active Event Date – Winter 2025-2026 Season

Event Date	Eligible Systems[1]	Participants[2]	Active Event Participation %	Battery Energy Availability (kWh/Participant)[3]	Battery Energy Availability (kWh/Event)	Average Power per Event (kW/program)	Maximum Expected Average Power Based on Energy Availability (kW/Participant)	Average Power per Event (kW/Participant)	% of Maximum Expected Power per Event (%)
1/20/2026	4	4	100%	519	2076	601	259.6	150.1	58%
1/30/2026	4	4	100%	424	1697	550	212.1	137.6	65%
	Winter 2023/2024 Average		100%	660	660	70	125	70	40%
	Winter 2024/2025 Average		75%	566	1644	450	283	142	51%
Winter 2025/2026 Overall Average	**4**	**4**	**100%**	**472**	**1887**	**575**	**235.8**	**143.9**	**61%**

Note: [1]Eligible Systems represents a count of BESS able to participate in an event, established by determining if the system had begun providing interval data.
[2]Participants, here, are defined as projects with a net discharge of greater than zero over the course of the event. Other fields denominated in per Participant only include resources that had a net discharge of greater than 0 over the course of the event (i.e., these metrics filter out resources that did not discharge during the event).
[3]Battery Energy Availability is based on energy available at the beginning of the event; it is not adjusted to account for a potential reserve. Similarly, the Maximum Expected Average Power Based on Energy Availability metric assumes that the resources are discharged to a state of charge of 0.
All averages represent simple averages of the per event values above; each event is not weighted.

Table 4-6 shows a significant improvement in Passive event commercial participation rates, relative to Summer 2024. Other metrics, however, remain relatively stable, with the change in Battery Energy Availability being the primary driver of the increase in % of Maximum Expected Power.

Table 4-6. C&I Program Evaluation Metrics by Passive Event Date Summer 2025

Event Date	Eligible Systems1	Participants2	Passive Event Participation %	Battery Energy Availability (kWh/Participant)3	Battery Energy Availability (kWh/Event)	Average Power per Event (kW/program)	Maximum Expected Average Power Based on Energy Availability (kW/Participant)	Average Power per Event (kW/Participant)	% of Maximum Expected Power per Event (%)
6/2/2025	4	4	100%	492	1969	370	164.1	92.4	56%
6/3/2025	4	4	100%	493	1972	374	164.3	93.6	57%
6/4/2025	4	4	100%	490	1960	385	163.3	96.3	59%
6/5/2025	4	4	100%	504	2018	391	168.1	97.7	58%
6/6/2025	4	4	100%	500	2001	391	166.8	97.8	59%
6/9/2025	4	4	100%	498	1990	384	165.8	96.0	58%
6/10/2025	4	4	100%	499	1996	383	166.3	95.8	58%
6/11/2025	4	4	100%	503	2013	394	167.7	98.4	59%
6/12/2025	4	4	100%	500	2001	388	166.8	97.0	58%
6/13/2025	4	4	100%	496	1983	387	165.2	96.7	59%
6/16/2025	4	4	100%	494	1976	382	164.7	95.4	58%
6/17/2025	4	4	100%	463	1850	356	154.2	89.1	58%
6/18/2025	4	4	100%	473	1893	364	157.8	90.9	58%
6/20/2025	4	4	100%	493	1971	389	164.2	97.3	59%
6/23/2025	4	4	100%	493	1973	324	164.4	80.9	49%
6/25/2025	4	4	100%	446	1783	411	148.6	102.8	69%
6/26/2025	4	4	100%	398	1593	335	132.7	83.8	63%
6/27/2025	4	4	100%	440	1760	396	146.6	99.0	68%
6/30/2025	4	4	100%	494	1976	401	164.6	100.2	61%
7/21/2025	4	3	75%	551	1653	327	183.7	109.0	59%
7/22/2025	4	3	75%	527	1580	300	175.5	100.0	57%
8/1/2025	4	3	75%	312	935	212	103.9	70.6	68%
8/8/2025	4	3	75%	279	838	281	93.1	93.8	101%
8/18/2025	4	3	75%	278	835	276	92.8	92.0	99%
8/19/2025	4	3	75%	278	834	272	92.7	90.8	98%
8/20/2025	4	3	75%	278	833	254	92.6	84.5	91%
8/21/2025	4	3	75%	278	834	275	92.7	91.5	99%
8/22/2025	4	2	50%	366	732	170	122.0	85.1	70%
8/26/2025	4	2	50%	364	727	169	121.2	84.6	70%
8/27/2025	4	2	50%	366	733	172	122.1	86.2	71%
8/28/2025	4	2	50%	362	725	160	120.8	79.9	66%
8/29/2025	4	2	50%	365	730	157	121.7	78.7	65%
		Summer 2024 Average	73%	605	1133	117	121	63.0	52%
Summer 2025 Average	**4**	**3**	**86%**	**430**	**1521**	**320**	**143.5**	**92.1**	**67%**

Note: [1]Eligible Systems represents a count of BESS able to participate in an event, established by determining if the system had begun providing interval data.
[2]Participants, here, are defined as projects with a net discharge of greater than zero over the course of the event. Other fields denominated in per Participant only include resources that had a net discharge of greater than 0 over the course of the event (i.e., these metrics filter out resources that did not discharge during the event).
[3]Battery Energy Availability is based on energy available at the beginning of the event; it is not adjusted to account for a potential reserve. Similarly, the Maximum Expected Average Power Based on Energy Availability metric assumes that the resources are discharged to a state of charge of 0. It should be noted that the program rules directed participants to discharge to a state of charge of 20% during Passive events rather than discharge to 0%.
All averages represent simple averages of the per event values above; each event is not weighted.

Source: *CES analysis of telemetry data; 2022/2023 and 2023/2024 values from previous ESS Program EM&V annual report.*

Table 4-7 evaluates delivered kW during specified periods of time, defined below. With the exception described below, the values are calculated based on the intersection of the specified period and events (e.g., only on-peak hours that occurred during an event). The Peak Periods defined below are based on the three-hour periods, by season, with the highest average ISO-NE load. The Average Power per Participant during the ISO-NE annual peak hour exceeded the Average Power during active events overall, even though the event was the first Active event of the season, with additional systems enrolling subsequently in the season. Power discharged during the peak hour also exceeded average discharge over the event. The rows below measuring "Total Dispatch…" yield significantly lower Average Power values, as they include hours during which there was neither an active nor Passive event. These low values should not be considered a problem to be solved, as the timing of active and Passive events is chosen to maximize the impact of storage discharging; low discharging (or charging) during other periods is appropriate.

Table 4-7. Evaluation Metrics by Seasonal Peak Event

Evaluation Metric	Residential	Residential	C&I	C&I	Residential	C&I
	Average Power per Participant (kW)	Average Power per Program (kW)	Average Power per Participant (kW)	Average Power per Program (kW)	Count of Days	Count of Days
2025 ISO- NE Peak Hour (June 24, 2025, 6 p.m -7 p.m. ET)	14	3,384	155	620	1	1
Active Dispatch during Summer Peak Period (non-holiday weekdays 6 p.m.-9 p.m. ET, June-August)	8	2,365	163	485	31	31
Passive Dispatch during Summer Peak Period (non-holiday weekdays 6 p.m.-9 p.m. ET, June-August)	5	1,355	93	321	34	32
Active or Passive Dispatch during Summer Peak Period (non-holiday weekdays 6 p.m.-9 p.m. ET, June-August)	6	1,946	127	401	63	63
Total Dispatch during Summer Peak Period (non-holiday weekdays 6 p.m.-9 p.m. ET, June-August)	3	831	66	224	63	63
Active Dispatch During Winter Peak Period (non-holiday weekdays 5 p.m.-8 p.m. ET, December-January)	9	4,335	144	575	2	2
Total Dispatch During Winter Peak Period (non-holiday weekdays 5 p.m.-8 p.m. ET, December-January)	1	305	70	252	45	45

Note: Average Power per Participant (kW) excludes systems that were enrolled and eligible to participate in an event, but did not have a net discharge of greater than 0 over the course of the event. "Total Dispatch" metrics consider all hours in the defined period, while other metrics only consider hours falling within the events being evaluated (active or passive).

Source: *CES analysis of telemetry data*.

Table *4-8* evaluates how active events lined up with key peak periods. Specifically, it considers how active events aligned with daily peak hours, seasonal peaks, and annual peaks. Eversource called events aligning with summer peaks in 2023, 2024, and 2025; UI did not call an event during the summer 2024 annual peak. The summer 2025 peak occurred unusually early in the season, on June 24th; it was the first event called by both EDCs. Neither utility called an event during the Winter 2025/2026 peak hour, which occurred on January 25 between 1:00 and 2:00 p.m. The EDCs did not call an event on this date; it's also worth noting that it is unusual for the peak hour to have fallen in the early afternoon; the highest usage hours in the winter tend to be in the early evening. This peak demand also occurred in the midst of a prolonged cold snap, making it more challenging for the EDCs to determine when to call an event, given the maximum of five winter events for Legacy systems. Percentage of Active Events Aligned w/ Daily Peak Hour remained similar to the previous year.

Table 4-8. Peak Targeting Percentages

Utility	Percentage of Active Events Aligned w/Daily Peak Hour	Percentage of Active Events Aligned w/Seasonal Peak	Percentage of Active Events Aligned w/Annual Peak
Eversource	80%	71%	100%
UI	79%	57%	67%

Notes: Percentage of Active Events Aligned w/Seasonal Peak and Percentage of Active Events Aligned w/Annual Peak Percentage of Active Events Aligned w/ Daily Peak Hour are based on Summer 2025 and Winter 2025/2026 performance. For Percentage of Active Events Aligned w/ Daily Peak Hour, only days on which an event was called are considered (i.e., the number is not reduced due to active events not being called at all).

Source: CES analysis of program data and ISO-NE load data

CES chose to present alignment of Active events with daily peak hours only for days on which an event was called, as this metric should not penalize the decision to not call an event every day. **Table *4-9*** shows the top 30 days (evaluated by peak hour on each day) for Summer 2025 and indicates whether each utility called an event on that day. For the summer season, Eversource called events on 80% of these days, comparable to last year, while UI called events on 77% of these days, a noticeable increase from 63% in the previous year. A significant number of peak days on which no event was called occurred during June – as noted above, it was unusual for so many peak days to occur in June. Eversource called two fewer summer events than in 2024, while UI called four more. The table also shows how the total program kW discharged on a given day varied based on whether events were called or not. As expected, total kW discharged is lower on days with no Active event. Still, because of strong Passive performance on these days, there is significant discharged energy; on high load days on which no event was called, such as June 23 and June 25, resources participating in Passive events provided an "insurance policy," discharging some energy. As a smaller percentage of total project capacity participates in Passive events, the value of this "insurance policy" will decrease relative to total program capacity, increasing the importance of calling Active events on high demand days.

Interestingly, even on days with no active or passive events (e.g., June 22, 2025, which was a Sunday), there is still significant energy discharged. This may be attributable to projects discharging under other objective functions (e.g., demand charge management, retail rate arbitrage, or increasing self-consumption), projects set to discharge every day during specified hours, or other system settings.

Table 4-9. Active Events on Top 30 Load Days by Season

Rank	Summer 2025					
	MW	Date	Peak Hour Ending (Load Based)	Eversource	UI	Average Event Discharge (kW/program)
1	25,898	06/24/2025	19	Event	Event	2,607
2	24,831	07/29/2025	19	Event	Event	2,888
3	24,329	06/23/2025	19	No Event	No Event	1,878
4	24,249	06/25/2025	19	No Event	No Event	1,747
5	23,822	07/16/2025	19	Event	Event	2,772
6	23,581	07/30/2025	19	Event	Event	2,791
7	23,371	07/17/2025	20	Event	Event	2,760
8	23,051	07/15/2025	20	Event	Event	2,739
9	22,791	07/08/2025	19	Event	No Event	1,233
10	22,623	07/28/2025	19	Event	Event	1,994
11	22,595	08/11/2025	19	Event	Event	3,368
12	22,333	07/01/2025	19	Event	Event	1,915
13	22,246	08/12/2025	19	Event	Event	3,331
14	22,157	08/14/2025	19	Event	Event	3,344
15	22,044	08/13/2025	17	Event	Event	2,713
16	21,902	07/25/2025	15	Event	Event	2,825
17	21,690	07/07/2025	19	Event	Event	2,915
18	21,204	07/06/2025	19	Event	Event	2,020
19	21,197	07/24/2025	19	Event	Event	2,961
20	20,675	06/22/2025	20	No Event	No Event	585
21	20,457	08/17/2025	18	Event	Event	2,362
22	20,450	06/30/2025	20	No Event	No Event	1,739
23	20,269	07/20/2025	18	Event	Event	1,741
24	20,189	06/19/2025	19	No Event	No Event	535
25	20,118	07/14/2025	19	Event	Event	1,568
26	20,104	07/02/2025	20	Event	Event	2,955
27	19,812	07/03/2025	18	Event	Event	1,313
28	19,757	08/10/2025	19	Event	Event	2,333
29	19,360	07/09/2025	20	Event	Event	2,974
30	19,022	06/05/2025	19	No Event	No Event	1,879
Percent of top 30 days:				80%	77%	
Total events called in season:				42	40	

Note: Dates are ranked by each day's peak daily load.

Source: *CES analysis ESS program data and ISO-NE data*

Key battery performance metrics are provided in **Table *4-10***. Summer and winter availability are presented separately. Winter availability has increased significantly relative to last year's value of 69% - this may be influenced by data quality as well as the pattern of snow affecting data in last year's report; snowfall often preceded the events evaluated in that report, potentially affecting

the availability of energy at the beginning of events. The % of charging energy from solar metric considers all systems, including those not paired with solar. Estimated bill impacts are also provided. The negative numbers indicate that, due to round-trip efficiency losses, cycling the battery increased customer bills. Participants on time-of-use (TOU) rates realized modest bill savings, but a limited number of residential customers are on TOU rates (less than 1% for Eversource and 30% for UI). The increase per participant increased since last year; this is attributable to factors including a change in how the total bill savings were converted to per participant, a decrease in the ratio of on-peak to off-peak charges, and an increase in charging kWh per participant.

Table 4-10. Battery Performance Metric

Performance Metric	Value
Battery Availability (Uptime) % (Summer)	99.07%
Battery Availability (Uptime) % (Winter)	98.78%
% of Charging Energy from Solar	62.46%
Estimated Bill Savings ($)	-$87,040
Estimated Bill Savings ($/participant)	-$113

Notes: Battery availability is calculated as the percentage of energy storage systems with any energy available at the start of each active event for the evaluated period (summer 2025-winter 2025/2026). Solar Energy Used is calculated for all resources (including those that are not paired with solar) over the full evaluated period, May 1, 2025-April 30, 2026. Estimated bill savings are calculated for all residential systems for the same period, using actual telemetry data and accounting for % of participants on TOU rate, by utility, and utility-specific rates. The values above were only presented for residential systems, as load and solar data was not consistently available for C&I systems.

Source: *CES analysis of telemetry data; publicly filed residential tariffs for UI and Eversource; enrollment data provided by the Connecticut Green Bank.*

Estimated reductions in Carbon Dioxide (CO_2), Nitrogen Oxide (NO_x) and Sulfur Oxide (SO_x) emissions attributable to participating projects discharging active events are included in **Table 4-11**. Emissions rates used to produce these estimates are from the 2024 AESC and the EPA's AVERT model. The negative value for AVERT indicates that it was estimated that carbon emissions increased as a result of the program, while the AESC marginal emissions rates yielded a reduction in emissions. Currently, New England has relatively flat marginal emissions rates (i.e., rates stay relatively flat over the course of a day and over the course of a year). As a result, round-trip differences in emission rates during periods when ESS program participants are charging and discharging may be insufficient to overcome roundtrip efficiency losses. These values have increased (either more negative or more positive) relative to last year's report, primarily because of the larger volume of MWh charged/discharged.

The difference in results for AESC vs. AVERT also highlight limitations in applying historical (actual) telemetry data to projected marginal emissions rates. This approach yields misalignment between system conditions (e.g., load and marginal emissions rate) in the two datasets. This misalignment, in addition to ISO-NE's relatively flat marginal emissions rates, can make drawing robust conclusions about the impact on emissions challenging. ISO-NE does not regularly publish hourly emissions rates; therefore, projected impacts on emissions, in which consistent assumptions can be made for battery behavior and system conditions (again, primarily load and

emissions rate), may be more reliable than the type of historical analysis included in the Table below.

Table 4-11. Emissions Evaluation Metrics

Emissions Metric	Avoided Emissions, per EPA AVERT	Avoided Emissions, per 2024 AESC
Avoided CO2 (lbs.)	- 256,820 lb	120,099
Avoided NOx (lbs.)	80 lb	n/a
Avoided SOx (lbs.)	90 lb	n/a

Note: EPA's AVERT model was not updated with 2025 emissions data. Given this, 2023 emissions rates were used, aligning weekdays vs. weekends in the emissions and storage dispatch datasets. AVERT rounds outputs to the nearest 10. The AESC does not provide estimates of SO_X or NO_X emissions rates; it does provide marginal emissions rates projections for CO_2, CH_4, and N_2O.

Source: *CES analysis of the period from* May 1, 2025-April 30, 2026. *Emissions data from EPA's AVERT (https://www.epa.gov/avert) and AESC (https://www.synapse-energy.com/avoided-energy-supply-costs-new-england-aesc).*

Metrics associated with the performance of participating systems are provided in **Table *4-12***. The estimates of the frequency with which systems provided backup power during outages may be underestimates, as it is possible that outages affected the quality of provided interval data.

Table 4-12. Outage Metrics

Outage Duration	Participants Affected per Outage	Count of Outages	Count of Instances (counts each customer affected by each outage)	Instances Battery Provided Backup Power (#)	% of Instances Battery Provided Backup Power	Total kWh Dispatched
15 min or fewer	Less than 10 participants	61	118	Not calculated, as resolution of discharge data is less than duration of event		
15 min or fewer	Greater than 10 participants	0	0			
More than 15 min	Less than 10 participants	541	843	705	85%	2104
More than 15 min	Greater than 10 participants	0	0	0	n/a	0

Note: Count of outages established using outage IDs in data provided by EDCs. Where telemetry data at a given site during an outage was missing or eliminated because of data quality concerns, that instance was removed from the data summarized above. Instances of backup power not estimated for event lasting 15 minutes or fewer, given the resolution of the BESS discharge data.

Source: *CES analysis of interval data and outage data.*

4.2. Findings and Recommendations

Finding	Recommendation
Residential performance has improved across a number of dimensions, including participation rates, starting state of charge, and % of available energy discharged during events.	The Program Administrators should be commended for their efforts to improve performance. At the same time, they should continue to monitor performance in real time to engage in corrective actions with OEMs when necessary. The Program Administrators should emphasize oversight of new OEMs that may still be learning how to dispatch appropriately in the program.
The elimination of Passive dispatch under Construct 5 eliminates an "insurance policy" for failing to call active events during peak periods.	While the vast majority of program capacity still operates in Passive events, increasing volumes of capacity, enrolled under Construct 5, will not participate in Passive events. This increases the risks of failing to call active events at the most beneficial times. The Program Administrators should ensure that their strategy for calling events aligns with this risk. Furthermore, given that the Program Administrators do not have Passive events to provide some minimum level of performance for Construct 5 systems, PURA may consider, in the future, increasing the total number of allowed summer Active Events (from 60).
The Program Administrators occasionally miss calling events during peak periods, such as during Winter 2025-2026.	The Program Administrators may want to revisit some of the parameters specified for when and how many active events may be called, to reduce the number of peak hours not covered by an active event. Specifically, they should consider whether changes in winter parameters are warranted. For summer events, the PAs tend to call substantially fewer than the maximum allowable 60 events. While calling more events creates opportunity costs for program participants, calling more events to increase the probability of dispatching during peak hours and thus increasing the benefits delivered by the program may be warranted.
Outage protection settings on participating systems appear to have a substantial impact on participation rates and performance.	Because resiliency is a key goal of the program, the Program Administrators have not provided requirements or guidelines for appropriate storm protection settings (either customer settings, or how these storm protection events are administered by OEMs). The Program Administrators should collect information on parameters for storm protection events from OEMs and consider providing guidance in the future.

Source: *CES analysis*

2. Benefit-Cost Analysis

PURA and the Program Administrators have relied upon benefit cost analysis (BCA) to evaluate the performance of the program and inform its design and changes since the original conception of the program. Since the original BCA[20], the analysis has evolved to consider new test perspectives, account for different costs and benefits, incorporate updated assumptions (both based on actual results and changes in projected values), and reflect changes to the design in the program.

This section provides a description of the BCA methodology, highlights key changes to the analysis relative to the analysis filed in Docket No. 25-08-05[21], presents results from the BCA, and highlights associated findings and recommendations.

5.1. Benefit-Cost Model – Design and Use

Fundamentally, BCA is intended to enable policymakers, regulators, and program implementers to make informed decisions about the design and implementation of policies. Connecticut has used BCAs to inform the design of a variety of energy policies, including the Conservation & Load Management plans. Where practical and applicable, and where PURA has not specifically directed otherwise, the overall methodology and key assumptions used for the ESS BCA are based on the approach to BCAs conducted for the Conservation & Load Management plans and is in line with previous ESS Program BCAs.

Test Perspective/Cost Tests

Central to conducting BCA is the establishment of test perspectives. There are a diverse array of costs and benefits that are considered in the ESS Program, varying across dimensions such as which parties they accrue to, whether or not they are monetizable, and whether or not they affect electricity rates in Connecticut. Test perspectives help define a coherent set of costs and benefits to compare. For example, what are the net benefits of the program from the perspective of the Connecticut ratepayers (the Ratepayer Impact Measure or RIM) or society at large (the Societal Cost Test or SCT)?

The BCA includes a total of seven cost tests:

- Program Administrator Cost Test (PACT)
- Connecticut Efficiency Test (CTET)
- Participant Cost Test (PCT)
- Societal Cost Test (SCT)
- Total Resource Cost Test (TRC)
- Ratepayer Impact Measure (RIM)
- Connecticut Ratepayer Impact Measure (RIM-CT)

[20] See Connecticut Green Bank Order 7 Compliance filing in Docket No. 21-08-05: https://www.dpuc.state.ct.us/dockcurr.nsf/8e6fc37a54110e3e852576190052b64d/06045b22997703bc852587640054060 4?OpenDocument

[21] See Program Administrators Orders 3 and 8 Compliance filings, including the previous Annual Report (Attachment 2) and the Excel model (Attachment 1): https://www.dpuc.state.ct.us/dockcurr.nsf/8e6fc37a54110e3e852576190052b64d/e8c1272ed4c4e9a585258cdc00487590?OpenDocument

The costs and benefits applicable to each of these tests are summarized in the table below. In last year's Annual Report, based on recurring themes in PURA interrogatories, the BCA was updated to include a seventh test, the RIM-CT. Historically, two tests have been given greater weight in the development of the program, namely the RIM and the Participant Cost Test (PCT).

The RIM is effectively a measure of costs and benefits associated with the ESS program that impact non-participants through changes in electricity rates. In its Final Decision in Docket No. 17-12-01RE03[22], PURA cites PA 21-53's objective for PURA to "provide positive net present value to all ratepayers, or a subset of ratepayers paying for the benefits that accrue to that subset of ratepayers" in setting a target RIM of 1.4 for the ESS Program.

A number of the benefits (particularly Demand Reduction Induced Price Effect or DRIPE benefits) yield benefits that would affect electricity prices for consumers across New England. Historically, the RIM has included benefits that would benefit ratepayers in Connecticut as well as other ISO-NE customers. In response to periodic requests from PURA to calculate the RIM excluding benefits that would accrue to ISO-NE customers outside of Connecticut (referred to as interstate or rest-of-pool benefits), [23] the BCA filed Docket No. 25-08-05 was updated to include a seventh test perspective, the RIM-CT, that excludes interstate benefits where the AESC provides values that can be differentiated by intrastate vs. interstate.

PURA and the Program Administrators also carefully consider the PCT, as it is intended to evaluate whether projects participating in the ESS Program are likely to yield net financial benefits to the participant. For example, in its Final Decision in Docket No. 23-08-05,[24] PURA's Order 23 directed the Program Administrators to file proposed upfront incentive levels for C&I projects in Tranches 2 and 3, such that "the commercial upfront incentive recommendation will achieve a PCT at or slightly above 1." Like all cost tests, PCT has limitations, including:

- The PCT does not replicate the more detailed financial analysis that would be undertaken by entities pursuing commercial projects.
- The PCT also varies significantly by project, based on characteristics such as customer segment (which affects incentive levels), ability to monetize federal tax credits, presence or absence of on-site distributed generation, rate class, load profile, and project-specific cost.
- The current ESS BCA evaluates projects over a 10-year project life; in reality, projects are likely to have both costs and benefits that extend beyond this 10-year term.

These limitations do not negate the value of considering the PCT; they are only mentioned to highlight what the PCT can and cannot reliably tell us and what that implies for how to apply interpretations of the PCT.

For this report, there are two changes to how costs and benefits are applied to different tests. First, the model has been updated to include projected clawbacks. These appear as a cost in the

[22] https://www.dpuc.state.ct.us/2nddockcurr.nsf/8e6fc37a54110e3e852576190052b64d/6991ef77ba07bae185258752007994f7?OpenDocument
[23] See, most recently, Interrogatory CAE-5 filed in Docket No. 25-08-05. https://www.dpuc.state.ct.us/dockcurr.nsf/8e6fc37a54110e3e852576190052b64d/36efe91c4b4230c385258cc00063db22?OpenDocument
[24] https://www.dpuc.state.ct.us/dockcurr.nsf/8e6fc37a54110e3e852576190052b64d/d7b4cb81bf3765ea85258a7600551890?OpenDocument

PCT, and a benefit in most other tests, as clawbacks effectively reduce the total amount of incentives paid out by the program.

Second, an adjustment has been made to how participant bill savings are treated. Previously, participant bill savings had been considered a benefit in the PCT and a cost in the RIM. Counting bill savings as a cost in the RIM is based on the understanding that the electric power system is effectively a fixed cost system[25] – to the extent that one customer pays less for service, that cost will have to be recovered from other customers. For delivery costs, which are largely based on revenue requirements established in rate cases, this assumption is largely valid, as under recovery will generally lead to increased rates. This same assumption likely does not apply to energy supply costs, as wholesale market costs are not tied to a "revenue requirement." Thus, the Participant Bill Savings impact is now separated into delivery charges vs. energy supply; both are benefits for the PCT, but only delivery charges are a cost in the RIM. All else being equal, this change marginally increases the RIM and leaves the PCT unchanged.

Table 5-1. BCA Cost Tests

Category	Benefit/Cost Stream	PACT	CTET	PCT	SCT	TRC	RIM	RIM-CT
Utility Benefits - Peak Savings	Avoided Generation Capacity	Benefit	Benefit	-	Benefit	Benefit	Benefit	Benefit
	Avoided T&D Capacity	Benefit	Benefit	-	Benefit	Benefit	Benefit	Benefit
	Reliability	Benefit	Benefit	-	Benefit	Benefit	Benefit	Benefit
	DRIPE Capacity Impacts	Benefit	Benefit	-	Benefit	Benefit	Benefit	Benefit*
Utility Benefits - Energy Savings	Avoided Energy	Benefit	Benefit	-	Benefit	Benefit	Benefit	Benefit
	DRIPE Energy Impacts	Benefit	Benefit	-	Benefit	Benefit	Benefit	Benefit*
	Cross-DRIPE Impacts	Benefit	Benefit	-	Benefit	Benefit	Benefit	Benefit*
Societal Benefits - GHG Savings	Non-Embedded Emissions	-	Benefit	-	Benefit	-	-	-
Program Administrative Costs	Program Administration	Cost	Cost	-	Cost	Cost	Cost	Cost
Participant Bill Savings	Participant Bill Savings	-	-	Benefit	-	-	Cost**	Cost**
Incentives	Program Incentives	Cost	Cost	Benefit	-	-	Cost	Cost
	Performance Incentive Aggregator Fee[1]	-	-	Cost	-	-	-	-
	Upfront incentive clawbacks	Benefit	Benefit	Cost	-	-	Benefit	Benefit
ESS Technology Costs	Participant Incremental DER Costs	-	-	Cost	Cost	Cost	-	-
Avoided Backup Generator	Net Avoided Backup Generator	-	-	Benefit	-	-	-	-

* Only benefits that accrue to Connecticut are included.

[25] Note that the BCA still accounts for net savings in other places, e.g., through avoided T&D capacity. Viewing participant bill savings as a cost in the RIM can be thought of as a pie of a fixed size, with participant bill savings increasing the size of the pie for non-participants. Other impacts (again, like avoided T&D capacity), can be thought of as reducing the total size of the pie.

**Participant bill savings pertaining to Transmission and Distribution services are included; Power Supply savings are not included.

[1]This represents fees charged by entities enabling the participation of resources in active dispatch events, taken out of the total payment delivered to the project owner. These costs are considered a cost in the PCT, and netted out of the incentive category.

Period Evaluated

The ESS BCA currently evaluates the life of projects installed through the inception of the program through 2027. Currently, in previous BCAs, this included a total of 300 MW of installed capacity; however, given historical and projected enrollments, this has been reduced to a total of 72 MW of installed capacity. This change in total modeled volume reduces the magnitude of costs and benefits included in the BCA. The BCA evaluates projects over a 10-year period; thus, the model currently evaluates costs and benefits through the end of 2036. As discussed in greater detail below, the model includes both historical data (e.g., participation data through winter 2025-2026) as well as projected values. As noted above, CES would expect that the life of most BESS installed through ESS would exceed 10 years; thus, this assumed project life may underestimate total programmatic benefits, both to ratepayers (affecting tests such as the RIM) and to project owners (affecting the PCT).

Note that CES anticipates expanding the BCA model to include CODs through 2030 in the next plan. This expansion would be facilitated by the availability of the 2027 Avoided Energy Supply cost study, as the 2024 study does not include values for resources with CODs through 2030.

5.2. Benefit-Cost Model Inputs

A review of key updated inputs and assumptions is provided below. Given the number of inputs embedded in the BCA, not every change has been identified, though those changes with substantive impacts have been identified. In general, the approach to updating assumptions has been to use evaluated data (that is, based on actual program data) when such data is available and reliable, make changes to projected inputs when there is a specific rationale for doing so (e.g., trends indicate a change is appropriate or a specific, exogenous change has occurred), and to otherwise retain assumptions used in previous rounds of BCA.

Evaluated Project Cost, Performance, and Incentive Inputs

CES updated the BCA model with evaluated data for project enrollment and performance through the Winter 2025-2026 Active dispatch season. Although the enrollment data used to inform assumptions in this section are the same as those presented in Section 3, the evaluated project cost assumptions are derived primarily from projects approved in 2025 and later. These projects better represent the current program characteristics and are therefore used to inform the updated project cost and evaluation metrics applied in this BCA. CES has also used its discretion in establishing the values, in some instances eliminating or reducing the weight of outliers.

Project Cost and Sizing. **Table 5-2** below shows the project sizes and costs reflected in the BCA model, applied to projected projects with a commercial operation date of 2026 or 2027. On a per kWh of installed capacity basis, these numbers have increased modestly from last year's evaluation. As illustrated in **Table 3-21**, average unit costs have generally decreased. Thus, the increase in assumed project costs reflects assumed project costs in the previous BCA that may have been slightly too low. The fluctuation in tariffs over the past 18 months has made projecting pricing for domestically-installed storage challenging. For commercial systems, the wide range of interconnection costs and other site-specific costs compounds the challenge in projecting

costs accurately. Given this uncertainty, the BCA model relies primarily upon cost data included in ESS applications for the BCA data, with an emphasis on the most recently approved and completed projects.

Table 5-2. Project Size and Cost Assumptions

Metric	Customer Segment			
	Residential	Small C&I	Medium C&I	Large C&I
Average Total System Cost per Participant ($)	$28,825	$472,076	$831,694	$1,594,200
Average System kW per Participant	15.3	200	500	1000
Average System kWh per Participant	25.25	460	1150	2900
Average Duration per Participant (hours)	1.65	2.30	2.30	2.90
Average $ per kWh (2026 Install Value)	$1,142	$1,026	$723	$550

***Source**: CES analysis of enrollment data*

Federal Tax Credits. Changes stemming from the 2025 federal budget reconciliation legislation enacted in 2025 are reflected in the BCA. Specifically, the bill phases out the Section 25D credit, under which residential customers qualified for a 30% tax credit for solar and energy storage installations. The credit was no longer available, starting with projects placed in service starting in 2026. Third party owned (TPO) residential systems may also benefit from the Section 48E credit; over time this may result in a shift towards more TPO residential systems. While residential third party ownership levels are still low, based on conversations with installers, the Program Administrators expect for third party ownership to increase over time. The BCA assumes that residential third party ownership rates (indicating eligibility for the 30% tax credit) will be 20% of projects installed in 2026, 40% in 2027 and 60% in 2028. The updated BCA assumes that, starting in 2026, no residential systems will be eligible for a 30% tax credit.

Commercial storage installations, which qualify under Section 48E, will still be eligible for a 30% federal tax credit; under current law, the credit won't begin to phase out until 2033. Foreign Entity of Concern (FEOC) provisions, which place limitations on project ownership interests and the amount of content that can be sourced from identified countries, including China, will challenge the ability of commercial projects to qualify for Section 48E credits. Based on its understanding of the market and discussions with developers, CES understands that many commercial projects will still qualify for Section 48E credits - given this, the BCA still assumes that C&I projects will be able to take advantage of Section 48E credits. While developers may struggle to meet FEOC provisions, these projects are less likely to proceed, supporting the assumption that most commercial projects benefit from the tax credit.

O&M. The BCA had previously assumed an O&M cost for both residential and C&I systems. Based on CES' understanding of the market, this value was reduced to $0 for residential systems starting in the BCA filed last year. For C&I systems, the model had previously assumed no O&M costs for

evaluated years (i.e., 2022 and 2023 in the previous version); this was also updated last year such that O&M costs apply to all operating C&I systems.

Construct 5 Updates. The BCA has been updated to reflect the transition to the Construct 5 program approved in the Final Decision in Docket No. 25-08-05.[26] Under the revised program design, only Legacy projects enrolled prior to April 1, 2026, remain eligible for upfront incentives, while projects enrolled on or after that date are eligible for Construct 5 Enrollment Incentives. Accordingly, the BCA assumes that upfront incentives apply only to the expected Legacy installations through the program transition, using the approved residential and C&I incentive schedules shown in **Table 5-3** and **Table 5-4**. This structure dispenses with the declining block incentive used for the Legacy upfront incentives. The BCA model also incorporates the updated performance incentives for Construct 5 systems. Effective April 1, 2026, the Construct 5 program replaces the Legacy Upfront Incentive with an Enrollment Incentive for newly enrolled projects.

The model requires adopting an assumption related to how much of the capacity installed in 2026 and 2027 will be Construct 5 vs. Legacy. For commercial systems, because there are no approved Construct 5 systems and because of the typical development timeline for these systems, it is assumed that no Construct 5 systems will be deployed by the end of 2027 (the last COD incorporated into the BCA model).

Table 5-3. Residential and C&I Legacy Upfront Incentive Levels ($/installed kWh)

Capacity Block (Cumulative MW)	Tranche, Step	Residential Standard	Residential Underserved	Residential Low Income
Up to 10 MW	Tranche 1, Step 1	$250	$450	$600
10-25 MW*	Tranche 1, Step 2	$212.5	$450	$600
Capacity Block (Cumulative MW)	**Tranche, Step**	**Small C&I**	**Medium C&I**	**Large C&I**
Up to 163.9 MW*	Tranches 1 and 2	$200	$175	$100

*Note: Upfront incentive values are shown only for the initial Legacy tranches, as future enrollments will be subject to Construct 5.

Table 5-4. Assumed Residential and C&I Enrollment Incentive Levels ($/installed kWh)

Framework	Residential - Grid Edge	Residential - Others	C&I - Priority	C&I - Others
Construct 5	$130	$30	$10	$0

Previous BCAs assumed that a portion of the upfront incentive dollars would be funded through Greenhouse Gas Reduction Funds (GHGRF). Starting in last year's report, the BCA was updated

[26] https://www.dpuc.state.ct.us/dockcurr.nsf/8e6fc37a54110e3e852576190052b64d/b1de90d5e52b43d185258d630056a8bf?OpenDocument

to assume that no GHGRF funding will become available, and that all incentive dollars are funded by ratepayers (thus, a cost in the RIM).

Upfront Incentive Clawbacks. Previous iterations of the BCA did not include projections for upfront incentive clawbacks. The current version has been updated to incorporate projected clawbacks; it assumes that in 2026, 40% of residential Legacy systems are subject to a clawback, falling to 35% in 2027. For commercial systems, it assumes 25% in 2026 and 20% in 2027. The model also assumes that, in addition to fewer systems being subject to any clawback over time, for those subjected to a clawback, the amount clawed back decreases over time as performance improves. Given the significant and rapid increase in Passive scoring in the program, these assumed improvements seem feasible. As noted above, clawbacks decrease the PCT, and increase most other tests, including the RIM.

Performance Incentive OEM Aggregator Fee. Two OEMs currently retain a portion of the residential performance incentives as a performance incentive aggregator fee. Specifically, Tesla charges a 20% fee and Franklin began charging a 10% fee starting with Summer 2025. Based on the current market share of these two providers and their fees, the BCA has been updated to assume that residential customers pay, on average, a 6% fee to OEMs. This is realized in the BCA as a reduction in the PCT; it does not affect other tests.

Peak Reduction. **Section 4** provides analysis of the performance of projects enrolled in the ESS Program. For prospective performance, the BCA calculates expected kW performance during active and Passive events, determined by:

- System power (kW)
- System energy (kWh)
- Percent of nameplate energy expected to be dispatched during passive and active events (%)
- The duration of passive and active events (hours)

These expected performance values are used to develop the “Max Expected Peak Reduction” values shown in **Table *5-5***, below, which, in turn, dictate how nameplate capacity in the BCA model translates into projected benefits.

For residential systems, the values are based on a combination of observed performance and expectations for how performance may evolve. Previous BCAs had assumed that residential systems would maintain a 50% backup reserve during both Active and Passive events; this was maintained in last year’s BCA to provide consistency with previous analyses. Because systems did not, in practice, maintain such a large reserve, an assessment of performance based on this assumption yielded some expected reduction values that exceeded 100%. In this year’s BCA, the residential reserve assumption has been updated to 20%, matching program guidance for passive events as well as the patterns observed in the telemetry data. Reducing the assumed backup value reduces the calculated performance values (as they are expected to have more kWh available to discharge). This updated reserve assumption yields an expectation that residential projects will deliver 80% of their maximum peak reduction during Passive events and 78% during Active events.

For C&I projects, the adopted Passive Max Expected Peak Reduction values are 90% for Small C&I and 60% for Medium and Large C&I projects, while the adopted Active Max Expected Peak Reduction values are 90% for Small C&I and 80% for Medium and Large C&I projects. These values are applied in the BCA to estimate expected peak demand reductions and the associated

program benefits. These values suggest that Medium and Large C&I projects have more competing needs for storage, including demand charge management.

In the BCA, Passive event performance is netted out of active event performance to avoid double-counting benefits.[27] As a result, Passive event performance is expected to increase (due to reduced event duration), while benefits attributed to the active program will decrease (as the larger Passive value will be netted out of measured active performance). Because the primary impact is to shift attribution from one event type to the other, the net impact on overall benefit cost ratios is negligible.

Table 5-5. Average System Max Expected Peak Reduction

	Residential Standard	Residential Underserved	Residential Low Income	Small C&I	Medium C&I	Large C&I
Expected Backup Reserve (Active and Passive)	20%	20%	20%	20%	20%	20%
Passive Max Expected Peak Reduction	80%	80%	80%	90%	60%	60%
Active Max Expected Peak Reduction	78%	78%	78%	90%	80%	80%

Note: See discussion above for source of these values.
Source: *CES analysis of interval data*

Program Deployment Targets. In its Final Decision in Docket No. 24-08-04,[28] PURA ordered the reallocation of 140 MW of capacity from the residential projects to C&I, yielding the updated MW allocation illustrated in **Table *5-6*** below. Effective April 1, 2026, any remaining legacy Tranche capacity is reassigned to Construct 5.

Table 5-6. Program Deployment Targets (MW)

Customer Class	Tranche 1	Tranche 2	Tranche 3	Tranche 4	TOTAL
Residential	50 MW	50 MW	50 MW	0 MW	150 MW
Commercial	50 MW	113.9 MW	126.1 MW	140 MW	430 MW
Total*	**100 MW**	**163.9 MW**	**176.1 MW**	**140 MW**	**580 MW**

*Note: On April 1, 2026, any remaining Tranche capacity will be reassigned to Construct 5.

The BCA evaluates projects with commercial operation dates through the end of 2027, totaling 71.7 MW; as noted above, this is a decrease from the 300 MW that had previously been modeled

[27] For example, if a single system averaged a 5-kW peak reduction during active events and 3 kW during Passive events, the BCA would attribute a 2-kW reduction to the active events.

[28] https://www.dpuc.state.ct.us/dockcurr.nsf/8e6fc37a54110e3e852576190052b64d/5dfd10f7c319dfec85258be90050bf9c/$FILE/240805-120424.pdf

to come online during this period.[29] The updated projections total 72 MW of installed capacity by 2027. Aside from exceptions discussed below, other assumptions related to project deployment (e.g., assumption that 80% of projects will be in Eversource territory), remain unchanged.

Table 5-7. Projected Program Enrollment (MW)

Customer Type	2022	2023	2024	2025	2026	2027	Total
	Actual	Actual	Actual	Actual	Forecast	Forecast	
Residential Standard	0.1	0.8	1.3	1.6	6.3	7.2	17.2
Residential Underserved	0.0	0.1	0.7	0.8	3.2	3.6	8.3
Residential Low Income	0.0	0.0	0.2	0.3	1.1	1.2	2.8
Residential Subtotal	0.1	0.9	2.2	2.7	10.5	12.0	28.3
Small C&I	0.0	0.0	0.2	0.0	4.2	6.0	10.4
Medium C&I	0.0	0.0	0.2	0.0	5.3	7.6	13.2
Large C&I	0.0	0.0	0.3	0.0	8.0	11.4	19.8
C&I Subtotal	0.0	0.1	0.6	0.0	17.6	25.0	43.4
Total	0.1	1.0	2.8	2.7	28.1	37.0	71.7

*It is assumed that 25% of residential ESS capacity installed in 2026 and 75% installed in 2027 will fall under Construct 5, with the remaining installations under the Legacy framework.

Should the program fall short of projected MW goals, it will reduce both projected costs and benefits. Two primary factors will affect the resulting BCRs. First, fewer total installed MWs applied to fixed Program Administrative Costs will lead to higher per MW costs, reducing the RIM. Second, some levelized benefits streams (particularly capacity DRIPE) in the AESC can vary noticeably from one assumed COD to the next, which can lead to changes in resulting BCRs.

Program Administration Costs

The BCA model was updated with program costs for the year 2025. Program costs in the year 2025 were lower than had been projected in the BCA ($4.29 million projected vs. $2.38 million actual). Projected program administration costs for 2026 and later have been updated, based on feedback from the Program Administrators. Because the total MW included in the model was reduced, the approach to assigning program administration costs to different project vintages was updated; in essence, the model was updated to acknowledge that the program administration costs reflected in the table below would cover costs for the full program MW (i.e., up to 580 MW), while only a total of 72 MW of resources is included in the model, assigning administration costs on a pro-rata basis.

[29] The model evaluates the costs and benefits of these projects for a period of 10 years from their commercial operation date.

Table 5-8. Actual (through 2025) and Projected Program Administration Costs ($)

Project Year	Residential			C&I		
	Upfront/Passive	Performance/Active		Upfront/Passive	Performance/Active	
	Connecticut Green Bank	Eversource	UI	Connecticut Green Bank	Eversource	UI
2022	$1,521,716	$124,658	$268,589	$0	$0	$0
2023	$1,478,092	$201,878	$176,545	$31,665	$205,138	$117,696
2024	$785,357	$261,965	$174,233	$785,357	$261,965	$174,233
2025	$828,740	$192,994	$166,893	$828,740	$192,994	$166,893
2026	$857,746	$202,237	$173,800	$857,746	$202,237	$173,800
2027	$887,767	$405,887	$181,010	$887,767	$405,887	$181,010
2028	$918,839	$456,806	$190,631	$918,839	$456,806	$190,631
2029	$950,998	$501,632	$201,956	$950,998	$501,632	$201,956
2030	$984,283	$543,565	$215,279	$984,283	$543,565	$215,279
2031	$556,226	$393,143	$152,683	$1,117,055	$789,539	$306,629
2032	$459,343	$330,164	$133,820	$1,213,939	$872,549	$353,657
2033	$457,612	$338,787	$140,715	$1,215,670	$900,007	$373,816
2034	$453,499	$345,815	$145,436	$1,219,783	$930,143	$391,181
2035	$447,734	$351,661	$148,829	$1,225,547	$962,576	$407,377
2036	$438,587	$354,811	$150,162	$1,234,694	$998,853	$422,730
2037	$431,009	$359,142	$151,031	$1,242,272	$1,035,132	$435,308

***Notes*:** Evaluated and projected values provided by Program Administrators. Projected values are subject to change.

Source: *Program Administrators*

Benefits Inputs

Most assumptions related to avoided costs and other benefits used in the BCA are derived from the Avoided Energy Supply Costs in New England (AESC) studies, which are commissioned by utilities, regulators, state energy offices, and other entities across New England, specifically for use in BCAs. Consistent with previous ESS BCAs, the BCA applies values from the 2021 AESC to projects with commercial operation dates of 2022-2024 and applies the 2024 AESC values to projects with commercial operation dates of 2025-2027.[30]

For the values sourced from the 2024 AESC, BCA results are provided using both Counterfactuals #1 and #6.[31] The same approach was taken in the BCA filed in Docket No. 24-08-05.[32] In its Final Decision in that docket, PURA, concluding that shifting to a new counterfactual would be

[30] As the 2024 AESC can be applied to projects with CODs in 2024, subsequent BCAs may be updated to apply 2024 AESC values to these projects, as opposed to sourcing inputs from the 2021 AESC.

[31] The AESC counterfactuals are defined by whether they include the effects of different anticipated changes to the distribution system (e.g., increased energy efficiency, building electrification, BTM storage, transportation electrification, etc.). By excluding these different influences, the counterfactuals help estimate what the impact of a program might be, relative to a future in which such programs did not exist. Counterfactual #1 excludes impacts from most energy policies (e.g., energy efficiency, building electrification, demand response, etc.). Counterfactual #6 only excludes BTM storage, making it well-suited for evaluating BTM storage programs. See Table 40 on p. 73 of the 2024 AESC: https://www.synapse-energy.com/sites/default/files/inline-images/AESC%202024%20May%202024.pdf

[32] https://www.dpuc.state.ct.us/dockcurr.nsf/8e6fc37a54110e3e852576190052b64d/ddbe0b811039ecbc85258b6c006b2d61?OpenDocument

disruptive to consistent analysis of the program, ordered that future BCAs should rely on AESC Counterfactual #1, while allowing the Program Administrators to "include alternative RIM calculations using new counterfactuals… provided that counterfactual one remains the primary basis for RIM scores submitted to the Authority." [33] CES has included selected results using Counterfactual #6, as this counterfactual was designed for use in evaluating BTM storage programs. As briefly noted above, depending on the timing of the study, next year's BCA may incorporate updated AESC assumptions from the 2027 study.

Table 5-9. Benefits Inputs Sources

Benefit/Cost Stream	Source	
	2022-2024 Install Yr	2025 and future Install Yr
Avoided Generation Capacity **DRIPE Capacity Impacts (Intrastate and Rest-of-Pool)** **Avoided Energy** **DRIPE Energy Impacts (Intrastate and Rest-of-Pool)** **Cross-DRIPE Impacts (Intrastate and Rest-of-Pool)** **Avoided Pool Transmission Facilities** **Reliability** **Non-Embedded Emissions**	• *2021 AESC* • *Report and User Interfaces (source of values) available here: Link* • *Counterfactual #1* • *State set to Connecticut; otherwise default inputs used*	• *2024 AESC* • *Report and User Interfaces (source of values) available here: Link* • *Counterfactuals #1 and #6* • *State set to Connecticut; otherwise default inputs used*
Avoided Local Transmission Capacity **Avoided Distribution Capacity**	• Per Eversource and UI, and as incorporated into the filed 2025-2027 Conservation & Load Management Plan (see figure 62): Link	

5.3. BCA Metrics

Results from the BCA, including six different test perspectives, are provided below. Unless otherwise specified, the results are based on the use of the AESC 2024 Counterfactual #1

Figure 5-1 shows the overall program BCA. The PACT, SCT, TRC, and CTET have effectively identical benefits. The PACT and CTET have lower costs than the SCT and TRC, resulting in higher benefit-cost ratios (BCRs). The primary costs for the PACT and CTET are incentives, while the primary costs for the SCT and TRC are ESS technology costs. Technology costs are almost all realized in the year projects are installed, while performance incentives are spaced out over time and are then discounted; this is the primary reason that costs for these two sets of tests differ. The CTET includes emissions, while the PACT does not. The BCA currently projects an increase in emissions due to ESS; this varies from the finding in **Table 4-11** for several reasons, including:

1) **Table 4-11** uses hourly emissions rates while the BCA uses seasonal and on/off-peak emissions rates, which are less granular

[33] P. 46: https://www.dpuc.state.ct.us/dockcurr.nsf/8e6fc37a54110e3e852576190052b64d/5dfd10f7c319dfec85258be90050bf9c?OpenDocument

2) Most of the BCA charge/discharge behavior is projected (not evaluated), while **Table 4-11** relies entirely upon evaluated charge/discharge data; there are differences in the shape of the projected and evaluated load shape
3) **Table 4-11** is limited to one year of data, while the BCA considers emissions rates projected into the future

The overall program RIM has decreased modestly relative to the last BCA, from 1.69 to 1.55. The primary drivers of this change are:

1) Decreased projected MW deployment increasing per unit program administration costs, primarily in the near term (decreases RIM)
2) Decreased program administration costs (increases RIM)
3) Increase in projected performance, as described in **Table 5-5** (small increase in RIM)
4) Change in when projects are projected to come online (mixed impact – affects costs and benefits)
5) Introduction of assumed clawbacks (increases RIM)

The impact of some of these changes, and others, are discussed below.

The most significant contributor to the revised BCA results is the reduction in projected ESS deployment from approximately 300 MW to 72 MW by 2027. Since nearly all benefit streams—including participant bill savings, avoided capacity costs, energy savings, emissions reductions, and resilience benefits—are proportional to the deployed storage capacity, the lower deployment forecast substantially reduces total program benefits. As noted above, this decreases the RIM; it has a much more dramatic impact on the magnitude of costs and benefits, however.

The introduction of the Construct 5 framework and revisions to the assumed participation of Priority and Grid-Edge customers have only a marginal influence on the BCA results. Construct 5 contributes only 9 MW of residential installations through 2027, representing a relatively small share of the total program deployment. Likewise, reducing the assumed participation of Grid-Edge and Priority customers from 50% to 48% and 43%, respectively, slightly modifies the incentive expenditures and associated benefits but does not materially alter the overall program economics.

The revised analysis also incorporates lower program administrative costs, which improves the benefit-cost performance from the utility and societal perspectives. Since administrative expenses are treated as program costs in tests such as RIM, RIM-CT, PACT, CTET, SCT, and TRC, reducing these costs lowers the denominator of the benefit-cost calculations, resulting in modest improvements ranging from approximately 5–7%. In contrast, the Participant Cost Test (PCT) remains unaffected because program administrative expenditures are not borne directly by participating customers and therefore have no direct influence on participant economics.

Conversely, the updated installed project costs relative to previous assumptions increase the capital investment required for ESS deployment, particularly within the C&I sector. Higher installed costs directly increase participant expenditures and total resource costs, leading to reductions in the PCT, SCT, and TRC. The PCT is especially sensitive because it evaluates the financial attractiveness of the program from the participant's perspective, while the SCT and TRC incorporate the total societal and resource costs associated with ESS deployment. Since these higher capital costs are not accompanied by proportional increases in program benefits, the overall cost-effectiveness under these tests decreases. While changes in projected installed cost do not directly affect the RIM, to the extent that they affect program deployment and lead to

changes in incentive rates, they may have future impacts on the RIM. As noted previously, these updated cost values do not reflect an anticipated increase in project costs in the future; instead, they reflect project costs anticipated to be higher than previously projected. Put differently, assumed project costs reflected in the previous BCA were likely too low.

For residential systems, the revised assumptions related to third-party ownership rates and resulting access to the Section 48E tax credits improves the calculated PCT by approximately 5%. The BCA does not currently include differentiated assumptions related to discount rate, administration costs, or other financial distinctions between third-party vs. homeowner-owned systems. It is reasonable to assume that a third party owner would "capture" some of the value of the tax credit, reducing the impact of the credit on the ultimate financial proposition for the host customer.

When all model revisions are considered collectively—including the updated deployment forecasts, Construct 5 implementation, participant mix, installed project costs, administrative cost assumptions, clawback revisions, updated peak active and passive load reduction metrics and additional structural enhancements to the BCA framework—the overall cost-effectiveness metrics decline modestly relative to the previous analysis. The RIM decreases by approximately 9%, PCT decreases by around 6%, PACT and CTET decline by approximately 8%, while the SCT and TRC exhibit the largest reductions of approximately 13%. Although reductions in administrative costs partially offset some of these impacts, the lower projected deployment and higher installed project costs remain the dominant factors influencing the revised BCA results.

Figure 5-1. Overall Program BCA

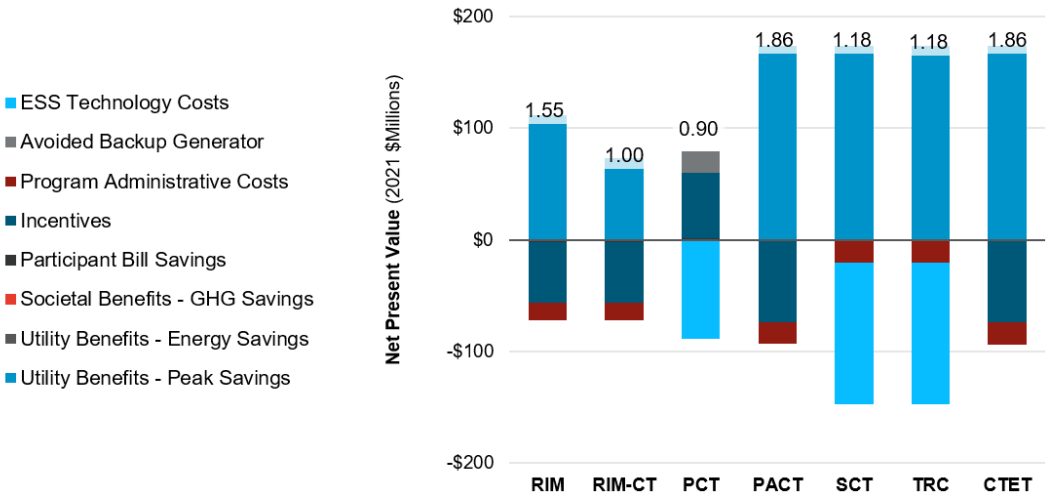

Source: *CES analysis*

Figure 5-2 shows the BCA specifically for the residential sector. The updated residential BCA shows modest improvement across all tests: the RIM rises from 1.13 to 1.18, the PCT rises from 0.75 to 0.81, the PACT increases from 1.36 to 1.44, the SCT and TRC both improve from 0.88 to 0.94 and .095 respectively, and the CTET rises from 1.36 to 1.44.

Most of this improvement is driven by a reduction in the residential battery reserve margin, from 50% to 20%, which increases the battery capacity available for dispatch and, with installed costs held constant, directly increases realized program benefits, improving the RIM and RIM-CT by

roughly 17–20%, the PACT, CTET, SCT, and TRC by over 15%, and the PCT by about 10%.[34] While a reduction in total program costs helps cost-effectiveness, a shift in how costs are weighted between residential and commercial projects results in more costs being allocated to residential projects relative to commercial projects. It is projected that approximately 9 MW of residential ESS installations will be installed under Construct 5 by the end of 2027; previously, all of this capacity would have been under the Legacy framework. This has a comparatively modest effect, improving the RIM and RIM-CT by about 2% and the PCT and SCT by about 1%. This is by design – PURA, in revising enrollment and performance incentives for Construct 5, explicitly sought to ensure that overall compensation remained comparable.

Figure 5-2. Residential Program BCA

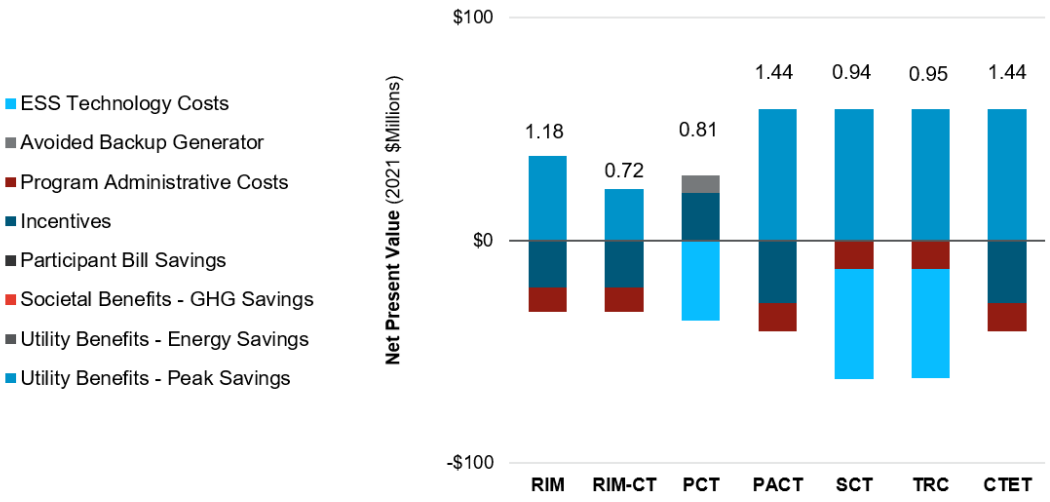

Source: *CES analysis*

The C&I BCA results generally mirror the changes observed in the overall BCA, with the revised assumptions producing similar trends across the various benefit-cost tests. Commercial BCA results are displayed in **Figure 5-3**. For the commercial systems, the evaluated installed ESS project costs, derived from projects approved from 2025 onward, are the primary driver of the revised BCA results. Relative to the previous assumptions, the approximately 18% increase in assumed installed project cost per kWh increases participant and program costs without a corresponding increase in quantified benefits, reducing the PCT by approximately 8% and the SCT and TRC by 14–15%. Smaller reductions (5-6%) are observed in the RIM, PACT, and CTET tests.

The updated program administration costs partially offset these impacts, as lower projected administrative expenditures reduce overall program costs and improve most BCA metrics. Similarly, the revised clawback assumptions result in modest improvements of approximately 2% in the RIM, PACT, and CTET tests, while having minimal influence on the remaining metrics.

The remaining updates—including revised historical program performance and administrative data through 2025, updated dispatch assumptions, Priority C&I participation assumptions based on the project enrolment so far, updated energy and delivery tariffs, and other refinements to the BCA framework—collectively contribute to the overall reduction in the commercial cost-

[34] Note that a part of this increase in performance is offset in the "Max Expected" values, as shown in **Table 5-5**.

effectiveness metrics. Despite the partially offsetting effect of lower program administration costs, the higher evaluated installed project costs remain the dominant factor influencing the revised non-residential BCA results.

Figure 5-3. C&I Program BCA

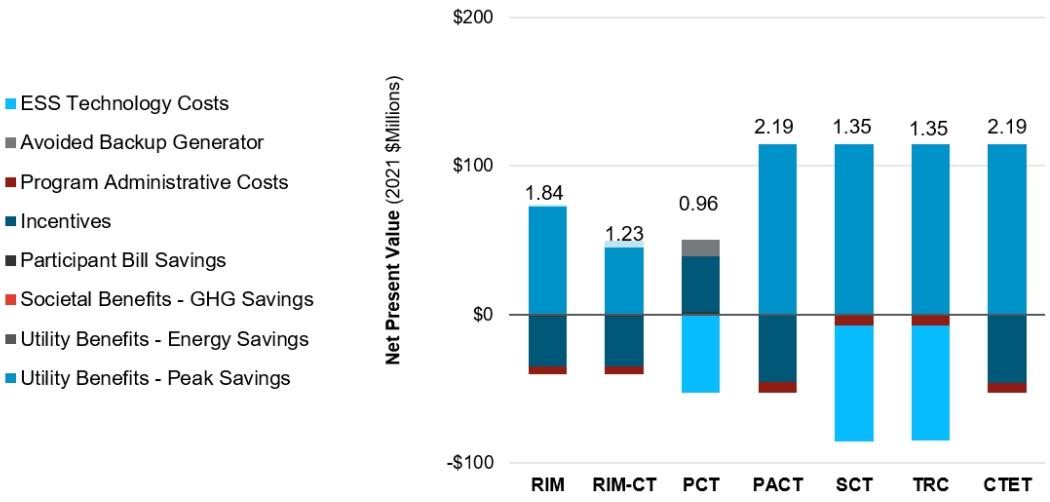

Source: *CES analysis*

Finally, the full program BCA conducted using AESC 2024 Counterfactual #6 is provided in **Figure 5-4**. The use of Counterfactual #6 dramatically increases all tests except for the PCT. To the extent that the Program Administrators determine that currently planned incentive levels are insufficient to achieve program deployment goals, these results demonstrate that there would be the opportunity to increase incentive levels while maintaining a robustly cost-effective program, using a counterfactual designed for evaluating behind-the-meter storage programs.

Figure 5-4. Overall Program BCA - AESC Counterfactual 6

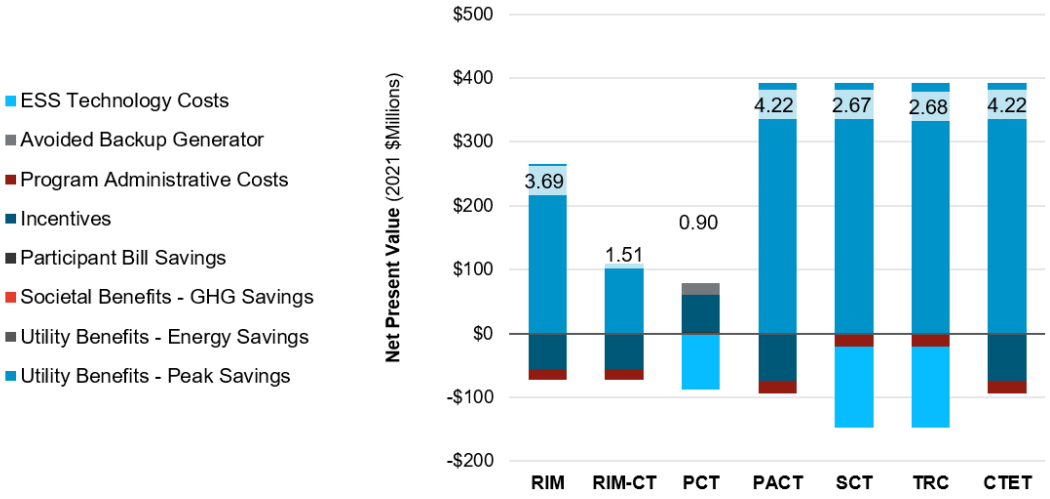

Source: *CES analysis*

5.4. Findings and Recommendations

Table 5-10. BCA Findings and Recommendations

Finding	Recommendation
The ability of residential customers to benefit from federal tax incentives through third-party ownership has a substantial impact on the economics of these projects.	The Program Administrators should continue to monitor the level of third-party ownership in residential systems and, to the extent practical, evaluate the comparative economics of third-party- and homeowner-owned systems.
The AESC Counterfactual 6 likely represents a more appropriate counterfactual for evaluating the ESS Program.	PURA's direction to continue to use Counterfactual 1 was based on a desire to maintain some consistency in how the program is evaluated; given that there are likely to be significant changes in the forthcoming 2027 AESC, it may be appropriate to switch to a counterfactual designed for evaluating distributed storage when the 2027 AESC is adopted in the ESS BCA.

Source: *CES analysis*

3. Key Findings and Recommendations

Below, CES provides key findings and recommendations, based on metrics compiled for this report and CES' overall review of the program.

6.1. Key Findings

The program continues to evolve with the implementation of Construct 5. As the program nears the end of its second three-year cycle, reevaluating higher-level goals may be appropriate.

Key findings include:

- The Program Administrators have worked diligently to improve the quality of telemetry data. While further improvements should still be made, the process has made real-time performance monitoring and evaluation more efficient and effective.
- The Program Administrators have also worked with OEMs to substantially improve residential performance. The data suggest that, because performance is largely dictated by how OEMs respond to program dispatch signals, improving the performance of individual OEMs with substantial numbers of enrolled systems can meaningfully improve the performance of the program as a whole.
- Despite improvements, there continue to be data quality challenges, both for enrollment and telemetry data. There are also data gaps in enrollment data, created primarily by customer self-enrollment.
- Program deployment continues to be slow relative to the goal of 580 MW by 2030. Revisiting the feasibility of achieving this target will help focus the program on achieving realistic goals.
- The commercial project pipeline is stymied both by a dearth of new applications as well as the slow pace of approved projects achieving commercial operation.
- Relative to last year, the tariff landscape, and its impact on energy storage costs, has calmed somewhat. Residential project unit costs appear to be declining, while commercial projects do not exhibit the same pattern.
- The program is falling short of the target of 40% participation by residential Low-Income and Underserved participants. A single affordable multifamily project makes up a significant portion of the overall volume of Low-Income participants.

6.2. Recommendations

- Because performance by OEM varies substantially, the Program Administrators should continue to seek opportunities to address poor performing OEMs. Increased transparency and data availability on the ESS dashboard are a positive step. The PAs should examine additional strategies, including continuing to work with the OEMs themselves, increasing information on the relative performance of OEMs for potential ESS participants, and considering proposing incentives or penalties for OEMs that perform poorly consistently. Of course, the Program Administrators must also consider the effort and cost of prolonged engagement with OEMs serving a very low volume of customers.
- Along these lines, the PAs should also consider whether DERMS providers can and should play a more prominent role in identifying performance challenges and working with OEMs to address them. DERMS providers work with OEMs across programs and states; this should create an opportunity for efficient monitoring and engagement around performance. The Program Administrators may even consider introducing performance mechanisms that encourage DERMS providers to more actively engage with OEMs, although careful consideration must be given to ensure that this would not provide a perverse incentive to report improved performance.

- The Program Administrators should improve the process for addressing data gaps associated with customers transferring from ConnectedSolutions and/or self-enrolling customers. This could include finding ways to source the missing data (which may mean placing additional requirements around the self-enrollment process) or, as an alternative, ensuring a clear process for addressing how missing fields are populated in the enrollment database.
- In the next year's annual review (which will include the three-year evaluation), there should be a deliberate conversation related to the feasibility of achieving the program's 580 MW by 2030 goal. This should include consideration of the impact of Construct 5 on program enrollment, evolving project costs and resulting customer economics, and the role of other resource types (such as electric vehicles discharging energy to the grid).
- Relatedly, the Program Administrators should provide an assessment of whether achieving the 40% Low-Income and Underserved participation rate is achievable. If they determine that it may not be achievable, they should identify specific barriers. If they find that it is achievable, they should outline what implementation steps will be taken to increase participation rates, as the status quo is highly unlikely to lead to achieving the target. This analysis should also consider the root cause(s) of higher unit costs for Low-Income and Underserved projects.
- The overall success of the program, on a MW achievement basis, hinges largely upon the commercial sector. The Program Administrators should consider engaging in a structured process for evaluating barriers to new applications and the completion of approved projects. Recommendations for changes to incentive levels may also be warranted. As a part of this, the Program Administrators should evaluate whether there are any emerging trends in commercial project costs that indicate where the sector may be headed.
- The success of the ESS program is tied to developments outside of the program itself. These include:
    - The design of TOU rates and the availability of advanced meters for Eversource customers.
    - Interactions between ESS and distributed generation incentive policies; CES understands that the solar successor programs are likely to incorporate a differentiated value for exported solar, which could support storage deployment.
    - Continued improvements to the interconnection process; the EDCs and other stakeholders have been involved in a sustained process to make improvements, but further improvements, or at least an understanding of remaining barriers, should be prioritized.

Energy Storage Solutions

Year 5

Annual Review

Summary Proposed Program Manual Modifications

August 1, 2026

Introduction

This report outlines certain Program modifications that have been jointly agreed upon by all three Program Administrators—Connecticut Green Bank, United Illuminating ("UI"), and Eversource--(collectively referred to as the Program Administrators or "PAs"). In places where the PAs are not in full agreement, the PAs have noted the differing opinions in the recommendations below. More substantial changes currently under consideration in this docket, such as bidirectional EVs, will necessitate significant revisions to the Program Manual. The PAs will collaborate to update the Program Manual following the issuance of a final decision.

Energy Storage Solutions ("ESS", or the "Program") was established on January 1, 2022 as a result of the Connecticut Public Utilities Regulatory Authority (the "Authority", "PURA") issuing a final decision on July 28, 2021 in Docket No. 17-12-03RE03 - PURA Investigation into Distribution System Planning of the Electric Distribution Companies – Electric Storage ("Decision"), which established a nine-year electric storage program, which shall be available to all customers and customer classes within the service territories of Eversource and United Illuminating , collectively, the electric distribution companies ("EDCs") [1]. The Decision also established the EDCs and the Connecticut Green Bank ("Green Bank") as Program Administrators.

On December 17, 2025, the Authority issued a final decision in Docket No. 25-08-05 – ANNUAL REVIEW OF THE ELECTRIC STORAGE PROGRAM – YEAR 5, which included the following order, requiring the Program Administrators to provide the following as stated (emphasis added):

> *"Reference Decision, Dec. 21, 2022, Docket No. 22-08-05, Order No. 3, p. 38: No later than August 1, 2022, and annually thereafter until the ESS Program stops accepting new enrollments, the Program Administrators shall submit an annual report summarizing the Program results to date, including an updated BCA using AESC counterfactual one and an updated BCA calculator and including a CT specific RIM score,* ***and recommendations for any Program modifications to the ESS Program documents including the Program Manual, providing both a clean and a redlined version of all documents and an accompanying narrative document explaining how the recommended changes would help achieve the Program Objectives, which may also be the annual report, in the relevant Annual Review proceeding*** *(i.e., in Docket No. 23- 08-05 on August 1, 2023, etc.). …"*

This document constitutes the fifth Annual Program Administrator's recommendations for Program Manual modifications based on lessons learned from Year 5.

[1] Connecticut Public Utilities Regulatory Authority, Final Decision, Docket No. 17-12-03RE03: PURA Investigation Into Distribution System Planning of the Electric Distribution Companies-Electric Storage, issued Jul. 28, 2021

Summary and Narrative of Proposed Program Manual Modifications

1. Glossary, Clarifications, Redundancy, and Typographical Corrections

The PAs made several additions to the Defined Terms in Section 1 (*Program Glossary*"). Notably, to reduce word count, provide clarity and consistency, the Program Administrators created a defined term for "Eligible Providers" which encompasses Eligible Contractors, TPOs, Aggregators, Operators, and OEMs.

Throughout the Program Manual, edits were made to reference the new definition of Commercial Operation Date and Eligible Provider. Additionally, some clarifications were made to ensure the proper and sometimes unambiguous use of the terms "Customer", "System Owner", and "Participant". Other edits reduced word count, provided clarity, and/or reduced complexity throughout the Program Manual and t changes are made in the redline version. These changes help support Program objectives 3 and 5.

2. Relocation of Passive Dispatch Information

In the Year 5 Final Decision[2], the Authority ordered the Program Administrators to discontinue the enrollment of new Passive Dispatch customers on April 1, 2026. Since the Year 5 Program Manual was set for release in January 2026, the Year 5 Program Manual was required to include enrollment information for both Passive Dispatch and Construct 5, which led to the document being lengthy and difficult to understand. As new Passive Dispatch enrollment phased out in Year 6, much of the Passive Dispatch information throughout the Program Manual has been relocated to **Supplement A** to serve as reference for existing customers. These changes help support Program objectives 3 and 5.

3. Performance Incentive Payment Frequency and Clarification of Seasonal Payment Amounts

Due to technical restrictions within the Electric Distribution Companies' (EDC_ Distributed Energy Resource Management Systems (DERMS), the EDCs reported that it would be difficult to make a single annual payment of Performance Incentives to customers. The EDCs recommend reverting to two seasonal payments to Battery Energy Storage System (BESS) owners each year, and the Program Manual has been adjusted to reflect this. Pending PURA's approval, Green Bank will remove this option from the Customer Enrollment application workflow and notify any customers who have opted for a single payment[3] that they will receive two seasonal payments. As of July 28, 2026, there is 1 submitted project and 5 approved projects where customers have opted for a single annual payment rather than seasonal.

In the 25-08-05 Final Decision, PURA indicated that the Annual Performance Incentive would be allocated at 11% to the winter performance incentive and 89% for the summer incentive, which

---

[2] https://www.dpuc.state.ct.us/dockcurr.nsf/4b3c728dd1c0d642852586db0069aa70/5dfd10f7c319dfec85258be90050bf9c/$FILE/240805-120424.pdf

[3] Refers to applications that have the *Performance Payment Frequency* field set to "Annual" rather than "Seasonal".

would result in Underserved and Low-income Payment Amounts of $49.50 (winter) / $400.50 (summer) and $60.50 (winter) / $489.50 (summer) per the average kW dispatched, respectively. For administrative simplicity, the Program Administrators propose using a whole number for the Underserved and Low-Income rates. This results in Underserved Customers receiving incentives in the amounts of $50 (winter) and $400 (summer). Low-income customers will receive $60 (winter) and $490 (summer) per average kW dispatched.

4. Enrollment

Edits were made in *Section 3: Enrollment* to clarify Enrollment types and methods. Clarifications include removal of Passive Dispatch/Construct 5 designations for certain enrollment types, clarification of interconnection requirements, and re-ordering of steps for accuracy. In the Self-Enrollment section, edits were made to clarify the use cases for self-enrollment, and to specify that customers of TPO systems cannot utilize this process because the self-enrollment process does not collect all of the information needed.

Additionally, a provision was added that the Green Bank may periodically modify the Customer Enrollment process in a manner that improves efficiency for users while maintaining the same required information for the Program.

Section 3.3 *Customer Enrollment Process – Transfers from ConnectedSolutions* was modified to allow for the transfer of projects from ConnectedSolutions into ESS. As these projects are much older they may not be able to meet all of the requirements of ESS and some accommodations needed to be made.

Section 3.10 *Transfer of Enrollment* was modified to require that the *original* property owner/occupant must notify the Program Administrators of the change in ownership (rather than the new occupant, who may not be aware of the BESS's enrollment in ESS). These changes help support Program objectives 3 and 5.

5. Eligible Providers and Payment Beneficiaries

Eligible Provider Definition and Requirements

As noted above, a defined term "Eligible Provider" was created to encompass Eligible Contractor, TPO, Aggregator, Operator, and OEM to simplify and shorten text throughout the Program Manual.

Insurance requirements for Eligible Contractors and TPOs were revised to provide flexibility to different business types in support of Program Objective 5. In the Green Bank's experience, all prospective Contractors and TPOs carry at least $1M in general liability insurance, but not all carry worker's compensation or auto insurance. The Program Administrators adjusted this requirement to only $1M in general liability insurance. The requirement to hold the appropriate insurance based on business need is already addressed in Section 4.3.5.11 ("Maintain all required insurance, licenses, registrations, and certifications as required by Energy Storage Solutions and by applicable local and state law"). These changes help support Program Objectives 3 and 5.

Eligible (Institutional) Payment Beneficiary

While no Eligible BESS Aggregators have joined ESS yet, the Program Administrators have held several conversations with prospective Aggregators and Operators. With the sunset of the Federal ITC Sec. 25D in 2026 and the increased interest in third party-owned BESS, the Green Bank and the EDCs have fielded an influx of questions from TPOs on how Performance Incentives are distributed. Some of these questions uncovered ambiguity about whether the Host Customer or System Owner is the default payment beneficiary for Performance Incentives. The Program Administrators clarified throughout the Program Manual that the System Owner (host customer or a third-party owner) is the default recipient of the Performance Incentive.

The Program Administrators believe that, in the interest of serving Program Objectives 1, 3, and 5, any entity that seeks to collect Performance Incentive payments for more than one customer (such as a bank, contractor, or other entity) should be formally recognized by Program Administrators as an Institutional Payment Beneficiary. This designation can apply to an Eligible Contractor, TPO, Aggregator, or OEM. In cases where a lender (who does not have a designated role in the Program) wishes to collect incentives on behalf of their loan customers, this designation will give customers peace of mind knowing they are trading their Performance Incentive streams to a reputable entity who has been assessed for experience and financial health.

The Program Administrators have re-worked the Direct Payment Beneficiary Form and provided a sample for PURA review. Once PURA issues a final decision and legal representatives from the EDCs and the Green Bank have reviewed and approved the form, the Program Administrators will convert this document to a webform to improve efficiency. These changes help support Program objectives 3 and 5.

6. Customer and Site Eligibility

Timeline to Qualify for an Enrollment Incentive

In the Year 4 Final Decision[4], the Authority approved a modification to Section. 4.1 ("*Customer and Site Eligibility*") to give customers one year to apply to the program in the case where their system was energized after January 1, 2022 but prior to the project's contractor or equipment being approved for the Program. This change simplified and clarified how and when customers can qualify for Passive Dispatch.

In the Year 5 Final Decision, the Authority approved an additional modification to Section. 4.1 ("*Customer and Site Eligibility*") to give Construct 5 customers up to 6 months from Approval to Energize date to apply for an Enrollment Incentive via their Eligible Contractor.

The Program Administrators revisited the intent of Section 4.1 ("*Customer and Site Eligibility*") and determined that it would be in the best interest of customers and ratepayers to simplify the time requirement for Enrollment Incentives. The Program Administrators propose applying the 6-month timeline to ***all*** enrollments, regardless of whether the Contractor, TPO, or Equipment Providers were approved. The Providers still need to be eligible in the Program and should apply and receive approval prior to selling and installing systems. A simple requirement to apply for an

[4] https://www.dpuc.state.ct.us/dockcurr.nsf/4b3c728dd1c0d642852586db0069aa70/5dfd10f7c319dfec85258be90050bf9c/$FILE/240805-120424.pdf

Enrollment Incentive within 6 months of Approval to Energize – regardless of the reason why it takes 6 months – will better serve Program Objective 3. These changes help support Program objectives 3 and 5.

Add-On Systems

As Passive Dispatch is no longer available to new enrollments, it presents a challenge to Legacy customers who want to add capacity to their existing BESS enrolled in Passive Dispatch. Since PURA has disallowed the approval of new kW capacity to a closed tranche, it is not feasible to add capacity to an existing system participating in a closed tranche and still maintain the original incentive rate. However, the ability to install two BESS at the same site but enroll in different VPP programs varies by OEM. As a result, the Program Administrators propose allowing add-on systems to participate in the Program on a case-by-case basis as long as the new capacity does not interfere with the existing capacity. This can be done through one of two ways:

1) the customer pays back the prorated upfront Passive incentive to the Green Bank then converts the Legacy enrollment to Construct 5 (or whichever current incentive rate is applicable at the time of application), or

2) the Green Bank calculates a blended Performance Incentive Rate based on the weighted average of the kWh capacity enrolled in Passive and Construct 5, as shown in the sample calculation below, where a hypothetical customer has **15 kWh** of Legacy capacity and seeks approval of **20 kWh** of Construct 5 capacity (**35 kWh** total):

$$((15_{\text{kWh}} / 35_{\text{kWh}}) * \$225) + ((20_{\text{kWh}} / 35_{\text{kWh}}) * \$300) = \mathbf{\$268/kW}$$

Change Orders

Similar to the Add-On System issue, customers who were approved in a now-closed legacy tranche but have not yet been installed may encounter issues if changing the scope of their project. In the event of a change order, an increase in system size (kW or kWh ratings) may be unavoidable. As a result, the Program Administrators propose an allowance for change orders to increase the kW or kWh from the original values within reason. Change orders that significantly increase the system size must convert the entire system to the current incentive rate. These changes help support Program objectives 3 and 5.

7. Legacy Passive to Construct 5 Conversion

As a result of PURA's approval of Motion 18 in Docket No. 25-08-05[5] on May 5th, 2026, the Program Administrators filed a compliance filing that included an updated version of the Program Manual[6] on May 19, 2026, residential Legacy Passive Dispatch customers will be given the ability to convert their Passive Dispatch incentive design to a Construct 5 (active dispatch) incentive

5 https://www.dpuc.state.ct.us/dockcurr.nsf/8e6fc37a54110e3e852576190052b64d/f443e4a4254e016585258dee0065d70c/$FILE/25-08-05%20Motion%20No.%2018%20Ruling.pdf

6 https://www.dpuc.state.ct.us/dockcurr.nsf/8e6fc37a54110e3e852576190052b64d/9036aa2a9762541e85258dfd004387b6?OpenDocument

design. The verbiage in Section 3.7 *Upfront Incentive Buyback and Transition to Construct 5* stayed largely intact from the May 19th, 2026 filing.

8. Operational Control

The proposed revisions to Section 5: *Operational Control* establish additional integration pathways and telemetry obligations for OEMs, BESS Operators, and Aggregators. While the Program Administrators and DERMS Providers prefer new integrations to follow the OpenADR standard, this can impose technical barriers for new BESS Operators and Aggregators. The Program Administrators at their discretion may propose an alternative communication protocol where an OpenADR integration is not feasible. The Program Administrators reserve the right to request that example telemetry files are shared during the new Participant review process to ensure adherence to Program data field requirements. Additionally, Program Administrators may audit a participating Operator or Aggregator for data quality and promptness concerns. Eligible Providers found in violation of Program telemetry requirements may be subject to a penalty fee. This adjustment would help support Program objectives 1 and 3.

Dispatching Event Services

Language relating to Legacy Passive Dispatch events and BESS response requirements have been removed from this section. This information can be found in Supplement A of the Program Manual.

9. Bidirectional Electric Vehicle Enrollment

As part of the Year 5 Final Decision, the Authority ordered the establishment of a Bidirectional Electric Vehicle Working Group (EV Working Group). The EV Working Group convened six meetings between March 6 and June 12, 2026. The findings and Program Recommendations of the EV Working Group are summarized in The Bidirectional EV Working Group Report, filed as part of Order 20[7].

The Program Administrators believe it would be simplest to incorporate the Program Recommendations for enrollment of Electric Vehicle Supply Equipment (EVSE) into the Program Manual through a Supplement. Supplement B includes relevant information related to the enrollment of EVSE in ESS but primarily serves as a placeholder for more detailed information, including EV Enrollment Terms and Conditions based on the outcome of the Year 6 Annual Review. Since the inclusion of EVSE is not fully approved by PURA at this time, and EVSE may require additional DERMS resources, the Program Administrators cannot create a Terms and Conditions document or an Eligible Equipment list at this time and will do so upon the Final Decision in Docket No. 26-08-05. This supports Program objectives 1 and 3.

10. Terms and Conditions and Data Release

As the Program Administrators are no longer accepting new enrollments for Passive Dispatch, the Legacy *Terms and Conditions* documents in Appendix B.1, Appendix B.2, and Appendix E have been removed from the Program Manual and replaced with reference links. These

[7] https://www.dpuc.state.ct.us/dockcurr.nsf/8e6fc37a54110e3e852576190052b64d/0529ac4be0eb8df385258e430068c9df?OpenDocument

documents are no longer used by new customers, but may occasionally be used for transfer customers, so they will remain preserved at energystorageCT.com. This change reduces confusion and eliminates 15 pages from the Program Manual.

11. New Technology Application

Conclusion

The Program Administrators continue to learn from customers, contractors, TPOs, OEMs, and other parties as it administers this novel program, working consistently and diligently to make meaningful changes that will improve stakeholder experience and maximize ratepayer return. The PAs appreciate the Authority's thoughtful consideration of these proposed changes to the Energy Storage Solutions Program Manual.

Key Program Links for CT Energy Storage Solutions Program

CT Energy Storage Solutions – Program Website

UI Energy Storage Solutions Landing Page