The Jewett City Water Company

PO Box 1088
Enfield, CT 06083-1088
Tel.: (800) 430-8073
Fax: (860) 749-5381

August 1, 2025

Re: Docket 20-10-31 – Application of The Jewett City Water Company to Amend Rate Schedules – Order #3

The NRW for each water system within the Company for the year 2025 from January to June is attached.

The report contains the production and revenue water for each system, a description of any leak, location of leak and repair date. Included in the report are the leak detection surveys performed by outside consultants for the S & W System and Hill & Dale System.

The leak detection survey of the S & W system in 2025 discovered water service leaks on the customer side of the curb stop. To date three of the customers have had the service repaired/ replaced. The repair of these leaks has reduced the water production to the system. The Company will continue to monitor the S & W system for any increase in production and will utilize the leak detection service company to help identify the location of any leak.

The Company has contracted with the leak detection service for all systems to be surveyed. The main system survey is scheduled to begin in August. Any leaks discovered will be addressed as the Company is notified by the contractor of any possible leaks.

Respectively Submitted,

THE JEWETT CITY WATER COMPANY

Robert Sherwood
President

Jewett City Water Company
Non Revenue Water Jan - June 2025

Docket 20-10-31
Order # 3

WATER PRODUCTION AND CONSUMPTION YEAR 2025

Quantities of water produced and purchased and the quantities delivered to consumer and lost or unaccounted for including system demand experience, during the year. Estimates for each of the listed items of non-revenue water

Potable water produced, metered, and discharged for consumptive use

JCWC MAIN SYSTEM

Month	Thou. Gals. from terminal Reservoirs	Thou. Gals pumped from Wells	Thou. Gals. Purchased	Total Thou. Gals. delivered to mains
January	10,521	5,879		16,400
February	12,806	2,434		15,240
March	10,589	6,208		16,797
April	11,044	5,669		16,713
May	12,021	6,248		18,269
June	12,510	6,288		18,798
July				
August				
September				
October				
November				
December				
Total PRODUCTION WATER	69,491	32,726		102,217
Total REVENUE Water (System only)				55,680
Balance as NON-REVENUE Water		(State Percentage:	45.5%	46,537
Description and estimated consumption of Non-Revenue Water				
a. Utility Usage -- at source/treatment plants				400
b. Utility Usage -- flushing hydrants (No flushed 65)				1,100
c. Utility Usage -- bleeders (No. in use)				
d. Utility Usage -- meter bench (No. meters tested)				
e. Utility Usage -- other purposes (specify):				
New construction, fill, flush,				
f. Fire Protection (No. of hydrant-using fires)				
g. Main Breaks (No. of breaks 1)				125
h. Service Line losses before meters (No. of cases 8)				800
I. Other Non-Revenue uses/losses (specify):				
			Total	2,425
j. Balance (unknown)				44,112
6 mon Total Non-Revenue (Unaccounted-for) Water			43.2%	44,112

Jewett City Water Company
Non Revenue Water Jan - June 2025

Docket 20-10-31
Order # 3

WATER PRODUCTION AND CONSUMPTION YEAR 2025

Quantities of water produced and purchased and the quantities delivered to consumer and lost or unaccounted for including system demand experience, during the year. Estimates for each of the listed items of non-revenue water

Potable water produced, metered, and discharged for consumptive use

JCWC HILL N DALE SYSTEM

Month	Thou. Gals. from terminal Reservoirs	Thou. Gals pumped from Wells	Thou. Gals. Purchased	Total Thou. Gals. delivered to mains
January		104		104
February		94		94
March		107		107
April		182		182
May		163		163
June		167		167
July				
August				
September				
October				
November				
December				
Total PRODUCTION WATER	0	817		817
Total REVENUE Water (System only)				723
Balance as NON-REVENUE Water		(State Percentage:	11.5%)	94
Description and estimated consumption of Non-Revenue Water				
a. Utility Usage -- at source/treatment plants				4
b. Utility Usage -- flushing hydrants (No flushed)				
c. Utility Usage -- bleeders (No. in use)				
d. Utility Usage -- meter bench (No. meters tested)				
e. Utility Usage -- other purposes (specify):				
New construction, fill, flush, filter bed malfunction				
f. Fire Protection (No. of hydrant-using fires)				
g. Main Breaks (No. of breaks)				
h. Service Line losses before meters (No. of cases 1)				100
I. Other Non-Revenue uses/losses (specify):				
			Total	104
j. Balance (unknown)				-10
6 mon Total Non-Revenue (Unaccounted-for) Water			-1.2%	-10

Jewett City Water Company
Non Revenue Water Jan - June 2025

Docket 20-10-31
Order # 3

WATER PRODUCTION AND CONSUMPTION YEAR 2025

Quantities of water produced and purchased and the quantities delivered to consumer and lost or unaccounted for including system demand experience, during the year. Estimates for each of the listed items of non-revenue water

1. Potable water produced, metered, and discharged for consumptive use

JCWC S & W SYSTEM

Month	Thou. Gals. from terminal Reservoirs	Thou. Gals pumped from Wells	Thou. Gals. Purchased	Total Thou. Gals. delivered to mains
January		560		560
February		622		622
March		604		604
April		627		627
May		725		725
June		745		745
July				
August				
September				
October				
November				
December				
1(a) Total PRODUCTION WATER	0	3,883		3,883
2. Total REVENUE Water (System only)				1,817
3. Balance as NON-REVENUE Water		(State Percentage:	53.2%	2,066
4. Description and estimated consumption of Non-Revenue Water				
a. Utility Usage -- at source/treatment plants				50
b. Utility Usage -- flushing hydrants (No flushed)				
c. Utility Usage -- bleeders (No. in use)				
d. Utility Usage -- meter bench (No. meters tested)				
e. Utility Usage -- other purposes (specify):				
New construction, fill, flush, filter bed malfunction				
f. Fire Protection (No. of hydrant-using fires)				
g. Main Breaks (No. of breaks)				
h. Service Line losses before meters (No. of cases 3)				300
I. Other Non-Revenue uses/losses (specify):				
			Total	350
j. Balance (unknown)				1,716
6 mon Total Non-Revenue (Unaccounted-for) Water			44.2%	1,716

Jewett City Water Company
Main/ Service Leaks 2025, Jan-June

Docket 20-10-31
Order # 3

REPAIR DATE	SYSTEM	LOCATION	TYPE OF REPAIR	DESCRIPTION OF REPAIRS	Estimated Water Loss 1000/gals
1/5/2025	MAIN	61 MCKENNA	SERVICE	BURN THROUGH ON FLARE	100
1/27/2025	MAIN	53 PALMER	SERVICE	SERVICE LINE LEAK SOMEWHERE IN MIDDLE OF ROAD	100
2/1/2025	MAIN	26 SCHOOL ST	SERVICE	SERVICE LINE BROKE OFF AT FLARE NUT BEFORE CURB STOP	100
2/11/2025	MAIN	80 N MAIN ST	SERVICE	HOLE IN COUPLING ON SERVICE LINE	100
2/24/2025	MAIN	361 E MAIN ST	SERVICE	THREADS BROKE OFF ON OUR SIDE OF CURBSTOP	100
3/18/2025	Main	RUSSELL ST @ BLOSSOM ST	MAIN	1" HOLE IN MAIN REPAIRED WITH REPAIR CLAMP	125
3/26/2025	S&W	17 BONNIE ST	SERVICE	LEAK ON LINE SOMWHERE IN MIDDLE OF RD	100
3/26/2025	S&W	20 BONNIE	SERVICE		100
4/10/2025	HILL & DALE	19 KENYON RD	SERVICE	INSTALL NEW CURB BOX AND PART OF SERVICE LINE	100
5/13/2025	MAIN	13 RIVER RD	SERVICE	PENCIL SIZED HOLE FIXED WITH COUPLING	100
5/21/2025	MAIN	78 BROWN AVE	SERVICE	2 PENCIL SIZED HOLES IN CURBSTOP	100

6/9/2025 MAIN	16 SOULE ST	SERVICE	KEY BROKE OFF CURBSTOP AND CUSTOMER NEEDED WATER TURNED OFF, NEW CURBSTOP INSTALLED	100
6/16/2025 S&W	7 BONNIE ST	SERVICE	MIDDLE OF ROAD, PULLED NEW LINE FROM MAIN TO CURBSTOP	100

The Jewett City Water Company

PO Box 1088
Enfield, CT 06083-1088
Tel.: (800) 430-8073
Fax: (860) 749-5381

January 31, 2026

Re: Docket 20-10-31 – Application of The Jewett City Water Company to Amend Rate Schedules – Order #3

The NRW for each water system within the Company for the year 2022 from January to December is attached.

The report contains the production and revenue water for each system, a description of any leak, location of leak and repair date. Included in the report are the leak detection surveys performed by outside consultants for the Main System, S & W System and Hill & Dale System.

The Company will continue to monitor the S & W system for any increase in production and will utilize the leak detection service company to help identify the location of any leak.

The Company has contracted with the leak detection service for all systems to be surveyed. The Leak detection surveys have been completed. Any leaks discovered will be addressed as the Company is notified by the contractor of any possible leaks.

Respectively Submitted,

THE JEWETT CITY WATER COMPANY

Robert Sherwood

Robert Sherwood
President

Jewett City Water Company
Non Revenue Water Jan - Dec 2025

Docket 20-10-31
Order # 3

WATER PRODUCTION AND CONSUMPTION YEAR 2025

Quantities of water produced and purchased and the quantities delivered to consumer and lost or unaccounted for including system demand experience, during the year. Estimates for each of the listed items of non-revenue water

Potable water produced, metered, and discharged for consumptive use

JCWC MAIN SYSTEM

Month	Thou. Gals. from terminal Reservoirs	Thou. Gals pumped from Wells	Thou. Gals. Purchased	Total Thou. Gals. delivered to mains
January	10,521	5,879		16,400
February	12,806	2,434		15,240
March	10,589	6,208		16,797
April	11,044	5,669		16,713
May	12,021	6,248		18,269
June	12,510	6,288		18,798
July	14,029	7,063		21,092
August	14,274	6,241		20,515
September	14,212	6,526		20,738
October	12,258	7,230		19,488
November	12,522	7,444		19,966
December	11,171	6,966		18,137
Total PRODUCTION WATER	147,957	74,196		222,153
Total REVENUE Water (System only)				121,288
Balance as NON-REVENUE Water		(State Percentage:	45.4%	100,865
Description and estimated consumption of Non-Revenue Water				
a. Utility Usage -- at source/treatment plants				800
b. Utility Usage -- flushing hydrants (No flushed 65)				2,437
c. Utility Usage -- bleeders (No. in use)				
d. Utility Usage -- meter bench (No. meters tested 220)				19
e. Utility Usage -- other purposes (specify):				
New construction, fill, flush,				300
f. Fire Protection (No. of hydrant-using fires)				
g. Main Breaks (No. of breaks 5)				375
h. Service Line losses before meters (No. of cases 16)				800
I. Other Non-Revenue uses/losses (specify):				
			Total	4,731
j. Balance (unknown)				96,134
6 mon Total Non-Revenue (Unaccounted-for) Water			43.3%	96,134

Jewett City Water Company
Non Revenue Water Jan - Dec 2025

Docket 20-10-31
Order # 3

WATER PRODUCTION AND CONSUMPTION YEAR 2025

Quantities of water produced and purchased and the quantities delivered to consumer and lost or unaccounted for including system demand experience, during the year. Estimates for each of the listed items of non-revenue water

Potable water produced, metered, and discharged for consumptive use

JCWC HILL N DALE SYSTEM

Month	Thou. Gals. from terminal Reservoirs	Thou. Gals pumped from Wells	Thou. Gals. Purchased	Total Thou. Gals. delivered to mains
January		104		104
February		94		94
March		107		107
April		182		182
May		163		163
June		167		167
July		212		212
August		208		208
September		169		169
October		214		214
November		119		119
December		125		125
Total PRODUCTION WATER	0	1,864		1,864
Total REVENUE Water (System only)				1,738
Balance as NON-REVENUE Water		(State Percentage:	6.8%)	126
Description and estimated consumption of Non-Revenue Water				
a. Utility Usage -- at source/treatment plants				50
b. Utility Usage -- flushing hydrants (No flushed)				
c. Utility Usage -- bleeders (No. in use)				
d. Utility Usage -- meter bench (No. meters tested)				
e. Utility Usage -- other purposes (specify):				
New construction, fill, flush, filter bed malfunction				
f. Fire Protection (No. of hydrant-using fires)				
g. Main Breaks (No. of breaks)				
h. Service Line losses before meters (No. of cases 2)				100
I. Other Non-Revenue uses/losses (specify):				
			Total	150
j. Balance (unknown)				-24
6 mon Total Non-Revenue (Unaccounted-for) Water			-1.3%	-24

Jewett City Water Company
Non Revenue Water Jan - Dec 2025

Docket 20-10-31
Order # 3

WATER PRODUCTION AND CONSUMPTION YEAR 2025

Quantities of water produced and purchased and the quantities delivered to consumer and lost or unaccounted for including system demand experience, during the year. Estimates for each of the listed items of non-revenue water

1. Potable water produced, metered, and discharged for consumptive use

JCWC S & W SYSTEM

Month	Thou. Gals. from terminal Reservoirs	Thou. Gals pumped from Wells	Thou. Gals. Purchased	Total Thou. Gals. delivered to mains
January		560		560
February		622		622
March		604		604
April		627		627
May		725		725
June		745		745
July		703		703
August		630		630
September		403		403
October		453		453
November		424		424
December		440		440
1(a) Total PRODUCTION WATER	0	6,936		6,936
2. Total REVENUE Water (System only)				3,583
3. Balance as NON-REVENUE Water		(State Percentage:	48.3%	3,353
4. Description and estimated consumption of Non-Revenue Water				
a. Utility Usage -- at source/treatment plants				100
b. Utility Usage -- flushing hydrants (No flushed 2)				50
c. Utility Usage -- bleeders (No. in use)				
d. Utility Usage -- meter bench (No. meters tested)				
e. Utility Usage -- other purposes (specify):				
New construction, fill, flush, filter bed malfunction				
f. Fire Protection (No. of hydrant-using fires)				
g. Main Breaks (No. of breaks)				
h. Service Line losses before meters (No. of cases 4)				400
I. Other Non-Revenue uses/losses (specify):				
			Total	550
j. Balance (unknown)				2,803
Total Non-Revenue (Unaccounted-for) Water			40.4%	2,803

Jewett City Water Company
Main/ Service Leaks 20252, Jan-Dec

Docket 20-10-31
Order # 3

REPAIR DATE	SYSTEM	LOCATION	TYPE OF REPAIR	DESCRIPTION OF REPAIRS	Estimated Water Loss 1000/gals
1/5/2025	MAIN	61 MCKENNA	SERVICE	BURN THROUGH ON FLARE	100
1/27/2025	MAIN	53 PALMER	SERVICE	SERVICE LINE LEAK SOMEWHERE IN MIDDLE OF ROAD	100
2/1/2025	MAIN	26 SCHOOL ST	SERVICE	SERVICE LINE BROKE OFF AT FLARE NUT BEFORE CURB STOP	100
2/11/2025	MAIN	80 N MAIN ST	SERVICE	HOLE IN COUPLING ON SERVICE LINE	100
2/24/2025	MAIN	361 E MAIN ST	SERVICE	THREADS BROKE OFF ON OUR SIDE OF CURBSTOP	100
3/18/2025	Main	RUSSELL ST @ BLOSSOM ST	MAIN	1" HOLE IN MAIN REPAIRED WITH REPAIR CLAMP	125
3/26/2025	S&W	17 BONNIE ST	SERVICE	LEAK ON LINE SOMWHERE IN MIDDLE OF RD	100
3/26/2025	S&W	20 BONNIE	SERVICE		100
4/10/2025	HILL & DALE	19 KENYON RD	SERVICE	INSTALL NEW CURB BOX AND PART OF SERVICE LINE	100

5/13/2025	MAIN	13 RIVER RD	SERVICE	PENCIL SIZED HOLE FIXED WITH COUPLING	100
5/21/2025	MAIN	78 BROWN AVE	SERVICE	2 PENCIL SIZED HOLES IN CURBSTOP	100
6/9/2025	MAIN	16 SOULE ST	SERVICE	KEY BROKE OFF CURBSTOP AND CUSTOMER NEEDED WATER TURNED OFF, NEW CURBSTOP INSTALLED	100
6/16/2025	S&W	7 BONNIE ST	SERVICE	MIDDLE OF ROAD, PULLED NEW LINE FROM MAIN TO CURBSTOP	100
8/7/2025	MAIN	27 SOULE ST	SERVICE	NUT ON COMPRESSION FITTING CONNECTED TO CORP NEEDED TO BE TIGHTENED DOWN	100
9/2/2025	MAIN	48 CHARLES ST	SERVICE	TOWN RIPPED UP SERVICE LINE, REPAIRED WITH COUPLINGS AND PIECE OF COPPER TUBING	100
9/7/2025	MAIN	54 MECHANIC ST	SERVICE	CURBSTOP HAD BEEN TURNED SIDEWAYS AND NEEDED TO BE RESET	100
9/8/2025	MAIN	26 MECHANIC ST	SERVICE	CUT OUT WHOLE IN OUR SIDE OF SERVICE LINE, RECONNECTED AND PUT A NEW CURBSTOP ON	100
9/26/2025	MAIN	ASH ST @ COLOMBUS AVE	MAIN	ROTTED SADDLE ON MAIN REPLACE WITH 6" REPAIR CLAMP WITH CC CORP TAP	125
9/28/2025	MAIN	N MAIN ST @ TIFT ST	MAIN	APPROX 4' CRACK IN MAIN, REPLACED 13' STICK OF AC WITH DI	125
9/29/2025	MAIN	40 TOTEM LN	SERVICE	HOLE IN SERVICE LINE REPAIRED WITH A COMPRESSION COUPLING	100
9/30/2025	MAIN	ASH ST @ COLOMBUS	MAIN	REPAIR CLAMP WE PUT ON PREVIOUSLY CAME LOOSE AND NEEDED TO BE TIGHTENED DOWN	125
10/17/2025	S&W	78 LEHA AVE	SERVICE	SERVICE LINE WAS LEAKING SOMEWHERE IN MIDDLE OF ROAD, PULLED A NEW LINE FROM MAIN TO CURB	100
10/29/2025	MAIN	27 OAK ST	SERVICE	SERVICE LINE WAS LEAKING AT MAIN INSTALLED NEW 3/4 mip FITTING AT 90 AND 2' 3/4" k COPPER 3/4" COMP	100

11/7/2025	MAIN	20 OAK ST	SERVICE	CORP HAD SEPERATED FROM MAIN, REPAIRED IT WITH A 6" REPAIR CLAMP WITH 3/4" CC CORP	100
11/17/2025	MAIN	FOGARTY AVE @ 135 FOGARTY	MAIN	APPROX 3" HOLE IN MAIN. REPAIRED WITH 2 6" HYMAX COUPLINGS AND 5' OF 6' DI PIPE	125
11/25/2025	HILL & DALE	10 STRNAD RD	SERVICE	CURBSTOP WAS LEAKING AT THREADS, REPLACED CURBSTOP AND CONNECTED TO EXSISTING LINE WITH A COUPLING	100
12/3/2025	MAIN	36 TOTEM LN	SERVICE	LINE WAS LEAKING IN MIDDLE OF ROAD, PULLED A NEW LINE FROM MAIN TO CURBSTOP	100

Water Leak Survey Report For:
Jewett City
Water Company
Hill & Dale System

Hazardville Water Company
#481 Taylor Rd
Enfield, CT 06083

February/March 2022

Survey Completed by:

MATT GROUF

Grouf'sWater
LEAK SERVICES
DEAD ON IS MY NAME PINPOINT IS MY GAME

11 BIRCHES RD HUBBARDSTON, MA 01452
GROUFSWATER@GMAIL.COM

Equipment used in this Survey

I use state-of-the-art technology to accurately identify and narrow down areas of interest. This includes real-time or overnight correlating of water mains and services. High powered sonic equipment, capable of finding very small leaks, was applied to detect and pinpoint accurate leak locations quickly. This included listening on top of the ground over water mains, as well as contacting hydrants, services, and valves. Utilizing both digital correlating and sonic listening allowed me to precisely pinpoint water breaks for correction.

SubSurface Leak Detection: LD-18 w/ High Sensitivity Contact and Ground Microphones

SubSurface Leak Detection: Z-Corr Digital Correlating Loggers (8 Pack)

Sewerin: Stethophon 04 w/ Ground Microphone and Contact Microphone

Schonstedt: GA-92 XTd Magnetic Locator

Schonstedt: REX Pipe and Cable Locator

Scope of Survey

The water leak detection survey began February 23, 2022 and was completed on March 8, 2022. Acoustic listening and digital correlation of the entire system of mains and services were performed during this survey. Listening with sonic equipment on the valves, curb stops and silcocks (when accessible), and on top of the ground over all the water mains was performed. I correlated the entire main from curb stop to curb stop as well, with no leaks found during this survey.

Dates in System

DATES WORKED	JOB TYPE	DETAILS
2/23/2022	START SURVEY	SURVEY HOUSE TO HOUSE
2/24/2022	SURVEY	SURVEY/CORRELATE
3/8/2022	SURVEY COMPLETE	SURVEY

Leaks Located

No Leaks were uncovered during this survey.

Conclusion

The Hill & Dale water system is an efficient system. Jewett City Water Company does an excellent job maintaining the water system. No leaks were uncovered during this survey. Leak Detection Surveys are essential to the conservation efforts of pure and clean water. Conserving this natural resource will help ensure a water supply is available for future generations. These surveys cut down on non-revenue water, which in turn increases revenues, and saves on rate payers resources. Underground leaks that do not surface, can undermine public and private property causing extensive damage. Leaks pose an increased risk for safety and are uncovered with routine leak detection.

Number of Leaks located:

o Main Breaks – **o GPM**

o Service Leaks - approximately leaking a total of **o GPM**

o Hydrant Leaks - approximately leaking a total of **o GPM**

o Valve Leaks – **o GPM**

Approximate system total gallons per minute loss: **o GPM**

Approximate system yearly loss: **o Gallons**

Recommendations

Full system comprehensive leak detection survey conducted once per calendar year. Leak detection surveys save an extensive amount of money and resources for the Jewett City Water Company, by detecting leaks that can go unnoticed.

Recognition

I would like to thank Bob, Jon, and James at the Hazardville Water Company and Jewett City Water Company for their immediate response to all inquiries in the system.

Water Leak Survey Report For:
Jewett City
Water Company
Jewett City Main System

Jewett City Water Company
#481 Taylor Rd
Enfield, CT 06083

August/September 2022

Survey Completed by:

MATT GROUF

Grouf'sWater
LEAK SERVICES
DEAD ON IS MY NAME PINPOINT IS MY GAME

11 BIRCHES RD HUBBARDSTON, MA 01452
GROUFSWATER@GMAIL.COM

Equipment used in this Survey

I use state-of-the-art technology to accurately identify and narrow down areas of interest. This included real-time or overnight correlating of water mains and services. High powered sonic equipment, capable of finding very small leaks, was applied to detect and pinpoint accurate leak locations quickly. This included listening on top of the ground over water mains, as well as contacting hydrants, services, and valves. Utilizing both digital correlating and sonic listening allowed me to precisely pinpoint water breaks for correction.

SubSurface Leak Detection: LD-18 w/ High Sensitivity Contact and Ground Microphones

SubSurface Leak Detection: LD-15 w/ High Sensitivity Contact and Ground Microphones

SubSurface Leak Detection: Z-Corr Digital Correlating Loggers (8 Pack)

Sewerin: Stethophon 04 w/ Ground Microphone and Contact Microphone

Schonstedt: GA-92 XTd Magnetic Locator

Schonstedt: REX Pipe and Cable Locator

Scope of Survey

The water leak detection survey began August 11, 2022 and was completed on September 20, 2022. Acoustic listening and digital correlation of approximately 27 miles of mains were performed during this survey. Streets with heavy traffic were correlated and listened on during early morning hours for accurate testing results. A service leak and hydrant leak were detected on North Main Street through this method. The cross-country mains correlated, was the line that runs from Slater Ave under the river to the old mill on Wedgewood Dr, Hopeville Wellfield to December Drive, Stone Hill Tank to Banjo Sullivan Rd to Roger Rd, and the JC Easement. No leaks were found on these cross-country mains. Listening with sonic equipment on the hydrants, valves, curb stops (when accessible), and on top of the ground over all the water mains was performed. All leaks uncovered were immediately alerted to the Jewett City Water Company.

Streets Correlated and Listened Early Morning
East Main Street
North Main Street
South Main Street
Stone Hill Road
River Road
Preston Road
Voluntown Road
Slater Ave

Dates in System

DATES WORKED	JOB TYPE	DETAILS
8/11/2022	START SURVEY	STARTED SYSTEM SURVEY
8/18/2022	SURVEY	SURVEY/RECHECK POSSIBLE LEAKS
8/26/2022	SURVEY	SURVEY/RECHECK POSSIBLE LEAKS
8/29/2022	EARLY MORNING	EARLY MORNING SURVEY/CORRELATING
9/12/2022	EARLY MORNING	EARLY MORNING SURVEY/CORRELATING
9/20/2022	SURVEY COMPLETE	SURVEY/FINAL RECHECKS

Leaks Located

One Main Break, five Service Leaks, and 2 Hydrant Leaks were uncovered during this survey. An estimated total of 144 gallons per minute (GPM) loss, was due to these leaks. If left undetected, these leaks could add up to 207,360 gallons per day, 1,451,520 gallons per week, and a total of 75,479,040 gallons per year.

FINAL LEAK LIST FOR JEWETT CITY, CT 9/20/2022					
#	DATE	TYPE OF LEAK	ADDRESS	LOCATION DETAILS	ESTIMATED GPM
1	8/11/2022	SERVICE	77 ASHLAND ST	SERVICE LEAK	22
2	8/11/2022	SERVICE	128 NORTH MAIN ST	SERVICE LEAK	22
3	8/11/2022	HYDRANT	178 NORTH MAIN ST	HYDRANT LEAK	1
4	8/18/2022	SERVICE	149 OLSEN CIR	SERVICE LEAK	25
5	8/18/2022	HYDRANT	32 HILL ST	HYDRANT LEAK	2
6	8/18/2022	MAIN	CARELY AVE	MAIN BREAK	35
7	8/29/2022	SERVICE	17 ARROWHEAD DR	SERVICE LEAK	22
8	9/20/2022	SERVICE	38 MCKENNA AVE	SERVICE LEAK	15
	TOTAL ESTIMATED GALLONS PER MINUTE LOSS				144

Aerial Reports









Grouf'sWater

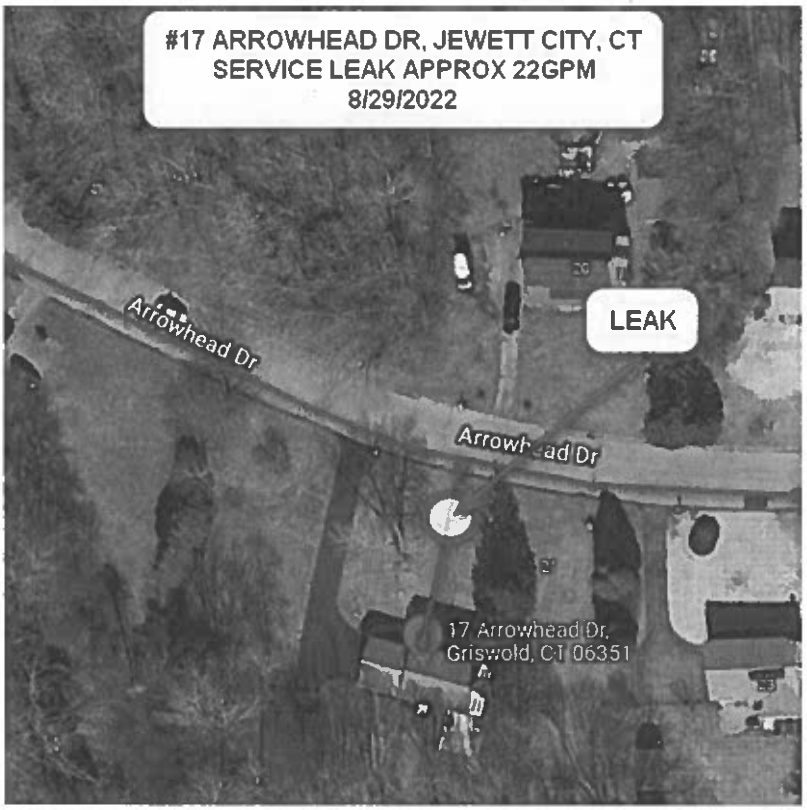



Grouf'sWater

Conclusion

Smaller Water Systems like Jewett City Water Company, benefit immensely from Leak Detection programs. In this survey eight leaks were uncovered. Many of these leaks may never have surfaced, which is why yearly Leak Detection Surveys are essential to the conservation efforts of pure and clean water. Conserving this natural resource will help ensure a water supply is available for future generations. These surveys cut down on non-revenue water, which in turn increases revenues, and saves on rate payers resources. Underground leaks that do not surface, can undermine public and private property causing extensive damage. These leaks pose an increased risk for safety and are uncovered with routine leak detection. The amount of non-revenue water saved during this survey should dramatically decrease the amount of non-revenue water in the system.

Number of Leaks located:

1 Main Break – **35 GPM**

5 Service Leaks - approximately leaking a total of **106 GPM**

2 Hydrant Leaks - approximately leaking a total of **3 GPM**

0 Valve Leaks – **0 GPM**

Approximate system total gallons per minute loss: **144 GPM**

Approximate system yearly loss: **75,479,040 Gallons**

Recommendations

Full system comprehensive leak detection survey conducted once per calendar year. Leak detection surveys save an extensive amount of money and resources for the Jewett City Water Company, by detecting leaks that can go unnoticed.

Recognition

I would like to thank Jon and James at the Jewett City Water Company for their immediate response to all inquiries and leak locations. The system is maintained very well, with almost no leaking hydrants and valves.

Water Leak Survey Report For:
Jewett City
Water Company
S & W System

Hazardville Water Company
#481 Taylor Rd
Enfield, CT 06083

February 2022

Survey Completed by:

MATT GROUF

Grouf'sWater
LEAK SERVICES
DEAD ON IS MY NAME PINPOINT IS MY GAME

11 BIRCHES RD HUBBARDSTON, MA 01452
GROUFSWATER@GMAIL.COM

Equipment used in this Survey

I use state-of-the-art technology to accurately identify and narrow down areas of interest. This includes real-time or overnight correlating of water mains and services. High powered sonic equipment, capable of finding very small leaks, was applied to detect and pinpoint accurate leak locations quickly. This included listening on top of the ground over water mains, as well as contacting hydrants, services, and valves. Utilizing both digital correlating and sonic listening allowed me to precisely pinpoint water breaks for correction.

SubSurface Leak Detection: LD-18 w/ High Sensitivity Contact and Ground Microphones

SubSurface Leak Detection: Z-Corr Digital Correlating Loggers (8 Pack)

Sewerin: Stethophon 04 w/ Ground Microphone and Contact Microphone

Schonstedt: GA-92 XTd Magnetic Locator

Schonstedt: REX Pipe and Cable Locator



Scope of Survey

The water leak detection survey began February 16, 2022 and was completed on February 23, 2022. Acoustic listening and digital correlation of the entire system of mains and services were performed during this survey. 3 service leaks were uncovered during this survey. The cross-country mains correlated, were the lines that run from the pump house to Bonnie St and the pump house to Lisa Ave. No leaks were found on these cross-country mains. Listening with sonic equipment on the valves, curb stops and silcocks (when accessible), and on top of the ground over all the water mains was performed. All leaks uncovered were immediately alerted to the Jewett City Water Company.

Dates in System

DATES WORKED	JOB TYPE	DETAILS
2/16/2022	START SURVEY	SURVEY
2/23/2022	SURVEY	SURVEY/PINPOINT

Leaks Located

Three Service Leaks were uncovered during this survey. An estimated total of 11 gallons per minute (GPM) loss, was due to these leaks. If left undetected, these leaks could add up to 15,840 gallons per day, 110,880 gallons per week, and a total of 5,765,760 gallons per year.

S & W SYSTEM FINAL LEAK LIST					
#	DATE	TYPE OF LEAK	ADDRESS	LOCATION DETAILS	ESTIMATED GPM
1	6/21/2021	SERVICE	#49 LEHA AVE	SERVICE LEAK	3
2	6/21/2021	SERVICE	#115 EDMOND RD	SERVICE LEAK	5
3	6/25/2021	SERVICE	#122 EDMOND RD	SERVICE LEAK	3
			TOTAL ESTIMATED GALLONS PER MINUTE LOSS		11

Aerial Reports







Conclusion

Smaller Water Systems like the S & W system, benefit immensely from Leak Detection programs. In this survey three leaks were uncovered. These leaks may never have surfaced, which is why yearly Leak Detection Surveys are essential to the conservation efforts of pure and clean water. Conserving this natural resource will help ensure a water supply is available for future generations. These surveys cut down on non-revenue water, which in turn increases revenues, and saves on rate payers resources. Underground leaks that do not surface, can undermine public and private property causing extensive damage. These leaks pose an increased risk for safety and are uncovered with routine leak detection. The amount of non-revenue water saved during this survey should decrease the amount of unaccounted for water being pumped into the system.

Number of Leaks located:

0 Main Breaks – **0 GPM**

3 Service Leaks - approximately leaking a total of **11 GPM**

0 Hydrant Leaks - approximately leaking a total of **0 GPM**

0 Valve Leaks – **0 GPM**

Approximate system total gallons per minute loss: **11 GPM**

Approximate system yearly loss: **5,765,760 Gallons**

Recommendations

Full system comprehensive leak detection survey conducted once per calendar year. Leak detection surveys save an extensive amount of money and resources for the Jewett City Water Company, by detecting leaks that can go unnoticed.

Recognition

I would like to thank Bob, Jon, and James at the Hazardville Water Company and Jewett City Water Company for their immediate response to all inquiries and leak locations. It is nice to see water systems like this, that monitor there usage closely to be able to recognize an issue in the system in a timely manner.